



Officials: Joe Lindsay, Olandis Poole, Jerry Heater

Dartmouth - 53

Record: 4-9

NO.	Name	F	Min	FG			3P			FT			Rebounds			Fouls		TP	AS	TO	ST	Blocks		+/-
				M-A	M-A	M-A	OR	DR	TOT	PF	FD	BS	BA											
3	Dusan Neskovic	F	34:01	5-15	4-8	0-0	0	9	9	1	1	14	1	2	1	0	0	0	0	0	0	-9		
11	Connor Christensen	F	30:40	1-3	0-1	0-0	0	5	5	2	1	2	0	0	0	0	0	0	0	0	0	-10		
21	Brandon Mitchell-Day	F	27:41	5-11	0-1	4-4	3	6	9	2	3	14	0	3	0	0	0	0	0	0	0	-1		
22	Jayden Williams	F	26:59	3-10	1-7	0-0	0	5	5	4	2	7	1	0	0	0	0	0	0	0	0	-9		
5	Jaren Johnson	G	29:48	4-7	0-2	2-2	0	3	3	2	2	10	5	2	0	0	0	0	0	0	0	-14		
33	Jackson Munro		25:17	2-4	0-2	0-0	0	0	0	1	0	4	1	0	0	0	0	0	0	0	0	-19		
10	Ryan Cornish		11:14	0-2	0-0	2-2	0	2	2	0	2	2	0	4	0	0	0	0	0	0	0	-6		
20	Romeo Myrthil		14:20	0-1	0-1	0-0	0	0	0	0	0	0	0	1	0	0	0	0	0	0	0	-12		
Team												0	2	2		0		1						
<b>Totals</b>				20-53	5-22	8-8	3	32	35	12	11	53	8	13	2	1	1						-16	

Shooting By Period		
1 <sup>st</sup> FG%	8-26	30.8%
3PT%	1-8	12.5%
FT%	6-6	100%
2 <sup>nd</sup> FG%	12-27	44.4%
3PT%	4-14	28.6%
FT%	2-2	100%
GM FG%	20-53	37.7%
3PT%	5-22	22.7%
FT%	8-8	100.0%

Dead Ball Rebounds: 0, 0

Technical Fouls: NONE

Vanderbilt - 69

Record: 5-8

NO.	Name	F	Min	FG			3P			FT			Rebounds			Fouls		TP	AS	TO	ST	Blocks		+/-
				M-A	M-A	M-A	OR	DR	TOT	PF	FD	BS	BA											
21	Tasos Kamateros	F	29:29	2-5	2-5	0-0	1	5	6	1	0	6	0	0	0	0	0	0	0	0	1	0	19	
35	Carter Lang	F	13:32	0-0	0-0	0-0	0	3	3	3	1	0	0	0	2	0	0	0	0	0	0	0	2	
0	Tyrin Lawrence	G	34:48	7-16	2-4	6-7	1	7	8	2	6	22	3	2	2	0	0	0	0	0	0	0	20	
5	Ezra Manjon	G	34:51	9-17	3-4	2-2	0	2	2	0	1	23	5	0	1	0	0	0	0	0	0	0	20	
10	Jordan Williams	G	21:24	2-3	1-2	0-0	0	2	2	2	0	5	0	1	0	0	0	0	0	0	0	0	5	
12	Evan Taylor		21:35	2-5	0-3	0-0	0	5	5	2	1	4	0	0	0	0	0	0	0	0	0	0	5	
23	Jason Rivera-Torres		24:51	3-11	0-5	0-0	0	3	3	0	1	6	1	1	3	0	1	3	0	1	12			
3	Paul Lewis		15:16	1-3	1-3	0-0	0	1	1	1	0	3	1	0	0	0	0	0	0	0	0	0	-1	
22	Graham Calton		03:15	0-2	0-1	0-0	2	0	2	0	2	0	0	0	0	0	0	0	0	0	0	0	-4	
13	Malik Presley		00:59	0-0	0-0	0-0	0	0	0	0	0	0	0	0	0	0	0	0	0	0	0	0	2	
Team												1	2	3		0		0						
<b>Totals</b>				26-62	9-27	8-9	5	30	35	11	12	69	10	6	6	1	1							16

Shooting By Period		
1 <sup>st</sup> FG%	13-33	39.4%
3PT%	3-12	25.0%
FT%	2-3	66.7%
2 <sup>nd</sup> FG%	13-29	44.8%
3PT%	6-15	40.0%
FT%	6-6	100%
GM FG%	26-62	41.9%
3PT%	9-27	33.3%
FT%	8-9	88.9%

Dead Ball Rebounds: 0, 0

Technical Fouls: NONE

	DART	Vandy
Biggest lead	5 (1 <sup>st</sup> 18:44)	18 (2 <sup>nd</sup> 5:45)
Best Scoring Run	6 (1 <sup>st</sup> 10:55)	9 (1 <sup>st</sup> 2:00)
Lead Changes	3	
Times Tied	5	
Time with Lead	09:21	25:21

	DART	Vandy
Points from		
Turnovers	6	12
Paint	28	24
Second Chance	4	7
Fast Breaks	6	7
Bench	6	13

	Period by Period Scoring		
	1st	2nd	TOT
DART	23	30	53
Vandy	31	38	69



**Period 1**

**Quarter Starters:**

<b>Vandy</b>	0 Lawrence T	5 Manjon E	10 Williams J	21 Kamateros T	35 Lang C
<b>DART</b>	3 Neskovic D	5 Johnson J	11 Christensen C	21 Mitchell-Day B	22 Williams J

Game Time	Vandy	Score	Diff	DART
20:00	35 LANG C jumpball lost			21 MITCHELL-DAY B jumpball won
19:41		<b>0-2</b>	<b>-2</b>	3 NESKOVIC D 2pt FG in the paint, floating jump shot made (2)
19:23	21 KAMATEROS T 3pt FG , jump shot missed			
19:20				3 NESKOVIC D defensive rebound (1)
19:13	35 LANG C foul personal (1 - 1)			21 MITCHELL-DAY B foul drawn (1)
19:08				21 MITCHELL-DAY B 2pt FG outside the paint, jump shot missed
19:04	21 KAMATEROS T defensive rebound (1)			
18:56	5 MANJON E 2pt FG in the paint, jump shot missed			
18:52				21 MITCHELL-DAY B defensive rebound (1)
18:44		<b>0-5</b>	<b>-5</b>	3 NESKOVIC D 3pt FG , jump shot made (5)
18:44				5 JOHNSON J assist (1)
18:24	0 LAWRENCE T 3pt FG , jump shot missed			
18:20				3 NESKOVIC D defensive rebound (2)
18:14	5 MANJON E steal (1)			5 JOHNSON J turnover lost ball (1)
18:09	5 MANJON E 2pt FG fast break from turnover in the paint, driving layup missed			
18:06				5 JOHNSON J defensive rebound (1)
18:04				22 WILLIAMS J 3pt FG fast break, jump shot missed
18:01	35 LANG C defensive rebound (1)			
17:51	10 WILLIAMS J 3pt FG , jump shot made (3)	<b>3-5</b>	<b>-2</b>	
17:51	5 MANJON E assist (1)			
17:22				21 MITCHELL-DAY B 2pt FG in the paint, layup blocked
17:22	21 KAMATEROS T block (1)			
17:22	35 LANG C defensive rebound (2)			
17:04	0 LAWRENCE T 2pt FG in the paint, pull up jump shot missed			
17:01				defensive rebound (5)
16:44				22 WILLIAMS J 2pt FG in the paint, turnaround jump shot missed
16:40	defensive rebound (4)			
16:40				21 MITCHELL-DAY B substitution out
16:40				33 MUNRO J substitution in
16:19	5 MANJON E 2pt FG in the paint, driving layup made (2)	<b>5-5</b>	<b>0</b>	
16:03				3 NESKOVIC D 2pt FG in the paint, driving layup missed
16:00	35 LANG C defensive rebound (3)			
15:39	5 MANJON E 2pt FG in the paint, floating jump shot missed			
15:36				22 WILLIAMS J defensive rebound (1)
15:24				3 NESKOVIC D 2pt FG in the paint, layup missed
15:21	10 WILLIAMS J defensive rebound (1)			
15:17	10 WILLIAMS J 2pt FG fast break in the paint, driving layup made (5)	<b>7-5</b>	<b>2</b>	
14:52		<b>7-7</b>	<b>0</b>	33 MUNRO J 2pt FG in the paint, layup made (2)
14:52				5 JOHNSON J assist (2)
14:32	21 KAMATEROS T 3pt FG , jump shot made (3)	<b>10-7</b>	<b>3</b>	



Official Basketball Play by Play - First Half  
**Dartmouth at Vanderbilt**  
 12/30/23 Memorial Gymnasium, Nashville, Tenn.  
 Vanderbilt vs. Dartmouth

**Game Time:** 4:00 PM  
**Game Duration:** 1:39  
**Attendance:** 5,773

**Officials:** Joe Lindsay, Olandis Poole, Jerry Heater

Game Time	Vandy	Score	Diff	DART
14:32	5 MANJON E assist (2)			
14:14				3 NESKOVIC D 2pt FG in the paint, floating jump shot missed
14:10	21 KAMATEROS T defensive rebound (2)			
14:08	0 LAWRENCE T turnover lost ball (1)			22 WILLIAMS J steal (1)
14:01		<b>10-9</b>	<b>1</b>	5 JOHNSON J 2pt FG fast break from turnover in the paint, driving layup made (2)
13:44	0 LAWRENCE T foul drawn (1)			22 WILLIAMS J foul shooting (1 - 1)
13:44	Timeout media			
13:44	10 WILLIAMS J substitution out			
13:44	35 LANG C substitution out			
13:44	12 TAYLOR E substitution in			
13:44	23 RIVERA-TORRES J substitution in			
13:44				3 NESKOVIC D substitution out
13:44				5 JOHNSON J substitution out
13:44				22 WILLIAMS J substitution out
13:44				10 CORNISH R substitution in
13:44				20 MYRTHIL R substitution in
13:44				21 MITCHELL-DAY B substitution in
13:44	0 LAWRENCE T free throw 1 - 2 made (1)	<b>11-9</b>	<b>2</b>	
13:44	0 LAWRENCE T free throw 2 - 2 missed			
13:43				21 MITCHELL-DAY B defensive rebound (2)
13:15				10 CORNISH R 2pt FG in the paint, floating jump shot missed
13:11	23 RIVERA-TORRES J defensive rebound (1)			
13:03	5 MANJON E 2pt FG in the paint, driving layup missed			
13:01				10 CORNISH R defensive rebound (1)
12:42	23 RIVERA-TORRES J steal (1)			21 MITCHELL-DAY B turnover lost ball (1)
12:28	0 LAWRENCE T 2pt FG from turnover in the paint, floating jump shot missed			
12:24				21 MITCHELL-DAY B defensive rebound (3)
12:09		<b>11-11</b>	<b>0</b>	11 CHRISTENSEN C 2pt FG in the paint, driving layup made (2)
11:47	12 TAYLOR E 3pt FG , jump shot missed			
11:42				11 CHRISTENSEN C defensive rebound (1)
11:26	12 TAYLOR E foul shooting (1 - 2)			10 CORNISH R foul drawn (1)
11:26	Timeout media			
11:26	5 MANJON E substitution out			
11:26	21 KAMATEROS T substitution out			
11:26	3 LEWIS P substitution in			
11:26	35 LANG C substitution in			
11:26				11 CHRISTENSEN C substitution out
11:26				3 NESKOVIC D substitution in
11:26		<b>11-12</b>	<b>-1</b>	10 CORNISH R free throw 1 - 2 made (1)
11:26		<b>11-13</b>	<b>-2</b>	10 CORNISH R free throw 2 - 2 made (2)
11:04	23 RIVERA-TORRES J turnover lost ball (1)			3 NESKOVIC D steal (1)
10:59				3 NESKOVIC D 2pt FG fast break from turnover in the paint, driving layup missed
10:55				21 MITCHELL-DAY B offensive rebound (4)
10:55		<b>11-15</b>	<b>-4</b>	21 MITCHELL-DAY B 2pt FG fast break from turnover second chance in the paint, layup made (2)
10:26	0 LAWRENCE T 2pt FG outside the paint, pull up jump shot made (3)	<b>13-15</b>	<b>-2</b>	
10:09	23 RIVERA-TORRES J steal (2)			10 CORNISH R turnover lost ball (1)



**Dartmouth at Vanderbilt**

12/30/23 Memorial Gymnasium, Nashville, Tenn.  
Vanderbilt vs. Dartmouth

**Game Time:** 4:00 PM  
**Game Duration:** 1:39  
**Attendance:** 5,773

**Officials:** Joe Lindsay, Olandis Poole, Jerry Heater

Game Time	Vandy	Score	Diff	DART
10:05	23 RIVERA-TORRES J 2pt FG from turnover in the paint, alleyoop missed			
10:01				3 NESKOVIC D defensive rebound (3)
09:58				20 MYRTHIL R 3pt FG , jump shot missed
09:56				21 MITCHELL-DAY B offensive rebound (5)
09:56	0 LAWRENCE T foul shooting (1 - 3)			21 MITCHELL-DAY B foul drawn (2)
09:56		<b>13-16</b>	<b>-3</b>	21 MITCHELL-DAY B free throw 1 - 2 made (3)
09:56				10 CORNISH R substitution out
09:56				20 MYRTHIL R substitution out
09:56				5 JOHNSON J substitution in
09:56				22 WILLIAMS J substitution in
09:56		<b>13-17</b>	<b>-4</b>	21 MITCHELL-DAY B free throw 2 - 2 made (4)
09:38	12 TAYLOR E 2pt FG in the paint, layup made (2)	<b>15-17</b>	<b>-2</b>	
09:38	0 LAWRENCE T assist (1)			
09:22				22 WILLIAMS J 3pt FG , jump shot missed
09:19	23 RIVERA-TORRES J defensive rebound (2)			
09:03	35 LANG C foul drawn (1)			33 MUNRO J foul personal (1 - 2)
08:45	0 LAWRENCE T 2pt FG in the paint, driving layup made (5)	<b>17-17</b>	<b>0</b>	
08:29	12 TAYLOR E foul drawn (1)			21 MITCHELL-DAY B foul offensive (1 - 3)
08:29				21 MITCHELL-DAY B turnover offensive (2)
08:29				33 MUNRO J substitution out
08:29				11 CHRISTENSEN C substitution in
08:18	35 LANG C foul offensive (2 - 4)			22 WILLIAMS J foul drawn (1)
08:18	35 LANG C turnover offensive (1)			
08:18	0 LAWRENCE T substitution out			
08:18	5 MANJON E substitution in			
08:18	35 LANG C substitution out			
08:18	22 CALTON G substitution in			
08:09				3 NESKOVIC D 3pt FG from turnover, jump shot missed
08:05	12 TAYLOR E defensive rebound (1)			
07:54	5 MANJON E 3pt FG , jump shot missed			
07:51				defensive rebound (14)
07:51				Timeout media
07:42		<b>17-19</b>	<b>-2</b>	21 MITCHELL-DAY B 2pt FG in the paint, layup made (6)
07:42				3 NESKOVIC D assist (1)
07:26	23 RIVERA-TORRES J 3pt FG , jump shot missed			
07:22				3 NESKOVIC D defensive rebound (4)
07:06		<b>17-21</b>	<b>-4</b>	5 JOHNSON J 2pt FG in the paint, driving layup made (4)
06:51	22 CALTON G 3pt FG , jump shot missed			
06:47				3 NESKOVIC D defensive rebound (5)
06:27	22 CALTON G foul drawn (1)			3 NESKOVIC D foul offensive (1 - 4)
06:27				3 NESKOVIC D turnover offensive (1)
06:27				3 NESKOVIC D substitution out
06:27				20 MYRTHIL R substitution in
06:06	5 MANJON E 2pt FG from turnover in the paint, jump shot missed			
06:03				22 WILLIAMS J defensive rebound (2)
05:50				22 WILLIAMS J 3pt FG , jump shot missed
05:47	12 TAYLOR E defensive rebound (2)			
05:43	3 LEWIS P 3pt FG , jump shot missed			



**Dartmouth at Vanderbilt**

12/30/23 Memorial Gymnasium, Nashville, Tenn.  
Vanderbilt vs. Dartmouth

**Game Time:** 4:00 PM  
**Game Duration:** 1:39  
**Attendance:** 5,773

**Officials:** Joe Lindsay, Olandis Poole, Jerry Heater

Game Time	Vandy	Score	Diff	DART
05:39	22 CALTON G offensive rebound (1)			
05:39	22 CALTON G 2pt FG second chance in the paint, layup missed			
05:37				11 CHRISTENSEN C defensive rebound (2)
05:25				5 JOHNSON J 2pt FG outside the paint, pull up jump shot missed
05:21	5 MANJON E defensive rebound (1)			
05:06	12 TAYLOR E 3pt FG , jump shot missed			
05:03	22 CALTON G offensive rebound (2)			
05:03	22 CALTON G foul drawn (2)			21 MITCHELL-DAY B foul personal (2 - 5)
05:03	3 LEWIS P substitution out			
05:03	22 CALTON G substitution out			
05:03	0 LAWRENCE T substitution in			
05:03	21 KAMATEROS T substitution in			
05:03				5 JOHNSON J substitution out
05:03				21 MITCHELL-DAY B substitution out
05:03				10 CORNISH R substitution in
05:03				33 MUNRO J substitution in
05:02	23 RIVERA-TORRES J 2pt FG second chance outside the paint, jump shot made (2)	<b>19-21</b>	<b>-2</b>	
05:02	5 MANJON E assist (3)			
04:39				33 MUNRO J 3pt FG , jump shot missed
04:37	defensive rebound (15)			
04:24	0 LAWRENCE T 2pt FG in the paint, driving layup made (7)	<b>21-21</b>	<b>0</b>	
04:00				11 CHRISTENSEN C 2pt FG in the paint, floating jump shot missed
03:56	12 TAYLOR E defensive rebound (3)			
03:48	0 LAWRENCE T foul offensive (2 - 5)			11 CHRISTENSEN C foul drawn (1)
03:48	0 LAWRENCE T turnover offensive (2)			
03:48	Timeout media			
03:48				11 CHRISTENSEN C substitution out
03:48				3 NESKOVIC D substitution in
03:39				10 CORNISH R turnover out of bounds (2)
03:39				10 CORNISH R substitution out
03:39				5 JOHNSON J substitution in
03:12	0 LAWRENCE T 2pt FG from turnover outside the paint, floating jump shot missed			
03:08				22 WILLIAMS J defensive rebound (3)
02:55				3 NESKOVIC D 2pt FG in the paint, jump shot missed
02:50	0 LAWRENCE T defensive rebound (1)			
02:33	23 RIVERA-TORRES J 2pt FG in the paint, jump shot made (4)	<b>23-21</b>	<b>2</b>	
02:15				3 NESKOVIC D turnover 3 seconds (2)
02:00	0 LAWRENCE T 2pt FG from turnover in the paint, layup made (9)	<b>25-21</b>	<b>4</b>	
02:00	0 LAWRENCE T foul drawn (2)			22 WILLIAMS J foul shooting (2 - 6)
02:00				22 WILLIAMS J substitution out
02:00				11 CHRISTENSEN C substitution in
02:00	0 LAWRENCE T free throw 1 - 1 made (10)	<b>26-21</b>	<b>5</b>	
02:00	0 LAWRENCE T substitution out			
02:00	10 WILLIAMS J substitution in			
01:50				turnover 10 sec back court (8)



Official Basketball Play by Play - First Half

**Dartmouth at Vanderbilt**

12/30/23 Memorial Gymnasium, Nashville, Tenn.  
Vanderbilt vs. Dartmouth

**Game Time:** 4:00 PM  
**Game Duration:** 1:39  
**Attendance:** 5,773

**Officials:** Joe Lindsay, Olandis Poole, Jerry Heater

Game Time	Vandy	Score	Diff	DART
01:35	23 RIVERA-TORRES J 2pt FG from turnover in the paint, jump shot blocked			
01:35				11 CHRISTENSEN C block (1)
01:29				3 NESKOVIC D defensive rebound (6)
01:28				3 NESKOVIC D 3pt FG , jump shot missed
01:25	12 TAYLOR E defensive rebound (4)			
01:13	10 WILLIAMS J 3pt FG , jump shot missed			
01:10				11 CHRISTENSEN C defensive rebound (3)
01:02	12 TAYLOR E foul shooting (2 - 6)			5 JOHNSON J foul drawn (1)
01:02		<b>26-22</b>	<b>4</b>	5 JOHNSON J free throw 1 - 2 made (5)
01:02				3 NESKOVIC D substitution out
01:02				10 CORNISH R substitution in
01:02		<b>26-23</b>	<b>3</b>	5 JOHNSON J free throw 2 - 2 made (6)
01:02	12 TAYLOR E substitution out			
01:02	13 PRESLEY M substitution in			
00:37	5 MANJON E 2pt FG in the paint, driving layup made (4)	<b>28-23</b>	<b>5</b>	
00:20				Timeout 30 Sec
00:20				20 MYRTHIL R substitution out
00:20				22 WILLIAMS J substitution in
00:07	23 RIVERA-TORRES J steal (3)			10 CORNISH R turnover bad pass (3)
00:03	Timeout 30 Sec			
00:03	13 PRESLEY M substitution out			
00:03	0 LAWRENCE T substitution in			
00:01	0 LAWRENCE T 3pt FG from turnover, step back jump shot made (13)	<b>31-23</b>	<b>8</b>	
<b>END OF PERIOD</b>				
<b>Vandy 31-23 DART</b>				



Officials: Joe Lindsay, Olandis Poole, Jerry Heater

Dartmouth - 23

NO.	Name	F	Min	FG	3P	FT	Rebounds			Fouls		TP	AS	TO	ST	Blocks		+/-
				M-A	M-A	M-A	OR	DR	TOT	PF	FD					BS	BA	
3	Dusan Neskovic	F	14:01	2-9	1-3	0-0	0	6	6	1	0	5	1	2	1	0	0	-1
11	Connor Christensen	F	15:15	1-2	0-0	0-0	0	3	3	0	1	2	0	0	0	1	0	-4
21	Brandon Mitchell-Day	F	12:01	2-4	0-0	2-2	2	3	5	2	2	6	0	2	0	0	1	7
22	Jayden Williams	F	14:32	0-4	0-3	0-0	0	3	3	2	1	0	0	0	1	0	0	-11
5	Jaren Johnson	G	14:48	2-3	0-0	2-2	0	1	1	0	1	6	2	1	0	0	0	-8
33	Jackson Munro		13:14	1-2	0-1	0-0	0	0	0	1	0	2	0	0	0	0	0	-14
10	Ryan Cornish		06:14	0-1	0-0	2-2	0	1	1	0	1	2	0	3	0	0	0	-4
20	Romeo Myrthil		09:55	0-1	0-1	0-0	0	0	0	0	0	0	0	0	0	0	0	-5
Team							0	2	2			0		1				
<b>Totals</b>				8-26	1-8	6-6	2	19	21	6	6	23	3	9	2	1	1	-8

Shooting By Period		
1st FG%	8-26	30.8%
3PT%	1-8	12.5%
FT%	6-6	100%
GM FG%	8-26	30.8%
3PT%	1-8	12.5%
FT%	6-6	100.0%

Dead Ball Rebounds: 0, 0

Technical Fouls::NONE

Vanderbilt - 31

NO.	Name	F	Min	FG	3P	FT	Rebounds			Fouls		TP	AS	TO	ST	Blocks		+/-
				M-A	M-A	M-A	OR	DR	TOT	PF	FD					BS	BA	
21	Tasos Kamateros	F	13:37	1-2	1-2	0-0	0	2	2	0	0	3	0	0	0	1	0	12
35	Carter Lang	F	09:24	0-0	0-0	0-0	0	3	3	2	1	0	0	1	0	0	0	1
0	Tyrin Lawrence	G	14:48	5-9	1-2	2-3	0	1	1	2	2	13	1	2	0	0	0	12
5	Ezra Manjon	G	16:52	2-8	0-1	0-0	0	1	1	0	0	4	3	0	1	0	0	8
10	Jordan Williams	G	08:16	2-3	1-2	0-0	0	1	1	0	0	5	0	0	0	0	0	4
12	Evan Taylor		12:42	1-3	0-2	0-0	0	4	4	2	1	2	0	0	0	0	0	2
23	Jason Rivera-Torres		13:44	2-5	0-1	0-0	0	2	2	0	0	4	0	1	3	0	1	7
3	Paul Lewis		06:23	0-1	0-1	0-0	0	0	0	0	0	0	0	0	0	0	0	-4
22	Graham Calton		03:15	0-2	0-1	0-0	2	0	2	0	2	0	0	0	0	0	0	-4
13	Malik Presley		00:59	0-0	0-0	0-0	0	0	0	0	0	0	0	0	0	0	0	2
Team							0	2	2			0		0				
<b>Totals</b>				13-33	3-12	2-3	2	16	18	6	6	31	4	4	4	1	1	8

Shooting By Period		
1st FG%	13-33	39.4%
3PT%	3-12	25.0%
FT%	2-3	66.7%
GM FG%	13-33	39.4%
3PT%	3-12	25.0%
FT%	2-3	66.7%

Dead Ball Rebounds: 0, 0

Technical Fouls::NONE

	DART	Vandy
Biggest lead	5 (1st 18:44)	8 (1st 0:01)
Best Scoring Run	6(1st 10:55)	9(1st 2:00)
Lead Changes	3	
Times Tied	5	
Time with Lead	09:21	05:21

Points from	DART	Vandy
Turnovers	4	6
Paint	14	16
Second Chance	4	2
Fast Breaks	4	2
Bench	4	6

	Period by Period Scoring		
	1st	2nd	TOT
DART	23	30	53
Vandy	31	38	69



**Dartmouth at Vanderbilt**

12/30/23 Memorial Gymnasium, Nashville, Tenn.  
Vanderbilt vs. Dartmouth

**Game Time:** 4:00 PM  
**Game Duration:** 1:39  
**Attendance:** 5,773

**Officials:** Joe Lindsay, Olandis Poole, Jerry Heater

**Period 2**

**Quarter Starters:**

<b>Vandy</b>	0 Lawrence T	5 Manjon E	10 Williams J	21 Kamateros T	23 Rivera-Torres J
<b>DART</b>	3 Neskovic D	5 Johnson J	11 Christensen C	21 Mitchell-Day B	22 Williams J

Game Time	Vandy	Score	Diff	DART
20:00				10 CORNISH R substitution out
20:00				33 MUNRO J substitution out
20:00				3 NESKOVIC D substitution in
20:00				21 MITCHELL-DAY B substitution in
19:51	0 LAWRENCE T 3pt FG , jump shot missed			
19:47				21 MITCHELL-DAY B defensive rebound (6)
19:27				22 WILLIAMS J 3pt FG , jump shot missed
19:23	0 LAWRENCE T defensive rebound (2)			
19:01	0 LAWRENCE T 2pt FG in the paint, driving layup missed			
18:58	21 KAMATEROS T offensive rebound (3)			
18:55	10 WILLIAMS J turnover bad pass (1)			
18:35				21 MITCHELL-DAY B turnover travel (3)
18:23	23 RIVERA-TORRES J 3pt FG from turnover, jump shot missed			
18:20				5 JOHNSON J defensive rebound (2)
18:13				21 MITCHELL-DAY B 3pt FG , jump shot missed
18:09	10 WILLIAMS J defensive rebound (2)			
18:02	21 KAMATEROS T 3pt FG , jump shot made (6)	<b>34-23</b>	<b>11</b>	
18:02	23 RIVERA-TORRES J assist (1)			
17:33	10 WILLIAMS J foul shooting (1 - 1)			21 MITCHELL-DAY B foul drawn (3)
17:33		<b>34-24</b>	<b>10</b>	21 MITCHELL-DAY B free throw 1 - 2 made (7)
17:33		<b>34-25</b>	<b>9</b>	21 MITCHELL-DAY B free throw 2 - 2 made (8)
17:12	0 LAWRENCE T foul drawn (3)			22 WILLIAMS J foul shooting (3 - 1)
17:12	0 LAWRENCE T free throw 1 - 2 made (14)	<b>35-25</b>	<b>10</b>	
17:12				22 WILLIAMS J substitution out
17:12				20 MYRTHIL R substitution in
17:12	0 LAWRENCE T free throw 2 - 2 made (15)	<b>36-25</b>	<b>11</b>	
16:50				5 JOHNSON J 3pt FG , jump shot missed
16:45	21 KAMATEROS T defensive rebound (4)			
16:34	21 KAMATEROS T 3pt FG , jump shot missed			
16:30				5 JOHNSON J defensive rebound (3)
16:25		<b>36-27</b>	<b>9</b>	21 MITCHELL-DAY B 2pt FG in the paint, driving layup made (10)
16:25				5 JOHNSON J assist (3)
16:13	23 RIVERA-TORRES J 3pt FG , jump shot missed			
16:09				3 NESKOVIC D defensive rebound (7)
15:49				21 MITCHELL-DAY B 2pt FG in the paint, driving layup missed
15:47	0 LAWRENCE T defensive rebound (3)			
15:47	0 LAWRENCE T foul drawn (4)			11 CHRISTENSEN C foul personal (1 - 2)
15:47	Timeout media			
15:47				21 MITCHELL-DAY B substitution out
15:47				33 MUNRO J substitution in
15:25	23 RIVERA-TORRES J 3pt FG , jump shot missed			
15:22				3 NESKOVIC D defensive rebound (8)





**Dartmouth at Vanderbilt**

12/30/23 Memorial Gymnasium, Nashville, Tenn.  
Vanderbilt vs. Dartmouth

**Game Time:** 4:00 PM  
**Game Duration:** 1:39  
**Attendance:** 5,773

**Officials:** Joe Lindsay, Olandis Poole, Jerry Heater

Game Time	Vandy	Score	Diff	DART
15:11				3 NESKOVIC D 3pt FG , jump shot missed
15:08	21 KAMATEROS T defensive rebound (5)			
14:59	0 LAWRENCE T 2pt FG in the paint, floating jump shot made (17)	<b>38-27</b>	<b>11</b>	
14:28				11 CHRISTENSEN C 3pt FG , jump shot missed
14:24	23 RIVERA-TORRES J defensive rebound (3)			
14:02	0 LAWRENCE T 2pt FG in the paint, driving layup missed			
13:59				11 CHRISTENSEN C defensive rebound (4)
13:53	23 RIVERA-TORRES J foul drawn (1)			5 JOHNSON J foul offensive (1 - 3)
13:53				5 JOHNSON J turnover offensive (2)
13:53				5 JOHNSON J substitution out
13:53				10 CORNISH R substitution in
13:28	0 LAWRENCE T foul drawn (5)			11 CHRISTENSEN C foul personal (2 - 4)
13:28				11 CHRISTENSEN C substitution out
13:28				21 MITCHELL-DAY B substitution in
13:26	23 RIVERA-TORRES J 2pt FG from turnover outside the paint, jump shot missed			
13:21	0 LAWRENCE T offensive rebound (4)			
13:08	5 MANJON E 3pt FG from turnover second chance, jump shot made (7)	<b>41-27</b>	<b>14</b>	
12:55	0 LAWRENCE T steal (1)			20 MYRTHIL R turnover bad pass (1)
12:49	0 LAWRENCE T 3pt FG fast break from turnover, jump shot made (20)	<b>44-27</b>	<b>17</b>	
12:49	5 MANJON E assist (4)			
12:47				Timeout 30 Sec
12:47				Timeout media
12:47				20 MYRTHIL R substitution out
12:47				22 WILLIAMS J substitution in
12:26		<b>44-30</b>	<b>14</b>	22 WILLIAMS J 3pt FG , jump shot made (3)
12:26				33 MUNRO J assist (1)
12:00	23 RIVERA-TORRES J 2pt FG outside the paint, jump shot made (6)	<b>46-30</b>	<b>16</b>	
11:44				Timeout media
11:34				22 WILLIAMS J 3pt FG , jump shot missed
11:30	0 LAWRENCE T defensive rebound (5)			
11:01	5 MANJON E 2pt FG in the paint, driving layup missed			
11:00				10 CORNISH R defensive rebound (2)
11:00	21 KAMATEROS T foul personal (1 - 2)			10 CORNISH R foul drawn (2)
10:57	0 LAWRENCE T steal (2)			10 CORNISH R turnover bad pass (4)
10:38	0 LAWRENCE T 2pt FG from turnover in the paint, driving layup missed			
10:31				22 WILLIAMS J defensive rebound (4)
10:30		<b>46-32</b>	<b>14</b>	22 WILLIAMS J 2pt FG fast break in the paint, driving layup made (5)
10:10	23 RIVERA-TORRES J 3pt FG , jump shot missed			
10:07				21 MITCHELL-DAY B defensive rebound (7)
09:59		<b>46-35</b>	<b>11</b>	3 NESKOVIC D 3pt FG , jump shot made (8)
09:59				22 WILLIAMS J assist (1)
09:35	5 MANJON E 2pt FG in the paint, pull up jump shot missed			
09:31				21 MITCHELL-DAY B defensive rebound (8)
09:15				10 CORNISH R 2pt FG in the paint, pull up jump shot missed



**Dartmouth at Vanderbilt**

12/30/23 Memorial Gymnasium, Nashville, Tenn.  
Vanderbilt vs. Dartmouth

**Game Time:** 4:00 PM  
**Game Duration:** 1:39  
**Attendance:** 5,773

**Officials:** Joe Lindsay, Olandis Poole, Jerry Heater

Game Time	Vandy	Score	Diff	DART
09:11	21 KAMATEROS T defensive rebound (6)			
08:53	0 LAWRENCE T foul drawn (6)			22 WILLIAMS J foul shooting (4 - 5)
08:53	0 LAWRENCE T free throw 1 - 2 made (21)	<b>47-35</b>	<b>12</b>	
08:53	0 LAWRENCE T free throw 2 - 2 made (22)	<b>48-35</b>	<b>13</b>	
08:53	10 WILLIAMS J substitution out			
08:53	21 KAMATEROS T substitution out			
08:53	23 RIVERA-TORRES J substitution out			
08:53	3 LEWIS P substitution in			
08:53	12 TAYLOR E substitution in			
08:53	35 LANG C substitution in			
08:53				10 CORNISH R substitution out
08:53				22 WILLIAMS J substitution out
08:53				5 JOHNSON J substitution in
08:53				11 CHRISTENSEN C substitution in
08:43				5 JOHNSON J 3pt FG , jump shot missed
08:39	0 LAWRENCE T defensive rebound (6)			
08:27	5 MANJON E 3pt FG , jump shot made (10)	<b>51-35</b>	<b>16</b>	
08:07		<b>51-37</b>	<b>14</b>	21 MITCHELL-DAY B 2pt FG in the paint, driving layup made (12)
07:46	12 TAYLOR E 2pt FG outside the paint, jump shot made (4)	<b>53-37</b>	<b>16</b>	
07:46	3 LEWIS P assist (1)			
07:26		<b>53-40</b>	<b>13</b>	3 NESKOVIC D 3pt FG , step back jump shot made (11)
07:13	3 LEWIS P 3pt FG , jump shot made (3)	<b>56-40</b>	<b>16</b>	
07:13	5 MANJON E assist (5)			
06:48		<b>56-43</b>	<b>13</b>	3 NESKOVIC D 3pt FG , jump shot made (14)
06:48				5 JOHNSON J assist (4)
06:25	5 MANJON E 3pt FG , jump shot made (13)	<b>59-43</b>	<b>16</b>	
06:25	0 LAWRENCE T assist (2)			
06:04				33 MUNRO J 3pt FG , jump shot missed
05:59	12 TAYLOR E defensive rebound (5)			
05:45	5 MANJON E foul drawn (1)			5 JOHNSON J foul shooting (2 - 6)
05:45				Timeout media
05:45				21 MITCHELL-DAY B substitution out
05:45				22 WILLIAMS J substitution in
05:45	5 MANJON E free throw 1 - 2 made (14)	<b>60-43</b>	<b>17</b>	
05:45	5 MANJON E free throw 2 - 2 made (15)	<b>61-43</b>	<b>18</b>	
05:45	5 MANJON E substitution out			
05:45	10 WILLIAMS J substitution in			
05:37	3 LEWIS P foul personal (1 - 3)			5 JOHNSON J foul drawn (2)
05:31	10 WILLIAMS J foul personal (2 - 4)			3 NESKOVIC D foul drawn (1)
05:15		<b>61-45</b>	<b>16</b>	22 WILLIAMS J 2pt FG in the paint, turnaround jump shot made (7)
04:56	35 LANG C foul offensive (3 - 5)			22 WILLIAMS J foul drawn (2)
04:56	35 LANG C turnover offensive (2)			
04:46		<b>61-47</b>	<b>14</b>	33 MUNRO J 2pt FG from turnover in the paint, layup made (4)
04:46				5 JOHNSON J assist (5)
04:45				Timeout 30 Sec
04:45	35 LANG C substitution out			
04:45	21 KAMATEROS T substitution in			
04:24	3 LEWIS P 3pt FG , jump shot missed			



**Dartmouth at Vanderbilt**

12/30/23 Memorial Gymnasium, Nashville, Tenn.  
Vanderbilt vs. Dartmouth

**Game Time:** 4:00 PM  
**Game Duration:** 1:39  
**Attendance:** 5,773

**Officials:** Joe Lindsay, Olandis Poole, Jerry Heater

Game Time	Vandy	Score	Diff	DART
04:20				3 NESKOVIC D defensive rebound (9)
04:06				3 NESKOVIC D 2pt FG in the paint, driving layup missed
04:04	3 LEWIS P defensive rebound (1)			
03:45	0 LAWRENCE T 2pt FG in the paint, driving layup missed			
03:44	offensive rebound (32)			
03:44	Timeout media			
03:44	10 WILLIAMS J substitution out			
03:44	5 MANJON E substitution in			
03:44				33 MUNRO J substitution out
03:44				21 MITCHELL-DAY B substitution in
03:37	5 MANJON E 2pt FG second chance in the paint, driving layup made (17)	<b>63-47</b>	<b>16</b>	
03:19				3 NESKOVIC D 3pt FG , jump shot missed
03:15	5 MANJON E defensive rebound (2)			
03:07	12 TAYLOR E 3pt FG , jump shot missed			
03:04				11 CHRISTENSEN C defensive rebound (5)
02:55		<b>63-49</b>	<b>14</b>	5 JOHNSON J 2pt FG in the paint, driving layup made (8)
02:24	5 MANJON E 2pt FG outside the paint, jump shot made (19)	<b>65-49</b>	<b>16</b>	
02:00				22 WILLIAMS J 3pt FG , jump shot missed
01:57	0 LAWRENCE T defensive rebound (7)			
01:54	5 MANJON E 2pt FG fast break in the paint, driving layup made (21)	<b>67-49</b>	<b>18</b>	
01:54	0 LAWRENCE T assist (3)			
01:39				21 MITCHELL-DAY B 2pt FG outside the paint, jump shot missed
01:35				21 MITCHELL-DAY B offensive rebound (9)
01:28				21 MITCHELL-DAY B 2pt FG second chance outside the paint, jump shot missed
01:25	0 LAWRENCE T defensive rebound (8)			
01:10	21 KAMATEROS T 3pt FG , jump shot missed			
01:07				22 WILLIAMS J defensive rebound (5)
01:01		<b>67-51</b>	<b>16</b>	21 MITCHELL-DAY B 2pt FG outside the paint, turnaround jump shot made (14)
00:31	5 MANJON E 2pt FG in the paint, driving layup made (23)	<b>69-51</b>	<b>18</b>	
00:24		<b>69-53</b>	<b>16</b>	5 JOHNSON J 2pt FG in the paint, turnaround jump shot made (10)
<b>END OF GAME</b>				
<b>Vandy 69-53 DART</b>				



**Dartmouth at Vanderbilt**

12/30/23 Memorial Gymnasium, Nashville, Tenn.  
Vanderbilt vs. Dartmouth

Game Time: 4:00 PM  
Game Duration: 1:39  
Attendance: 5,773

Officials: Joe Lindsay, Olandis Poole, Jerry Heater

**Dartmouth - 30**

NO.	Name	Min	FG			Rebounds			Fouls		TP	AS	TO	ST	Blocks		+/-
			M-A	M-A	M-A	OR	DR	TOT	PF	FD					BS	BA	
3	Dusan Neskovic	F 20:00	3-6	3-5	0-0	0	3	3	0	1	9	0	0	0	0	0	-8
11	Connor Christensen	F 15:25	0-1	0-1	0-0	0	2	2	2	0	0	0	0	0	0	0	-6
21	Brandon Mitchell-Day	F 15:40	3-7	0-1	2-2	1	3	4	0	1	8	0	1	0	0	0	-8
22	Jayden Williams	F 12:27	3-6	1-4	0-0	0	2	2	2	1	7	1	0	0	0	0	2
5	Jaren Johnson	G 15:00	2-4	0-2	0-0	0	2	2	2	1	4	3	1	0	0	0	-6
20	Romeo Myrthil	04:25	0-0	0-0	0-0	0	0	0	0	0	0	0	1	0	0	0	-7
33	Jackson Munro	12:03	1-2	0-1	0-0	0	0	0	0	0	2	1	0	0	0	0	-5
10	Ryan Cornish	05:00	0-1	0-0	0-0	0	1	1	0	1	0	0	1	0	0	0	-2
Team						0	0	0			0		0				
<b>Totals</b>			12-27	4-14	2-2	1	13	14	6	5	30	5	4	0	0	0	-8

Shooting By Period		
2 <sup>nd</sup> FG%	12-27	44.4%
3PT%	4-14	28.6%
FT%	2-2	100%
GM FG%	12-27	44.4%
3PT%	4-14	28.6%
FT%	2-2	100.0%

Dead Ball Rebounds: 0, 0

Technical Fouls::NONE

**Vanderbilt - 38**

NO.	Name	Min	FG			Rebounds			Fouls		TP	AS	TO	ST	Blocks		+/-
			M-A	M-A	M-A	OR	DR	TOT	PF	FD					BS	BA	
21	Tasos Kamateros	F 15:52	1-3	1-3	0-0	1	3	4	1	0	3	0	0	0	0	0	7
35	Carter Lang	F 04:08	0-0	0-0	0-0	0	0	0	1	0	0	0	1	0	0	0	1
0	Tyrin Lawrence	G 20:00	2-7	1-2	4-4	1	6	7	0	4	9	2	0	2	0	0	8
5	Ezra Manjon	G 17:59	7-9	3-3	2-2	0	1	1	0	1	19	2	0	0	0	0	12
10	Jordan Williams	G 13:08	0-0	0-0	0-0	0	1	1	2	0	0	0	1	0	0	0	1
23	Jason Rivera-Torres	11:07	1-6	0-4	0-0	0	1	1	0	1	2	1	0	0	0	0	5
3	Paul Lewis	08:53	1-2	1-2	0-0	0	1	1	1	0	3	1	0	0	0	0	3
12	Evan Taylor	08:53	1-2	0-1	0-0	0	1	1	0	0	2	0	0	0	0	0	3
Team						1	0	1			0		0				
<b>Totals</b>			13-29	6-15	6-6	3	14	17	5	6	38	6	2	2	0	0	8

Shooting By Period		
2 <sup>nd</sup> FG%	13-29	44.8%
3PT%	6-15	40.0%
FT%	6-6	100%
GM FG%	13-29	44.8%
3PT%	6-15	40.0%
FT%	6-6	100.0%

Dead Ball Rebounds: 0, 0

Technical Fouls::NONE

	DART	Vandy
Biggest lead	0 (1 <sup>st</sup> 20:00)	18 (2 <sup>nd</sup> 5:45)
Best Scoring Run	5(2 <sup>nd</sup> 9:59)	8(2 <sup>nd</sup> 12:49)
Lead Changes	0	
Times Tied	0	
Time with Lead	00:00	19:51

	DART	Vandy
Points from		
Turnovers	2	6
Paint	14	8
Second Chance	0	5
Fast Breaks	2	5
Bench	2	7

	Period by Period Scoring		
	1st	2nd	TOT
DART	23	30	53
Vandy	31	38	69

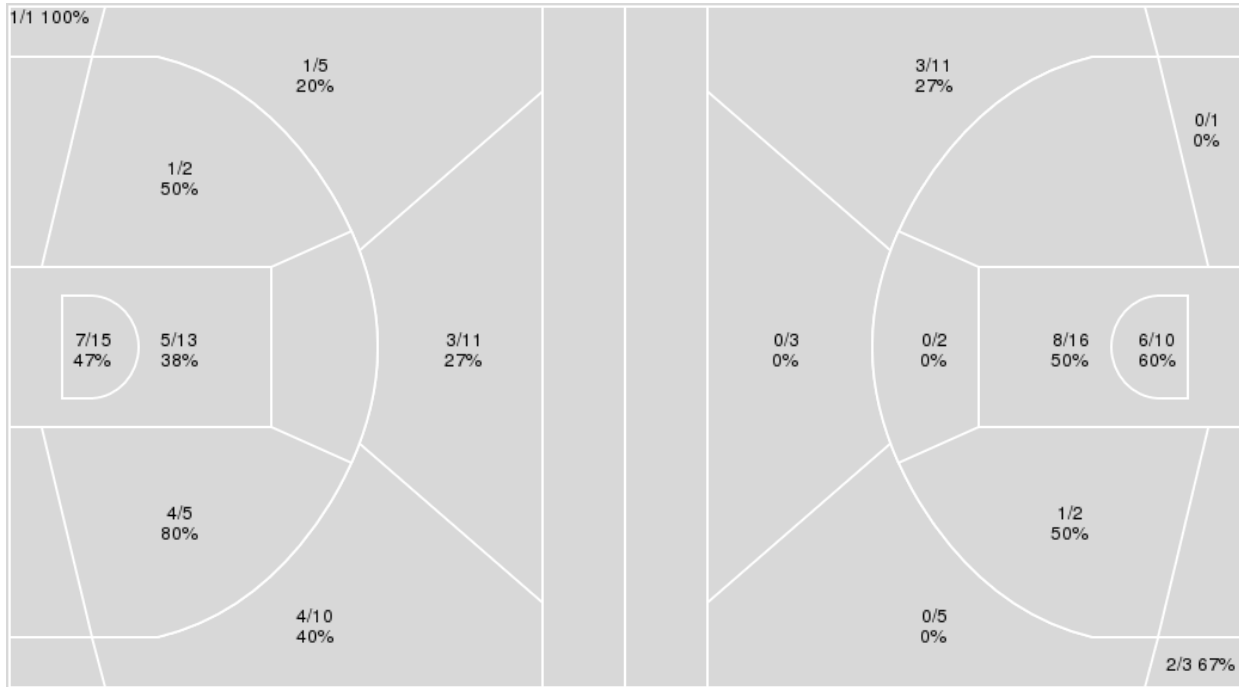


**Officials:** Joe Lindsay, Olandis Poole, Jerry Heater

{ Players => 0, 1, 2, 3, 4, 5, 10, 12, 13, 15, 21, 22, 23, 24, 25, 34, 35; } { Players => All; } FG Types => All; Results => All;  
 FG Types => All; Results => All;

**Vanderbilt**

**Dartmouth**



Vanderbilt	M/A	%
Field Goals	26/62	42
2 Points	17/35	49
3 Points	9/27	33
Free Throws	8/9	89

Dartmouth	M/A	%
Field Goals	20/53	38
2 Points	15/31	48
3 Points	5/22	23
Free Throws	8/8	100



**Dartmouth at Vanderbilt**

12/30/23 Memorial Gymnasium, Nashville, Tenn.

Vanderbilt vs. Dartmouth

Game Time: 4:00 PM

Game Duration: 1:39

Attendance: 5,773

Officials: Joe Lindsay, Olandis Poole, Jerry Heater

**Dartmouth**

No	Name	Mins		Score		Points Diff		Points per Min		Assists		Rebounds		Steals		Turnovers	
		On	Off	On	Off	On	Off	On	Off	On	Off	On	Off	On	Off	On	Off
3	Dusan Neskovic	34:01	05:59	50 - 59	3 - 10	-9	-7	1.47	0.50	8	0	29	6	2	0	11	2
5	Jaren Johnson	29:48	10:12	38 - 52	15 - 17	-14	-2	1.28	1.47	6	2	24	11	1	1	8	5
10	Ryan Cornish	11:14	28:46	16 - 22	37 - 47	-6	-10	1.42	1.29	2	6	11	24	1	1	6	7
11	Connor Christensen	30:40	09:20	39 - 49	14 - 20	-10	-6	1.27	1.50	6	2	27	8	1	1	7	6
20	Romeo Myrthil	14:20	25:40	11 - 23	42 - 46	-12	-4	0.77	1.64	1	7	16	19	1	1	7	6
21	Brandon Mitchell-Day	27:41	12:19	43 - 44	10 - 25	-1	-15	1.55	0.81	6	2	28	7	1	1	8	5
22	Jayden Williams	26:59	13:01	34 - 43	19 - 26	-9	-7	1.26	1.46	6	2	22	13	1	1	8	5
33	Jackson Munro	25:17	14:43	34 - 53	19 - 16	-19	3	1.34	1.29	5	3	18	17	2	0	10	3

**Vanderbilt**

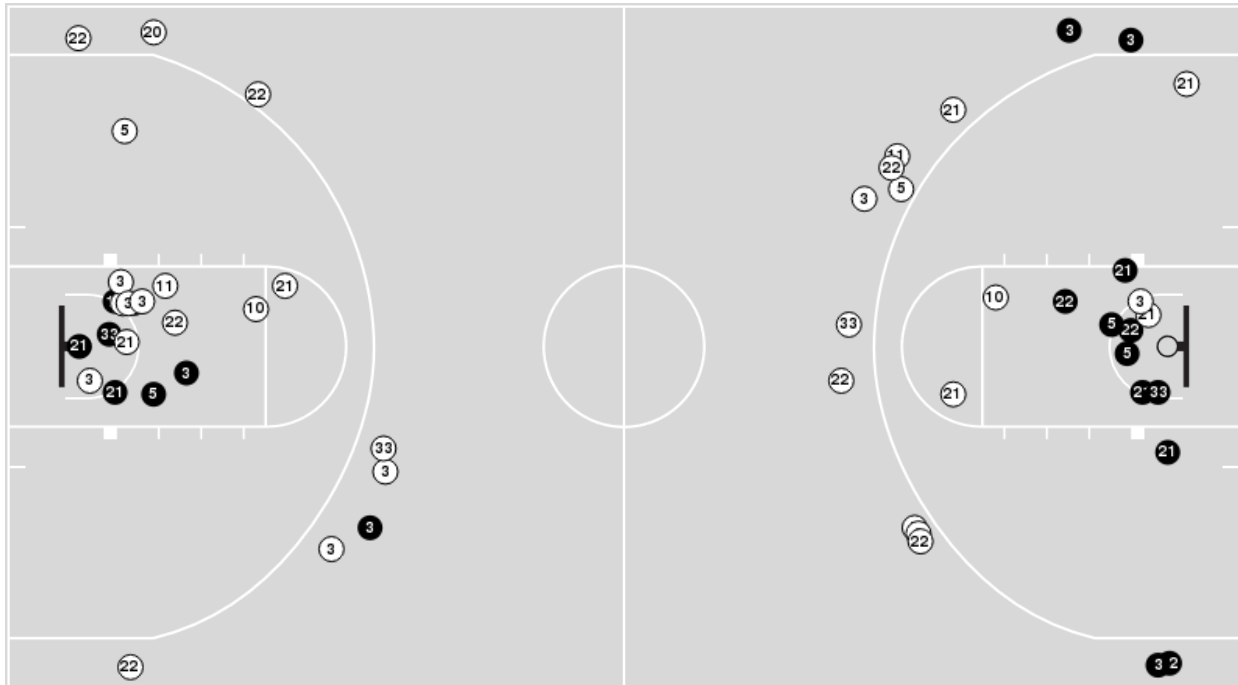
No	Name	Mins		Score		Points Diff		Points per Min		Assists		Rebounds		Steals		Turnovers	
		On	Off	On	Off	On	Off	On	Off	On	Off	On	Off	On	Off	On	Off
0	Tyrin Lawrence	34:48	05:12	67 - 47	2 - 6	20	-4	1.92	0.39	10	0	29	6	5	1	6	0
3	Paul Lewis	15:16	24:44	27 - 28	42 - 25	-1	17	1.77	1.70	5	5	13	22	1	5	3	3
5	Ezra Manjon	34:51	05:09	63 - 43	6 - 10	20	-4	1.81	1.17	9	1	32	3	5	1	3	3
10	Jordan Williams	21:24	18:36	32 - 27	37 - 26	5	11	1.50	1.99	4	6	20	15	4	2	3	3
12	Evan Taylor	21:35	18:25	37 - 32	32 - 21	5	11	1.71	1.74	6	4	18	17	2	4	4	2
13	Malik Presley	00:59	39:01	2 - 0	67 - 53	2	14	2.05	1.72	0	10	0	35	1	5	0	6
21	Tasos Kamateros	29:29	10:31	50 - 31	19 - 22	19	-3	1.70	1.81	6	4	27	8	5	1	3	3
22	Graham Calton	03:15	36:45	0 - 4	69 - 49	-4	20	0.00	1.88	0	10	5	30	0	6	0	6
23	Jason Rivera-Torres	24:51	15:09	38 - 26	31 - 27	12	4	1.53	2.05	4	6	21	14	5	1	4	2
35	Carter Lang	13:32	26:28	29 - 27	40 - 26	2	14	2.14	1.51	6	4	10	25	2	4	4	2



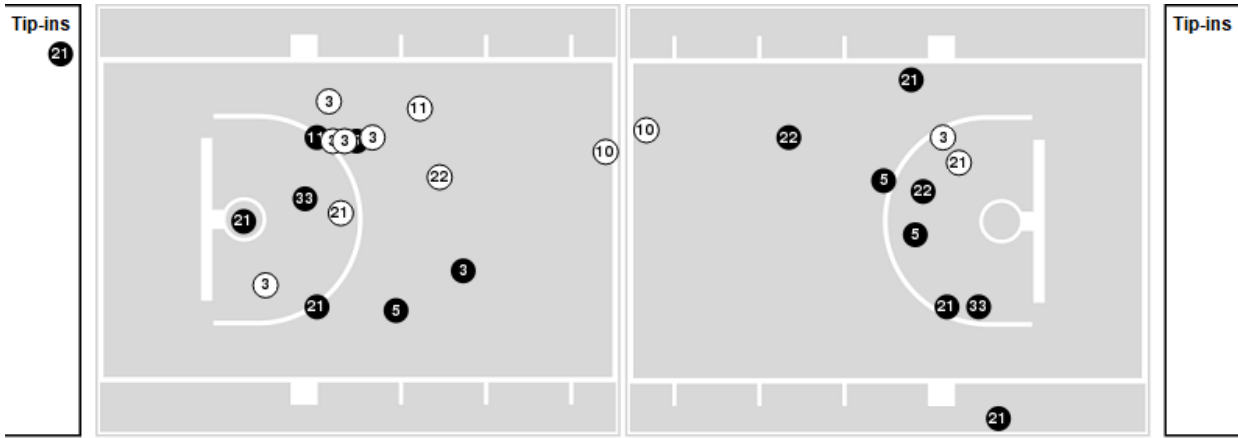
Players => AllFG Types=>AllResults=>All

**Dartmouth**

**All Field Goals**



**Blow Up Chart**



● Made ○ Missed N - Player Number

Dartmouth	M/A	%
Field Goals	20/53	38
2 Points	15/31	48
3 Points	5/22	23
Free Throws	8/8	100

Dartmouth	M/A	%
Points in the Paint	28 (14 / 26)	54
Fast Break Points	6 (3/5)	60
Second Chance Points	4 (3/4)	75
Effective FG%	42	

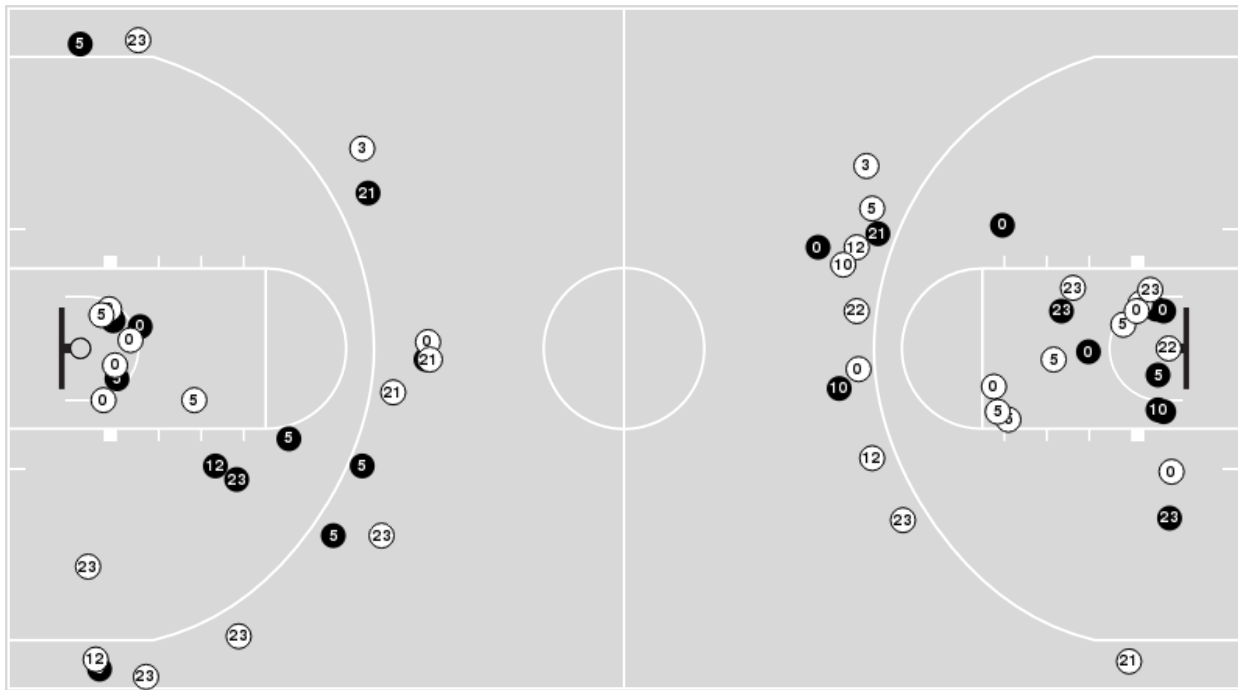


**Officials:** Joe Lindsay, Olandis Poole, Jerry Heater

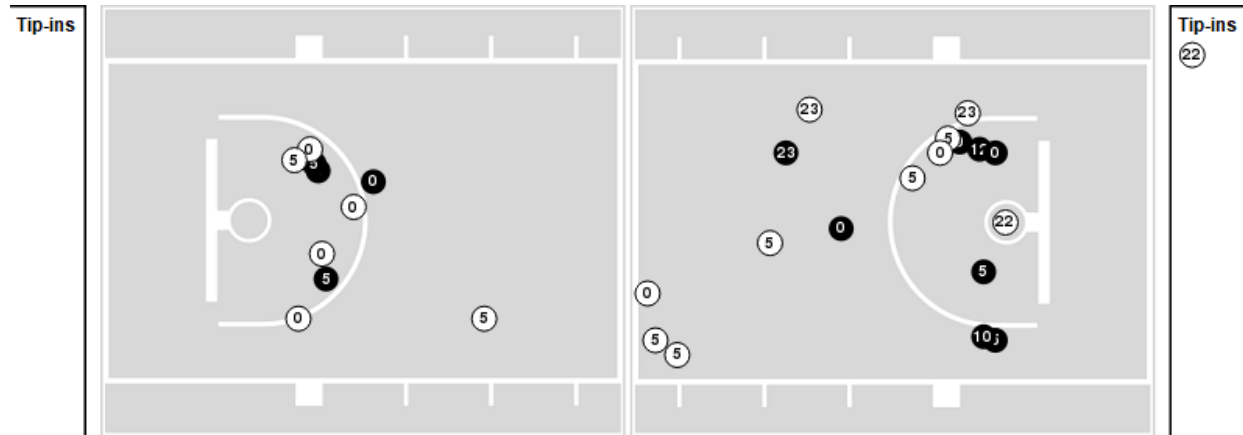
Players => 0, 1, 2, 3, 4, 5, 10, 12, 13, 15, 21, 22, 23, 24, 25, 34, 35 FG Types=>All Results=>All

**Vanderbilt**

**All Field Goals**



**Blow Up Chart**



● Made ○ Missed N - Player Number

Vanderbilt	M/A	%
Field Goals	26/62	42
2 Points	17/35	49
3 Points	9/27	33
Free Throws	8/9	89

Vanderbilt	M/A	%
Points in the Paint	24 (12 / 28)	43
Fast Break Points	7 (3/4)	75
Second Chance Points	7 (3/4)	75
Effective FG%	49	





**Dartmouth at Vanderbilt**

12/30/23 Memorial Gymnasium, Nashville, Tenn.  
Vanderbilt vs. Dartmouth

**Game Time:** 4:00 PM  
**Game Duration:** 1:39  
**Attendance:** 5,773

**Officials:** Joe Lindsay, Olandis Poole, Jerry Heater

**Dartmouth**

Lineup	Quarter On	Time On	Quarter Off	Time Off	Time on Court	Score	Score Diff	Reb	Stl	Tov	Ass	PPP
3- Neskovic D/ 5- Johnson J/ 11- Christensen C/ 21- Mitchell-Day B/ 22- Williams J/	1	20:00	1	16:40	03:20	5-3	2	5	0	1	1	0.7143
3- Neskovic D/ 5- Johnson J/ 11- Christensen C/ 22- Williams J/ 33- Munro J/	1	16:40	1	13:44	02:56	4-7	-3	1	1	0	1	0.8000
10- Cornish R/ 11- Christensen C/ 20- Myrthil R/ 21- Mitchell-Day B/ 33- Munro J/	1	13:44	1	11:26	02:18	2-1	1	4	0	1	0	0.6667
3- Neskovic D/ 10- Cornish R/ 20- Myrthil R/ 21- Mitchell-Day B/ 33- Munro J/	1	11:26	1	09:56	01:30	5-2	3	3	1	1	0	1.5060
3- Neskovic D/ 5- Johnson J/ 21- Mitchell-Day B/ 22- Williams J/ 33- Munro J/	1	09:56	1	08:29	01:27	1-4	-3	0	0	1	0	0.4098
3- Neskovic D/ 5- Johnson J/ 11- Christensen C/ 21- Mitchell-Day B/ 22- Williams J/	1	08:29	1	06:27	02:02	4-0	4	3	0	1	1	1.0000
5- Johnson J/ 11- Christensen C/ 20- Myrthil R/ 21- Mitchell-Day B/ 22- Williams J/	1	06:27	1	05:03	01:24	0-0	0	2	0	0	0	0.0000
10- Cornish R/ 11- Christensen C/ 20- Myrthil R/ 22- Williams J/ 33- Munro J/	1	05:03	1	03:48	01:15	0-4	-4	0	0	0	0	0.0000
3- Neskovic D/ 10- Cornish R/ 20- Myrthil R/ 22- Williams J/ 33- Munro J/	1	03:48	1	03:39	00:09	0-0	0	0	0	1	0	0.0000
3- Neskovic D/ 5- Johnson J/ 20- Myrthil R/ 22- Williams J/ 33- Munro J/	1	03:39	1	02:00	01:39	0-4	-4	1	0	1	0	0.0000
3- Neskovic D/ 5- Johnson J/ 11- Christensen C/ 20- Myrthil R/ 33- Munro J/	1	02:00	1	01:02	00:58	1-1	0	2	0	1	0	0.4098
5- Johnson J/ 10- Cornish R/ 11- Christensen C/ 20- Myrthil R/ 33- Munro J/	1	01:02	1	00:20	00:41	1-2	-1	0	0	0	0	2.2727
5- Johnson J/ 10- Cornish R/ 11- Christensen C/ 22- Williams J/ 33- Munro J/	1	00:20	2	20:00	00:20	0-3	-3	0	0	1	0	0.0000
3- Neskovic D/ 5- Johnson J/ 11- Christensen C/ 21- Mitchell-Day B/ 22- Williams J/	2	20:00	2	17:12	02:48	2-4	-2	2	0	1	0	0.5155
3- Neskovic D/ 5- Johnson J/ 11- Christensen C/ 20- Myrthil R/ 21- Mitchell-Day B/	2	17:12	2	15:47	01:25	2-1	1	2	0	0	1	0.6667
3- Neskovic D/ 5- Johnson J/ 11- Christensen C/ 20- Myrthil R/ 33- Munro J/	2	15:47	2	13:53	01:54	0-2	-2	2	0	1	0	0.0000
3- Neskovic D/ 10- Cornish R/ 11- Christensen C/ 20- Myrthil R/ 33- Munro J/	2	13:53	2	13:28	00:25	0-0	0	0	0	0	0	0.0000
3- Neskovic D/ 10- Cornish R/ 20- Myrthil R/ 21- Mitchell-Day B/ 33- Munro J/	2	13:28	2	12:47	00:41	0-6	-6	0	0	1	0	0.0000
3- Neskovic D/ 10- Cornish R/ 21- Mitchell-Day B/ 22- Williams J/ 33- Munro J/	2	12:47	2	08:53	03:54	8-4	4	4	0	1	2	1.3333
3- Neskovic D/ 5- Johnson J/ 11- Christensen C/ 21- Mitchell-Day B/ 33- Munro J/	2	08:53	2	05:45	03:08	8-11	-3	0	0	0	1	1.6000
3- Neskovic D/ 5- Johnson J/ 11- Christensen C/ 22- Williams J/ 33- Munro J/	2	05:45	2	03:44	02:01	4-2	2	1	0	0	1	1.3333
3- Neskovic D/ 5- Johnson J/ 11- Christensen C/ 21- Mitchell-Day B/ 22- Williams J/	2	03:44	2	00:00	03:44	6-8	-2	3	0	0	0	1.0000



**Dartmouth at Vanderbilt**

12/30/23 Memorial Gymnasium, Nashville, Tenn.  
Vanderbilt vs. Dartmouth

**Game Time:** 4:00 PM  
**Game Duration:** 1:39  
**Attendance:** 5,773

**Officials:** Joe Lindsay, Olandis Poole, Jerry Heater

**Vanderbilt**

Lineup	Quarter On	Time On	Quarter Off	Time Off	Time on Court	Score	Score Diff	Reb	Stl	Tov	Ass	PPP
0- Lawrence T/ 5- Manjon E/ 10- Williams J/ 21- Kamateros T/ 35- Lang C/	1	20:00	1	13:44	06:16	10-9	1	7	1	1	2	0.9091
0- Lawrence T/ 5- Manjon E/ 12- Taylor E/ 21- Kamateros T/ 23- Rivera-Torres J/	1	13:44	1	11:26	02:18	1-2	-1	1	1	0	0	0.2577
0- Lawrence T/ 3- Lewis P/ 12- Taylor E/ 23- Rivera-Torres J/ 35- Lang C/	1	11:26	1	08:18	03:08	6-6	0	1	1	2	1	1.0000
3- Lewis P/ 5- Manjon E/ 12- Taylor E/ 23- Rivera-Torres J/ 35- Lang C/	1	08:18	1	08:18	00:00	0-0	0	0	0	0	0	0.0000
3- Lewis P/ 5- Manjon E/ 12- Taylor E/ 22- Calton G/ 23- Rivera-Torres J/	1	08:18	1	05:03	03:15	0-4	-4	5	0	0	0	0.0000
0- Lawrence T/ 5- Manjon E/ 12- Taylor E/ 21- Kamateros T/ 23- Rivera-Torres J/	1	05:03	1	02:00	03:03	9-0	9	3	0	1	1	1.3975
5- Manjon E/ 10- Williams J/ 12- Taylor E/ 21- Kamateros T/ 23- Rivera-Torres J/	1	02:00	1	01:02	00:58	0-2	-2	1	0	0	0	0.0000
5- Manjon E/ 10- Williams J/ 13- Presley M/ 21- Kamateros T/ 23- Rivera-Torres J/	1	01:02	1	00:03	00:58	2-0	2	0	1	0	0	2.0000
0- Lawrence T/ 5- Manjon E/ 10- Williams J/ 21- Kamateros T/ 23- Rivera-Torres J/	1	00:03	2	08:53	11:10	20-12	8	10	2	1	2	1.0661
0- Lawrence T/ 3- Lewis P/ 5- Manjon E/ 12- Taylor E/ 35- Lang C/	2	08:53	2	05:45	03:08	13-8	5	2	0	0	3	2.6639
0- Lawrence T/ 3- Lewis P/ 10- Williams J/ 12- Taylor E/ 35- Lang C/	2	05:45	2	04:45	01:00	0-4	-4	0	0	1	0	0.0000
0- Lawrence T/ 3- Lewis P/ 10- Williams J/ 12- Taylor E/ 21- Kamateros T/	2	04:45	2	03:44	01:01	0-0	0	2	0	0	0	0.0000
0- Lawrence T/ 3- Lewis P/ 5- Manjon E/ 12- Taylor E/ 21- Kamateros T/	2	03:44	2	00:00	03:44	8-6	2	3	0	0	1	1.3333



**Dartmouth at Vanderbilt**

12/30/23 Memorial Gymnasium, Nashville, Tenn.  
Vanderbilt vs. Dartmouth

**Game Time:** 4:00 PM  
**Game Duration:** 1:39  
**Attendance:** 5,773

**Officials:** Joe Lindsay, Olandis Poole, Jerry Heater

**Dartmouth**

Lineup	Time	Score	Score Diff	Pts/Min	Reb	Stl	Tov	Ass	PPP
3- Neskovic D/ 5- Johnson J/ 11- Christensen C/ 21- Mitchell-Day B/ 22- Williams J/	11:54	17-15	2	1.4286	13	0	3	2	0.8142
3- Neskovic D/ 5- Johnson J/ 11- Christensen C/ 22- Williams J/ 33- Munro J/	04:57	8-9	-1	1.6162	2	1	0	2	1.0000
3- Neskovic D/ 10- Cornish R/ 21- Mitchell-Day B/ 22- Williams J/ 33- Munro J/	03:54	8-4	4	2.0513	4	0	1	2	1.3333
3- Neskovic D/ 5- Johnson J/ 11- Christensen C/ 21- Mitchell-Day B/ 33- Munro J/	03:08	8-11	-3	2.5532	0	0	0	1	1.6000
3- Neskovic D/ 5- Johnson J/ 11- Christensen C/ 20- Myrthil R/ 33- Munro J/	02:52	1-3	-2	0.3488	4	0	2	0	0.1838
10- Cornish R/ 11- Christensen C/ 20- Myrthil R/ 21- Mitchell-Day B/ 33- Munro J/	02:18	2-1	1	0.8696	4	0	1	0	0.6667
3- Neskovic D/ 10- Cornish R/ 20- Myrthil R/ 21- Mitchell-Day B/ 33- Munro J/	02:11	5-8	-3	2.2901	3	1	2	0	1.1574
3- Neskovic D/ 5- Johnson J/ 20- Myrthil R/ 22- Williams J/ 33- Munro J/	01:39	0-4	-4	0.0000	1	0	1	0	0.0000
3- Neskovic D/ 5- Johnson J/ 21- Mitchell-Day B/ 22- Williams J/ 33- Munro J/	01:27	1-4	-3	0.6897	0	0	1	0	0.4098
3- Neskovic D/ 5- Johnson J/ 11- Christensen C/ 20- Myrthil R/ 21- Mitchell-Day B/	01:25	2-1	1	1.4118	2	0	0	1	0.6667
5- Johnson J/ 11- Christensen C/ 20- Myrthil R/ 21- Mitchell-Day B/ 22- Williams J/	01:24	0-0	0	0.0000	2	0	0	0	0.0000
10- Cornish R/ 11- Christensen C/ 20- Myrthil R/ 22- Williams J/ 33- Munro J/	01:15	0-4	-4	0.0000	0	0	0	0	0.0000
5- Johnson J/ 10- Cornish R/ 11- Christensen C/ 20- Myrthil R/ 33- Munro J/	00:41	1-2	-1	1.4423	0	0	0	0	2.2727
3- Neskovic D/ 10- Cornish R/ 11- Christensen C/ 20- Myrthil R/ 33- Munro J/	00:25	0-0	0	0.0000	0	0	0	0	0.0000
5- Johnson J/ 10- Cornish R/ 11- Christensen C/ 22- Williams J/ 33- Munro J/	00:20	0-3	-3	0.0000	0	0	1	0	0.0000
3- Neskovic D/ 10- Cornish R/ 20- Myrthil R/ 22- Williams J/ 33- Munro J/	00:09	0-0	0	0.0000	0	0	1	0	0.0000



Official Basketball Line Up Analysis - Final  
**Dartmouth at Vanderbilt**  
 12/30/23 Memorial Gymnasium, Nashville, Tenn.  
 Vanderbilt vs. Dartmouth

**Game Time:** 4:00 PM  
**Game Duration:** 1:39  
**Attendance:** 5,773

**Officials:** Joe Lindsay, Olandis Poole, Jerry Heater

**Vanderbilt**

Lineup	Time	Score	Score Diff	Pts/Min	Reb	Stl	Tov	Ass	PPP
0- Lawrence T/ 5- Manjon E/ 10- Williams J/ 21- Kamateros T/ 23- Rivera-Torres J/	11:10	20-12	8	1.7900	10	2	1	2	1.0661
0- Lawrence T/ 5- Manjon E/ 10- Williams J/ 21- Kamateros T/ 35- Lang C/	06:16	10-9	1	1.5957	7	1	1	2	0.9091
0- Lawrence T/ 5- Manjon E/ 12- Taylor E/ 21- Kamateros T/ 23- Rivera-Torres J/	05:21	10-2	8	1.8692	4	1	1	1	0.9690
0- Lawrence T/ 3- Lewis P/ 5- Manjon E/ 12- Taylor E/ 21- Kamateros T/	03:44	8-6	2	2.1429	3	0	0	1	1.3333
3- Lewis P/ 5- Manjon E/ 12- Taylor E/ 22- Calton G/ 23- Rivera-Torres J/	03:15	0-4	-4	0.0000	5	0	0	0	0.0000
0- Lawrence T/ 3- Lewis P/ 12- Taylor E/ 23- Rivera-Torres J/ 35- Lang C/	03:08	6-6	0	1.9149	1	1	2	1	1.0000
0- Lawrence T/ 3- Lewis P/ 5- Manjon E/ 12- Taylor E/ 35- Lang C/	03:08	13-8	5	4.1489	2	0	0	3	2.6639
0- Lawrence T/ 3- Lewis P/ 10- Williams J/ 12- Taylor E/ 21- Kamateros T/	01:01	0-0	0	0.0000	2	0	0	0	0.0000
0- Lawrence T/ 3- Lewis P/ 10- Williams J/ 12- Taylor E/ 35- Lang C/	01:00	0-4	-4	0.0000	0	0	1	0	0.0000
5- Manjon E/ 10- Williams J/ 13- Presley M/ 21- Kamateros T/ 23- Rivera-Torres J/	00:58	2-0	2	2.0478	0	1	0	0	2.0000
5- Manjon E/ 10- Williams J/ 12- Taylor E/ 21- Kamateros T/ 23- Rivera-Torres J/	00:58	0-2	-2	0.0000	1	0	0	0	0.0000
3- Lewis P/ 5- Manjon E/ 12- Taylor E/ 23- Rivera-Torres J/ 35- Lang C/	00:00	0-0	0	NaN	0	0	0	0	0.0000