



Officials: Chuck Jones, Garrick Shannon, Ted Valentine

San Francisco - 73

Record: 6-3

NO.	Name	F	Min	FG			3P			FT			Rebounds			Fouls		TP	AS	TO	ST	Blocks		+/-
				M-A	M-A	M-A	OR	DR	TOT	PF	FD	BS	BA											
10	Jonathan Mogbo	F	35:26	2-4	0-0	0-0	1	13	14	2	0	4	9	1	0	1	1	12						
21	Ndewedo Newbury	F	28:53	6-7	3-4	2-2	2	1	3	3	1	17	1	0	1	1	0	16						
5	Mike Sharavjamts	G	27:33	3-8	2-5	0-0	1	1	2	4	1	8	2	5	0	0	16							
7	Stefan Todorovic	G	15:00	1-5	0-2	4-4	0	2	2	0	2	6	1	0	1	0	11							
55	Marcus Williams	G	36:29	7-13	4-8	0-0	2	5	7	1	2	18	4	3	1	0	16							
11	Josh Kunen		14:44	3-6	3-5	0-0	1	1	2	0	0	9	0	1	1	1	-4							
12	Justin Bieker		12:04	0-1	0-1	1-2	1	2	3	0	1	1	1	2	0	0	-1							
3	Isaiah Hawthorne		08:52	0-0	0-0	0-0	0	0	0	2	1	0	0	0	0	0	0							
1	Malik Thomas		20:59	4-7	1-4	1-1	0	3	3	0	2	10	0	2	0	0	-1							
Team							1	2	3			0			1									
<b>Totals</b>				26-51	13-29	8-9	9	30	39	12	10	73	18	15	4	3	2	13						

Shooting By Period		
1 <sup>st</sup> FG%	15-25	60.0%
3PT%	8-14	57.1%
FT%	5-5	100%
2 <sup>nd</sup> FG%	11-26	42.3%
3PT%	5-15	33.3%
FT%	3-4	75%
GM FG%	26-51	51.0%
3PT%	13-29	44.8%
FT%	8-9	88.9%

Dead Ball Rebounds: 1, 0

Technical Fouls: Hawthorne 1<sup>st</sup> 11:39

Vanderbilt - 60

Record: 4-5

NO.	Name	F	Min	FG			3P			FT			Rebounds			Fouls		TP	AS	TO	ST	Blocks		+/-
				M-A	M-A	M-A	OR	DR	TOT	PF	FD	BS	BA											
2	Ven-Allen Lubin	F	31:46	6-12	1-3	2-2	1	1	2	0	4	15	0	0	0	2	1	-8						
35	Carter Lang	F	07:22	0-0	0-0	0-2	0	1	1	0	1	0	0	0	1	0	-12							
0	Tyrin Lawrence	G	22:56	2-4	0-1	1-2	0	3	3	0	1	5	3	2	2	0	-16							
5	Ezra Manjon	G	31:46	5-14	0-2	0-0	0	1	1	1	1	10	2	2	1	0	-8							
12	Evan Taylor	G	26:22	2-5	1-3	0-2	0	4	4	2	1	5	0	0	1	0	-5							
23	Jason Rivera-Torres		17:04	3-7	2-2	0-0	0	2	2	1	2	8	0	1	1	0	3							
21	Tasos Kamateros		17:12	3-6	3-6	0-0	0	1	1	3	0	9	0	0	1	0	5							
1	Colin Smith		27:03	3-7	2-5	0-1	0	2	2	2	1	8	0	1	2	0	-16							
10	Jordan Williams		04:33	0-0	0-0	0-0	0	1	1	1	0	0	1	0	0	0	-4							
13	Malik Presley		04:33	0-0	0-0	0-0	0	0	0	0	0	0	1	1	0	0	-4							
3	Paul Lewis		05:42	0-1	0-1	0-0	0	0	0	0	0	0	2	1	0	0	1							
4	Isaiah West		03:41	0-0	0-0	0-0	0	0	0	0	0	0	0	0	0	0	-1							
Team							4	0	4			0		0										
<b>Totals</b>				24-56	9-23	3-9	5	16	21	10	11	60	9	8	9	2	3	-13						

Shooting By Period		
1 <sup>st</sup> FG%	11-26	42.3%
3PT%	6-13	46.2%
FT%	1-6	16.7%
2 <sup>nd</sup> FG%	13-30	43.3%
3PT%	3-10	30.0%
FT%	2-3	66.7%
GM FG%	24-56	42.9%
3PT%	9-23	39.1%
FT%	3-9	33.3%

Dead Ball Rebounds: 3, 0

Technical Fouls: NONE

	USF	Vandy
Biggest lead	18 (1 <sup>st</sup> 1:51)	0 (1 <sup>st</sup> 20:00)
Best Scoring Run	10 (1 <sup>st</sup> 2:17)	8 (2 <sup>nd</sup> 15:02)
Lead Changes	0	
Times Tied	0	
Time with Lead	38:10	00:00

	USF	Vandy
Points from		
Turnovers	18	16
Paint	26	28
Second Chance	9	6
Fast Breaks	14	2
Bench	20	25

	Period by Period Scoring		
	1st	2nd	TOT
USF	43	30	73
Vandy	29	31	60



**Period 1**

**Quarter Starters:**

<b>Vandy</b>	0 Lawrence T	2 Lubin V	5 Manjon E	12 Taylor E	35 Lang C
<b>USF</b>	5 Sharavjams M	7 Todorovic S	10 Mogbo J	21 Newbury N	55 Williams M

Game Time	Vandy	Score	Diff	USF
20:00	35 LANG C jumpball lost			10 MOGBO J jumpball won
19:42				21 NEWBURY N 3pt FG , jump shot missed
19:37	0 LAWRENCE T defensive rebound (1)			
19:12	0 LAWRENCE T 3pt FG , jump shot missed			
19:10				55 WILLIAMS M defensive rebound (1)
18:53				5 SHARAVJAMTS M 2pt FG in the paint, jump shot missed
18:51	0 LAWRENCE T defensive rebound (2)			
18:33	2 LUBIN V 3pt FG , jump shot missed			
18:30				defensive rebound (2)
18:19	0 LAWRENCE T steal (1)			5 SHARAVJAMTS M turnover lost ball (1)
18:16	0 LAWRENCE T 2pt FG from turnover in the paint, layup missed			
18:13				10 MOGBO J defensive rebound (1)
18:10		<b>0-3</b>	<b>-3</b>	55 WILLIAMS M 3pt FG fast break, jump shot made (3)
18:10				5 SHARAVJAMTS M assist (1)
17:43	5 MANJON E turnover bad pass (1)			55 WILLIAMS M steal (1)
17:32				7 TODOROVIC S 3pt FG from turnover, jump shot missed
17:30				21 NEWBURY N offensive rebound (1)
17:24		<b>0-6</b>	<b>-6</b>	5 SHARAVJAMTS M 3pt FG from turnover second chance, jump shot made (3)
17:24				10 MOGBO J assist (1)
16:58	5 MANJON E foul drawn (1)			55 WILLIAMS M foul personal (1 - 1)
16:58	0 LAWRENCE T substitution out			
16:58	23 RIVERA-TORRES J substitution in			
16:40	12 TAYLOR E 2pt FG outside the paint, jump shot missed			
16:38				10 MOGBO J defensive rebound (2)
16:33	jump ball situation			
16:33	35 LANG C steal (1)			5 SHARAVJAMTS M turnover lost ball (2)
16:24	2 LUBIN V 2pt FG from turnover in the paint, jump shot made (2)	<b>2-6</b>	<b>-4</b>	
16:07		<b>2-8</b>	<b>-6</b>	55 WILLIAMS M 2pt FG in the paint, layup made (5)
16:07				10 MOGBO J assist (2)
15:55	12 TAYLOR E 3pt FG , jump shot missed			
15:53				10 MOGBO J defensive rebound (3)
15:49		<b>2-10</b>	<b>-8</b>	21 NEWBURY N 2pt FG fast break in the paint, driving layup made (2)
15:49				10 MOGBO J assist (3)
15:21	35 LANG C foul drawn (1)			5 SHARAVJAMTS M foul shooting (1 - 2)
15:21	Timeout media			
15:21				5 SHARAVJAMTS M substitution out
15:21				10 MOGBO J substitution out
15:21				11 KUNEN J substitution in
15:21				12 BIEKER J substitution in
15:21	35 LANG C free throw 1 - 2 missed			
15:21	offensive dead ball rebound (1)			
15:21	35 LANG C free throw 2 - 2 missed			



Official Basketball Play by Play - First Half  
**San Francisco at Vanderbilt**  
 12/06/23 Memorial Gymnasium, Nashville, Tenn.  
 Vanderbilt vs. San Francisco

**Game Time:** 7:00 PM  
**Game Duration:** 1:56  
**Attendance:** 5,210

**Officials:** Chuck Jones, Garrick Shannon, Ted Valentine

Game Time	Vandy	Score	Diff	USF
15:19				7 TODOROVIC S defensive rebound (1)
15:02				11 KUNEN J 3pt FG , jump shot missed
15:00	5 MANJON E defensive rebound (1)			
14:41	23 RIVERA-TORRES J 2pt FG outside the paint, jump shot missed			
14:39				defensive rebound (8)
14:39	35 LANG C substitution out			
14:39	21 KAMATEROS T substitution in			
14:24				12 BIEKER J turnover travel (1)
14:24				7 TODOROVIC S substitution out
14:24				21 NEWBURY N substitution out
14:24				55 WILLIAMS M substitution out
14:24				3 HAWTHORNE I substitution in
14:24				5 SHARAVJAMTS M substitution in
14:24				10 MOGBO J substitution in
14:13	23 RIVERA-TORRES J 3pt FG from turnover, jump shot made (3)	<b>5-10</b>	<b>-5</b>	
14:13	5 MANJON E assist (1)			
14:00	12 TAYLOR E steal (1)			11 KUNEN J turnover bad pass (1)
13:46	23 RIVERA-TORRES J 2pt FG from turnover in the paint, driving layup made (5)	<b>7-10</b>	<b>-3</b>	
13:35				12 BIEKER J 3pt FG , jump shot missed
13:32	12 TAYLOR E defensive rebound (1)			
13:05	2 LUBIN V 2pt FG in the paint, jump shot made (4)	<b>9-10</b>	<b>-1</b>	
12:35	5 MANJON E steal (1)			12 BIEKER J turnover bad pass (2)
12:30	5 MANJON E 2pt FG from turnover in the paint, jump shot blocked			
12:30				11 KUNEN J block (1)
12:23				12 BIEKER J defensive rebound (1)
12:23		<b>9-12</b>	<b>-3</b>	10 MOGBO J 2pt FG fast break in the paint, dunk, made (2)
12:23				12 BIEKER J assist (1)
12:00	23 RIVERA-TORRES J 2pt FG in the paint, jump shot missed			
11:57				10 MOGBO J defensive rebound (4)
11:39	12 TAYLOR E foul personal (1 - 1)			3 HAWTHORNE I foul drawn (1)
11:39				3 HAWTHORNE I foul contact dead ball technical (1 - 3)
11:39	12 TAYLOR E free throw 1 - 2 missed			
11:39	offensive dead ball rebound (2)			
11:39	12 TAYLOR E free throw 2 - 2 missed			
11:39	offensive rebound (5)			
11:39	Timeout media			
11:39	2 LUBIN V substitution out			
11:39	5 MANJON E substitution out			
11:39	12 TAYLOR E substitution out			
11:39	1 SMITH C substitution in			
11:39	10 WILLIAMS J substitution in			
11:39	13 PRESLEY M substitution in			
11:39				11 KUNEN J substitution out
11:39				12 BIEKER J substitution out
11:39				1 THOMAS M substitution in
11:39				55 WILLIAMS M substitution in



**Officials:** Chuck Jones, Garrick Shannon, Ted Valentine

Game Time	Vandy	Score	Diff	USF
11:31	1 SMITH C foul offensive (1 - 2)			55 WILLIAMS M foul drawn (1)
11:31	1 SMITH C turnover offensive (1)			
11:16		<b>9-14</b>	<b>-5</b>	1 THOMAS M 2pt FG from turnover in the paint, layup made (2)
11:16				10 MOGBO J assist (4)
10:51				3 HAWTHORNE I substitution out
10:51				21 NEWBURY N substitution in
10:39	1 SMITH C 2pt FG outside the paint, jump shot missed			
10:37				10 MOGBO J defensive rebound (5)
10:22	21 KAMATEROS T steal (1)			1 THOMAS M turnover lost ball (1)
10:13	21 KAMATEROS T 3pt FG from turnover, jump shot made (3)	<b>12-14</b>	<b>-2</b>	
10:13	13 PRESLEY M assist (1)			
09:48		<b>12-17</b>	<b>-5</b>	55 WILLIAMS M 3pt FG , jump shot made (8)
09:48				21 NEWBURY N assist (1)
09:30	13 PRESLEY M turnover out of bounds (1)			
09:19	10 WILLIAMS J foul personal (1 - 3)			1 THOMAS M foul drawn (1)
09:06		<b>12-20</b>	<b>-8</b>	55 WILLIAMS M 3pt FG from turnover, jump shot made (11)
09:06				10 MOGBO J assist (5)
08:34	21 KAMATEROS T 3pt FG , jump shot made (6)	<b>15-20</b>	<b>-5</b>	
08:34	10 WILLIAMS J assist (1)			
08:19	23 RIVERA-TORRES J steal (1)			5 SHARAVJAMTS M turnover lost ball (3)
07:54	1 SMITH C 3pt FG from turnover, jump shot missed			
07:52				10 MOGBO J defensive rebound (6)
07:34				5 SHARAVJAMTS M 3pt FG , jump shot missed
07:32	10 WILLIAMS J defensive rebound (1)			
07:13	21 KAMATEROS T 3pt FG , jump shot missed			
07:11				5 SHARAVJAMTS M defensive rebound (1)
07:06		<b>15-22</b>	<b>-7</b>	1 THOMAS M 2pt FG fast break in the paint, driving layup made (4)
07:06	21 KAMATEROS T foul shooting (1 - 4)			1 THOMAS M foul drawn (2)
07:06	Timeout media			
07:06	10 WILLIAMS J substitution out			
07:06	13 PRESLEY M substitution out			
07:06	23 RIVERA-TORRES J substitution out			
07:06	0 LAWRENCE T substitution in			
07:06	2 LUBIN V substitution in			
07:06	5 MANJON E substitution in			
07:06				5 SHARAVJAMTS M substitution out
07:06				10 MOGBO J substitution out
07:06				7 TODOROVIC S substitution in
07:06				11 KUNEN J substitution in
07:06		<b>15-23</b>	<b>-8</b>	1 THOMAS M free throw fast break 1 - 1 made (5)
06:42	2 LUBIN V 3pt FG , jump shot missed			
06:40				1 THOMAS M defensive rebound (1)
06:25		<b>15-26</b>	<b>-11</b>	21 NEWBURY N 3pt FG , jump shot made (5)
06:25				55 WILLIAMS M assist (1)
05:55	1 SMITH C 3pt FG , jump shot made (3)	<b>18-26</b>	<b>-8</b>	
05:55	0 LAWRENCE T assist (1)			
05:44				55 WILLIAMS M turnover travel (1)
05:44	21 KAMATEROS T substitution out			



Game Time	Vandy	Score	Diff	USF
05:44	35 LANG C substitution in			
05:44				21 NEWBURY N substitution out
05:44				10 MOGBO J substitution in
05:18	5 MANJON E 2pt FG from turnover outside the paint, jump shot made (2)	<b>20-26</b>	<b>-6</b>	
05:01				11 KUNEN J 3pt FG , jump shot missed
04:59	35 LANG C defensive rebound (1)			
04:53	5 MANJON E 2pt FG in the paint, layup missed			
04:50				11 KUNEN J defensive rebound (1)
04:46	jump ball situation			
04:46				1 THOMAS M substitution out
04:46				5 SHARAVJAMTS M substitution in
04:30				7 TODOROVIC S 2pt FG outside the paint, jump shot missed
04:27				5 SHARAVJAMTS M offensive rebound (2)
04:25		<b>20-29</b>	<b>-9</b>	11 KUNEN J 3pt FG second chance, jump shot made (3)
04:25				5 SHARAVJAMTS M assist (2)
04:10	5 MANJON E foul offensive (1 - 5)			5 SHARAVJAMTS M foul drawn (1)
04:10	5 MANJON E turnover offensive (2)			
04:10				11 KUNEN J substitution out
04:10				21 NEWBURY N substitution in
03:52		<b>20-32</b>	<b>-12</b>	55 WILLIAMS M 3pt FG from turnover, jump shot made (14)
03:52				10 MOGBO J assist (6)
03:43	0 LAWRENCE T turnover lost ball (1)			
03:43	Timeout media			
03:43	35 LANG C substitution out			
03:43	12 TAYLOR E substitution in			
03:17				7 TODOROVIC S 2pt FG from turnover outside the paint, jump shot missed
03:13				21 NEWBURY N offensive rebound (2)
03:10				10 MOGBO J 2pt FG from turnover second chance in the paint, jump shot blocked
03:10	2 LUBIN V block (1)			
03:05				10 MOGBO J offensive rebound (7)
03:04		<b>20-34</b>	<b>-14</b>	7 TODOROVIC S 2pt FG from turnover second chance in the paint, layup made (2)
03:04				10 MOGBO J assist (7)
02:48	2 LUBIN V foul drawn (1)			10 MOGBO J foul personal (1 - 4)
02:42	5 MANJON E 2pt FG outside the paint, jump shot missed			
02:39	offensive rebound (8)			
02:32	1 SMITH C 3pt FG second chance, jump shot missed			
02:30				7 TODOROVIC S defensive rebound (2)
02:17	1 SMITH C foul shooting (2 - 6)			7 TODOROVIC S foul drawn (1)
02:17		<b>20-35</b>	<b>-15</b>	7 TODOROVIC S free throw 1 - 2 made (3)
02:17		<b>20-36</b>	<b>-16</b>	7 TODOROVIC S free throw 2 - 2 made (4)
02:17				21 NEWBURY N substitution out
02:17				1 THOMAS M substitution in
02:08	0 LAWRENCE T foul drawn (1)			5 SHARAVJAMTS M foul shooting (2 - 5)
02:08	0 LAWRENCE T free throw 1 - 2 missed			
02:08	offensive dead ball rebound (3)			
02:08				5 SHARAVJAMTS M substitution out



Official Basketball Play by Play - First Half

### San Francisco at Vanderbilt

12/06/23 Memorial Gymnasium, Nashville, Tenn.

Vanderbilt vs. San Francisco

Game Time: 7:00 PM

Game Duration: 1:56

Attendance: 5,210

Officials: Chuck Jones, Garrick Shannon, Ted Valentine

Game Time	Vandy	Score	Diff	USF
02:08				21 NEWBURY N substitution in
02:08	0 LAWRENCE T free throw 2 - 2 made (1)	21-36	-15	
01:51		21-39	-18	1 THOMAS M 3pt FG , jump shot made (8)
01:51				10 MOGBO J assist (8)
01:29	2 LUBIN V 2pt FG in the paint, layup made (6)	23-39	-16	
01:01		23-41	-18	21 NEWBURY N 2pt FG in the paint, driving layup made (7)
00:43	1 SMITH C 3pt FG , jump shot made (6)	26-41	-15	
00:43	0 LAWRENCE T assist (2)			
00:28	12 TAYLOR E foul personal (2 - 7)			7 TODOROVIC S foul drawn (2)
00:28		26-42	-16	7 TODOROVIC S 1&1 free throw 1 made (5)
00:28	Timeout 30 Sec			
00:28		26-43	-17	7 TODOROVIC S 1&1 free throw 2 made (6)
00:01	12 TAYLOR E 3pt FG , jump shot made (3)	29-43	-14	
00:01	0 LAWRENCE T assist (3)			
<b>END OF PERIOD</b>				
<b>Vandy 29-43 USF</b>				



Officials: Chuck Jones, Garrick Shannon, Ted Valentine

San Francisco - 43

NO.	Name	F	Min	FG	3P	FT	Rebounds			Fouls		TP	AS	TO	ST	Blocks		+/-
				M-A	M-A	M-A	OR	DR	TOT	PF	FD					BS	BA	
10	Jonathan Mogbo	F	17:41	1-2	0-0	0-0	1	6	7	1	0	2	8	0	0	0	1	13
21	Ndewedo Newbury	F	14:44	3-4	1-2	0-0	2	0	2	0	0	7	1	0	0	0	0	16
5	Mike Sharavjams	G	14:35	1-3	1-2	0-0	1	1	2	2	1	3	2	3	0	0	0	17
7	Stefan Todorovic	G	12:42	1-4	0-1	4-4	0	2	2	0	2	6	0	0	0	0	0	15
55	Marcus Williams	G	17:15	5-5	4-4	0-0	0	1	1	1	1	14	1	1	1	0	0	19
11	Josh Kunen		06:38	1-3	1-3	0-0	0	1	1	0	0	3	0	1	0	1	0	-3
12	Justin Bieker		03:42	0-1	0-1	0-0	0	1	1	0	0	0	1	2	0	0	0	-5
3	Isaiah Hawthorne		03:33	0-0	0-0	0-0	0	0	0	1	1	0	0	0	0	0	0	-3
1	Malik Thomas		09:10	3-3	1-1	1-1	0	1	1	0	2	8	0	1	0	0	0	1
Team							0	2	2			0		0				
<b>Totals</b>				15-25	8-14	5-5	4	15	19	5	7	43	13	8	1	1	1	14

Shooting By Period		
1st FG%	15-25	60.0%
3PT%	8-14	57.1%
FT%	5-5	100%
GM FG%	15-25	60.0%
3PT%	8-14	57.1%
FT%	5-5	100.0%

Dead Ball Rebounds: 0, 0

Technical Fouls: Hawthorne 1<sup>st</sup> 11:39

Vanderbilt - 29

NO.	Name	F	Min	FG	3P	FT	Rebounds			Fouls		TP	AS	TO	ST	Blocks		+/-
				M-A	M-A	M-A	OR	DR	TOT	PF	FD					BS	BA	
2	Ven-Allen Lubin	F	15:27	3-5	0-2	0-0	0	0	0	0	1	6	0	0	0	1	0	-10
35	Carter Lang	F	07:22	0-0	0-0	0-2	0	1	1	0	1	0	0	0	1	0	0	-12
0	Tyrin Lawrence	G	10:08	0-2	0-1	1-2	0	2	2	0	1	1	3	1	1	0	0	-13
5	Ezra Manjon	G	15:27	1-4	0-0	0-0	0	1	1	1	1	2	1	2	1	0	1	-10
12	Evan Taylor	G	12:04	1-3	1-2	0-2	0	1	1	2	0	3	0	0	1	0	0	-5
23	Jason Rivera-Torres		09:52	2-4	1-1	0-0	0	0	0	0	0	5	0	0	1	0	0	-1
21	Tasos Kamateros		08:55	2-3	2-3	0-0	0	0	0	1	0	6	0	0	1	0	0	0
1	Colin Smith		11:39	2-5	2-4	0-0	0	0	0	2	0	6	0	1	0	0	0	-11
10	Jordan Williams		04:33	0-0	0-0	0-0	0	1	1	1	0	0	1	0	0	0	0	-4
13	Malik Presley		04:33	0-0	0-0	0-0	0	0	0	0	0	0	1	1	0	0	0	-4
Team							2	0	2			0		0				
<b>Totals</b>				11-26	6-13	1-6	2	6	8	7	4	29	6	5	6	1	1	-14

Shooting By Period		
1st FG%	11-26	42.3%
3PT%	6-13	46.2%
FT%	1-6	16.7%
GM FG%	11-26	42.3%
3PT%	6-13	46.2%
FT%	1-6	16.7%

Dead Ball Rebounds: 3, 0

Technical Fouls: NONE

	USF	Vandy
Biggest lead	18 (1 <sup>st</sup> 1:51)	0 (1 <sup>st</sup> 20:00)
Best Scoring Run	10 (1 <sup>st</sup> 2:17)	7 (1 <sup>st</sup> 13:05)
Lead Changes	0	
Times Tied	0	
Time with Lead	18:10	00:00

	USF	Vandy
Points from		
Turnovers	13	12
Paint	14	8
Second Chance	8	0
Fast Breaks	10	0
Bench	11	17

	Period by Period Scoring		
	1st	2nd	TOT
USF	43	30	73
Vandy	29	31	60



**Period 2**

**Quarter Starters:**

<b>Vandy</b>	0 Lawrence T	1 Smith C	2 Lubin V	5 Manjon E	12 Taylor E
<b>USF</b>	5 Sharavjams M	7 Todorovic S	10 Mogbo J	21 Newbury N	55 Williams M

Game Time	Vandy	Score	Diff	USF
20:00				1 THOMAS M substitution out
20:00				5 SHARAVJAMTS M substitution in
19:48	2 LUBIN V foul drawn (2)			21 NEWBURY N foul personal (1 - 1)
19:31	0 LAWRENCE T 2pt FG in the paint, driving layup made (3)	<b>31-43</b>	<b>-12</b>	
19:01				7 TODOROVIC S 3pt FG , jump shot missed
18:57	12 TAYLOR E defensive rebound (2)			
18:48	12 TAYLOR E 2pt FG in the paint, jump shot made (5)	<b>33-43</b>	<b>-10</b>	
18:33		<b>33-45</b>	<b>-12</b>	10 MOGBO J 2pt FG in the paint, driving layup made (4)
18:08	2 LUBIN V 2pt FG in the paint, jump shot blocked			
18:08				21 NEWBURY N block (1)
18:08	offensive rebound (10)			
18:04	0 LAWRENCE T 2pt FG second chance in the paint, driving layup made (5)	<b>35-45</b>	<b>-10</b>	
17:55	0 LAWRENCE T steal (2)			5 SHARAVJAMTS M turnover lost ball (4)
17:49	0 LAWRENCE T turnover lost ball (2)			7 TODOROVIC S steal (1)
17:46		<b>35-47</b>	<b>-12</b>	5 SHARAVJAMTS M 2pt FG from turnover in the paint, dunk, made (5)
17:46				7 TODOROVIC S assist (1)
17:42	1 SMITH C 2pt FG fast break in the paint, layup made (8)	<b>37-47</b>	<b>-10</b>	
17:42	1 SMITH C foul drawn (1)			21 NEWBURY N foul shooting (2 - 2)
17:42				7 TODOROVIC S substitution out
17:42				1 THOMAS M substitution in
17:42	1 SMITH C free throw fast break 1 - 1 missed			
17:41				1 THOMAS M defensive rebound (2)
17:34				55 WILLIAMS M 3pt FG , jump shot missed
17:32	2 LUBIN V defensive rebound (1)			
17:21				10 MOGBO J substitution out
17:21				11 KUNEN J substitution in
17:13	1 SMITH C 3pt FG , jump shot missed			
17:11				1 THOMAS M defensive rebound (3)
16:53				55 WILLIAMS M 3pt FG , jump shot missed
16:50				55 WILLIAMS M offensive rebound (2)
16:45				5 SHARAVJAMTS M 2pt FG second chance in the paint, jump shot blocked
16:45	2 LUBIN V block (2)			
16:39				11 KUNEN J offensive rebound (2)
16:38				1 THOMAS M 3pt FG second chance, jump shot missed
16:35	1 SMITH C defensive rebound (1)			
16:32	5 MANJON E 2pt FG in the paint, layup made (4)	<b>39-47</b>	<b>-8</b>	
16:12				21 NEWBURY N substitution out
16:12				10 MOGBO J substitution in
16:04				5 SHARAVJAMTS M 3pt FG , jump shot missed
16:02	1 SMITH C defensive rebound (2)			
15:54	5 MANJON E 2pt FG in the paint, hook shot made (6)	<b>41-47</b>	<b>-6</b>	





**San Francisco at Vanderbilt**

12/06/23 Memorial Gymnasium, Nashville, Tenn.  
Vanderbilt vs. San Francisco

**Game Time:** 7:00 PM  
**Game Duration:** 1:56  
**Attendance:** 5,210

**Officials:** Chuck Jones, Garrick Shannon, Ted Valentine

Game Time	Vandy	Score	Diff	USF
15:43				Timeout 30 Sec
15:43	Timeout media			
15:28				1 THOMAS M 3pt FG , jump shot missed
15:26	0 LAWRENCE T defensive rebound (3)			
15:02	2 LUBIN V 2pt FG in the paint, layup made (8)	<b>43-47</b>	<b>-4</b>	
14:29		<b>43-50</b>	<b>-7</b>	11 KUNEN J 3pt FG , jump shot made (6)
14:02	5 MANJON E 3pt FG , jump shot missed			
14:00				10 MOGBO J defensive rebound (8)
13:50		<b>43-53</b>	<b>-10</b>	11 KUNEN J 3pt FG , jump shot made (9)
13:50				55 WILLIAMS M assist (2)
13:34	5 MANJON E 2pt FG in the paint, layup blocked			
13:34				10 MOGBO J block (1)
13:31				10 MOGBO J defensive rebound (9)
13:29		<b>43-55</b>	<b>-12</b>	1 THOMAS M 2pt FG fast break in the paint, layup made (10)
13:05	2 LUBIN V foul drawn (3)			5 SHARAVJAMTS M foul personal (3 - 3)
13:05	Timeout media			
13:05	0 LAWRENCE T substitution out			
13:05	1 SMITH C substitution out			
13:05	21 KAMATEROS T substitution in			
13:05	23 RIVERA-TORRES J substitution in			
13:05				5 SHARAVJAMTS M substitution out
13:05				3 HAWTHORNE I substitution in
12:49	2 LUBIN V 3pt FG , jump shot made (11)	<b>46-55</b>	<b>-9</b>	
12:49	5 MANJON E assist (2)			
12:37				1 THOMAS M turnover travel (2)
12:37				11 KUNEN J substitution out
12:37				21 NEWBURY N substitution in
12:15	5 MANJON E 2pt FG from turnover in the paint, driving layup made (8)	<b>48-55</b>	<b>-7</b>	
11:56		<b>48-57</b>	<b>-9</b>	55 WILLIAMS M 2pt FG in the paint, turnaround jump shot made (16)
11:41	23 RIVERA-TORRES J 2pt FG in the paint, layup missed			
11:38				55 WILLIAMS M defensive rebound (3)
11:35	23 RIVERA-TORRES J foul personal (1 - 1)			55 WILLIAMS M foul drawn (2)
11:35	Timeout media			
11:35	2 LUBIN V substitution out			
11:35	5 MANJON E substitution out			
11:35	12 TAYLOR E substitution out			
11:35	1 SMITH C substitution in			
11:35	3 LEWIS P substitution in			
11:35	4 WEST I substitution in			
11:35				3 HAWTHORNE I substitution out
11:35				5 SHARAVJAMTS M substitution in
11:13	jump ball situation			
11:10				55 WILLIAMS M 3pt FG , jump shot missed
11:08	23 RIVERA-TORRES J defensive rebound (1)			
10:51	23 RIVERA-TORRES J 3pt FG , jump shot made (8)	<b>51-57</b>	<b>-6</b>	
10:37	1 SMITH C steal (1)			55 WILLIAMS M turnover bad pass (2)
10:25	3 LEWIS P 3pt FG from turnover, jump shot missed			
10:23				10 MOGBO J defensive rebound (10)



**San Francisco at Vanderbilt**

12/06/23 Memorial Gymnasium, Nashville, Tenn.  
Vanderbilt vs. San Francisco

**Game Time:** 7:00 PM  
**Game Duration:** 1:56  
**Attendance:** 5,210

**Officials:** Chuck Jones, Garrick Shannon, Ted Valentine

Game Time	Vandy	Score	Diff	USF
10:15				55 WILLIAMS M 2pt FG in the paint, jump shot missed
10:12				55 WILLIAMS M offensive rebound (4)
10:01	jump ball situation			
10:01	1 SMITH C steal (2)			5 SHARAVJAMTS M turnover lost ball (5)
10:01				55 WILLIAMS M substitution out
10:01				12 BIEKER J substitution in
09:51	23 RIVERA-TORRES J 2pt FG from turnover outside the paint, step back jump shot missed			
09:48				10 MOGBO J defensive rebound (11)
09:26	21 KAMATEROS T foul shooting (2 - 2)			21 NEWBURY N foul drawn (1)
09:26		<b>51-58</b>	<b>-7</b>	21 NEWBURY N free throw 1 - 2 made (8)
09:26		<b>51-59</b>	<b>-8</b>	21 NEWBURY N free throw 2 - 2 made (9)
09:15	23 RIVERA-TORRES J foul drawn (1)			5 SHARAVJAMTS M foul personal (4 - 4)
09:15				5 SHARAVJAMTS M substitution out
09:15				10 MOGBO J substitution out
09:15				11 KUNEN J substitution in
09:15				55 WILLIAMS M substitution in
09:14	3 LEWIS P turnover bad pass (1)			21 NEWBURY N steal (1)
09:10		<b>51-61</b>	<b>-10</b>	21 NEWBURY N 2pt FG fast break from turnover in the paint, dunk, made (11)
08:55	21 KAMATEROS T 3pt FG , jump shot made (9)	<b>54-61</b>	<b>-7</b>	
08:55	3 LEWIS P assist (1)			
08:31		<b>54-64</b>	<b>-10</b>	21 NEWBURY N 3pt FG , jump shot made (14)
08:31				55 WILLIAMS M assist (3)
08:09	23 RIVERA-TORRES J foul drawn (2)			21 NEWBURY N foul personal (3 - 5)
08:09				21 NEWBURY N substitution out
08:09				10 MOGBO J substitution in
08:02	21 KAMATEROS T 3pt FG , jump shot missed			
08:00				12 BIEKER J defensive rebound (2)
07:54				55 WILLIAMS M turnover lost ball (3)
07:54	Timeout media			
07:54	1 SMITH C substitution out			
07:54	4 WEST I substitution out			
07:54	2 LUBIN V substitution in			
07:54	5 MANJON E substitution in			
07:39	5 MANJON E 2pt FG from turnover in the paint, layup missed			
07:36				10 MOGBO J defensive rebound (12)
07:20				55 WILLIAMS M 2pt FG outside the paint, jump shot missed
07:18	23 RIVERA-TORRES J defensive rebound (2)			
07:11	2 LUBIN V 2pt FG in the paint, layup made (13)	<b>56-64</b>	<b>-8</b>	
07:11	3 LEWIS P assist (2)			
06:49				11 KUNEN J 2pt FG in the paint, jump shot missed
06:46	21 KAMATEROS T defensive rebound (1)			
06:20	23 RIVERA-TORRES J turnover lost ball (1)			11 KUNEN J steal (1)
05:57				1 THOMAS M 3pt FG from turnover, jump shot missed
05:55				12 BIEKER J offensive rebound (3)
05:53	21 KAMATEROS T foul shooting (3 - 3)			12 BIEKER J foul drawn (1)
05:53				12 BIEKER J free throw 1 - 2 missed
05:53				offensive dead ball rebound (1)
05:53	3 LEWIS P substitution out			



**San Francisco at Vanderbilt**

12/06/23 Memorial Gymnasium, Nashville, Tenn.  
Vanderbilt vs. San Francisco

**Game Time:** 7:00 PM  
**Game Duration:** 1:56  
**Attendance:** 5,210

**Officials:** Chuck Jones, Garrick Shannon, Ted Valentine

Game Time	Vandy	Score	Diff	USF
05:53	23 RIVERA-TORRES J substitution out			
05:53	0 LAWRENCE T substitution in			
05:53	12 TAYLOR E substitution in			
05:53				1 THOMAS M substitution out
05:53				11 KUNEN J substitution out
05:53				5 SHARAVJAMTS M substitution in
05:53				21 NEWBURY N substitution in
05:53		<b>56-65</b>	<b>-9</b>	12 BIEKER J free throw 2 - 2 made (1)
05:40	21 KAMATEROS T 3pt FG , jump shot missed			
05:38				55 WILLIAMS M defensive rebound (5)
05:18				5 SHARAVJAMTS M 3pt FG , jump shot missed
05:13	12 TAYLOR E defensive rebound (3)			
05:02	2 LUBIN V 2pt FG outside the paint, step back jump shot missed			
04:59	offensive rebound (19)			
04:59				5 SHARAVJAMTS M substitution out
04:59				3 HAWTHORNE I substitution in
04:48	5 MANJON E 2pt FG second chance in the paint, driving layup made (10)	<b>58-65</b>	<b>-7</b>	
04:48	Timeout 60 Sec			
04:48	21 KAMATEROS T substitution out			
04:48	1 SMITH C substitution in			
04:32		<b>58-67</b>	<b>-9</b>	55 WILLIAMS M 2pt FG in the paint, driving layup made (18)
04:04	2 LUBIN V 2pt FG outside the paint, turnaround jump shot missed			
04:02				10 MOGBO J defensive rebound (13)
03:51		<b>58-70</b>	<b>-12</b>	21 NEWBURY N 3pt FG , jump shot made (17)
03:51				55 WILLIAMS M assist (4)
03:35	5 MANJON E 2pt FG in the paint, driving layup missed			
03:32				21 NEWBURY N defensive rebound (3)
03:31	jump ball situation			
03:31	Timeout media			
03:03				10 MOGBO J 2pt FG in the paint, jump shot missed
03:02				offensive rebound (36)
02:52				55 WILLIAMS M 3pt FG second chance, jump shot missed
02:49	12 TAYLOR E defensive rebound (4)			
02:49	12 TAYLOR E foul drawn (1)			3 HAWTHORNE I foul personal (2 - 6)
02:49				12 BIEKER J substitution out
02:49				5 SHARAVJAMTS M substitution in
02:27	2 LUBIN V 2pt FG in the paint, layup missed			
02:21				10 MOGBO J defensive rebound (14)
01:59		<b>58-73</b>	<b>-15</b>	5 SHARAVJAMTS M 3pt FG , jump shot made (8)
01:59				10 MOGBO J assist (9)
01:42	12 TAYLOR E 3pt FG , jump shot missed			
01:40				55 WILLIAMS M defensive rebound (6)
01:29				Timeout 60 Sec
01:10				turnover shot clock (14)
01:10				3 HAWTHORNE I substitution out
01:10				12 BIEKER J substitution in
00:52	5 MANJON E 2pt FG from turnover outside the paint, jump shot missed			



Official Basketball Play by Play - Second Half  
**San Francisco at Vanderbilt**  
 12/06/23 Memorial Gymnasium, Nashville, Tenn.  
 Vanderbilt vs. San Francisco

**Game Time:** 7:00 PM  
**Game Duration:** 1:56  
**Attendance:** 5,210

**Officials:** Chuck Jones, Garrick Shannon, Ted Valentine

Game Time	Vandy	Score	Diff	USF
00:50	2 LUBIN V offensive rebound (2)			
00:50	2 LUBIN V foul drawn (4)			10 MOGBO J foul shooting (2 - 7)
00:50	2 LUBIN V free throw 1 - 2 made (14)	<b>59-73</b>	<b>-14</b>	
00:50	2 LUBIN V free throw 2 - 2 made (15)	<b>60-73</b>	<b>-13</b>	
00:23				10 MOGBO J turnover travel (1)
00:13	5 MANJON E 3pt FG from turnover, jump shot missed			
00:11				55 WILLIAMS M defensive rebound (7)
<b>END OF GAME</b>				
<b>Vandy 60-73 USF</b>				



**San Francisco at Vanderbilt**

12/06/23 Memorial Gymnasium, Nashville, Tenn.  
Vanderbilt vs. San Francisco

Game Time: 7:00 PM  
Game Duration: 1:56  
Attendance: 5,210

Officials: Chuck Jones, Garrick Shannon, Ted Valentine

**San Francisco - 30**

NO.	Name	F	Min	FG	3P	FT	Rebounds			Fouls		TP	AS	TO	ST	Blocks		+/-
				M-A	M-A	M-A	OR	DR	TOT	PF	FD					BS	BA	
10	Jonathan Mogbo	F	17:45	1-2	0-0	0-0	0	7	7	1	0	2	1	1	0	1	0	-1
21	Ndewedo Newbury	F	14:09	3-3	2-2	2-2	0	1	1	3	1	10	0	0	1	1	0	0
5	Mike Sharavjamts	G	12:58	2-5	1-3	0-0	0	0	0	2	0	5	0	2	0	0	1	-1
7	Stefan Todorovic	G	02:18	0-1	0-1	0-0	0	0	0	0	0	0	1	0	1	0	0	-4
55	Marcus Williams	G	19:14	2-8	0-4	0-0	2	4	6	0	1	4	3	2	0	0	0	-3
1	Malik Thomas		11:49	1-4	0-3	0-0	0	2	2	0	0	2	0	1	0	0	0	-2
11	Josh Kunen		08:06	2-3	2-2	0-0	1	0	1	0	0	6	0	0	1	0	0	-1
3	Isaiah Hawthorne		05:19	0-0	0-0	0-0	0	0	0	1	0	0	0	0	0	0	0	3
12	Justin Bieker		08:22	0-0	0-0	1-2	1	1	2	0	1	1	0	0	0	0	0	4
Team							1	0	1			0		1				
<b>Totals</b>				11-26	5-15	3-4	5	15	20	7	3	30	5	7	3	2	1	-1

Shooting By Period		
2 <sup>nd</sup> FG%	11-26	42.3%
3PT%	5-15	33.3%
FT%	3-4	75%
GM FG%	11-26	42.3%
3PT%	5-15	33.3%
FT%	3-4	75.0%

Dead Ball Rebounds: 1, 0

Technical Fouls::NONE

**Vanderbilt - 31**

NO.	Name	F	Min	FG	3P	FT	Rebounds			Fouls		TP	AS	TO	ST	Blocks		+/-
				M-A	M-A	M-A	OR	DR	TOT	PF	FD					BS	BA	
2	Ven-Allen Lubin	F	16:19	3-7	1-1	2-2	1	1	2	0	3	9	0	0	0	1	1	2
35	Carter Lang	F	00:00	0-0	0-0	0-0	0	0	0	0	0	0	0	0	0	0	0	0
0	Tyrin Lawrence	G	12:48	2-2	0-0	0-0	0	1	1	0	0	4	0	1	1	0	0	-3
5	Ezra Manjon	G	16:19	4-10	0-2	0-0	0	0	0	0	0	8	1	0	0	0	1	2
12	Evan Taylor	G	14:18	1-2	0-1	0-0	0	3	3	0	1	2	0	0	0	0	0	0
21	Tasos Kamateros		08:17	1-3	1-3	0-0	0	1	1	2	0	3	0	0	0	0	0	5
23	Jason Rivera-Torres		07:12	1-3	1-1	0-0	0	2	2	1	2	3	0	1	0	0	0	4
1	Colin Smith		15:24	1-2	0-1	0-1	0	2	2	0	1	2	0	0	2	0	0	-5
3	Paul Lewis		05:42	0-1	0-1	0-0	0	0	0	0	0	0	2	1	0	0	0	1
4	Isaiah West		03:41	0-0	0-0	0-0	0	0	0	0	0	0	0	0	0	0	0	-1
Team							2	0	2			0		0				
<b>Totals</b>				13-30	3-10	2-3	3	10	13	3	7	31	3	3	3	1	2	1

Shooting By Period		
2 <sup>nd</sup> FG%	13-30	43.3%
3PT%	3-10	30.0%
FT%	2-3	66.7%
GM FG%	13-30	43.3%
3PT%	3-10	30.0%
FT%	2-3	66.7%

Dead Ball Rebounds: 0, 0

Technical Fouls::NONE

	USF	Vandy
Biggest lead	15 (2 <sup>nd</sup> 1:59)	0 (1 <sup>st</sup> 20:00)
Best Scoring Run	8(2 <sup>nd</sup> 13:29)	8(2 <sup>nd</sup> 15:02)
Lead Changes	0	
Times Tied	0	
Time with Lead	19:31	00:00

Points from	USF	Vandy
Turnovers	5	4
Paint	12	20
Second Chance	1	6
Fast Breaks	4	2
Bench	9	8

	Period by Period Scoring		
	1st	2nd	TOT
USF	43	30	73
Vandy	29	31	60

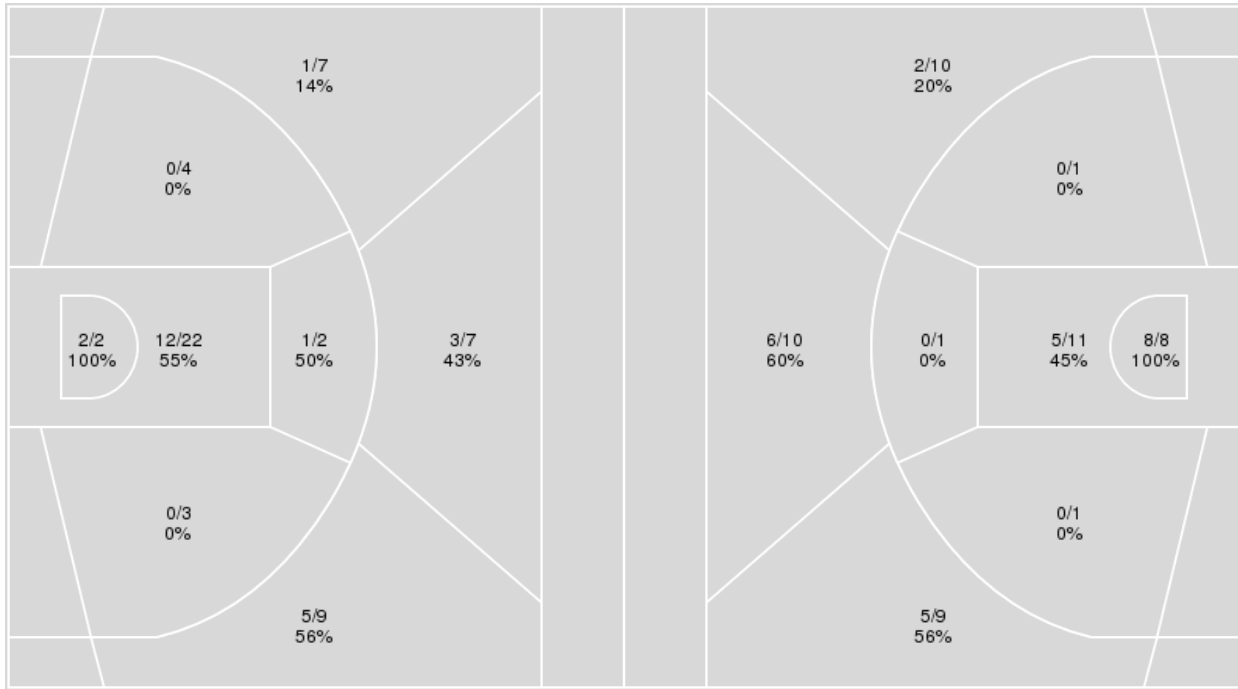


**Officials:** Chuck Jones, Garrick Shannon, Ted Valentine

{ Players => 0, 1, 2, 3, 4, 5, 10, 12, 13, 15, 21, 22, 23, 24, 25, 34, 35; } { Players => All; } FG Types => All; Results => All;  
 FG Types => All; Results => All;

**Vanderbilt**

**San Francisco**



Vanderbilt	M/A	%
Field Goals	24/56	43
2 Points	15/33	45
3 Points	9/23	39
Free Throws	3/9	33

San Francisco	M/A	%
Field Goals	26/51	51
2 Points	13/22	59
3 Points	13/29	45
Free Throws	8/9	89



**San Francisco at Vanderbilt**

12/06/23 Memorial Gymnasium, Nashville, Tenn.  
Vanderbilt vs. San Francisco

**Game Time:** 7:00 PM  
**Game Duration:** 1:56  
**Attendance:** 5,210

**Officials:** Chuck Jones, Garrick Shannon, Ted Valentine

**San Francisco**

No	Name	Mins		Score		Points Diff		Points per Min		Assists		Rebounds		Steals		Turnovers	
		On	Off	On	Off	On	Off	On	Off	On	Off	On	Off	On	Off	On	Off
1	Malik Thomas	20:59	19:01	38 - 39	35 - 21	-1	14	1.81	1.84	7	11	18	21	2	2	7	8
3	Isaiah Hawthorne	08:52	31:08	14 - 14	59 - 46	0	13	1.58	1.90	4	14	8	31	0	4	4	11
5	Mike Sharavjamts	27:33	12:27	50 - 34	23 - 26	16	-3	1.81	1.85	14	4	28	11	2	2	11	4
7	Stefan Todorovic	15:00	25:00	35 - 24	38 - 36	11	2	2.33	1.52	10	8	14	25	2	2	5	10
10	Jonathan Mogbo	35:26	04:34	64 - 52	9 - 8	12	1	1.81	1.97	16	2	33	6	3	1	13	2
11	Josh Kunen	14:44	25:16	22 - 26	51 - 34	-4	17	1.49	2.02	5	13	15	24	2	2	6	9
12	Justin Bieker	12:04	27:56	15 - 16	58 - 44	-1	14	1.24	2.08	3	15	13	26	2	2	5	10
21	Ndewedwo Newbury	28:53	11:07	58 - 42	15 - 18	16	-3	2.01	1.35	14	4	30	9	3	1	11	4
55	Marcus Williams	36:29	03:31	69 - 53	4 - 7	16	-3	1.89	1.14	17	1	36	3	4	0	13	2

**Vanderbilt**

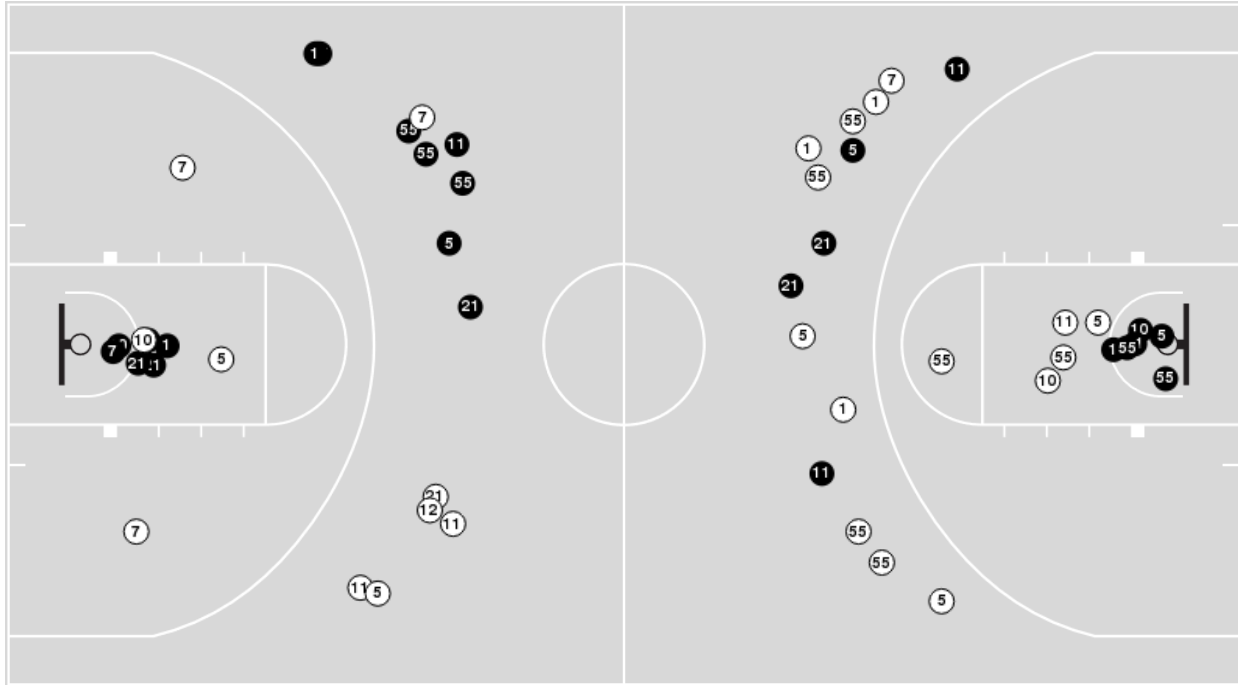
No	Name	Mins		Score		Points Diff		Points per Min		Assists		Rebounds		Steals		Turnovers	
		On	Off	On	Off	On	Off	On	Off	On	Off	On	Off	On	Off	On	Off
0	Tyrin Lawrence	22:56	17:04	32 - 48	28 - 25	-16	3	1.40	1.64	3	6	14	7	2	7	4	4
1	Colin Smith	27:03	12:57	42 - 58	18 - 15	-16	3	1.55	1.39	6	3	12	9	5	4	6	2
2	Ven-Allen Lubin	31:46	08:14	48 - 56	12 - 17	-8	-5	1.51	1.46	6	3	19	2	5	4	5	3
3	Paul Lewis	05:42	34:18	8 - 7	52 - 66	1	-14	1.40	1.52	2	7	3	18	2	7	2	6
4	Isaiah West	03:41	36:19	6 - 7	54 - 66	-1	-12	1.63	1.49	1	8	1	20	2	7	1	7
5	Ezra Manjon	31:46	08:14	48 - 56	12 - 17	-8	-5	1.51	1.46	6	3	19	2	5	4	5	3
10	Jordan Williams	04:33	35:27	6 - 10	54 - 63	-4	-9	1.32	1.52	2	7	1	20	2	7	2	6
12	Evan Taylor	26:22	13:38	41 - 46	19 - 27	-5	-8	1.55	1.39	4	5	16	5	5	4	2	6
13	Malik Presley	04:33	35:27	6 - 10	54 - 63	-4	-9	1.32	1.52	2	7	1	20	2	7	2	6
21	Tasos Kamateros	17:12	22:48	31 - 26	29 - 47	5	-18	1.80	1.27	7	2	8	13	6	3	4	4
23	Jason Rivera-Torres	17:04	22:56	28 - 25	32 - 48	3	-16	1.64	1.40	6	3	7	14	7	2	4	4
35	Carter Lang	07:22	32:38	4 - 16	56 - 57	-12	-1	0.54	1.72	0	9	4	17	2	7	3	5



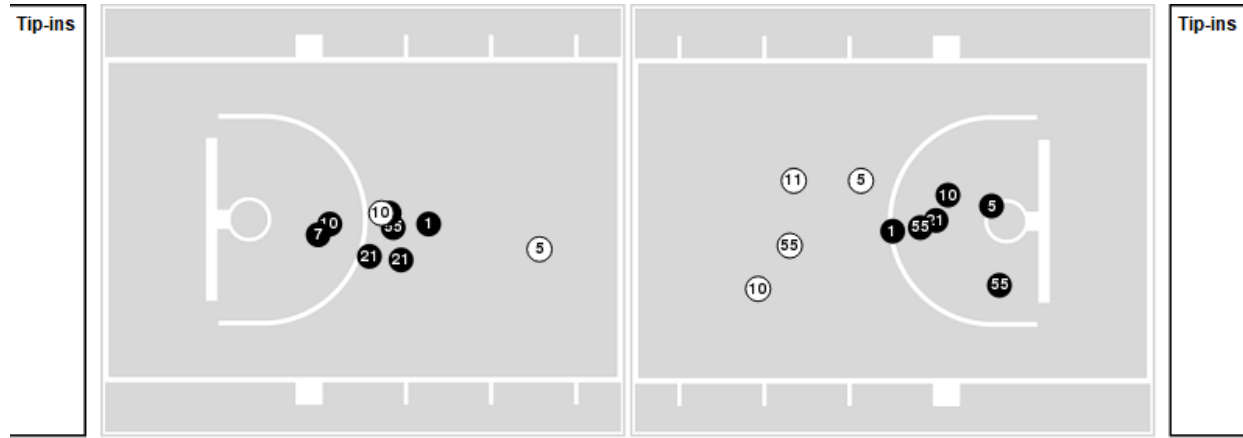
**Officials:** Chuck Jones, Garrick Shannon, Ted Valentine

Players => AllFG Types=>AllResults=>All  
**San Francisco**

**All Field Goals**



**Blow Up Chart**



**N** Made    **O** Missed    N - Player Number

San Francisco	M/A	%
Field Goals	26/51	51
2 Points	13/22	59
3 Points	13/29	45
Free Throws	8/9	89

San Francisco	M/A	%
Points in the Paint	26 (13 / 19)	68
Fast Break Points	14 (7/7)	100
Second Chance Points	9 (4/9)	44
Effective FG%	64	



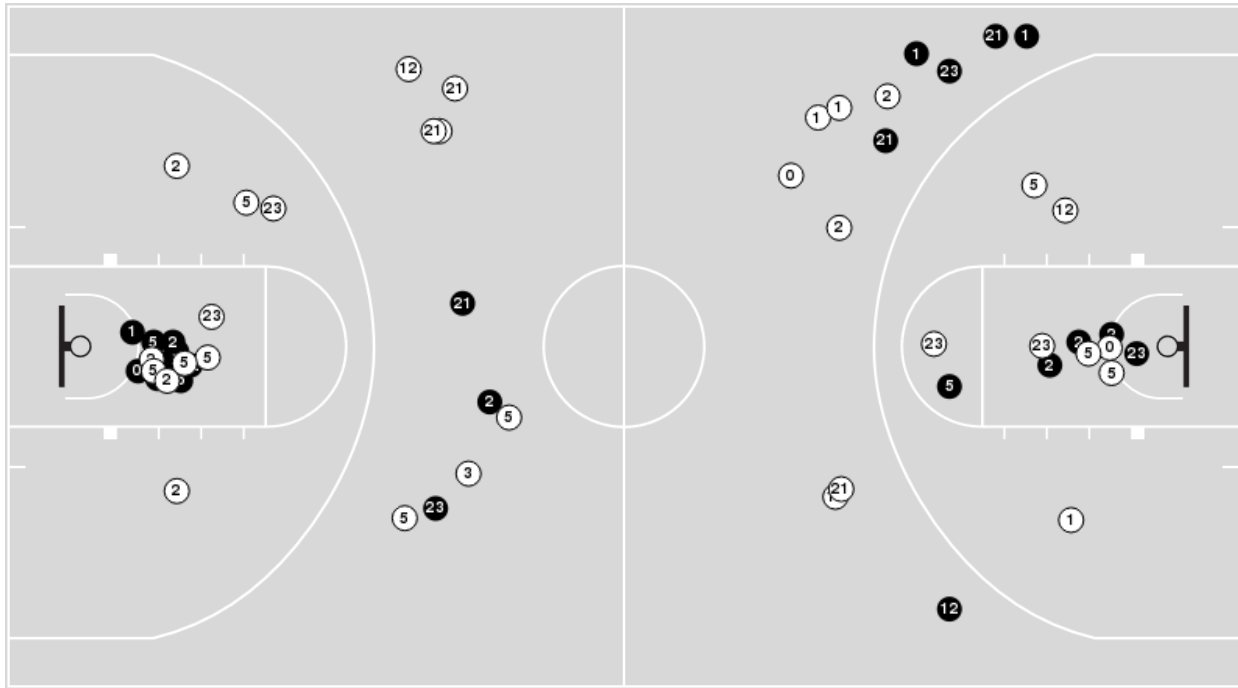


**Officials:** Chuck Jones, Garrick Shannon, Ted Valentine

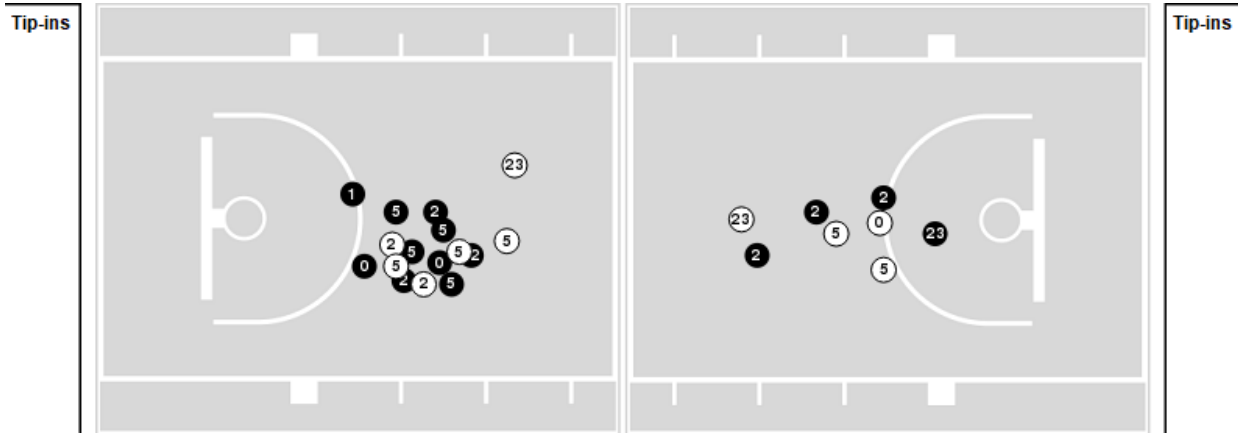
Players => 0, 1, 2, 3, 4, 5, 10, 12, 13, 15, 21, 22, 23, 24, 25, 34, 35 FG Types=>All Results=>All

**Vanderbilt**

**All Field Goals**



**Blow Up Chart**



● Made ○ Missed N - Player Number

Vanderbilt	M/A	%
Field Goals	24/56	43
2 Points	15/33	45
3 Points	9/23	39
Free Throws	3/9	33

Vanderbilt	M/A	%
Points in the Paint	28 (14 / 24)	58
Fast Break Points	2 (1/2)	50
Second Chance Points	6 (4/5)	80
Effective FG%	51	



**San Francisco at Vanderbilt**

12/06/23 Memorial Gymnasium, Nashville, Tenn.  
Vanderbilt vs. San Francisco

**Game Time:** 7:00 PM  
**Game Duration:** 1:56  
**Attendance:** 5,210

**Officials:** Chuck Jones, Garrick Shannon, Ted Valentine

**San Francisco**

Lineup	Quarter On	Time On	Quarter Off	Time Off	Time on Court	Score	Score Diff	Reb	Stl	Tov	Ass	PPP
5- Sharavjamts M/ 7- Todorovic S/ 10- Mogbo J/ 21- Newbury N/ 55- Williams M/	1	20:00	1	15:21	04:39	10-2	8	6	1	2	4	1.2500
7- Todorovic S/ 11- Kunen J/ 12- Bieker J/ 21- Newbury N/ 55- Williams M/	1	15:21	1	14:24	00:57	0-0	0	2	0	1	0	0.0000
3- Hawthorne I/ 5- Sharavjamts M/ 10- Mogbo J/ 11- Kunen J/ 12- Bieker J/	1	14:24	1	11:39	02:45	2-7	-5	2	0	2	1	0.5000
1- Thomas M/ 3- Hawthorne I/ 5- Sharavjamts M/ 10- Mogbo J/ 55- Williams M/	1	11:39	1	10:51	00:48	2-0	2	0	0	0	1	2.0000
1- Thomas M/ 5- Sharavjamts M/ 10- Mogbo J/ 21- Newbury N/ 55- Williams M/	1	10:51	1	07:06	03:45	8-6	2	3	0	2	2	1.3333
1- Thomas M/ 7- Todorovic S/ 11- Kunen J/ 21- Newbury N/ 55- Williams M/	1	07:06	1	05:44	01:22	4-3	1	1	0	1	1	1.6393
1- Thomas M/ 7- Todorovic S/ 10- Mogbo J/ 11- Kunen J/ 55- Williams M/	1	05:44	1	04:46	00:58	0-2	-2	1	0	0	0	0.0000
5- Sharavjamts M/ 7- Todorovic S/ 10- Mogbo J/ 11- Kunen J/ 55- Williams M/	1	04:46	1	04:10	00:36	3-0	3	1	0	0	1	3.0000
5- Sharavjamts M/ 7- Todorovic S/ 10- Mogbo J/ 21- Newbury N/ 55- Williams M/	1	04:10	1	02:17	01:53	7-0	7	3	0	0	2	2.4306
1- Thomas M/ 5- Sharavjamts M/ 7- Todorovic S/ 10- Mogbo J/ 55- Williams M/	1	02:17	1	02:08	00:09	0-0	0	0	0	0	0	0.0000
1- Thomas M/ 7- Todorovic S/ 10- Mogbo J/ 21- Newbury N/ 55- Williams M/	1	02:08	2	20:00	02:08	7-9	-2	0	0	0	1	2.4306
5- Sharavjamts M/ 7- Todorovic S/ 10- Mogbo J/ 21- Newbury N/ 55- Williams M/	2	20:00	2	17:42	02:18	4-8	-4	0	1	1	1	1.0000
1- Thomas M/ 5- Sharavjamts M/ 10- Mogbo J/ 21- Newbury N/ 55- Williams M/	2	17:42	2	17:21	00:21	0-0	0	1	0	0	0	0.0000
1- Thomas M/ 5- Sharavjamts M/ 11- Kunen J/ 21- Newbury N/ 55- Williams M/	2	17:21	2	16:12	01:09	0-2	-2	3	0	0	0	0.0000
1- Thomas M/ 5- Sharavjamts M/ 10- Mogbo J/ 11- Kunen J/ 55- Williams M/	2	16:12	2	13:05	03:07	8-4	4	2	0	0	1	1.6000
1- Thomas M/ 3- Hawthorne I/ 10- Mogbo J/ 11- Kunen J/ 55- Williams M/	2	13:05	2	12:37	00:28	0-3	-3	0	0	1	0	0.0000
1- Thomas M/ 3- Hawthorne I/ 10- Mogbo J/ 21- Newbury N/ 55- Williams M/	2	12:37	2	11:35	01:02	2-2	0	1	0	0	0	2.0000
1- Thomas M/ 5- Sharavjamts M/ 10- Mogbo J/ 21- Newbury N/ 55- Williams M/	2	11:35	2	10:01	01:34	0-3	-3	2	0	2	0	0.0000
1- Thomas M/ 5- Sharavjamts M/ 10- Mogbo J/ 12- Bieker J/ 21- Newbury N/	2	10:01	2	09:15	00:46	2-0	2	1	0	0	0	2.2727
1- Thomas M/ 11- Kunen J/ 12- Bieker J/ 21- Newbury N/ 55- Williams M/	2	09:15	2	08:09	01:06	5-3	2	0	1	0	1	2.5000
1- Thomas M/ 10- Mogbo J/ 11- Kunen J/ 12- Bieker J/ 55- Williams M/	2	08:09	2	05:53	02:16	0-2	-2	3	1	1	0	0.0000
5- Sharavjamts M/ 10- Mogbo J/ 12- Bieker J/ 21- Newbury N/ 55- Williams M/	2	05:53	2	04:59	00:54	1-0	1	1	0	0	0	0.6944
3- Hawthorne I/ 10- Mogbo J/ 12- Bieker J/ 21- Newbury N/ 55- Williams M/	2	04:59	2	02:49	02:10	5-2	3	3	0	0	1	1.6667
3- Hawthorne I/ 5- Sharavjamts M/ 10- Mogbo J/ 21- Newbury N/ 55- Williams M/	2	02:49	2	01:10	01:39	3-0	3	2	0	1	1	1.5000
5- Sharavjamts M/ 10- Mogbo J/ 12- Bieker J/ 21- Newbury N/ 55- Williams M/	2	01:10	2	00:00	01:10	0-2	-2	1	0	1	0	0.0000



**San Francisco at Vanderbilt**

12/06/23 Memorial Gymnasium, Nashville, Tenn.  
Vanderbilt vs. San Francisco

**Game Time:** 7:00 PM  
**Game Duration:** 1:56  
**Attendance:** 5,210

**Officials:** Chuck Jones, Garrick Shannon, Ted Valentine

**Vanderbilt**

Lineup	Quarter On	Time On	Quarter Off	Time Off	Time on Court	Score	Score Diff	Reb	Stl	Tov	Ass	PPP
0- Lawrence T/2- Lubin V/5- Manjon E/12- Taylor E/35- Lang C/	1	20:00	1	16:58	03:02	0-6	-6	2	1	1	0	0.0000
2- Lubin V/5- Manjon E/12- Taylor E/23- Rivera-Torres J/35- Lang C/	1	16:58	1	14:39	02:19	2-4	-2	1	1	0	0	0.4098
2- Lubin V/5- Manjon E/12- Taylor E/21- Kamateros T/23- Rivera-Torres J/	1	14:39	1	11:39	03:00	7-2	5	2	2	0	1	1.4344
1- Smith C/10- Williams J/13- Presley M/21- Kamateros T/23- Rivera-Torres J/	1	11:39	1	07:06	04:33	6-10	-4	1	2	2	2	0.8571
0- Lawrence T/1- Smith C/2- Lubin V/5- Manjon E/21- Kamateros T/	1	07:06	1	05:44	01:22	3-4	-1	0	0	0	1	1.5000
0- Lawrence T/1- Smith C/2- Lubin V/5- Manjon E/35- Lang C/	1	05:44	1	03:43	02:01	2-6	-4	1	0	2	0	0.5000
0- Lawrence T/1- Smith C/2- Lubin V/5- Manjon E/12- Taylor E/	1	03:43	2	13:05	10:38	23-23	0	7	1	1	2	1.4093
2- Lubin V/5- Manjon E/12- Taylor E/21- Kamateros T/23- Rivera-Torres J/	2	13:05	2	11:35	01:30	5-2	3	0	0	0	1	1.6667
1- Smith C/3- Lewis P/4- West I/21- Kamateros T/23- Rivera-Torres J/	2	11:35	2	07:54	03:41	6-7	-1	1	2	1	1	1.0000
2- Lubin V/3- Lewis P/5- Manjon E/21- Kamateros T/23- Rivera-Torres J/	2	07:54	2	05:53	02:01	2-0	2	2	0	1	1	0.6667
0- Lawrence T/2- Lubin V/5- Manjon E/12- Taylor E/21- Kamateros T/	2	05:53	2	04:48	01:05	2-1	1	2	0	0	0	1.0000
0- Lawrence T/1- Smith C/2- Lubin V/5- Manjon E/12- Taylor E/	2	04:48	2	00:00	04:48	2-8	-6	2	0	0	0	0.3401



**Officials:** Chuck Jones, Garrick Shannon, Ted Valentine

**San Francisco**

Lineup	Time	Score	Score Diff	Pts/Min	Reb	Stl	Tov	Ass	PPP
5- Sharavjamts M/ 7- Todorovic S/ 10- Mogbo J/ 21- Newbury N/ 55- Williams M/	08:50	21-10	11	2.3774	9	2	3	7	1.4113
1- Thomas M/ 5- Sharavjamts M/ 10- Mogbo J/ 21- Newbury N/ 55- Williams M/	05:40	8-9	-1	1.4118	6	0	4	2	0.8000
1- Thomas M/ 5- Sharavjamts M/ 10- Mogbo J/ 11- Kunen J/ 55- Williams M/	03:07	8-4	4	2.5668	2	0	0	1	1.6000
3- Hawthorne I/ 5- Sharavjamts M/ 10- Mogbo J/ 11- Kunen J/ 12- Bieker J/	02:45	2-7	-5	0.7273	2	0	2	1	0.5000
1- Thomas M/ 10- Mogbo J/ 11- Kunen J/ 12- Bieker J/ 55- Williams M/	02:16	0-2	-2	0.0000	3	1	1	0	0.0000
3- Hawthorne I/ 10- Mogbo J/ 12- Bieker J/ 21- Newbury N/ 55- Williams M/	02:10	5-2	3	2.3077	3	0	0	1	1.6667
1- Thomas M/ 7- Todorovic S/ 10- Mogbo J/ 21- Newbury N/ 55- Williams M/	02:08	7-9	-2	3.2812	0	0	0	1	2.4306
5- Sharavjamts M/ 10- Mogbo J/ 12- Bieker J/ 21- Newbury N/ 55- Williams M/	02:04	1-2	-1	0.4839	2	0	1	0	0.4098
3- Hawthorne I/ 5- Sharavjamts M/ 10- Mogbo J/ 21- Newbury N/ 55- Williams M/	01:39	3-0	3	1.8182	2	0	1	1	1.5000
1- Thomas M/ 7- Todorovic S/ 11- Kunen J/ 21- Newbury N/ 55- Williams M/	01:22	4-3	1	2.9268	1	0	1	1	1.6393
1- Thomas M/ 5- Sharavjamts M/ 11- Kunen J/ 21- Newbury N/ 55- Williams M/	01:09	0-2	-2	0.0000	3	0	0	0	0.0000
1- Thomas M/ 11- Kunen J/ 12- Bieker J/ 21- Newbury N/ 55- Williams M/	01:06	5-3	2	4.5455	0	1	0	1	2.5000
1- Thomas M/ 3- Hawthorne I/ 10- Mogbo J/ 21- Newbury N/ 55- Williams M/	01:02	2-2	0	1.9355	1	0	0	0	2.0000
1- Thomas M/ 7- Todorovic S/ 10- Mogbo J/ 11- Kunen J/ 55- Williams M/	00:58	0-2	-2	0.0000	1	0	0	0	0.0000
7- Todorovic S/ 11- Kunen J/ 12- Bieker J/ 21- Newbury N/ 55- Williams M/	00:57	0-0	0	0.0000	2	0	1	0	0.0000
1- Thomas M/ 3- Hawthorne I/ 5- Sharavjamts M/ 10- Mogbo J/ 55- Williams M/	00:48	2-0	2	2.5000	0	0	0	1	2.0000
1- Thomas M/ 5- Sharavjamts M/ 10- Mogbo J/ 12- Bieker J/ 21- Newbury N/	00:46	2-0	2	2.6087	1	0	0	0	2.2727
5- Sharavjamts M/ 7- Todorovic S/ 10- Mogbo J/ 11- Kunen J/ 55- Williams M/	00:36	3-0	3	5.0000	1	0	0	1	3.0000
1- Thomas M/ 3- Hawthorne I/ 10- Mogbo J/ 11- Kunen J/ 55- Williams M/	00:28	0-3	-3	0.0000	0	0	1	0	0.0000
1- Thomas M/ 5- Sharavjamts M/ 7- Todorovic S/ 10- Mogbo J/ 55- Williams M/	00:09	0-0	0	0.0000	0	0	0	0	0.0000



Official Basketball Line Up Analysis - Final  
**San Francisco at Vanderbilt**  
 12/06/23 Memorial Gymnasium, Nashville, Tenn.  
 Vanderbilt vs. San Francisco

**Game Time:** 7:00 PM  
**Game Duration:** 1:56  
**Attendance:** 5,210

**Officials:** Chuck Jones, Garrick Shannon, Ted Valentine

**Vanderbilt**

Lineup	Time	Score	Score Diff	Pts/Min	Reb	Stl	Tov	Ass	PPP
0- Lawrence T/ 1- Smith C/ 2- Lubin V/ 5- Manjon E/ 12- Taylor E/	15:26	25-31	-6	1.6199	9	1	1	2	1.1261
1- Smith C/ 10- Williams J/ 13- Presley M/ 21- Kamateros T/ 23- Rivera-Torres J/	04:33	6-10	-4	1.3187	1	2	2	2	0.8571
2- Lubin V/ 5- Manjon E/ 12- Taylor E/ 21- Kamateros T/ 23- Rivera-Torres J/	04:30	12-4	8	2.6667	2	2	0	2	1.5228
1- Smith C/ 3- Lewis P/ 4- West I/ 21- Kamateros T/ 23- Rivera-Torres J/	03:41	6-7	-1	1.6290	1	2	1	1	1.0000
0- Lawrence T/ 2- Lubin V/ 5- Manjon E/ 12- Taylor E/ 35- Lang C/	03:02	0-6	-6	0.0000	2	1	1	0	0.0000
2- Lubin V/ 5- Manjon E/ 12- Taylor E/ 23- Rivera-Torres J/ 35- Lang C/	02:19	2-4	-2	0.8633	1	1	0	0	0.4098
0- Lawrence T/ 1- Smith C/ 2- Lubin V/ 5- Manjon E/ 35- Lang C/	02:01	2-6	-4	0.9917	1	0	2	0	0.5000
2- Lubin V/ 3- Lewis P/ 5- Manjon E/ 21- Kamateros T/ 23- Rivera-Torres J/	02:01	2-0	2	0.9917	2	0	1	1	0.6667
0- Lawrence T/ 1- Smith C/ 2- Lubin V/ 5- Manjon E/ 21- Kamateros T/	01:22	3-4	-1	2.1951	0	0	0	1	1.5000
0- Lawrence T/ 2- Lubin V/ 5- Manjon E/ 12- Taylor E/ 21- Kamateros T/	01:05	2-1	1	1.8462	2	0	0	0	1.0000