



Officials: Terry Oglesby, Steven Anderson, Chris Ford

Alabama A&M - 59

Record: 1-6

NO.	Name	F/C	Min	FG			3P			FT			Rebounds			Fouls		TP	AS	TO	ST	Blocks		+/-
				M-A	M-A	M-A	OR	DR	TOT	PF	FD	OR	DR	TOT	BS	BA								
2	Omari Peek	F	24:35	5-12	3-4	0-0	1	4	5	2	1	13	1	3	0	0	0	0	0	0	0	-19		
34	EJ Williams	C	18:38	2-6	0-1	8-8	0	2	2	3	5	12	1	0	0	0	0	0	0	0	0	-14		
4	Caleb Blackwell	G	19:15	1-5	0-2	0-0	0	1	1	3	0	2	5	1	1	0	1	0	1	0	1	-10		
15	Dailin Smith	G	20:17	4-10	0-1	3-3	2	1	3	3	2	11	0	2	0	0	0	1	0	0	1	-9		
22	Lorenzo Downey	G	12:12	0-4	0-3	4-4	1	3	4	4	2	4	0	0	0	0	0	0	0	0	0	-2		
11	Austin Harvell		04:12	1-2	0-0	0-0	1	1	2	2	0	2	0	0	0	0	0	0	0	0	0	-4		
0	Jayland Randall		13:38	1-3	0-0	0-0	0	2	2	3	0	2	0	3	1	0	0	0	0	0	0	-4		
10	AC Bryant		15:10	2-6	1-3	2-2	1	1	2	0	1	7	0	1	1	0	0	0	0	0	0	-5		
30	William Tavares		09:46	0-2	0-1	0-0	1	5	6	2	0	0	0	0	0	0	0	0	0	0	0	3		
12	Dylan Mclean		07:20	0-3	0-3	0-0	0	0	0	2	0	0	1	0	0	0	0	0	0	0	0	-1		
13	Darius Osborne		16:27	0-2	0-1	1-2	0	2	2	0	2	1	0	0	1	0	0	0	0	0	0	-13		
24	Eric Lee		08:33	1-1	0-0	0-0	2	0	2	0	1	2	0	0	0	0	0	0	0	0	0	-1		
5	London Riley		14:16	0-2	0-2	0-0	0	2	2	0	0	0	0	1	0	0	0	0	0	0	0	-9		
23	Chad Moodie		15:42	1-5	0-0	1-1	1	3	4	2	1	3	0	1	0	0	0	0	0	0	0	-7		
Team							2	2	4			0			0									
<b>Totals</b>				18-63	4-21	19-20	12	29	41	26	15	59	8	12	4	0	2						-19	

Shooting By Period		
1 <sup>st</sup> FG%	10-35	28.6%
3PT%	3-11	27.3%
FT%	6-7	85.7%
2 <sup>nd</sup> FG%	8-28	28.6%
3PT%	1-10	10.0%
FT%	13-13	100%
GM FG%	18-63	28.6%
3PT%	4-21	19.0%
FT%	19-20	95.0%

Dead Ball Rebounds: 0, 0

Technical Fouls::NONE

Vanderbilt - 78

Record: 4-4

NO.	Name	F/C	Min	FG			3P			FT			Rebounds			Fouls		TP	AS	TO	ST	Blocks		+/-
				M-A	M-A	M-A	OR	DR	TOT	PF	FD	OR	DR	TOT	BS	BA								
2	Ven-Allen Lubin	F	27:43	4-9	2-5	4-5	2	8	10	2	5	14	0	0	0	1	0	0	0	1	0	26		
35	Carter Lang	F	22:56	2-3	0-0	1-4	3	5	8	5	3	5	0	1	1	0	0	0	0	0	0	12		
0	Tyrin Lawrence	G	31:07	5-9	1-4	8-10	0	4	4	0	7	19	2	2	1	0	0	0	0	0	0	19		
5	Ezra Manjon	G	27:12	4-8	1-3	3-4	0	3	3	2	3	12	7	1	2	0	0	0	0	0	0	22		
12	Evan Taylor	G	22:55	2-8	2-5	4-4	1	1	2	0	3	10	1	1	0	0	0	0	0	0	0	4		
23	Jason Rivera-Torres		20:15	3-8	1-4	3-5	2	6	8	3	3	10	3	1	1	0	0	0	0	0	0	16		
24	JaQualon "JQ" Roberts		12:18	1-2	0-0	0-1	0	2	2	1	1	2	0	1	0	1	0	0	0	0	0	-7		
21	Tasos Kamateros		11:59	1-1	1-1	1-1	0	1	1	1	1	4	0	0	0	0	0	0	0	0	0	6		
3	Paul Lewis		12:49	1-4	0-2	0-0	0	0	0	0	0	2	2	2	0	0	0	0	0	0	0	-3		
13	Malik Presley		10:49	0-1	0-1	0-0	1	1	2	1	0	0	1	0	0	0	0	0	0	0	0	0		
Team							0	3	3			0			1									
<b>Totals</b>				23-53	8-25	24-34	9	34	43	15	26	78	16	10	5	2	0	19						

Shooting By Period		
1 <sup>st</sup> FG%	9-25	36.0%
3PT%	4-14	28.6%
FT%	14-19	73.7%
2 <sup>nd</sup> FG%	14-28	50.0%
3PT%	4-11	36.4%
FT%	10-15	66.7%
GM FG%	23-53	43.4%
3PT%	8-25	32.0%
FT%	24-34	70.6%

Dead Ball Rebounds: 2, 0

Technical Fouls::NONE

	AAMU	Vandy
Biggest lead	5 (1 <sup>st</sup> 19:00)	21 (2 <sup>nd</sup> 2:32)
Best Scoring Run	5(1 <sup>st</sup> 19:00)	10(2 <sup>nd</sup> 11:20)
Lead Changes	3	
Times Tied	2	
Time with Lead	05:15	33:48

Points from	AAMU	Vandy
Turnovers	7	16
Paint	22	26
Second Chance	13	2
Fast Breaks	7	16
Bench	17	18

	Period by Period Scoring		
	1st	2nd	TOT
AAMU	29	30	59
Vandy	36	42	78



**Period 1**

**Quarter Starters:**

<b>Vandy</b>	0 Lawrence T	2 Lubin V	5 Manjon E	12 Taylor E	35 Lang C
<b>AAMU</b>	2 Peek O	4 Blackwell C	15 Smith D	22 Downey L	34 Williams E

Game Time	Vandy	Score	Diff	AAMU
20:00	35 LANG C jumpball lost			34 WILLIAMS E jumpball won
19:40		<b>0-2</b>	<b>-2</b>	15 SMITH D 2pt FG in the paint, driving layup made (2)
19:40				34 WILLIAMS E assist (1)
19:08	2 LUBIN V 3pt FG , jump shot missed			
19:06				15 SMITH D defensive rebound (1)
19:00		<b>0-5</b>	<b>-5</b>	2 PEEK O 3pt FG fast break, jump shot made (3)
19:00				4 BLACKWELL C assist (1)
18:44	12 TAYLOR E 3pt FG , jump shot made (3)	<b>3-5</b>	<b>-2</b>	
18:44	5 MANJON E assist (1)			
18:33				4 BLACKWELL C 2pt FG outside the paint, jump shot missed
18:32	2 LUBIN V defensive rebound (1)			
18:32	2 LUBIN V foul drawn (1)			22 DOWNEY L foul personal (1 - 1)
18:17	5 MANJON E turnover bad pass (1)			
18:06				2 PEEK O 2pt FG from turnover outside the paint, jump shot missed
18:03	2 LUBIN V defensive rebound (2)			
17:54	5 MANJON E 3pt FG , jump shot missed			
17:50				22 DOWNEY L defensive rebound (1)
17:43	35 LANG C foul shooting (1 - 1)			15 SMITH D foul drawn (1)
17:43		<b>3-6</b>	<b>-3</b>	15 SMITH D free throw 1 - 2 made (3)
17:43		<b>3-7</b>	<b>-4</b>	15 SMITH D free throw 2 - 2 made (4)
17:26	0 LAWRENCE T foul drawn (1)			22 DOWNEY L foul shooting (2 - 2)
17:26	0 LAWRENCE T free throw 1 - 2 made (1)	<b>4-7</b>	<b>-3</b>	
17:26				22 DOWNEY L substitution out
17:26				11 HARVELL A substitution in
17:26	0 LAWRENCE T free throw 2 - 2 made (2)	<b>5-7</b>	<b>-2</b>	
17:08				34 WILLIAMS E 2pt FG in the paint, hook shot missed
17:05	35 LANG C defensive rebound (1)			
17:00	12 TAYLOR E 3pt FG , jump shot missed			
16:59				defensive rebound (3)
16:52				2 PEEK O 2pt FG outside the paint, jump shot missed
16:48				15 SMITH D offensive rebound (2)
16:48		<b>5-9</b>	<b>-4</b>	15 SMITH D 2pt FG second chance in the paint, layup made (6)
16:42	0 LAWRENCE T foul drawn (2)			15 SMITH D foul personal (1 - 3)
16:30	5 MANJON E foul drawn (1)			11 HARVELL A foul personal (1 - 4)
16:24	0 LAWRENCE T 3pt FG , jump shot missed			
16:22	35 LANG C offensive rebound (2)			
16:17	0 LAWRENCE T foul drawn (3)			34 WILLIAMS E foul shooting (1 - 5)
16:17	0 LAWRENCE T free throw 1 - 2 made (3)	<b>6-9</b>	<b>-3</b>	
16:17	0 LAWRENCE T free throw 2 - 2 missed			
16:16				11 HARVELL A defensive rebound (1)
16:12	0 LAWRENCE T steal (1)			4 BLACKWELL C turnover lost ball (1)
16:06	0 LAWRENCE T 2pt FG fast break from turnover in the paint, dunk, made (5)	<b>8-9</b>	<b>-1</b>	



**Alabama A&M at Vanderbilt**

12/02/23 Memorial Gymnasium, Nashville, Tenn.  
Vanderbilt vs. Alabama A&M

**Game Time:** 4:00 PM  
**Game Duration:** 2:12  
**Attendance:** 5,468

**Officials:** Terry Oglesby, Steven Anderson, Chris Ford

Game Time	Vandy	Score	Diff	AAMU
16:06	5 MANJON E assist (2)			
15:59	5 MANJON E foul personal (1 - 2)			2 PEEK O foul drawn (1)
15:59	Timeout media			
15:39		<b>8-11</b>	<b>-3</b>	34 WILLIAMS E 2pt FG in the paint, layup made (2)
15:24	2 LUBIN V 2pt FG in the paint, layup made (2)	<b>10-11</b>	<b>-1</b>	
15:24	0 LAWRENCE T assist (1)			
15:02				34 WILLIAMS E 3pt FG , jump shot missed
15:00	0 LAWRENCE T defensive rebound (1)			
14:55	12 TAYLOR E 3pt FG fast break, jump shot made (6)	<b>13-11</b>	<b>2</b>	
14:55	0 LAWRENCE T assist (2)			
14:37				2 PEEK O 2pt FG in the paint, layup missed
14:30	2 LUBIN V defensive rebound (3)			
14:29	0 LAWRENCE T foul drawn (4)			4 BLACKWELL C foul personal (1 - 6)
14:29				2 PEEK O substitution out
14:29				4 BLACKWELL C substitution out
14:29				34 WILLIAMS E substitution out
14:29				0 RANDALL J substitution in
14:29				10 BRYANT A substitution in
14:29				30 TAVARES W substitution in
14:20	2 LUBIN V 3pt FG , jump shot missed			
14:17				30 TAVARES W defensive rebound (1)
14:06				11 HARVELL A 2pt FG in the paint, driving layup missed
14:02				30 TAVARES W offensive rebound (2)
14:02				30 TAVARES W 2pt FG second chance in the paint, layup missed
14:01	2 LUBIN V defensive rebound (4)			
13:56	12 TAYLOR E 3pt FG , jump shot missed			
13:56	35 LANG C offensive rebound (3)			
13:56	35 LANG C foul drawn (1)			11 HARVELL A foul personal (2 - 7)
13:56	12 TAYLOR E substitution out			
13:56	23 RIVERA-TORRES J substitution in			
13:56	35 LANG C 1&1 free throw 1 missed			
13:55	2 LUBIN V offensive rebound (5)			
13:51	0 LAWRENCE T 3pt FG second chance, jump shot missed			
13:48				10 BRYANT A defensive rebound (1)
13:44				15 SMITH D 2pt FG in the paint, driving layup missed
13:40				11 HARVELL A offensive rebound (2)
13:40		<b>13-13</b>	<b>0</b>	11 HARVELL A 2pt FG second chance in the paint, layup made (2)
13:14	35 LANG C foul drawn (2)			30 TAVARES W foul shooting (1 - 8)
13:14	35 LANG C free throw 1 - 2 made (1)	<b>14-13</b>	<b>1</b>	
13:14	2 LUBIN V substitution out			
13:14	24 ROBERTS J substitution in			
13:14				11 HARVELL A substitution out
13:14				13 OSBORNE D substitution in
13:14				15 SMITH D substitution out
13:14				12 MCLEAN D substitution in
13:14	35 LANG C free throw 2 - 2 missed			
13:13				30 TAVARES W defensive rebound (3)
12:55				12 MCLEAN D 3pt FG , jump shot missed



Official Basketball Play by Play - First Half  
**Alabama A&M at Vanderbilt**  
 12/02/23 Memorial Gymnasium, Nashville, Tenn.  
 Vanderbilt vs. Alabama A&M

**Game Time:** 4:00 PM  
**Game Duration:** 2:12  
**Attendance:** 5,468

**Officials:** Terry Oglesby, Steven Anderson, Chris Ford

Game Time	Vandy	Score	Diff	AAMU
12:53	35 LANG C defensive rebound (4)			
12:41	0 LAWRENCE T turnover bad pass (1)			
12:41	35 LANG C substitution out			
12:41	21 KAMATEROS T substitution in			
12:11				12 MCLEAN D 3pt FG from turnover, jump shot missed
12:09	23 RIVERA-TORRES J defensive rebound (1)			
12:04	0 LAWRENCE T foul drawn (5)			12 MCLEAN D foul shooting (1 - 9)
12:04	0 LAWRENCE T free throw fast break 1 - 2 made (6)	<b>15-13</b>	<b>2</b>	
12:04	5 MANJON E substitution out			
12:04	3 LEWIS P substitution in			
12:04	0 LAWRENCE T free throw fast break 2 - 2 missed			
12:03				30 TAVARES W defensive rebound (4)
11:44	23 RIVERA-TORRES J foul shooting (1 - 3)			13 OSBORNE D foul drawn (1)
11:44	Timeout media			
11:44	0 LAWRENCE T substitution out			
11:44	13 PRESLEY M substitution in			
11:44		<b>15-14</b>	<b>1</b>	13 OSBORNE D free throw 1 - 2 made (1)
11:44				13 OSBORNE D free throw 2 - 2 missed
11:43	23 RIVERA-TORRES J defensive rebound (2)			
11:17	3 LEWIS P 3pt FG , jump shot missed			
11:15				30 TAVARES W defensive rebound (5)
10:54		<b>15-17</b>	<b>-2</b>	10 BRYANT A 3pt FG , jump shot made (3)
10:54				12 MCLEAN D assist (1)
10:24	23 RIVERA-TORRES J 3pt FG , jump shot made (3)	<b>18-17</b>	<b>1</b>	
10:24	3 LEWIS P assist (1)			
10:13				12 MCLEAN D 3pt FG , jump shot missed
10:11	23 RIVERA-TORRES J defensive rebound (3)			
10:08	24 ROBERTS J 2pt FG fast break in the paint, dunk, made (2)	<b>20-17</b>	<b>3</b>	
10:08	13 PRESLEY M assist (1)			
09:51				0 RANDALL J 2pt FG outside the paint, jump shot missed
09:51				offensive rebound (13)
09:51	13 PRESLEY M foul personal (1 - 4)			13 OSBORNE D foul drawn (2)
09:51				0 RANDALL J substitution out
09:51				12 MCLEAN D substitution out
09:51				4 BLACKWELL C substitution in
09:51				15 SMITH D substitution in
09:34				10 BRYANT A 3pt FG second chance, jump shot missed
09:32	23 RIVERA-TORRES J defensive rebound (4)			
09:28	24 ROBERTS J 2pt FG in the paint, driving layup missed			
09:27				defensive rebound (14)
09:27				10 BRYANT A substitution out
09:27				24 LEE E substitution in
08:56				15 SMITH D 3pt FG , jump shot missed
08:55				24 LEE E offensive rebound (1)
08:55	23 RIVERA-TORRES J foul personal (2 - 5)			24 LEE E foul drawn (1)
08:55	23 RIVERA-TORRES J substitution out			
08:55	0 LAWRENCE T substitution in			
08:42				15 SMITH D 2pt FG second chance outside the paint, jump shot missed



Official Basketball Play by Play - First Half

**Alabama A&M at Vanderbilt**

12/02/23 Memorial Gymnasium, Nashville, Tenn.  
Vanderbilt vs. Alabama A&M

**Game Time:** 4:00 PM  
**Game Duration:** 2:12  
**Attendance:** 5,468

**Officials:** Terry Oglesby, Steven Anderson, Chris Ford

Game Time	Vandy	Score	Diff	AAMU
08:40	defensive rebound (15)			
08:32	24 ROBERTS J turnover lost ball (1)			4 BLACKWELL C steal (1)
08:27				4 BLACKWELL C 2pt FG from turnover in the paint, layup blocked
08:27	24 ROBERTS J block (1)			
08:27				offensive rebound (16)
08:27	3 LEWIS P substitution out			
08:27	5 MANJON E substitution in			
08:26		<b>20-19</b>	<b>1</b>	15 SMITH D 2pt FG from turnover second chance in the paint, driving layup made (8)
08:26				4 BLACKWELL C assist (2)
08:26	5 MANJON E foul shooting (2 - 6)			15 SMITH D foul drawn (2)
08:26		<b>20-20</b>	<b>0</b>	15 SMITH D free throw 1 - 1 made (9)
08:15	5 MANJON E foul drawn (2)			4 BLACKWELL C foul personal (2 - 10)
08:15	5 MANJON E free throw 1 - 2 missed			
08:15	offensive dead ball rebound (1)			
08:15				4 BLACKWELL C substitution out
08:15				10 BRYANT A substitution in
08:15	5 MANJON E free throw 2 - 2 made (1)	<b>21-20</b>	<b>1</b>	
08:15				30 TAVARES W substitution out
08:15				2 PEEK O substitution in
07:56				2 PEEK O 2pt FG in the paint, layup missed
07:55	0 LAWRENCE T defensive rebound (2)			
07:55	0 LAWRENCE T foul drawn (6)			15 SMITH D foul personal (2 - 11)
07:55	Timeout media			
07:55	24 ROBERTS J substitution out			
07:55	2 LUBIN V substitution in			
07:55				15 SMITH D substitution out
07:55				5 RILEY L substitution in
07:55	0 LAWRENCE T free throw 1 - 2 made (7)	<b>22-20</b>	<b>2</b>	
07:55	0 LAWRENCE T free throw 2 - 2 made (8)	<b>23-20</b>	<b>3</b>	
07:35				10 BRYANT A 2pt FG in the paint, driving layup missed
07:33	21 KAMATEROS T defensive rebound (1)			
07:08	5 MANJON E 2pt FG in the paint, driving layup missed			
07:04				13 OSBORNE D defensive rebound (1)
07:01				5 RILEY L 3pt FG , jump shot missed
07:00	defensive rebound (18)			
07:00	13 PRESLEY M substitution out			
07:00	21 KAMATEROS T substitution out			
07:00	12 TAYLOR E substitution in			
07:00	35 LANG C substitution in			
07:00				13 OSBORNE D substitution out
07:00				24 LEE E substitution out
07:00				23 MOODIE C substitution in
07:00				34 WILLIAMS E substitution in
06:44	5 MANJON E 3pt FG , jump shot missed			
06:41				5 RILEY L defensive rebound (1)
06:14				34 WILLIAMS E 2pt FG in the paint, layup missed
06:11	35 LANG C defensive rebound (5)			



**Officials:** Terry Oglesby, Steven Anderson, Chris Ford

Game Time	Vandy	Score	Diff	AAMU
05:59	35 LANG C 2pt FG outside the paint, step back jump shot missed			
05:56				34 WILLIAMS E defensive rebound (1)
05:51	5 MANJON E steal (1)			10 BRYANT A turnover bad pass (1)
05:47	5 MANJON E 2pt FG fast break from turnover in the paint, driving layup made (3)	<b>25-20</b>	<b>5</b>	
05:17				23 MOODIE C 2pt FG in the paint, layup missed
05:13				23 MOODIE C offensive rebound (1)
05:13				23 MOODIE C 2pt FG second chance in the paint, layup missed
05:11	2 LUBIN V defensive rebound (6)			
05:04	2 LUBIN V 3pt FG , jump shot made (5)	<b>28-20</b>	<b>8</b>	
05:04	5 MANJON E assist (3)			
04:42				10 BRYANT A substitution out
04:42				24 LEE E substitution in
04:32	35 LANG C foul shooting (2 - 7)			34 WILLIAMS E foul drawn (1)
04:32		<b>28-21</b>	<b>7</b>	34 WILLIAMS E free throw 1 - 2 made (3)
04:32				5 RILEY L substitution out
04:32				0 RANDALL J substitution in
04:32		<b>28-22</b>	<b>6</b>	34 WILLIAMS E free throw 2 - 2 made (4)
04:13	12 TAYLOR E foul drawn (1)			23 MOODIE C foul shooting (1 - 12)
04:13	12 TAYLOR E free throw 1 - 2 made (7)	<b>29-22</b>	<b>7</b>	
04:13	5 MANJON E substitution out			
04:13	3 LEWIS P substitution in			
04:13	12 TAYLOR E free throw 2 - 2 made (8)	<b>30-22</b>	<b>8</b>	
03:46				2 PEEK O turnover out of bounds (1)
03:46	Timeout media			
03:46				24 LEE E substitution out
03:46				5 RILEY L substitution in
03:31	12 TAYLOR E foul drawn (2)			0 RANDALL J foul personal (1 - 13)
03:31	12 TAYLOR E free throw 1 - 2 made (9)	<b>31-22</b>	<b>9</b>	
03:31	12 TAYLOR E free throw 2 - 2 made (10)	<b>32-22</b>	<b>10</b>	
03:20	2 LUBIN V foul drawn (2)			23 MOODIE C foul offensive (2 - 14)
03:20				23 MOODIE C turnover offensive (1)
03:04	3 LEWIS P turnover lost ball (1)			0 RANDALL J steal (1)
02:59	12 TAYLOR E foul drawn (3)			0 RANDALL J foul offensive (2 - 15)
02:59				0 RANDALL J turnover offensive (1)
02:35	2 LUBIN V 2pt FG from turnover outside the paint, jump shot missed			
02:31				5 RILEY L defensive rebound (2)
02:30	35 LANG C steal (1)			5 RILEY L turnover bad pass (1)
02:26	2 LUBIN V foul drawn (3)			34 WILLIAMS E foul shooting (2 - 16)
02:26	2 LUBIN V free throw 1 - 2 made (6)	<b>33-22</b>	<b>11</b>	
02:26	2 LUBIN V free throw 2 - 2 made (7)	<b>34-22</b>	<b>12</b>	
02:26	2 LUBIN V substitution out			
02:26	24 ROBERTS J substitution in			
02:26				34 WILLIAMS E substitution out
02:26				30 TAVARES W substitution in
02:08				2 PEEK O 2pt FG in the paint, driving layup missed
02:05	defensive rebound (21)			
01:56	12 TAYLOR E 2pt FG outside the paint, jump shot missed			



Official Basketball Play by Play - First Half

**Alabama A&M at Vanderbilt**

12/02/23 Memorial Gymnasium, Nashville, Tenn.

Vanderbilt vs. Alabama A&M

**Game Time:** 4:00 PM

**Game Duration:** 2:12

**Attendance:** 5,468

**Officials:** Terry Oglesby, Steven Anderson, Chris Ford

Game Time	Vandy	Score	Diff	AAMU
01:53				2 PEEK O defensive rebound (1)
01:47		<b>34-24</b>	<b>10</b>	0 RANDALL J 2pt FG in the paint, driving layup made (2)
01:47				2 PEEK O assist (1)
01:29	12 TAYLOR E turnover travel (1)			
01:29				Timeout 30 Sec
01:18				5 RILEY L 3pt FG from turnover, jump shot missed
01:16	0 LAWRENCE T defensive rebound (3)			
00:52	3 LEWIS P 2pt FG in the paint, jump shot made (2)	<b>36-24</b>	<b>12</b>	
00:41		<b>36-26</b>	<b>10</b>	2 PEEK O 2pt FG outside the paint, jump shot made (5)
00:23	12 TAYLOR E 3pt FG , jump shot missed			
00:20	35 LANG C offensive rebound (6)			
00:18	12 TAYLOR E 2pt FG second chance in the paint, driving layup missed			
00:15				23 MOODIE C defensive rebound (2)
00:01		<b>36-29</b>	<b>7</b>	2 PEEK O 3pt FG , jump shot made (8)
<b>END OF PERIOD</b>				
<b>Vandy 36-29 AAMU</b>				



Officials: Terry Oglesby, Steven Anderson, Chris Ford

Alabama A&M - 29

NO.	Name	Min	FG			3P			FT			Rebounds			Fouls		TP	AS	TO	ST	Blocks		+/-
			M-A	M-A	M-A	OR	DR	TOT	PF	FD	BS	BA											
2	Omari Peek	F 13:46	3-8	2-2	0-0	0	1	1	0	1	8	1	1	0	0	0	0	0	0	0	0	-8	
34	EJ Williams	C 10:05	1-4	0-1	2-2	0	1	1	2	1	4	1	0	0	0	0	0	0	0	0	0	-11	
4	Caleb Blackwell	G 07:07	0-2	0-0	0-0	0	0	0	2	0	0	2	1	1	0	1	0	1	0	1	1		
15	Dailin Smith	G 08:42	3-6	0-1	3-3	1	1	2	2	2	9	0	0	0	0	0	0	0	0	0	1		
22	Lorenzo Downey	G 02:34	0-0	0-0	0-0	0	1	1	2	0	0	0	0	0	0	0	0	0	0	0	3		
11	Austin Harvell	04:12	1-2	0-0	0-0	1	1	2	2	0	2	0	0	0	0	0	0	0	0	0	-4		
0	Jayland Randall	09:10	1-2	0-0	0-0	0	0	0	2	0	2	0	1	1	0	0	0	0	0	0	-1		
10	AC Bryant	08:35	1-3	1-2	0-0	0	1	1	0	0	3	0	1	0	0	0	0	0	0	0	-9		
30	William Tavares	08:40	0-1	0-0	0-0	1	4	5	1	0	0	0	0	0	0	0	0	0	0	0	6		
12	Dylan Mclean	03:23	0-3	0-3	0-0	0	0	0	1	0	0	1	0	0	0	0	0	0	0	0	-2		
13	Darius Osborne	06:14	0-0	0-0	1-2	0	1	1	0	2	1	0	0	0	0	0	0	0	0	0	-2		
24	Eric Lee	03:23	0-0	0-0	0-0	1	0	1	0	1	0	0	0	0	0	0	0	0	0	0	0		
5	London Riley	07:09	0-2	0-2	0-0	0	2	2	0	0	0	0	1	0	0	0	0	0	0	0	-5		
23	Chad Moodie	07:00	0-2	0-0	0-0	1	1	2	2	0	0	0	1	0	0	0	0	0	0	0	-4		
Team											2	2	4		0		0						
<b>Totals</b>			10-35	3-11	6-7	7	16	23	16	7	29	5	6	2	0	1						-7	

Shooting By Period		
1st FG%	10-35	28.6%
3PT%	3-11	27.3%
FT%	6-7	85.7%
GM FG%	10-35	28.6%
3PT%	3-11	27.3%
FT%	6-7	85.7%

Dead Ball Rebounds: 0, 0

Technical Fouls::NONE

Vanderbilt - 36

NO.	Name	Min	FG			3P			FT			Rebounds			Fouls		TP	AS	TO	ST	Blocks		+/-
			M-A	M-A	M-A	OR	DR	TOT	PF	FD	BS	BA											
2	Ven-Allen Lubin	F 12:15	2-5	1-3	2-2	1	5	6	0	3	7	0	0	0	0	0	0	0	0	0	0	12	
35	Carter Lang	F 14:19	0-1	0-0	1-3	3	3	6	2	2	1	0	0	1	0	0	0	0	0	0	5		
0	Tyrin Lawrence	G 17:11	1-3	0-2	6-8	0	3	3	0	6	8	2	1	1	0	0	0	0	0	0	6		
5	Ezra Manjon	G 12:10	1-4	0-2	1-2	0	0	0	2	2	3	3	1	1	0	0	0	0	0	0	6		
12	Evan Taylor	G 13:04	2-7	2-5	4-4	0	0	0	0	3	10	0	1	0	0	0	0	0	0	0	6		
23	Jason Rivera-Torres	05:01	1-1	1-1	0-0	0	4	4	2	0	3	0	0	0	0	0	0	0	0	0	1		
24	JaQualon "JQ" Roberts	07:45	1-2	0-0	0-0	0	0	0	0	0	2	0	1	0	1	0	0	0	0	0	-5		
21	Tasos Kamateros	05:41	0-0	0-0	0-0	0	1	1	0	0	0	0	0	0	0	0	0	0	0	0	2		
3	Paul Lewis	07:50	1-2	0-1	0-0	0	0	0	0	0	2	1	1	0	0	0	0	0	0	0	1		
13	Malik Presley	04:44	0-0	0-0	0-0	0	0	0	1	0	0	1	0	0	0	0	0	0	0	0	1		
Team											0	3	3		0		0						
<b>Totals</b>			9-25	4-14	14-19	4	19	23	7	16	36	7	5	3	1	0	7					7	

Shooting By Period		
1st FG%	9-25	36.0%
3PT%	4-14	28.6%
FT%	14-19	73.7%
GM FG%	9-25	36.0%
3PT%	4-14	28.6%
FT%	14-19	73.7%

Dead Ball Rebounds: 1, 0

Technical Fouls::NONE

	AAMU	Vandy	Points from		Period by Period Scoring				
Biggest lead	5 (1 <sup>st</sup> 19:00)	12 (1 <sup>st</sup> 2:26)	Turnovers	3	8	AAMU	29	30	59
Best Scoring Run	5(1 <sup>st</sup> 19:00)	8(1 <sup>st</sup> 5:04)	Paint	12	10				
Lead Changes	3		Second Chance	7	1	Vandy	36	42	78
Times Tied	2		Fast Breaks	3	10				
Time with Lead	05:15	13:48	Bench	8	7				





**Period 2**

**Quarter Starters:**

<b>Vandy</b>	0 Lawrence T	2 Lubin V	5 Manjon E	12 Taylor E	35 Lang C
<b>AAMU</b>	2 Peek O	4 Blackwell C	15 Smith D	22 Downey L	34 Williams E

Game Time	Vandy	Score	Diff	AAMU
20:00	3 LEWIS P substitution out			
20:00	24 ROBERTS J substitution out			
20:00	2 LUBIN V substitution in			
20:00	5 MANJON E substitution in			
20:00				0 RANDALL J substitution out
20:00				5 RILEY L substitution out
20:00				23 MOODIE C substitution out
20:00				30 TAVARES W substitution out
20:00				4 BLACKWELL C substitution in
20:00				15 SMITH D substitution in
20:00				22 DOWNEY L substitution in
20:00				34 WILLIAMS E substitution in
19:41	0 LAWRENCE T 2pt FG in the paint, driving layup made (10)	<b>38-29</b>	<b>9</b>	
19:20	2 LUBIN V foul shooting (1 - 1)			34 WILLIAMS E foul drawn (2)
19:20		<b>38-30</b>	<b>8</b>	34 WILLIAMS E free throw 1 - 2 made (5)
19:20		<b>38-31</b>	<b>7</b>	34 WILLIAMS E free throw 2 - 2 made (6)
18:55	2 LUBIN V 3pt FG , jump shot missed			
18:52				2 PEEK O defensive rebound (2)
18:28		<b>38-34</b>	<b>4</b>	2 PEEK O 3pt FG , jump shot made (11)
18:28				4 BLACKWELL C assist (3)
18:08	0 LAWRENCE T 2pt FG outside the paint, jump shot missed			
18:06				34 WILLIAMS E defensive rebound (2)
18:02				22 DOWNEY L 3pt FG , jump shot missed
17:58	35 LANG C defensive rebound (7)			
17:42	35 LANG C turnover travel (1)			
17:21				22 DOWNEY L 3pt FG from turnover, jump shot missed
17:19	5 MANJON E defensive rebound (1)			
17:09	35 LANG C 2pt FG in the paint, layup made (3)	<b>40-34</b>	<b>6</b>	
17:09	5 MANJON E assist (4)			
17:09	35 LANG C foul drawn (3)			22 DOWNEY L foul shooting (3 - 1)
17:09	35 LANG C free throw 1 - 1 missed			
17:08				22 DOWNEY L defensive rebound (2)
16:53	35 LANG C foul personal (3 - 2)			34 WILLIAMS E foul drawn (3)
16:50	2 LUBIN V foul shooting (2 - 3)			22 DOWNEY L foul drawn (1)
16:50		<b>40-35</b>	<b>5</b>	22 DOWNEY L free throw 1 - 2 made (1)
16:50		<b>40-36</b>	<b>4</b>	22 DOWNEY L free throw 2 - 2 made (2)
16:28	2 LUBIN V 2pt FG in the paint, jump shot made (9)	<b>42-36</b>	<b>6</b>	
16:08	35 LANG C foul shooting (4 - 4)			34 WILLIAMS E foul drawn (4)
16:08		<b>42-37</b>	<b>5</b>	34 WILLIAMS E free throw 1 - 2 made (7)
16:08	35 LANG C substitution out			
16:08	21 KAMATEROS T substitution in			
16:08		<b>42-38</b>	<b>4</b>	34 WILLIAMS E free throw 2 - 2 made (8)
16:08				34 WILLIAMS E substitution out



**Alabama A&M at Vanderbilt**

12/02/23 Memorial Gymnasium, Nashville, Tenn.  
Vanderbilt vs. Alabama A&M

**Game Time:** 4:00 PM  
**Game Duration:** 2:12  
**Attendance:** 5,468

**Officials:** Terry Oglesby, Steven Anderson, Chris Ford

Game Time	Vandy	Score	Diff	AAMU
16:08				13 OSBORNE D substitution in
15:50	0 LAWRENCE T 2pt FG in the paint, driving layup made (12)	<b>44-38</b>	<b>6</b>	
15:39		<b>44-40</b>	<b>4</b>	4 BLACKWELL C 2pt FG outside the paint, step back jump shot made (2)
15:14	0 LAWRENCE T foul drawn (7)			15 SMITH D foul shooting (3 - 2)
15:14				Timeout media
15:14	12 TAYLOR E substitution out			
15:14	23 RIVERA-TORRES J substitution in			
15:14	0 LAWRENCE T free throw 1 - 2 made (13)	<b>45-40</b>	<b>5</b>	
15:14	0 LAWRENCE T free throw 2 - 2 made (14)	<b>46-40</b>	<b>6</b>	
14:52				22 DOWNEY L 2pt FG in the paint, driving layup missed
14:48				15 SMITH D offensive rebound (3)
14:46				15 SMITH D 2pt FG second chance in the paint, layup missed
14:44	2 LUBIN V defensive rebound (7)			
14:40	23 RIVERA-TORRES J 2pt FG in the paint, driving layup missed			
14:36				13 OSBORNE D defensive rebound (2)
14:33		<b>46-42</b>	<b>4</b>	15 SMITH D 2pt FG fast break in the paint, driving layup made (11)
14:13	23 RIVERA-TORRES J foul drawn (1)			4 BLACKWELL C foul personal (3 - 3)
14:03	21 KAMATEROS T 3pt FG , jump shot made (3)	<b>49-42</b>	<b>7</b>	
14:03	5 MANJON E assist (5)			
14:03	21 KAMATEROS T foul drawn (1)			2 PEEK O foul shooting (1 - 4)
14:03	21 KAMATEROS T free throw 1 - 1 made (4)	<b>50-42</b>	<b>8</b>	
13:36				15 SMITH D 2pt FG in the paint, layup blocked
13:36	2 LUBIN V block (1)			
13:32	5 MANJON E defensive rebound (2)			
13:28	23 RIVERA-TORRES J foul drawn (2)			2 PEEK O foul shooting (2 - 5)
13:28	23 RIVERA-TORRES J free throw 1 - 3 made (4)	<b>51-42</b>	<b>9</b>	
13:28	23 RIVERA-TORRES J free throw 2 - 3 missed			
13:28	offensive dead ball rebound (2)			
13:28	0 LAWRENCE T substitution out			
13:28	2 LUBIN V substitution out			
13:28	13 PRESLEY M substitution in			
13:28	24 ROBERTS J substitution in			
13:28				2 PEEK O substitution out
13:28				15 SMITH D substitution out
13:28				22 DOWNEY L substitution out
13:28				0 RANDALL J substitution in
13:28				24 LEE E substitution in
13:28				30 TAVARES W substitution in
13:28	23 RIVERA-TORRES J free throw 3 - 3 made (5)	<b>52-42</b>	<b>10</b>	
13:13	5 MANJON E steal (2)			0 RANDALL J turnover lost ball (2)
13:07	5 MANJON E foul drawn (3)			0 RANDALL J foul shooting (3 - 6)
13:07	5 MANJON E free throw fast break 1 - 2 made (4)	<b>53-42</b>	<b>11</b>	
13:07	5 MANJON E free throw fast break 2 - 2 made (5)	<b>54-42</b>	<b>12</b>	
12:57				13 OSBORNE D 3pt FG , jump shot missed
12:57	24 ROBERTS J defensive rebound (1)			
12:56	24 ROBERTS J foul drawn (1)			30 TAVARES W foul personal (2 - 7)
12:56	24 ROBERTS J 1&1 free throw 1 missed			
12:54				30 TAVARES W defensive rebound (6)



**Alabama A&M at Vanderbilt**

12/02/23 Memorial Gymnasium, Nashville, Tenn.  
Vanderbilt vs. Alabama A&M

**Game Time:** 4:00 PM  
**Game Duration:** 2:12  
**Attendance:** 5,468

**Officials:** Terry Oglesby, Steven Anderson, Chris Ford

Game Time	Vandy	Score	Diff	AAMU
12:53				4 BLACKWELL C substitution out
12:53				10 BRYANT A substitution in
12:34				30 TAVARES W 3pt FG , jump shot missed
12:32	5 MANJON E defensive rebound (3)			
12:26	23 RIVERA-TORRES J 3pt FG , jump shot missed			
12:23				0 RANDALL J defensive rebound (1)
12:22				0 RANDALL J turnover travel (3)
12:22	5 MANJON E substitution out			
12:22	3 LEWIS P substitution in			
12:22				30 TAVARES W substitution out
12:22				23 MOODIE C substitution in
12:08	3 LEWIS P turnover bad pass (2)			13 OSBORNE D steal (1)
11:46				0 RANDALL J 2pt FG from turnover in the paint, layup missed
11:44	24 ROBERTS J defensive rebound (2)			
11:20	23 RIVERA-TORRES J 2pt FG outside the paint, jump shot made (7)	<b>56-42</b>	<b>14</b>	
11:10		<b>56-44</b>	<b>12</b>	23 MOODIE C 2pt FG in the paint, driving layup made (2)
11:10	21 KAMATEROS T foul shooting (1 - 5)			23 MOODIE C foul drawn (1)
11:10	Timeout media			
11:10				0 RANDALL J substitution out
11:10				12 MCLEAN D substitution in
11:10		<b>56-45</b>	<b>11</b>	23 MOODIE C free throw 1 - 1 made (3)
10:39	turnover shot clock (8)			
10:16		<b>56-47</b>	<b>9</b>	10 BRYANT A 2pt FG from turnover in the paint, driving layup made (5)
09:51	13 PRESLEY M 3pt FG , jump shot missed			
09:50	23 RIVERA-TORRES J offensive rebound (5)			
09:50	23 RIVERA-TORRES J foul drawn (3)			12 MCLEAN D foul personal (2 - 8)
09:50	21 KAMATEROS T substitution out			
09:50	24 ROBERTS J substitution out			
09:50	2 LUBIN V substitution in			
09:50	35 LANG C substitution in			
09:50	23 RIVERA-TORRES J 1&1 free throw 1 made (8)	<b>57-47</b>	<b>10</b>	
09:50	23 RIVERA-TORRES J 1&1 free throw 2 missed			
09:49				23 MOODIE C defensive rebound (3)
09:37				23 MOODIE C 2pt FG in the paint, layup missed
09:33				24 LEE E offensive rebound (2)
09:33		<b>57-49</b>	<b>8</b>	24 LEE E 2pt FG second chance in the paint, layup made (2)
09:04	23 RIVERA-TORRES J 2pt FG outside the paint, jump shot made (10)	<b>59-49</b>	<b>10</b>	
09:04	3 LEWIS P assist (2)			
08:46				10 BRYANT A 3pt FG , jump shot missed
08:43	13 PRESLEY M defensive rebound (1)			
08:37	3 LEWIS P 2pt FG outside the paint, jump shot missed			
08:34	13 PRESLEY M offensive rebound (2)			
08:31	23 RIVERA-TORRES J 3pt FG second chance, jump shot missed			
08:27	2 LUBIN V offensive rebound (8)			
08:27	2 LUBIN V 2pt FG second chance in the paint, layup missed			
08:25				23 MOODIE C defensive rebound (4)



**Alabama A&M at Vanderbilt**

12/02/23 Memorial Gymnasium, Nashville, Tenn.  
Vanderbilt vs. Alabama A&M

**Game Time:** 4:00 PM  
**Game Duration:** 2:12  
**Attendance:** 5,468

**Officials:** Terry Oglesby, Steven Anderson, Chris Ford

Game Time	Vandy	Score	Diff	AAMU
08:18	3 LEWIS P substitution out			
08:18	13 PRESLEY M substitution out			
08:18	0 LAWRENCE T substitution in			
08:18	5 MANJON E substitution in			
08:18				24 LEE E substitution out
08:18				5 RILEY L substitution in
08:18				Timeout 30 Sec
08:18	Timeout media			
08:05				13 OSBORNE D 2pt FG outside the paint, jump shot missed
08:02	23 RIVERA-TORRES J defensive rebound (6)			
07:47	Timeout media			
07:47				23 MOODIE C substitution out
07:47				34 WILLIAMS E substitution in
07:42	0 LAWRENCE T 2pt FG in the paint, layup made (16)	<b>61-49</b>	<b>12</b>	
07:42	5 MANJON E assist (6)			
07:26				34 WILLIAMS E 2pt FG in the paint, hook shot missed
07:22				10 BRYANT A offensive rebound (2)
07:13	23 RIVERA-TORRES J foul shooting (3 - 6)			10 BRYANT A foul drawn (1)
07:13		<b>61-50</b>	<b>11</b>	10 BRYANT A free throw 1 - 2 made (6)
07:13				12 MCLEAN D substitution out
07:13				34 WILLIAMS E substitution out
07:13				15 SMITH D substitution in
07:13				22 DOWNEY L substitution in
07:13		<b>61-51</b>	<b>10</b>	10 BRYANT A free throw 2 - 2 made (7)
07:13				10 BRYANT A substitution out
07:13				2 PEEK O substitution in
06:55	2 LUBIN V 3pt FG , jump shot made (12)	<b>64-51</b>	<b>13</b>	
06:55	23 RIVERA-TORRES J assist (1)			
06:31				2 PEEK O 2pt FG in the paint, layup missed
06:29	2 LUBIN V defensive rebound (9)			
06:13	0 LAWRENCE T 3pt FG , jump shot missed			
06:11				2 PEEK O defensive rebound (3)
06:08				15 SMITH D turnover lost ball (1)
06:02	35 LANG C 2pt FG fast break from turnover in the paint, dunk, made (5)	<b>66-51</b>	<b>15</b>	
06:02	23 RIVERA-TORRES J assist (2)			
05:55				2 PEEK O turnover bad pass (2)
05:55	Timeout 60 Sec			
05:55				13 OSBORNE D substitution out
05:55				4 BLACKWELL C substitution in
05:44	2 LUBIN V foul drawn (4)			22 DOWNEY L foul personal (4 - 9)
05:44	2 LUBIN V 1&1 free throw 1 missed			
05:43				22 DOWNEY L defensive rebound (3)
05:31				15 SMITH D 2pt FG in the paint, driving layup missed
05:29	35 LANG C defensive rebound (8)			
05:24	0 LAWRENCE T 3pt FG , jump shot made (19)	<b>69-51</b>	<b>18</b>	
05:24	5 MANJON E assist (7)			
05:09				22 DOWNEY L 3pt FG , jump shot missed
05:07				22 DOWNEY L offensive rebound (4)



**Alabama A&M at Vanderbilt**

12/02/23 Memorial Gymnasium, Nashville, Tenn.  
Vanderbilt vs. Alabama A&M

**Game Time:** 4:00 PM  
**Game Duration:** 2:12  
**Attendance:** 5,468

**Officials:** Terry Oglesby, Steven Anderson, Chris Ford

Game Time	Vandy	Score	Diff	AAMU
05:05	35 LANG C foul shooting (5 - 7)			22 DOWNEY L foul drawn (2)
05:05	35 LANG C substitution out			
05:05	12 TAYLOR E substitution in			
05:05		<b>69-52</b>	<b>17</b>	22 DOWNEY L free throw 1 - 2 made (3)
05:05		<b>69-53</b>	<b>16</b>	22 DOWNEY L free throw 2 - 2 made (4)
04:39	5 MANJON E 2pt FG outside the paint, turnaround jump shot missed			
04:35	23 RIVERA-TORRES J offensive rebound (7)			
04:35	23 RIVERA-TORRES J 2pt FG second chance in the paint, layup missed			
04:34	12 TAYLOR E offensive rebound (1)			
04:34	12 TAYLOR E 2pt FG second chance in the paint, layup missed			
04:32				2 PEEK O defensive rebound (4)
04:29		<b>69-55</b>	<b>14</b>	2 PEEK O 2pt FG fast break in the paint, driving layup made (13)
04:29				4 BLACKWELL C assist (4)
04:07	0 LAWRENCE T turnover bad pass (2)			
04:07				5 RILEY L substitution out
04:07				22 DOWNEY L substitution out
04:07				23 MOODIE C substitution in
04:07				34 WILLIAMS E substitution in
03:57				2 PEEK O 3pt FG from turnover, pull up jump shot missed
03:54	0 LAWRENCE T defensive rebound (4)			
03:29	5 MANJON E 3pt FG , jump shot made (8)	<b>72-55</b>	<b>17</b>	
03:29	12 TAYLOR E assist (1)			
03:12				4 BLACKWELL C 3pt FG , jump shot missed
03:10				2 PEEK O offensive rebound (5)
03:06	23 RIVERA-TORRES J steal (1)			2 PEEK O turnover lost ball (3)
03:02	5 MANJON E 2pt FG fast break from turnover in the paint, alleyoop made (10)	<b>74-55</b>	<b>19</b>	
03:02	23 RIVERA-TORRES J assist (3)			
02:56				Timeout 30 Sec
02:56				Timeout media
02:56				2 PEEK O substitution out
02:56				5 RILEY L substitution in
02:34				15 SMITH D turnover lost ball (2)
02:32	2 LUBIN V foul drawn (5)			34 WILLIAMS E foul personal (3 - 10)
02:32	2 LUBIN V free throw 1 - 2 made (13)	<b>75-55</b>	<b>20</b>	
02:32	2 LUBIN V free throw 2 - 2 made (14)	<b>76-55</b>	<b>21</b>	
02:11		<b>76-57</b>	<b>19</b>	34 WILLIAMS E 2pt FG outside the paint, jump shot made (10)
02:11				4 BLACKWELL C assist (5)
02:10				Timeout 30 Sec
02:10				15 SMITH D substitution out
02:10				0 RANDALL J substitution in
01:47	5 MANJON E 2pt FG in the paint, step back jump shot made (12)	<b>78-57</b>	<b>21</b>	
01:28				4 BLACKWELL C 3pt FG , jump shot missed
01:26	2 LUBIN V defensive rebound (10)			
01:10	23 RIVERA-TORRES J 3pt FG , jump shot missed			
01:08				4 BLACKWELL C defensive rebound (1)
00:59				23 MOODIE C 2pt FG in the paint, jump shot missed



Official Basketball Play by Play - Second Half

**Alabama A&M at Vanderbilt**

12/02/23 Memorial Gymnasium, Nashville, Tenn.

Vanderbilt vs. Alabama A&M

**Game Time:** 4:00 PM

**Game Duration:** 2:12

**Attendance:** 5,468

**Officials:** Terry Oglesby, Steven Anderson, Chris Ford

Game Time	Vandy	Score	Diff	AAMU
00:57	23 RIVERA-TORRES J defensive rebound (8)			
00:54	0 LAWRENCE T substitution out			
00:54	2 LUBIN V substitution out			
00:54	5 MANJON E substitution out			
00:54	3 LEWIS P substitution in			
00:54	13 PRESLEY M substitution in			
00:54	24 ROBERTS J substitution in			
00:54				4 BLACKWELL C substitution out
00:54				10 BRYANT A substitution in
00:42	3 LEWIS P 3pt FG , jump shot missed			
00:36				0 RANDALL J defensive rebound (2)
00:33				10 BRYANT A 2pt FG in the paint, driving layup missed
00:31	12 TAYLOR E defensive rebound (2)			
00:22	23 RIVERA-TORRES J turnover lost ball (1)			10 BRYANT A steal (1)
00:16	24 ROBERTS J foul personal (1 - 8)			34 WILLIAMS E foul drawn (5)
00:16		<b>78-58</b>	<b>20</b>	34 WILLIAMS E 1&1 free throw 1 made (11)
00:16		<b>78-59</b>	<b>19</b>	34 WILLIAMS E 1&1 free throw 2 made (12)
<b>END OF GAME</b>				
<b>Vandy 78-59 AAMU</b>				



**Alabama A&M at Vanderbilt**

12/02/23 Memorial Gymnasium, Nashville, Tenn.  
Vanderbilt vs. Alabama A&M

Game Time: 4:00 PM  
Game Duration: 2:12  
Attendance: 5,468

Officials: Terry Oglesby, Steven Anderson, Chris Ford

**Alabama A&M - 30**

NO.	Name	Min	FG			Rebounds			Fouls		TP	AS	TO	ST	Blocks		+/-
			M-A	M-A	M-A	OR	DR	TOT	PF	FD					BS	BA	
2	Omari Peek	F 10:49	2-4	1-2	0-0	1	3	4	2	0	5	0	2	0	0	0	-11
34	EJ Williams	C 08:33	1-2	0-0	6-6	0	1	1	1	4	8	0	0	0	0	0	-3
4	Caleb Blackwell	G 12:08	1-3	0-2	0-0	0	1	1	1	0	2	3	0	0	0	-11	
15	Dailin Smith	G 11:35	1-4	0-0	0-0	1	0	1	1	0	2	0	2	0	0	1	-10
22	Lorenzo Downey	G 09:38	0-4	0-3	4-4	1	2	3	2	2	4	0	0	0	0	0	-5
13	Darius Osborne	10:13	0-2	0-1	0-0	0	1	1	0	0	0	0	0	1	0	0	-11
0	Jayland Randall	04:28	0-1	0-0	0-0	0	2	2	1	0	0	0	2	0	0	0	-3
24	Eric Lee	05:10	1-1	0-0	0-0	1	0	1	0	0	2	0	0	0	0	0	-1
30	William Tavares	01:06	0-1	0-1	0-0	0	1	1	1	0	0	0	0	0	0	0	-3
10	AC Bryant	06:35	1-3	0-1	2-2	1	0	1	0	1	4	0	0	1	0	0	4
23	Chad Moodie	08:42	1-3	0-0	1-1	0	2	2	0	1	3	0	0	0	0	0	-3
12	Dylan Mclean	03:57	0-0	0-0	0-0	0	0	0	1	0	0	0	0	0	0	0	1
5	London Riley	07:07	0-0	0-0	0-0	0	0	0	0	0	0	0	0	0	0	0	-4
Team						0	0	0			0		0				
<b>Totals</b>			8-28	1-10	13-13	5	13	18	10	8	30	3	6	2	0	1	-12

Shooting By Period		
2 <sup>nd</sup> FG%	8-28	28.6%
3PT%	1-10	10.0%
FT%	13-13	100%
GM FG%	8-28	28.6%
3PT%	1-10	10.0%
FT%	13-13	100.0%

Dead Ball Rebounds: 0, 0

Technical Fouls::NONE

**Vanderbilt - 42**

NO.	Name	Min	FG			Rebounds			Fouls		TP	AS	TO	ST	Blocks		+/-
			M-A	M-A	M-A	OR	DR	TOT	PF	FD					BS	BA	
2	Ven-Allen Lubin	F 15:28	2-4	1-2	2-3	1	3	4	2	2	7	0	0	0	1	0	14
35	Carter Lang	F 08:37	2-2	0-0	0-1	0	2	2	3	1	4	0	1	0	0	0	7
0	Tyrin Lawrence	G 13:56	4-6	1-2	2-2	0	1	1	0	1	11	0	1	0	0	0	13
5	Ezra Manjon	G 15:02	3-4	1-1	2-2	0	3	3	0	1	9	4	0	1	0	0	16
12	Evan Taylor	G 09:51	0-1	0-0	0-0	1	1	2	0	0	0	1	0	0	0	0	-2
21	Tasos Kamateros	06:18	1-1	1-1	1-1	0	0	0	1	1	4	0	0	0	0	0	4
23	Jason Rivera-Torres	15:14	2-7	0-3	3-5	2	2	4	1	3	7	3	1	1	0	0	15
13	Malik Presley	06:05	0-1	0-1	0-0	1	1	2	0	0	0	0	0	0	0	0	-1
24	JaQualon "JQ" Roberts	04:33	0-0	0-0	0-1	0	2	2	1	1	0	0	0	0	0	0	-2
3	Paul Lewis	04:59	0-2	0-1	0-0	0	0	0	0	0	0	1	1	0	0	0	-4
Team						0	0	0			0		1				
<b>Totals</b>			14-28	4-11	10-15	5	15	20	8	10	42	9	5	2	1	0	12

Shooting By Period		
2 <sup>nd</sup> FG%	14-28	50.0%
3PT%	4-11	36.4%
FT%	10-15	66.7%
GM FG%	14-28	50.0%
3PT%	4-11	36.4%
FT%	10-15	66.7%

Dead Ball Rebounds: 1, 0

Technical Fouls::NONE

	AAMU	Vandy
Biggest lead	0 (1 <sup>st</sup> 20:00)	21 (2 <sup>nd</sup> 2:32)
Best Scoring Run	5(2 <sup>nd</sup> 18:28)	10(2 <sup>nd</sup> 11:20)
Lead Changes	0	
Times Tied	0	
Time with Lead	00:00	19:41

Points from	AAMU	Vandy
Turnovers	4	8
Paint	10	16
Second Chance	6	1
Fast Breaks	4	6
Bench	9	11

	Period by Period Scoring		
	1st	2nd	TOT
AAMU	29	30	59
Vandy	36	42	78



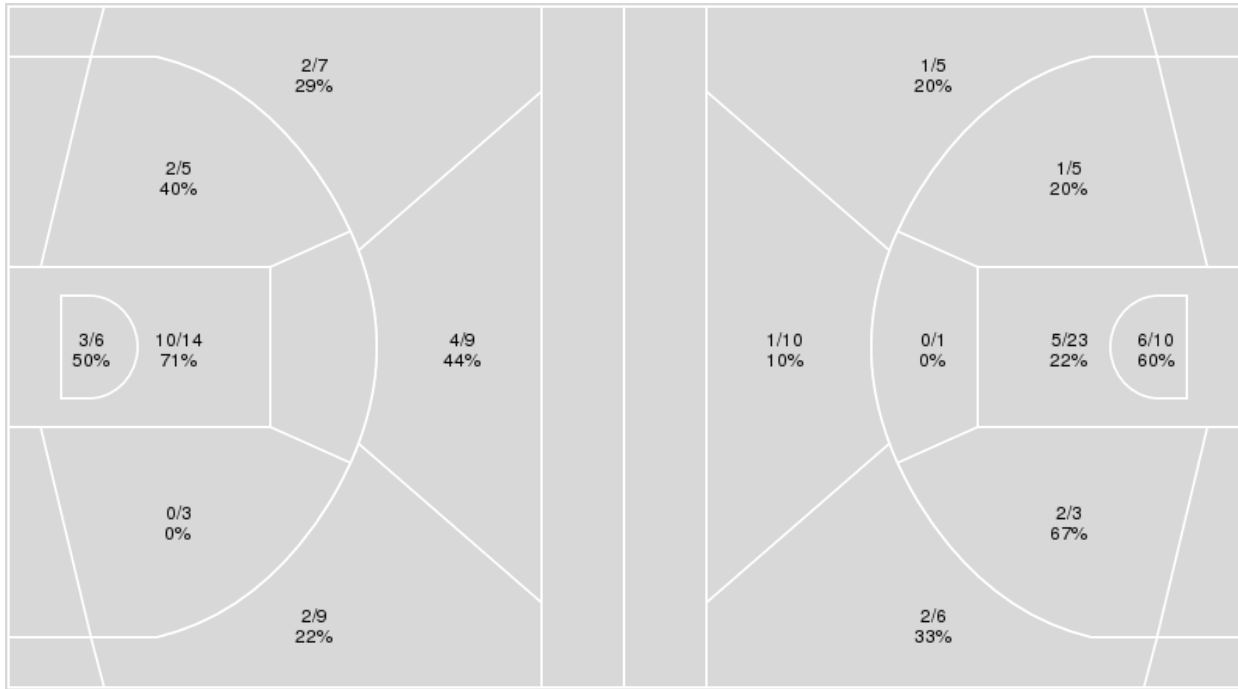
**Officials:** Terry Oglesby, Steven Anderson, Chris Ford

{ Players => 0, 1, 2, 3, 4, 5, 10, 12, 13, 15, 21, 22, 23, 24, 25, 34, 35; }  
 FG Types => All; Results => All;

{ Players => 0, 1, 2, 4, 5, 10, 11, 12, 13, 14, 15, 20, 21, 22, 23, 24, 25, 30, 33, 34, 55; } FG Types => All; Results => All;

**Vanderbilt**

**Alabama A&M**



Vanderbilt	M/A	%
Field Goals	23/53	43
2 Points	15/28	54
3 Points	8/25	32
Free Throws	24/34	71

Alabama A&M	M/A	%
Field Goals	18/63	29
2 Points	14/42	33
3 Points	4/21	19
Free Throws	19/20	95





**Alabama A&M at Vanderbilt**

12/02/23 Memorial Gymnasium, Nashville, Tenn.  
Vanderbilt vs. Alabama A&M

Game Time: 4:00 PM  
Game Duration: 2:12  
Attendance: 5,468

Officials: Terry Oglesby, Steven Anderson, Chris Ford

**Alabama A&M**

No	Name	Mins		Score		Points Diff		Points per Min		Assists		Rebounds		Steals		Turnovers	
		On	Off	On	Off	On	Off	On	Off	On	Off	On	Off	On	Off	On	Off
0	Jayland Randall	13:38	26:22	18 - 22	41 - 56	-4	-15	1.32	1.55	2	6	15	26	3	1	6	6
2	Omari Peek	24:35	15:25	37 - 56	22 - 22	-19	0	1.51	1.43	5	3	22	19	1	3	9	3
4	Caleb Blackwell	19:15	20:46	33 - 43	26 - 35	-10	-9	1.72	1.25	6	2	19	22	1	3	4	8
5	London Riley	14:16	25:44	18 - 27	41 - 51	-9	-10	1.26	1.59	3	5	14	27	2	2	7	5
10	AC Bryant	15:10	24:51	17 - 22	42 - 56	-5	-14	1.12	1.69	1	7	19	22	2	2	2	10
11	Austin Harvell	04:12	35:48	6 - 10	53 - 68	-4	-15	1.43	1.48	0	8	7	34	0	4	1	11
12	Dylan Mclean	07:20	32:40	10 - 11	49 - 67	-1	-18	1.36	1.50	1	7	8	33	0	4	0	12
13	Darius Osborne	16:27	23:33	20 - 33	39 - 45	-13	-6	1.22	1.66	2	6	17	24	2	2	4	8
15	Dailin Smith	20:17	19:43	36 - 45	23 - 33	-9	-10	1.77	1.17	6	2	22	19	1	3	5	7
22	Lorenzo Downey	12:12	27:48	25 - 27	34 - 51	-2	-17	2.05	1.22	4	4	11	30	0	4	2	10
23	Chad Moodie	15:42	24:18	20 - 27	39 - 51	-7	-12	1.27	1.60	2	6	12	29	3	1	7	5
24	Eric Lee	08:33	31:27	12 - 13	47 - 65	-1	-18	1.40	1.49	1	7	8	33	2	2	3	9
30	William Tavares	09:46	30:14	16 - 13	43 - 65	3	-22	1.64	1.42	3	5	15	26	1	3	2	10
34	EJ Williams	18:38	21:22	27 - 41	32 - 37	-14	-5	1.45	1.50	4	4	16	25	2	2	8	4

**Vanderbilt**

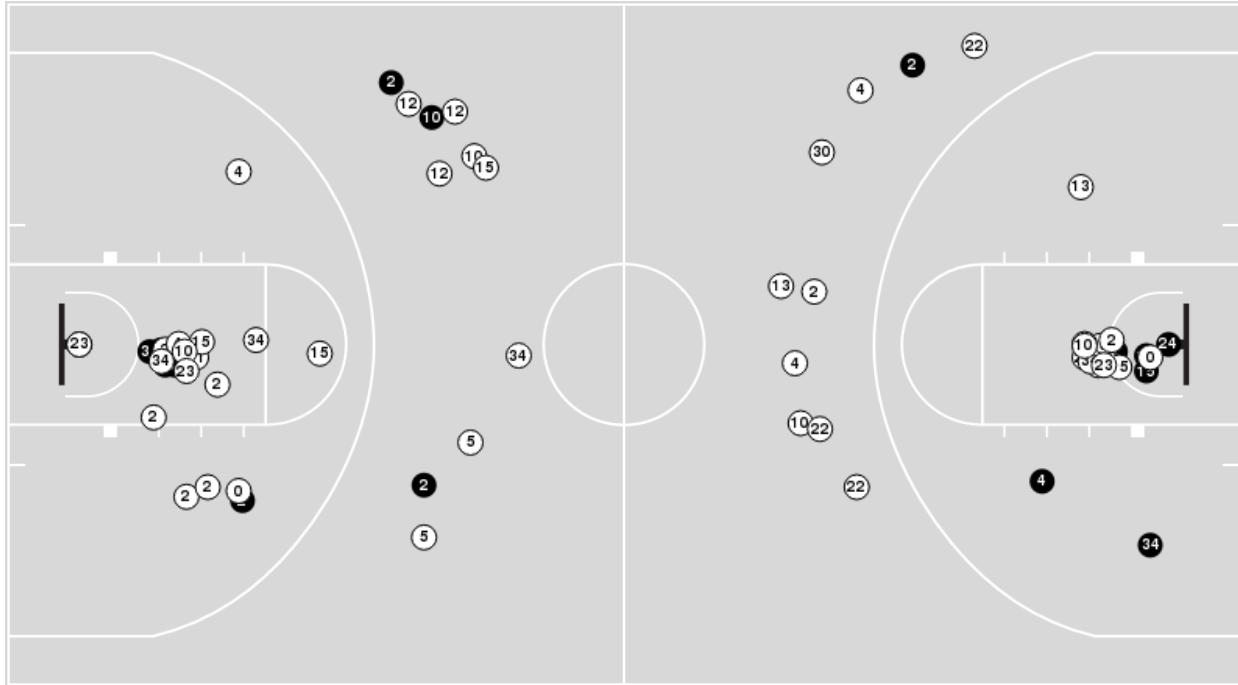
No	Name	Mins		Score		Points Diff		Points per Min		Assists		Rebounds		Steals		Turnovers	
		On	Off	On	Off	On	Off	On	Off	On	Off	On	Off	On	Off	On	Off
0	Tyrin Lawrence	31:07	08:54	65 - 46	13 - 13	19	0	2.09	1.46	13	3	32	11	4	1	7	3
2	Ven-Allen Lubin	27:43	12:18	64 - 38	14 - 21	26	-7	2.31	1.14	14	2	28	15	4	1	4	6
3	Paul Lewis	12:49	27:12	17 - 20	61 - 39	-3	22	1.33	2.24	3	13	13	30	1	4	6	4
5	Ezra Manjon	27:12	12:49	61 - 39	17 - 20	22	-3	2.24	1.33	13	3	30	13	4	1	4	6
12	Evan Taylor	22:55	17:05	43 - 39	35 - 20	4	15	1.88	2.05	8	8	21	22	4	1	6	4
13	Malik Presley	10:49	29:12	16 - 16	62 - 43	0	19	1.48	2.12	3	13	15	28	1	4	4	6
21	Tasos Kamateros	11:59	28:01	23 - 17	55 - 42	6	13	1.92	1.96	3	13	14	29	1	4	3	7
23	Jason Rivera-Torres	20:15	19:45	41 - 25	37 - 34	16	3	2.02	1.87	10	6	24	19	2	3	5	5
24	JaQualon "JQ" Roberts	12:18	27:43	14 - 21	64 - 38	-7	26	1.14	2.31	2	14	15	28	1	4	6	4
35	Carter Lang	22:56	17:04	46 - 34	32 - 25	12	7	2.01	1.88	11	5	23	20	3	2	5	5



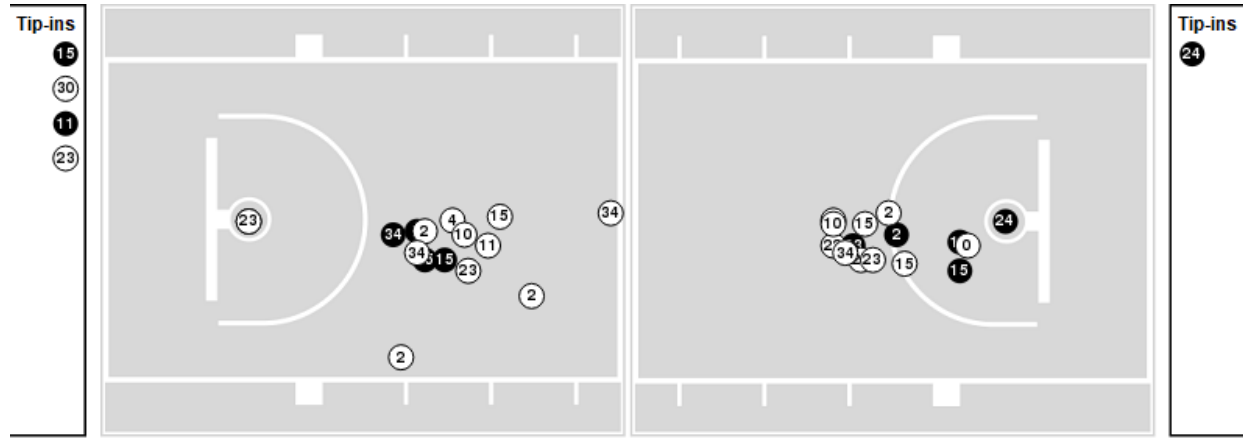
Players => 0, 1, 2, 4, 5, 10, 11, 12, 13, 14, 15, 20, 21, 22, 23, 24, 25, 30, 33, 34, 55FG Types=>AllResults=>All

**Alabama A&M**

**All Field Goals**



**Blow Up Chart**



● Made    ○ Missed    N - Player Number

Alabama A&M	M/A	%
Field Goals	18/63	29
2 Points	14/42	33
3 Points	4/21	19
Free Throws	19/20	95

Alabama A&M	M/A	%
Points in the Paint	22 (11 / 33)	33
Fast Break Points	7 (3/3)	100
Second Chance Points	13 (9/14)	64
Effective FG%	32	

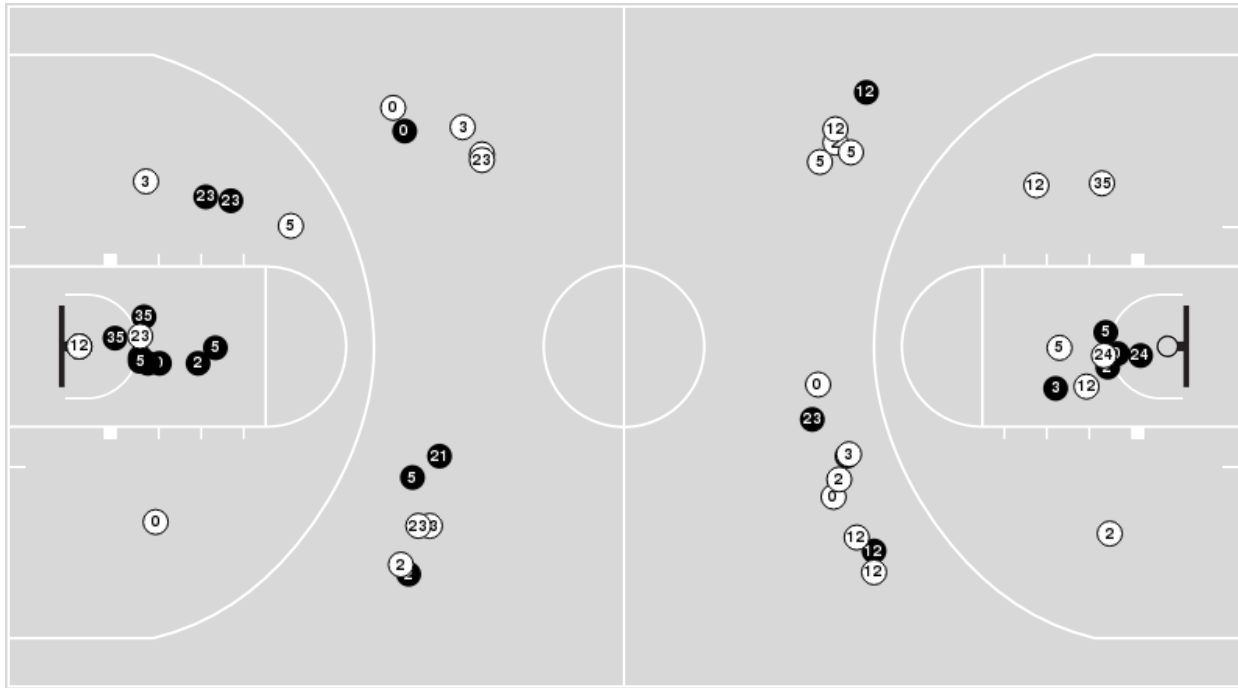


**Officials:** Terry Oglesby, Steven Anderson, Chris Ford

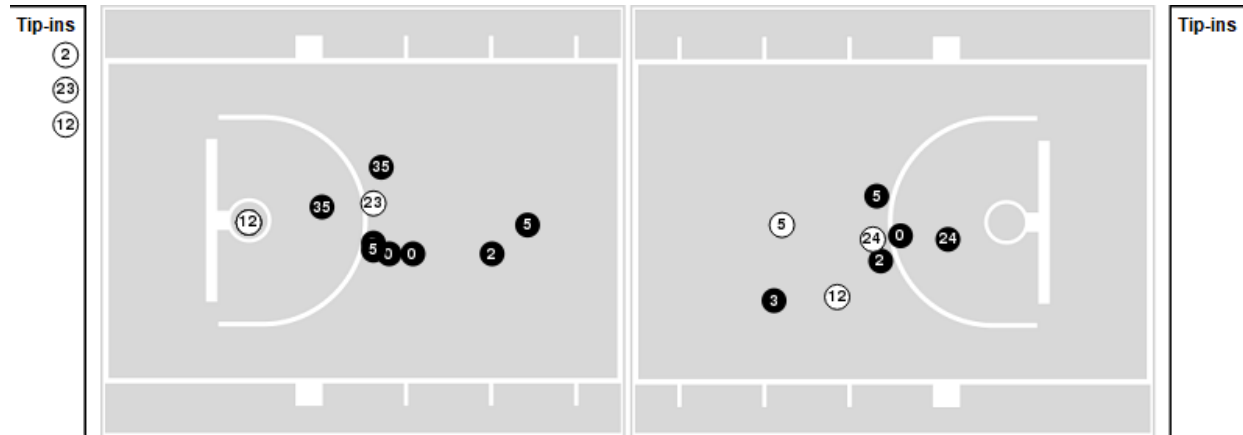
Players => 0, 1, 2, 3, 4, 5, 10, 12, 13, 15, 21, 22, 23, 24, 25, 34, 35 FG Types=>All Results=>All

**Vanderbilt**

**All Field Goals**



**Blow Up Chart**



● Made ○ Missed N - Player Number

Vanderbilt	M/A	%
Field Goals	23/53	43
2 Points	15/28	54
3 Points	8/25	32
Free Throws	24/34	71

Vanderbilt	M/A	%
Points in the Paint	26 (13 / 20)	65
Fast Break Points	16 (9/10)	90
Second Chance Points	2 (2/11)	18
Effective FG%	51	



**Alabama A&M at Vanderbilt**

12/02/23 Memorial Gymnasium, Nashville, Tenn.  
Vanderbilt vs. Alabama A&M

**Game Time:** 4:00 PM  
**Game Duration:** 2:12  
**Attendance:** 5,468

**Officials:** Terry Oglesby, Steven Anderson, Chris Ford

**Alabama A&M**

Lineup	Quarter On	Time On	Quarter Off	Time Off	Time on Court	Score	Score Diff	Reb	Stl	Tov	Ass	PPP
2- Peek O/ 4- Blackwell C/ 15- Smith D/ 22- Downey L/ 34- Williams E/	1	20:00	1	17:26	02:34	7-4	3	2	0	0	2	1.4344
2- Peek O/ 4- Blackwell C/ 11- Harvell A/ 15- Smith D/ 34- Williams E/	1	17:26	1	14:29	02:57	4-9	-5	3	0	1	0	0.6667
0- Randall J/ 10- Bryant A/ 11- Harvell A/ 15- Smith D/ 30- Tavares W/	1	14:29	1	13:14	01:15	2-1	1	4	0	0	0	1.0000
0- Randall J/ 10- Bryant A/ 13- Osborne D/ 15- Smith D/ 30- Tavares W/	1	13:14	1	13:14	00:00	0-0	0	0	0	0	0	0.0000
0- Randall J/ 10- Bryant A/ 12- Mclean D/ 13- Osborne D/ 30- Tavares W/	1	13:14	1	09:51	03:23	4-6	-2	4	0	0	1	0.8197
4- Blackwell C/ 10- Bryant A/ 13- Osborne D/ 15- Smith D/ 30- Tavares W/	1	09:51	1	09:27	00:24	0-0	0	1	0	0	0	0.0000
4- Blackwell C/ 13- Osborne D/ 15- Smith D/ 24- Lee E/ 30- Tavares W/	1	09:27	1	08:15	01:12	3-0	3	2	1	0	1	1.2295
10- Bryant A/ 13- Osborne D/ 15- Smith D/ 24- Lee E/ 30- Tavares W/	1	08:15	1	08:15	00:00	0-1	-1	0	0	0	0	0.0000
2- Peek O/ 10- Bryant A/ 13- Osborne D/ 15- Smith D/ 24- Lee E/	1	08:15	1	07:55	00:20	0-0	0	0	0	0	0	0.0000
2- Peek O/ 5- Riley L/ 10- Bryant A/ 13- Osborne D/ 24- Lee E/	1	07:55	1	07:00	00:55	0-2	-2	1	0	0	0	0.0000
2- Peek O/ 5- Riley L/ 10- Bryant A/ 23- Moodie C/ 34- Williams E/	1	07:00	1	04:42	02:18	0-5	-5	3	0	1	0	0.0000
2- Peek O/ 5- Riley L/ 23- Moodie C/ 24- Lee E/ 34- Williams E/	1	04:42	1	04:32	00:10	1-0	1	0	0	0	0	2.2727
0- Randall J/ 2- Peek O/ 23- Moodie C/ 24- Lee E/ 34- Williams E/	1	04:32	1	03:46	00:46	1-2	-1	0	0	1	0	0.6944
0- Randall J/ 2- Peek O/ 5- Riley L/ 23- Moodie C/ 34- Williams E/	1	03:46	1	02:26	01:20	0-4	-4	1	1	3	0	0.0000
0- Randall J/ 2- Peek O/ 5- Riley L/ 23- Moodie C/ 30- Tavares W/	1	02:26	2	20:00	02:26	7-2	5	2	0	0	1	1.4000
2- Peek O/ 4- Blackwell C/ 15- Smith D/ 22- Downey L/ 34- Williams E/	2	20:00	2	16:08	03:52	9-6	3	3	0	0	1	1.5957
2- Peek O/ 4- Blackwell C/ 13- Osborne D/ 15- Smith D/ 22- Downey L/	2	16:08	2	13:28	02:40	4-9	-5	2	0	0	0	1.0000
0- Randall J/ 4- Blackwell C/ 13- Osborne D/ 24- Lee E/ 30- Tavares W/	2	13:28	2	12:53	00:35	0-3	-3	1	0	1	0	0.0000
0- Randall J/ 10- Bryant A/ 13- Osborne D/ 24- Lee E/ 30- Tavares W/	2	12:53	2	12:22	00:31	0-0	0	1	0	1	0	0.0000
0- Randall J/ 10- Bryant A/ 13- Osborne D/ 23- Moodie C/ 24- Lee E/	2	12:22	2	11:10	01:12	2-2	0	0	1	0	0	1.0000
10- Bryant A/ 12- Mclean D/ 13- Osborne D/ 23- Moodie C/ 24- Lee E/	2	11:10	2	08:18	02:52	5-3	2	3	0	0	0	1.4535
5- Riley L/ 10- Bryant A/ 12- Mclean D/ 13- Osborne D/ 23- Moodie C/	2	08:18	2	07:47	00:31	0-0	0	0	0	0	0	0.0000
5- Riley L/ 10- Bryant A/ 12- Mclean D/ 13- Osborne D/ 34- Williams E/	2	07:47	2	07:13	00:34	1-2	-1	1	0	0	0	2.2727
5- Riley L/ 10- Bryant A/ 13- Osborne D/ 15- Smith D/ 22- Downey L/	2	07:13	2	07:13	00:00	1-0	1	0	0	0	0	2.2727
2- Peek O/ 5- Riley L/ 13- Osborne D/ 15- Smith D/ 22- Downey L/	2	07:13	2	05:55	01:18	0-5	-5	1	0	2	0	0.0000
2- Peek O/ 4- Blackwell C/ 5- Riley L/ 15- Smith D/ 22- Downey L/	2	05:55	2	04:07	01:48	4-3	1	3	0	0	1	1.3889
2- Peek O/ 4- Blackwell C/ 15- Smith D/ 23- Moodie C/ 34- Williams E/	2	04:07	2	02:56	01:11	0-5	-5	1	0	1	0	0.0000
4- Blackwell C/ 5- Riley L/ 15- Smith D/ 23- Moodie C/ 34- Williams E/	2	02:56	2	02:10	00:46	2-2	0	0	0	1	1	1.0000
0- Randall J/ 4- Blackwell C/ 5- Riley L/ 23- Moodie C/ 34- Williams E/	2	02:10	2	00:54	01:15	0-2	-2	1	0	0	0	0.0000
0- Randall J/ 5- Riley L/ 10- Bryant A/ 23- Moodie C/ 34- Williams E/	2	00:54	2	00:00	00:54	2-0	2	1	1	0	0	1.0638



**Alabama A&M at Vanderbilt**

12/02/23 Memorial Gymnasium, Nashville, Tenn.  
Vanderbilt vs. Alabama A&M

**Game Time:** 4:00 PM  
**Game Duration:** 2:12  
**Attendance:** 5,468

**Officials:** Terry Oglesby, Steven Anderson, Chris Ford

**Vanderbilt**

Lineup	Quarter On	Time On	Quarter Off	Time Off	Time on Court	Score	Score Diff	Reb	Stl	Tov	Ass	PPP
0- Lawrence T/ 2- Lubin V/ 5- Manjon E/ 12- Taylor E/ 35- Lang C/	1	20:00	1	13:56	06:04	13-11	2	8	1	1	4	1.2082
0- Lawrence T/ 2- Lubin V/ 5- Manjon E/ 23- Rivera-Torres J/ 35- Lang C/	1	13:56	1	13:14	00:42	1-2	-1	1	0	0	0	1.1364
0- Lawrence T/ 5- Manjon E/ 23- Rivera-Torres J/ 24- Roberts J/ 35- Lang C/	1	13:14	1	12:41	00:33	0-0	0	1	0	1	0	0.0000
0- Lawrence T/ 5- Manjon E/ 21- Kamateros T/ 23- Rivera-Torres J/ 24- Roberts J/	1	12:41	1	12:04	00:37	1-0	1	1	0	0	0	2.2727
0- Lawrence T/ 3- Lewis P/ 21- Kamateros T/ 23- Rivera-Torres J/ 24- Roberts J/	1	12:04	1	11:44	00:20	0-0	0	0	0	0	0	0.0000
3- Lewis P/ 13- Presley M/ 21- Kamateros T/ 23- Rivera-Torres J/ 24- Roberts J/	1	11:44	1	08:55	02:49	5-4	1	3	0	0	2	1.2500
0- Lawrence T/ 3- Lewis P/ 13- Presley M/ 21- Kamateros T/ 24- Roberts J/	1	08:55	1	08:27	00:28	0-0	0	1	0	1	0	0.0000
0- Lawrence T/ 5- Manjon E/ 13- Presley M/ 21- Kamateros T/ 24- Roberts J/	1	08:27	1	07:55	00:32	1-3	-2	1	0	0	0	1.1364
0- Lawrence T/ 2- Lubin V/ 5- Manjon E/ 13- Presley M/ 21- Kamateros T/	1	07:55	1	07:00	00:55	2-0	2	2	0	0	0	1.0638
0- Lawrence T/ 2- Lubin V/ 5- Manjon E/ 12- Taylor E/ 35- Lang C/	1	07:00	1	04:13	02:47	6-2	4	2	1	0	1	1.3514
0- Lawrence T/ 2- Lubin V/ 3- Lewis P/ 12- Taylor E/ 35- Lang C/	1	04:13	1	02:26	01:47	5-0	5	0	1	1	0	1.1905
0- Lawrence T/ 3- Lewis P/ 12- Taylor E/ 24- Roberts J/ 35- Lang C/	1	02:26	2	20:00	02:26	2-7	-5	3	0	1	0	0.5000
0- Lawrence T/ 2- Lubin V/ 5- Manjon E/ 12- Taylor E/ 35- Lang C/	2	20:00	2	16:08	03:52	6-8	-2	2	0	1	1	0.9317
0- Lawrence T/ 2- Lubin V/ 5- Manjon E/ 12- Taylor E/ 21- Kamateros T/	2	16:08	2	15:14	00:54	2-3	-1	0	0	0	0	2.0000
0- Lawrence T/ 2- Lubin V/ 5- Manjon E/ 21- Kamateros T/ 23- Rivera-Torres J/	2	15:14	2	13:28	01:46	7-2	5	2	0	0	1	1.6667
5- Manjon E/ 13- Presley M/ 21- Kamateros T/ 23- Rivera-Torres J/ 24- Roberts J/	2	13:28	2	12:22	01:06	3-0	3	2	1	0	0	1.0870
3- Lewis P/ 13- Presley M/ 21- Kamateros T/ 23- Rivera-Torres J/ 24- Roberts J/	2	12:22	2	09:50	02:32	2-5	-3	2	0	2	0	0.6667
2- Lubin V/ 3- Lewis P/ 13- Presley M/ 23- Rivera-Torres J/ 35- Lang C/	2	09:50	2	08:18	01:32	3-2	1	3	0	0	1	1.0417
0- Lawrence T/ 2- Lubin V/ 5- Manjon E/ 23- Rivera-Torres J/ 35- Lang C/	2	08:18	2	05:05	03:13	10-2	8	3	0	0	4	1.8382
0- Lawrence T/ 2- Lubin V/ 5- Manjon E/ 12- Taylor E/ 23- Rivera-Torres J/	2	05:05	2	00:54	04:10	9-6	3	5	1	1	2	1.3081
3- Lewis P/ 12- Taylor E/ 13- Presley M/ 23- Rivera-Torres J/ 24- Roberts J/	2	00:54	2	00:00	00:54	0-2	-2	1	0	1	0	0.0000



**Alabama A&M**

Lineup	Time	Score	Score Diff	Pts/Min	Reb	Stl	Tov	Ass	PPP
2- Peek O/ 4- Blackwell C/ 15- Smith D/ 22- Downey L/ 34- Williams E/	06:26	16-10	6	2.4870	5	0	0	3	1.5209
0- Randall J/ 10- Bryant A/ 12- Mclean D/ 13- Osborne D/ 30- Tavares W/	03:23	4-6	-2	1.1823	4	0	0	1	0.8197
2- Peek O/ 4- Blackwell C/ 11- Harvell A/ 15- Smith D/ 34- Williams E/	02:57	4-9	-5	1.3559	3	0	1	0	0.6667
10- Bryant A/ 12- Mclean D/ 13- Osborne D/ 23- Moodie C/ 24- Lee E/	02:52	5-3	2	1.7442	3	0	0	0	1.4535
2- Peek O/ 4- Blackwell C/ 13- Osborne D/ 15- Smith D/ 22- Downey L/	02:40	4-9	-5	1.5000	2	0	0	0	1.0000
0- Randall J/ 2- Peek O/ 5- Riley L/ 23- Moodie C/ 30- Tavares W/	02:26	7-2	5	2.8767	2	0	0	1	1.4000
2- Peek O/ 5- Riley L/ 10- Bryant A/ 23- Moodie C/ 34- Williams E/	02:18	0-5	-5	0.0000	3	0	1	0	0.0000
2- Peek O/ 4- Blackwell C/ 5- Riley L/ 15- Smith D/ 22- Downey L/	01:48	4-3	1	2.2222	3	0	0	1	1.3889
0- Randall J/ 2- Peek O/ 5- Riley L/ 23- Moodie C/ 34- Williams E/	01:20	0-4	-4	0.0000	1	1	3	0	0.0000
2- Peek O/ 5- Riley L/ 13- Osborne D/ 15- Smith D/ 22- Downey L/	01:18	0-5	-5	0.0000	1	0	2	0	0.0000
0- Randall J/ 4- Blackwell C/ 5- Riley L/ 23- Moodie C/ 34- Williams E/	01:15	0-2	-2	0.0000	1	0	0	0	0.0000
0- Randall J/ 10- Bryant A/ 11- Harvell A/ 15- Smith D/ 30- Tavares W/	01:15	2-1	1	1.6000	4	0	0	0	1.0000
4- Blackwell C/ 13- Osborne D/ 15- Smith D/ 24- Lee E/ 30- Tavares W/	01:12	3-0	3	2.5000	2	1	0	1	1.2295
0- Randall J/ 10- Bryant A/ 13- Osborne D/ 23- Moodie C/ 24- Lee E/	01:12	2-2	0	1.6667	0	1	0	0	1.0000
2- Peek O/ 4- Blackwell C/ 15- Smith D/ 23- Moodie C/ 34- Williams E/	01:11	0-5	-5	0.0000	1	0	1	0	0.0000
2- Peek O/ 5- Riley L/ 10- Bryant A/ 13- Osborne D/ 24- Lee E/	00:55	0-2	-2	0.0000	1	0	0	0	0.0000
0- Randall J/ 5- Riley L/ 10- Bryant A/ 23- Moodie C/ 34- Williams E/	00:54	2-0	2	2.2018	1	1	0	0	1.0638
0- Randall J/ 2- Peek O/ 23- Moodie C/ 24- Lee E/ 34- Williams E/	00:46	1-2	-1	1.3043	0	0	1	0	0.6944
4- Blackwell C/ 5- Riley L/ 15- Smith D/ 23- Moodie C/ 34- Williams E/	00:46	2-2	0	2.6087	0	0	1	1	1.0000
0- Randall J/ 4- Blackwell C/ 13- Osborne D/ 24- Lee E/ 30- Tavares W/	00:35	0-3	-3	0.0000	1	0	1	0	0.0000
5- Riley L/ 10- Bryant A/ 12- Mclean D/ 13- Osborne D/ 34- Williams E/	00:34	1-2	-1	1.7647	1	0	0	0	2.2727
0- Randall J/ 10- Bryant A/ 13- Osborne D/ 24- Lee E/ 30- Tavares W/	00:31	0-0	0	0.0000	1	0	1	0	0.0000
5- Riley L/ 10- Bryant A/ 12- Mclean D/ 13- Osborne D/ 23- Moodie C/	00:31	0-0	0	0.0000	0	0	0	0	0.0000
4- Blackwell C/ 10- Bryant A/ 13- Osborne D/ 15- Smith D/ 30- Tavares W/	00:24	0-0	0	0.0000	1	0	0	0	0.0000
2- Peek O/ 10- Bryant A/ 13- Osborne D/ 15- Smith D/ 24- Lee E/	00:20	0-0	0	0.0000	0	0	0	0	0.0000
2- Peek O/ 5- Riley L/ 23- Moodie C/ 24- Lee E/ 34- Williams E/	00:10	1-0	1	6.0000	0	0	0	0	2.2727
0- Randall J/ 10- Bryant A/ 13- Osborne D/ 15- Smith D/ 30- Tavares W/	00:00	0-0	0	NaN	0	0	0	0	0.0000
10- Bryant A/ 13- Osborne D/ 15- Smith D/ 24- Lee E/ 30- Tavares W/	00:00	0-1	-1	NaN	0	0	0	0	0.0000
5- Riley L/ 10- Bryant A/ 13- Osborne D/ 15- Smith D/ 22- Downey L/	00:00	1-0	1	∞	0	0	0	0	2.2727



**Vanderbilt**

Lineup	Time	Score	Score Diff	Pts/Min	Reb	Stl	Tov	Ass	PPP
0- Lawrence T/ 2- Lubin V/ 5- Manjon E/ 12- Taylor E/ 35- Lang C/	12:43	25-21	4	1.9659	12	2	2	6	1.1553
3- Lewis P/ 13- Presley M/ 21- Kamateros T/ 23- Rivera-Torres J/ 24- Roberts J/	05:21	7-9	-2	1.3084	5	0	2	2	1.0000
0- Lawrence T/ 2- Lubin V/ 5- Manjon E/ 12- Taylor E/ 23- Rivera-Torres J/	04:10	9-6	3	2.1557	5	1	1	2	1.3081
0- Lawrence T/ 2- Lubin V/ 5- Manjon E/ 23- Rivera-Torres J/ 35- Lang C/	03:55	11-4	7	2.8085	4	0	0	4	1.7405
0- Lawrence T/ 3- Lewis P/ 12- Taylor E/ 24- Roberts J/ 35- Lang C/	02:26	2-7	-5	0.8219	3	0	1	0	0.5000
0- Lawrence T/ 2- Lubin V/ 3- Lewis P/ 12- Taylor E/ 35- Lang C/	01:47	5-0	5	2.8037	0	1	1	0	1.1905
0- Lawrence T/ 2- Lubin V/ 5- Manjon E/ 21- Kamateros T/ 23- Rivera-Torres J/	01:46	7-2	5	3.9623	2	0	0	1	1.6667
2- Lubin V/ 3- Lewis P/ 13- Presley M/ 23- Rivera-Torres J/ 35- Lang C/	01:32	3-2	1	1.9565	3	0	0	1	1.0417
5- Manjon E/ 13- Presley M/ 21- Kamateros T/ 23- Rivera-Torres J/ 24- Roberts J/	01:06	3-0	3	2.7273	2	1	0	0	1.0870
0- Lawrence T/ 2- Lubin V/ 5- Manjon E/ 13- Presley M/ 21- Kamateros T/	00:55	2-0	2	2.1818	2	0	0	0	1.0638
3- Lewis P/ 12- Taylor E/ 13- Presley M/ 23- Rivera-Torres J/ 24- Roberts J/	00:54	0-2	-2	0.0000	1	0	1	0	0.0000
0- Lawrence T/ 2- Lubin V/ 5- Manjon E/ 12- Taylor E/ 21- Kamateros T/	00:54	2-3	-1	2.2222	0	0	0	0	2.0000
0- Lawrence T/ 5- Manjon E/ 21- Kamateros T/ 23- Rivera-Torres J/ 24- Roberts J/	00:37	1-0	1	1.6216	1	0	0	0	2.2727
0- Lawrence T/ 5- Manjon E/ 23- Rivera-Torres J/ 24- Roberts J/ 35- Lang C/	00:33	0-0	0	0.0000	1	0	1	0	0.0000
0- Lawrence T/ 5- Manjon E/ 13- Presley M/ 21- Kamateros T/ 24- Roberts J/	00:32	1-3	-2	1.8750	1	0	0	0	1.1364
0- Lawrence T/ 3- Lewis P/ 13- Presley M/ 21- Kamateros T/ 24- Roberts J/	00:28	0-0	0	0.0000	1	0	1	0	0.0000
0- Lawrence T/ 3- Lewis P/ 21- Kamateros T/ 23- Rivera-Torres J/ 24- Roberts J/	00:20	0-0	0	0.0000	0	0	0	0	0.0000