



Vanderbilt at Arizona St.

11/24/23 Michelob Ultra Arena, Las Vegas
2023-24 Men's Basketball

Officials: Ron Groover, Keith Kimble, Michael Greenstein

Vanderbilt - 67

Record: 3-3

NO.	Name	F/G	Min	FG	3P	FT	Rebounds			Fouls		TP	AS	TO	ST	Blocks		+/-
				M-A	M-A	M-A	OR	DR	TOT	PF	FD					BS	BA	
2	Ven-Allen Lubin	F	25:37	5-7	0-0	1-1	1	5	6	2	4	11	0	0	0	0	1	-12
0	Tyrin Lawrence	G	29:16	5-15	2-8	3-5	3	3	6	2	5	15	5	2	1	0	2	-10
3	Paul Lewis	G	29:16	1-5	0-3	1-2	1	0	1	3	2	3	4	1	1	0	0	-18
10	Jordan Williams	G	12:26	0-3	0-2	0-0	0	0	0	0	0	0	1	0	0	0	1	-3
12	Evan Taylor	G	33:24	8-17	3-8	6-7	0	1	1	3	6	25	0	1	0	1	0	-18
13	Malik Presley		13:41	0-2	0-1	1-2	2	1	3	3	1	1	2	0	2	0	0	-3
24	JaQualon "JQ" Roberts		13:43	1-3	0-2	0-1	0	4	4	2	1	2	0	0	1	0	0	1
35	Carter Lang		09:11	1-1	0-0	0-0	2	0	2	0	0	2	0	1	0	0	0	-12
4	Isaiah West		10:01	1-3	0-1	0-0	0	3	3	2	0	2	2	0	0	0	0	5
23	Jason Rivera-Torres		13:43	1-7	0-4	0-0	1	1	2	3	0	2	0	0	1	0	1	-9
21	Tasos Kamateros		09:42	1-1	0-0	2-2	0	2	2	0	1	4	0	0	0	0	0	4
Team							3	2	5			0		0				
Totals				24-64	5-29	14-20	13	22	35	20	20	67	14	5	6	1	5	-15

Shooting By Period		
1 st FG%	11-30	36.7%
3PT%	2-11	18.2%
FT%	5-8	62.5%
2 nd FG%	13-34	38.2%
3PT%	3-18	16.7%
FT%	9-12	75%
GM FG%	24-64	37.5%
3PT%	5-29	17.2%
FT%	14-20	70.0%

Dead Ball Rebounds: 2, 0

Technical Fouls::NONE

Arizona St. - 82

Record: 3-2

NO.	Name	F/G	Min	FG	3P	FT	Rebounds			Fouls		TP	AS	TO	ST	Blocks		+/-
				M-A	M-A	M-A	OR	DR	TOT	PF	FD					BS	BA	
8	Alonzo Gaffney	F	31:49	7-11	5-7	0-1	0	4	4	4	1	19	1	3	0	4	0	11
24	Bryant Selebangué	F	24:44	2-4	0-0	1-2	2	4	6	3	1	5	0	1	1	0	0	14
1	Frankie Collins	G	27:44	4-6	0-0	4-4	0	3	3	4	5	12	3	2	1	0	0	7
5	Jamiya Neal	G	27:21	6-11	2-6	0-0	1	6	7	3	2	14	1	2	0	0	0	6
12	Jose Perez	G	34:01	4-9	0-1	7-8	2	4	6	2	8	15	4	1	1	0	0	8
0	Kamari Lands		27:24	1-6	0-2	2-2	1	4	5	2	2	4	2	1	2	1	0	16
2	Braelon Green		13:29	2-3	1-1	0-0	0	2	2	2	0	5	1	0	0	0	1	8
23	Akil Watson		05:59	1-2	0-1	0-0	0	1	1	0	0	2	1	0	0	0	0	7
15	Zane Meeks		07:29	2-4	2-4	0-0	0	1	1	0	1	6	1	0	0	0	0	-2
Team							1	1	2			0		0				
Totals				29-56	10-22	14-17	7	30	37	20	20	82	14	10	5	5	1	15

Shooting By Period		
1 st FG%	16-30	53.3%
3PT%	7-12	58.3%
FT%	5-6	83.3%
2 nd FG%	13-26	50.0%
3PT%	3-10	30.0%
FT%	9-11	81.8%
GM FG%	29-56	51.8%
3PT%	10-22	45.5%
FT%	14-17	82.4%

Dead Ball Rebounds: 1, 1

Technical Fouls::NONE

	VAN	ASU
Biggest lead	1 (1 st 17:02)	18 (2 nd 10:20)
Best Scoring Run	6 (1 st 9:17)	11 (1 st 2:07)
Lead Changes	4	
Times Tied	3	
Time with Lead	01:36	36:20

Points from	VAN	ASU
Turnovers	12	5
Paint	34	32
Second Chance	6	11
Fast Breaks	14	5
Bench	13	17

	Period by Period Scoring		
	1st	2nd	TOT
VAN	29	38	67
ASU	44	38	82



Period 1

Quarter Starters:

ASU	1 Collins F	5 Neal J	8 Gaffney A	12 Perez J	24 Selebangue B
VAN	0 Lawrence T	2 Lubin V	3 Lewis P	10 Williams J	12 Taylor E

Game Time	ASU	Score	Diff	VAN
20:00	8 GAFFNEY A jumpball won			2 LUBIN V jumpball lost
19:35	24 SELEBANGUE B 2pt FG in the paint, layup made (2)	2-0	2	
19:35	1 COLLINS F assist (1)			
19:09		2-2	0	2 LUBIN V 2pt FG in the paint, layup made (2)
19:09				3 LEWIS P assist (1)
18:43	5 NEAL J 3pt FG , jump shot missed			
18:39				defensive rebound (1)
18:29	1 COLLINS F steal (1)			3 LEWIS P turnover lost ball (1)
18:25	24 SELEBANGUE B turnover travel (1)			
18:09				10 WILLIAMS J 2pt FG from turnover in the paint, driving layup blocked
18:09	8 GAFFNEY A block (1)			
18:04	8 GAFFNEY A defensive rebound (1)			
18:02	12 PEREZ J 2pt FG fast break in the paint, layup made (2)	4-2	2	
18:02	8 GAFFNEY A assist (1)			
17:44				12 TAYLOR E 2pt FG in the paint, turnaround jump shot missed
17:39				0 LAWRENCE T offensive rebound (1)
17:38		4-4	0	0 LAWRENCE T 2pt FG second chance in the paint, layup made (2)
17:22	1 COLLINS F 2pt FG in the paint, floating jump shot missed			
17:19	24 SELEBANGUE B offensive rebound (1)			
17:18	24 SELEBANGUE B 2pt FG second chance in the paint, layup made (4)	6-4	2	
17:02		6-7	-1	12 TAYLOR E 3pt FG , jump shot made (3)
17:02				0 LAWRENCE T assist (1)
16:31	12 PEREZ J 2pt FG outside the paint, jump shot missed			
16:26				0 LAWRENCE T defensive rebound (2)
16:20	24 SELEBANGUE B foul personal (1 - 1)			0 LAWRENCE T foul drawn (1)
16:14				12 TAYLOR E 3pt FG , jump shot missed
16:10	8 GAFFNEY A defensive rebound (2)			
15:53	5 NEAL J 2pt FG outside the paint, pull up jump shot made (2)	8-7	1	
15:22				2 LUBIN V 2pt FG in the paint, jump shot blocked
15:22	8 GAFFNEY A block (2)			
15:17	12 PEREZ J defensive rebound (1)			
15:04	24 SELEBANGUE B 2pt FG in the paint, layup missed			
15:01				12 TAYLOR E defensive rebound (1)
14:53	1 COLLINS F foul shooting (1 - 2)			3 LEWIS P foul drawn (1)
14:52	Timeout media			
14:52	1 COLLINS F substitution out			
14:52	12 PEREZ J substitution out			
14:52	24 SELEBANGUE B substitution out			
14:52	0 LANDS K substitution in			
14:52	2 GREEN B substitution in			
14:52	23 WATSON A substitution in			



Vanderbilt at Arizona St.

11/24/23 Michelob Ultra Arena, Las Vegas
2023-24 Men's Basketball

Officials: Ron Groover, Keith Kimble, Michael Greenstein

Game Time	ASU	Score	Diff	VAN
14:52		8-8	0	3 LEWIS P free throw 1 - 2 made (1)
14:52				3 LEWIS P free throw 2 - 2 missed
14:51	5 NEAL J defensive rebound (1)			
14:40	8 GAFFNEY A 2pt FG outside the paint, turnaround jump shot made (2)	10-8	2	
14:40	2 GREEN B assist (1)			
14:16		10-11	-1	12 TAYLOR E 3pt FG , jump shot made (6)
14:16				10 WILLIAMS J assist (1)
13:49	8 GAFFNEY A 3pt FG , jump shot made (5)	13-11	2	
13:23	8 GAFFNEY A foul shooting (1 - 3)			0 LAWRENCE T foul drawn (2)
13:23				0 LAWRENCE T free throw 1 - 2 missed
13:23				offensive dead ball rebound (1)
13:23		13-12	1	0 LAWRENCE T free throw 2 - 2 made (3)
13:05	8 GAFFNEY A 3pt FG , jump shot made (8)	16-12	4	
13:05	0 LANDS K assist (1)			
12:53	2 GREEN B foul personal (1 - 4)			3 LEWIS P foul drawn (2)
12:53				0 LAWRENCE T substitution out
12:53				24 ROBERTS J substitution in
12:53				2 LUBIN V substitution out
12:53				10 WILLIAMS J substitution out
12:53				13 PRESLEY M substitution in
12:53				35 LANG C substitution in
12:47				13 PRESLEY M 2pt FG in the paint, driving layup missed
12:44	8 GAFFNEY A defensive rebound (3)			
12:43	2 GREEN B 2pt FG in the paint, layup blocked			
12:43				12 TAYLOR E block (1)
12:43	offensive rebound (7)			
12:36	5 NEAL J 3pt FG second chance, jump shot missed			
12:29	5 NEAL J offensive rebound (2)			
12:21	5 NEAL J foul drawn (1)			12 TAYLOR E foul personal (1 - 1)
12:21	5 NEAL J substitution out			
12:21	8 GAFFNEY A substitution out			
12:21	23 WATSON A substitution out			
12:21	1 COLLINS F substitution in			
12:21	12 PEREZ J substitution in			
12:21	15 MEEKS Z substitution in			
12:06	1 COLLINS F 2pt FG second chance in the paint, driving layup made (2)	18-12	6	
11:50				3 LEWIS P 2pt FG in the paint, driving layup missed
11:47	12 PEREZ J defensive rebound (2)			
11:34	15 MEEKS Z 3pt FG , jump shot missed			
11:30				24 ROBERTS J defensive rebound (1)
11:20		18-14	4	12 TAYLOR E 2pt FG outside the paint, pull up jump shot made (8)
11:20				3 LEWIS P assist (2)
11:05	15 MEEKS Z 3pt FG , jump shot made (3)	21-14	7	
11:05	1 COLLINS F assist (2)			
10:36				12 TAYLOR E 3pt FG , jump shot missed
10:32	15 MEEKS Z defensive rebound (1)			
10:32	15 MEEKS Z foul drawn (1)			13 PRESLEY M foul personal (1 - 2)



Vanderbilt at Arizona St.

11/24/23 Michelob Ultra Arena, Las Vegas
2023-24 Men's Basketball

Officials: Ron Groover, Keith Kimble, Michael Greenstein

Game Time	ASU	Score	Diff	VAN
10:32	Timeout media			
10:32	2 GREEN B substitution out			
10:32	8 GAFFNEY A substitution in			
10:32				3 LEWIS P substitution out
10:32				12 TAYLOR E substitution out
10:32				4 WEST I substitution in
10:32				23 RIVERA-TORRES J substitution in
10:21	1 COLLINS F turnover lost ball (1)			13 PRESLEY M steal (1)
10:16		21-16	5	4 WEST I 2pt FG fast break from turnover in the paint, layup made (2)
10:16				13 PRESLEY M assist (1)
10:00	15 MEEKS Z 3pt FG , jump shot missed			
09:57				4 WEST I defensive rebound (1)
09:41		21-18	3	35 LANG C 2pt FG in the paint, layup made (2)
09:41				13 PRESLEY M assist (2)
09:23	12 PEREZ J turnover bad pass (1)			23 RIVERA-TORRES J steal (1)
09:17		21-20	1	23 RIVERA-TORRES J 2pt FG fast break from turnover in the paint, layup made (2)
08:50	12 PEREZ J foul drawn (1)			13 PRESLEY M foul shooting (2 - 3)
08:50	12 PEREZ J free throw 1 - 2 made (3)	22-20	2	
08:50	15 MEEKS Z substitution out			
08:50	24 SELEBANGUE B substitution in			
08:50	12 PEREZ J free throw 2 - 2 made (4)	23-20	3	
08:36				24 ROBERTS J 3pt FG , jump shot missed
08:32				13 PRESLEY M offensive rebound (1)
08:15				13 PRESLEY M 3pt FG second chance, jump shot missed
08:10				35 LANG C offensive rebound (1)
08:08				23 RIVERA-TORRES J 3pt FG second chance, jump shot missed
08:04	1 COLLINS F defensive rebound (1)			
08:02	1 COLLINS F foul drawn (1)			4 WEST I foul personal (1 - 4)
08:02	0 LANDS K substitution out			
08:02	5 NEAL J substitution in			
08:02				13 PRESLEY M substitution out
08:02				0 LAWRENCE T substitution in
07:51	12 PEREZ J foul drawn (2)			23 RIVERA-TORRES J foul personal (1 - 5)
07:51	Timeout media			
07:49	8 GAFFNEY A 2pt FG outside the paint, turnaround jump shot missed			
07:44	12 PEREZ J offensive rebound (3)			
07:34	5 NEAL J 3pt FG second chance, jump shot made (5)	26-20	6	
07:34	12 PEREZ J assist (1)			
07:07	5 NEAL J foul personal (1 - 5)			0 LAWRENCE T foul drawn (3)
06:59				0 LAWRENCE T 3pt FG , jump shot missed
06:53				35 LANG C offensive rebound (2)
06:53	jump ball situation			
06:53				23 RIVERA-TORRES J substitution out
06:53				35 LANG C substitution out
06:53				2 LUBIN V substitution in
06:53				12 TAYLOR E substitution in



Vanderbilt at Arizona St.

11/24/23 Michelob Ultra Arena, Las Vegas
2023-24 Men's Basketball

Officials: Ron Groover, Keith Kimble, Michael Greenstein

Game Time	ASU	Score	Diff	VAN
06:39				24 ROBERTS J 3pt FG second chance, jump shot missed
06:35	24 SELEBANGUE B defensive rebound (2)			
06:27	8 GAFFNEY A 3pt FG , jump shot made (11)	29-20	9	
06:27	5 NEAL J assist (1)			
06:07	1 COLLINS F foul personal (2 - 6)			2 LUBIN V foul drawn (1)
06:07	1 COLLINS F substitution out			
06:07	0 LANDS K substitution in			
06:05		29-22	7	12 TAYLOR E 2pt FG outside the paint, jump shot made (10)
06:05				0 LAWRENCE T assist (2)
05:41	0 LANDS K 3pt FG , jump shot missed			
05:37				2 LUBIN V defensive rebound (1)
05:32				12 TAYLOR E 2pt FG in the paint, layup missed
05:25	0 LANDS K defensive rebound (1)			
05:21	0 LANDS K 2pt FG outside the paint, pull up jump shot missed			
05:18	24 SELEBANGUE B offensive rebound (3)			
05:17	24 SELEBANGUE B 2pt FG second chance in the paint, layup missed			
05:14				2 LUBIN V defensive rebound (2)
05:07		29-24	5	2 LUBIN V 2pt FG in the paint, layup made (4)
05:07				4 WEST I assist (1)
05:07	12 PEREZ J foul shooting (1 - 7)			2 LUBIN V foul drawn (2)
05:07				4 WEST I substitution out
05:07				3 LEWIS P substitution in
05:07		29-25	4	2 LUBIN V free throw 1 - 1 made (5)
04:50	12 PEREZ J 2pt FG in the paint, driving layup made (6)	31-25	6	
04:31				12 TAYLOR E 2pt FG outside the paint, step back jump shot missed
04:26	24 SELEBANGUE B defensive rebound (4)			
04:14	5 NEAL J 2pt FG outside the paint, pull up jump shot missed			
04:10				0 LAWRENCE T defensive rebound (3)
04:07	0 LANDS K steal (1)			0 LAWRENCE T turnover bad pass (1)
04:05	0 LANDS K foul drawn (1)			0 LAWRENCE T foul personal (1 - 6)
04:05				24 ROBERTS J substitution out
04:05				35 LANG C substitution in
03:46	8 GAFFNEY A 3pt FG from turnover, jump shot made (14)	34-25	9	
03:46	12 PEREZ J assist (2)			
03:34	5 NEAL J foul personal (2 - 8)			0 LAWRENCE T foul drawn (4)
03:34	Timeout media			
03:34	12 PEREZ J substitution out			
03:34	2 GREEN B substitution in			
03:34	5 NEAL J substitution out			
03:34	12 PEREZ J substitution in			
03:34				0 LAWRENCE T 1&1 free throw 1 missed
03:31	defensive dead ball rebound (1)			
03:12	8 GAFFNEY A 3pt FG , jump shot made (17)	37-25	12	
03:12	12 PEREZ J assist (3)			
02:45	0 LANDS K steal (2)			35 LANG C turnover bad pass (1)
02:33	2 GREEN B 2pt FG from turnover outside the paint, jump shot made (2)	39-25	14	
02:33	0 LANDS K assist (2)			



Vanderbilt at Arizona St.

11/24/23 Michelob Ultra Arena, Las Vegas
2023-24 Men's Basketball

Officials: Ron Groover, Keith Kimble, Michael Greenstein

Game Time	ASU	Score	Diff	VAN
02:17				0 LAWRENCE T 2pt FG in the paint, jump shot blocked
02:17	0 LANDS K block (1)			
02:12				0 LAWRENCE T offensive rebound (4)
02:12				0 LAWRENCE T 3pt FG second chance, jump shot missed
02:07	2 GREEN B defensive rebound (1)			
02:07	24 SELEBANGUE B foul drawn (1)			3 LEWIS P foul shooting (1 - 7)
02:07	24 SELEBANGUE B free throw fast break 1 - 2 missed			
02:07	offensive dead ball rebound (2)			
02:07				35 LANG C substitution out
02:07				23 RIVERA-TORRES J substitution in
02:07	24 SELEBANGUE B free throw fast break 2 - 2 made (5)	40-25	15	
01:55				0 LAWRENCE T 2pt FG in the paint, layup missed
01:52	12 PEREZ J defensive rebound (4)			
01:41	12 PEREZ J 2pt FG in the paint, layup missed			
01:39				23 RIVERA-TORRES J defensive rebound (1)
01:37	24 SELEBANGUE B substitution out			
01:37	15 MEEKS Z substitution in			
01:27		40-27	13	2 LUBIN V 2pt FG in the paint, layup made (7)
01:27				0 LAWRENCE T assist (3)
01:14	0 LANDS K turnover bad pass (1)			0 LAWRENCE T steal (1)
01:10				23 RIVERA-TORRES J 2pt FG from turnover in the paint, layup blocked
01:10	8 GAFFNEY A block (3)			
01:09				offensive rebound (15)
01:05	0 LANDS K foul shooting (1 - 9)			12 TAYLOR E foul drawn (1)
01:05		40-28	12	12 TAYLOR E free throw 1 - 2 made (11)
01:05		40-29	11	12 TAYLOR E free throw 2 - 2 made (12)
00:49	0 LANDS K foul drawn (2)			2 LUBIN V foul shooting (1 - 8)
00:49	0 LANDS K free throw 1 - 2 made (1)	41-29	12	
00:49	15 MEEKS Z substitution out			
00:49	24 SELEBANGUE B substitution in			
00:49	0 LANDS K free throw 2 - 2 made (2)	42-29	13	
00:33				0 LAWRENCE T 3pt FG , jump shot missed
00:29	2 GREEN B defensive rebound (2)			
00:24	Timeout 30 Sec			
00:24	2 GREEN B substitution out			
00:24	24 SELEBANGUE B substitution out			
00:24	1 COLLINS F substitution in			
00:24	5 NEAL J substitution in			
00:05	5 NEAL J 2pt FG in the paint, driving layup made (7)	44-29	15	
END OF PERIOD				
ASU 44-29 VAN				



Vanderbilt at Arizona St.

11/24/23 Michelob Ultra Arena, Las Vegas
2023-24 Men's Basketball

Officials: Ron Groover, Keith Kimble, Michael Greenstein

Vanderbilt - 29

NO.	Name	F/G	Min	FG			Rebounds			Fouls		TP	AS	TO	ST	Blocks		+/-
				M-A	M-A	M-A	OR	DR	TOT	PF	FD					BS	BA	
2	Ven-Allen Lubin	F	14:00	3-4	0-0	1-1	0	2	2	1	2	7	0	0	0	0	1	-13
0	Tyrin Lawrence	G	15:09	1-6	0-3	1-3	2	2	4	1	4	3	3	1	1	0	1	-16
3	Paul Lewis	G	14:35	0-1	0-0	1-2	0	0	0	1	2	1	2	1	0	0	0	-17
10	Jordan Williams	G	07:07	0-1	0-0	0-0	0	0	0	0	0	0	1	0	0	0	1	-4
12	Evan Taylor	G	16:21	4-9	2-4	2-2	0	1	1	1	1	12	0	0	0	1	0	-16
13	Malik Presley		04:51	0-2	0-1	0-0	1	0	1	2	0	0	2	0	1	0	0	1
24	JaQualon "JQ" Roberts		08:48	0-2	0-2	0-0	0	1	1	0	0	0	0	0	0	0	0	-2
35	Carter Lang		07:58	1-1	0-0	0-0	2	0	2	0	0	2	0	1	0	0	0	-10
4	Isaiah West		05:25	1-1	0-0	0-0	0	1	1	1	0	2	1	0	0	0	0	2
23	Jason Rivera-Torres		05:46	1-3	0-1	0-0	0	1	1	1	0	2	0	0	1	0	1	0
Team							1	1	2			0		0				
Totals				11-30	2-11	5-8	6	9	15	8	9	29	9	3	3	1	4	-15

Shooting By Period		
1st FG%	11-30	36.7%
3PT%	2-11	18.2%
FT%	5-8	62.5%
GM FG%	11-30	36.7%
3PT%	2-11	18.2%
FT%	5-8	62.5%

Dead Ball Rebounds: 1, 0

Technical Fouls::NONE

Arizona St. - 44

NO.	Name	F/G	Min	FG			Rebounds			Fouls		TP	AS	TO	ST	Blocks		+/-
				M-A	M-A	M-A	OR	DR	TOT	PF	FD					BS	BA	
8	Alonzo Gaffney	F	18:11	6-7	5-5	0-0	0	3	3	1	0	17	1	0	0	3	0	12
24	Bryant Selebangué	F	12:45	2-4	0-0	1-2	2	2	4	1	1	5	0	1	0	0	0	15
1	Frankie Collins	G	11:47	1-2	0-0	0-0	0	1	1	2	1	2	2	1	1	0	0	8
5	Jamiya Neal	G	12:32	3-6	1-3	0-0	1	1	2	2	1	7	1	0	0	0	0	12
12	Jose Perez	G	17:29	2-4	0-0	2-2	1	3	4	1	2	6	3	1	0	0	0	12
0	Kamari Lands		12:57	0-2	0-1	2-2	0	1	1	1	2	2	2	1	2	1	0	8
2	Braelon Green		07:29	1-2	0-0	0-0	0	2	2	1	0	2	1	0	0	0	1	10
23	Akil Watson		02:31	0-0	0-0	0-0	0	0	0	0	0	0	0	0	0	0	0	3
15	Zane Meeks		04:19	1-3	1-3	0-0	0	1	1	0	1	3	0	0	0	0	0	-5
Team							1	0	1			0		0				
Totals				16-30	7-12	5-6	5	14	19	9	8	44	10	4	3	4	1	15

Shooting By Period		
1st FG%	16-30	53.3%
3PT%	7-12	58.3%
FT%	5-6	83.3%
GM FG%	16-30	53.3%
3PT%	7-12	58.3%
FT%	5-6	83.3%

Dead Ball Rebounds: 1, 1

Technical Fouls::NONE

	VAN	ASU
Biggest lead	1 (1 st 17:02)	15 (1 st 2:07)
Best Scoring Run	6 (1 st 9:17)	11 (1 st 2:07)
Lead Changes	4	
Times Tied	3	
Time with Lead	01:36	16:20

	VAN	ASU
Points from		
Turnovers	6	5
Paint	14	12
Second Chance	4	7
Fast Breaks	4	3
Bench	6	7

	Period by Period Scoring		
	1st	2nd	TOT
VAN	29	38	67
ASU	44	38	82



Vanderbilt at Arizona St.

11/24/23 Michelob Ultra Arena, Las Vegas
2023-24 Men's Basketball

Officials: Ron Groover, Keith Kimble, Michael Greenstein

Period 2

Quarter Starters:

ASU	1 Collins F	5 Neal J	8 Gaffney A	12 Perez J	24 Selebangue B
VAN	0 Lawrence T	2 Lubin V	3 Lewis P	4 West I	12 Taylor E

Game Time	ASU	Score	Diff	VAN
20:00	0 LANDS K substitution out			
20:00	24 SELEBANGUE B substitution in			
20:00				23 RIVERA-TORRES J substitution out
20:00				4 WEST I substitution in
19:48	5 NEAL J 3pt FG , jump shot missed			
19:44				4 WEST I defensive rebound (2)
19:33	24 SELEBANGUE B foul personal (2 - 1)			2 LUBIN V foul drawn (3)
19:29	5 NEAL J foul personal (3 - 2)			12 TAYLOR E foul drawn (2)
19:13		44-31	13	0 LAWRENCE T 2pt FG in the paint, driving layup made (5)
19:07	1 COLLINS F foul drawn (2)			2 LUBIN V foul personal (2 - 1)
18:51	8 GAFFNEY A 2pt FG outside the paint, turnaround jump shot missed			
18:46				2 LUBIN V defensive rebound (3)
18:37		44-33	11	12 TAYLOR E 2pt FG in the paint, layup made (14)
18:37				0 LAWRENCE T assist (4)
18:16	8 GAFFNEY A 3pt FG , jump shot missed			
18:12				4 WEST I defensive rebound (3)
17:55		44-35	9	2 LUBIN V 2pt FG in the paint, layup made (9)
17:38	5 NEAL J 2pt FG in the paint, driving layup made (9)	46-35	11	
17:18	24 SELEBANGUE B steal (1)			12 TAYLOR E turnover bad pass (1)
17:10	1 COLLINS F 2pt FG from turnover outside the paint, jump shot missed			
17:07				2 LUBIN V defensive rebound (4)
17:05		46-37	9	12 TAYLOR E 2pt FG fast break in the paint, layup made (16)
17:05				4 WEST I assist (2)
17:05	8 GAFFNEY A foul shooting (2 - 3)			12 TAYLOR E foul drawn (3)
17:05	5 NEAL J substitution out			
17:05	0 LANDS K substitution in			
17:05		46-38	8	12 TAYLOR E free throw fast break 1 - 1 made (17)
16:45	12 PEREZ J 2pt FG in the paint, driving layup made (8)	48-38	10	
16:24				4 WEST I 2pt FG outside the paint, jump shot missed
16:21	24 SELEBANGUE B defensive rebound (5)			
16:13	8 GAFFNEY A 3pt FG , jump shot missed			
16:08	12 PEREZ J offensive rebound (5)			
16:04	8 GAFFNEY A 2pt FG second chance in the paint, layup made (19)	50-38	12	
16:04	8 GAFFNEY A foul drawn (1)			4 WEST I foul shooting (2 - 2)
16:04	8 GAFFNEY A free throw 1 - 1 missed			
16:03				0 LAWRENCE T defensive rebound (5)
15:54				4 WEST I 3pt FG , jump shot missed
15:50	1 COLLINS F defensive rebound (2)			
15:49	8 GAFFNEY A turnover out of bounds (1)			
15:49	Timeout media			
15:38				3 LEWIS P 3pt FG from turnover, jump shot missed



Vanderbilt at Arizona St.

11/24/23 Michelob Ultra Arena, Las Vegas
2023-24 Men's Basketball

Officials: Ron Groover, Keith Kimble, Michael Greenstein

Game Time	ASU	Score	Diff	VAN
15:34	0 LANDS K defensive rebound (2)			
15:24	1 COLLINS F foul drawn (3)			0 LAWRENCE T foul personal (2 - 3)
15:24				0 LAWRENCE T substitution out
15:24				4 WEST I substitution out
15:24				13 PRESLEY M substitution in
15:24				23 RIVERA-TORRES J substitution in
15:09	12 PEREZ J foul drawn (3)			13 PRESLEY M foul personal (3 - 4)
14:54	12 PEREZ J 2pt FG in the paint, layup missed			
14:51				2 LUBIN V defensive rebound (5)
14:30				12 TAYLOR E 3pt FG , jump shot missed
14:26				13 PRESLEY M offensive rebound (2)
14:25	8 GAFFNEY A foul personal (3 - 4)			2 LUBIN V foul drawn (4)
14:11				2 LUBIN V 2pt FG second chance in the paint, layup missed
14:08	24 SELEBANGUE B defensive rebound (6)			
14:01	1 COLLINS F 2pt FG in the paint, layup made (4)	52-38	14	
13:36				12 TAYLOR E 2pt FG in the paint, layup missed
13:33	12 PEREZ J defensive rebound (6)			
13:29	8 GAFFNEY A turnover bad pass (2)			13 PRESLEY M steal (2)
13:22				3 LEWIS P 3pt FG from turnover, jump shot missed
13:19	0 LANDS K defensive rebound (3)			
12:59	8 GAFFNEY A substitution out			
12:59	12 PEREZ J substitution out			
12:59	24 SELEBANGUE B substitution out			
12:59	2 GREEN B substitution in			
12:59	5 NEAL J substitution in			
12:59	23 WATSON A substitution in			
12:59				2 LUBIN V substitution out
12:59				35 LANG C substitution in
12:54	5 NEAL J 2pt FG in the paint, driving layup made (11)	54-38	16	
12:41	2 GREEN B foul shooting (2 - 5)			12 TAYLOR E foul drawn (4)
12:41		54-39	15	12 TAYLOR E free throw 1 - 2 made (18)
12:41	1 COLLINS F substitution out			
12:41	15 MEEKS Z substitution in			
12:41				12 TAYLOR E free throw 2 - 2 missed
12:40	5 NEAL J defensive rebound (3)			
12:12	23 WATSON A 2pt FG in the paint, dunk, made (2)	56-39	17	
12:12	15 MEEKS Z assist (1)			
11:53	Timeout media			
11:53				13 PRESLEY M substitution out
11:53				10 WILLIAMS J substitution in
11:53				3 LEWIS P substitution out
11:53				13 PRESLEY M substitution in
11:46	0 LANDS K foul shooting (2 - 6)			12 TAYLOR E foul drawn (5)
11:46		56-40	16	12 TAYLOR E free throw 1 - 2 made (19)
11:46				35 LANG C substitution out
11:46				21 KAMATEROS T substitution in
11:46		56-41	15	12 TAYLOR E free throw 2 - 2 made (20)
11:31	23 WATSON A 3pt FG , jump shot missed			
11:27				13 PRESLEY M defensive rebound (3)



Vanderbilt at Arizona St.

11/24/23 Michelob Ultra Arena, Las Vegas
2023-24 Men's Basketball

Officials: Ron Groover, Keith Kimble, Michael Greenstein

Game Time	ASU	Score	Diff	VAN
11:15		56-43	13	21 KAMATEROS T 2pt FG in the paint, layup made (2)
10:53	15 MEEKS Z 3pt FG , jump shot made (6)	59-43	16	
10:53	23 WATSON A assist (1)			
10:34				23 RIVERA-TORRES J 3pt FG , jump shot missed
10:31	23 WATSON A defensive rebound (1)			
10:27	0 LANDS K 3pt FG , jump shot missed			
10:24	0 LANDS K offensive rebound (4)			
10:20	0 LANDS K 2pt FG second chance in the paint, driving layup made (4)	61-43	18	
10:00				23 RIVERA-TORRES J 2pt FG in the paint, jump shot missed
09:57	0 LANDS K defensive rebound (5)			
09:31	5 NEAL J turnover lost ball (1)			
09:31	2 GREEN B substitution out			
09:31	15 MEEKS Z substitution out			
09:31	23 WATSON A substitution out			
09:31	1 COLLINS F substitution in			
09:31	8 GAFFNEY A substitution in			
09:31	12 PEREZ J substitution in			
09:31				12 TAYLOR E substitution out
09:31				23 RIVERA-TORRES J substitution out
09:31				0 LAWRENCE T substitution in
09:31				24 ROBERTS J substitution in
09:03				10 WILLIAMS J 3pt FG from turnover, jump shot missed
09:02	defensive rebound (31)			
09:02	5 NEAL J foul drawn (2)			24 ROBERTS J foul personal (1 - 5)
08:57	0 LANDS K 2pt FG in the paint, layup missed			
08:54				21 KAMATEROS T defensive rebound (1)
08:52	1 COLLINS F foul shooting (3 - 7)			13 PRESLEY M foul drawn (1)
08:52				13 PRESLEY M free throw fast break 1 - 2 missed
08:52				offensive dead ball rebound (2)
08:52		61-44	17	13 PRESLEY M free throw fast break 2 - 2 made (1)
08:28	12 PEREZ J foul drawn (4)			24 ROBERTS J foul shooting (2 - 6)
08:28	12 PEREZ J free throw 1 - 2 made (9)	62-44	18	
08:28	12 PEREZ J free throw 2 - 2 missed			
08:27				24 ROBERTS J defensive rebound (2)
08:14				0 LAWRENCE T 3pt FG , jump shot missed
08:10				0 LAWRENCE T offensive rebound (6)
08:09				0 LAWRENCE T 2pt FG second chance in the paint, layup blocked
08:09	8 GAFFNEY A block (4)			
08:02	8 GAFFNEY A defensive rebound (4)			
08:01	8 GAFFNEY A turnover lost ball (3)			24 ROBERTS J steal (1)
07:56		62-46	16	24 ROBERTS J 2pt FG fast break from turnover in the paint, layup made (2)
07:50	1 COLLINS F 2pt FG in the paint, layup made (6)	64-46	18	
07:41				0 LAWRENCE T 2pt FG in the paint, layup missed
07:39	1 COLLINS F defensive rebound (3)			
07:35	12 PEREZ J 3pt FG , jump shot missed			
07:31				21 KAMATEROS T defensive rebound (2)
07:30	8 GAFFNEY A foul personal (4 - 8)			21 KAMATEROS T foul drawn (1)



Vanderbilt at Arizona St.

11/24/23 Michelob Ultra Arena, Las Vegas
2023-24 Men's Basketball

Officials: Ron Groover, Keith Kimble, Michael Greenstein

Game Time	ASU	Score	Diff	VAN
07:30	Timeout media			
07:30	8 GAFFNEY A substitution out			
07:30	24 SELEBANGUE B substitution in			
07:30		64-47	17	21 KAMATEROS T 1&1 free throw 1 made (3)
07:30		64-48	16	21 KAMATEROS T 1&1 free throw 2 made (4)
07:06	12 PEREZ J 2pt FG in the paint, layup missed			
07:03				24 ROBERTS J defensive rebound (3)
06:36				10 WILLIAMS J 3pt FG , jump shot missed
06:34				offensive rebound (29)
06:34	1 COLLINS F foul personal (4 - 9)			24 ROBERTS J foul drawn (1)
06:34	1 COLLINS F substitution out			
06:34	2 GREEN B substitution in			
06:34				10 WILLIAMS J substitution out
06:34				13 PRESLEY M substitution out
06:34				3 LEWIS P substitution in
06:34				12 TAYLOR E substitution in
06:34				24 ROBERTS J 1&1 free throw 1 missed
06:33	5 NEAL J defensive rebound (4)			
06:14	5 NEAL J 3pt FG , jump shot missed			
06:11				24 ROBERTS J defensive rebound (4)
06:05	24 SELEBANGUE B foul shooting (3 - 10)			0 LAWRENCE T foul drawn (5)
06:05		64-49	15	0 LAWRENCE T free throw 1 - 2 made (6)
06:05		64-50	14	0 LAWRENCE T free throw 2 - 2 made (7)
05:47	12 PEREZ J foul double personal (2 - 11)			12 TAYLOR E foul drawn (6)
05:45	12 PEREZ J foul drawn (5)			12 TAYLOR E foul personal (2 - 7)
05:45	5 NEAL J turnover lane violation (2)			
05:41	5 NEAL J substitution out			
05:41	1 COLLINS F substitution in			
05:31		64-52	12	12 TAYLOR E 2pt FG from turnover in the paint, layup made (22)
05:06	2 GREEN B 3pt FG , jump shot made (5)	67-52	15	
05:06	12 PEREZ J assist (4)			
04:44	12 PEREZ J steal (1)			0 LAWRENCE T turnover lost ball (2)
04:38	0 LANDS K 2pt FG from turnover in the paint, floating jump shot missed			
04:36				defensive rebound (31)
04:36	0 LANDS K substitution out			
04:36	24 SELEBANGUE B substitution out			
04:36	5 NEAL J substitution in			
04:36	8 GAFFNEY A substitution in			
04:36				24 ROBERTS J substitution out
04:36				2 LUBIN V substitution in
04:22		67-55	12	12 TAYLOR E 3pt FG , jump shot made (25)
04:22				0 LAWRENCE T assist (5)
04:07	1 COLLINS F turnover lost ball (2)			3 LEWIS P steal (1)
04:03		67-57	10	0 LAWRENCE T 2pt FG fast break from turnover in the paint, layup made (9)
04:03				3 LEWIS P assist (3)
04:02	Timeout 30 Sec			
04:02	Timeout media			



Vanderbilt at Arizona St.

11/24/23 Michelob Ultra Arena, Las Vegas
2023-24 Men's Basketball

Officials: Ron Groover, Keith Kimble, Michael Greenstein

Game Time	ASU	Score	Diff	VAN
05:47	12 PEREZ J foul drawn (6)			12 TAYLOR E foul double personal (3 - 8)
04:02	2 GREEN B substitution out			
04:02	0 LANDS K substitution in			
03:52	12 PEREZ J 2pt FG in the paint, layup made (11)	69-57	12	
03:52	1 COLLINS F assist (3)			
03:38		69-59	10	3 LEWIS P 2pt FG in the paint, driving layup made (3)
03:08	5 NEAL J 3pt FG , jump shot made (14)	72-59	13	
02:50				12 TAYLOR E 3pt FG , jump shot missed
02:48				offensive rebound (32)
02:48	Timeout media			
02:46				12 TAYLOR E 3pt FG second chance, jump shot missed
02:41	5 NEAL J defensive rebound (5)			
02:26	1 COLLINS F foul drawn (4)			3 LEWIS P foul shooting (2 - 9)
02:26	1 COLLINS F free throw 1 - 2 made (7)	73-59	14	
02:26	1 COLLINS F free throw 2 - 2 made (8)	74-59	15	
02:09		74-62	12	0 LAWRENCE T 3pt FG , jump shot made (12)
02:04	0 LANDS K substitution out			
02:04	24 SELEBANGUE B substitution in			
02:04				21 KAMATEROS T substitution out
02:04				23 RIVERA-TORRES J substitution in
02:04	Timeout 30 Sec			
01:49	1 COLLINS F foul drawn (5)			3 LEWIS P foul personal (3 - 10)
01:49	1 COLLINS F free throw 1 - 2 made (9)	75-62	13	
01:49	1 COLLINS F free throw 2 - 2 made (10)	76-62	14	
01:33				23 RIVERA-TORRES J 3pt FG , jump shot missed
01:29	5 NEAL J defensive rebound (6)			
01:20	1 COLLINS F 2pt FG in the paint, driving layup made (12)	78-62	16	
01:07		78-65	13	0 LAWRENCE T 3pt FG , jump shot made (15)
01:07				3 LEWIS P assist (4)
00:56	12 PEREZ J foul drawn (7)			23 RIVERA-TORRES J foul personal (2 - 11)
00:56	12 PEREZ J free throw 1 - 2 made (12)	79-65	14	
00:56	12 PEREZ J free throw 2 - 2 made (13)	80-65	15	
00:50				0 LAWRENCE T 3pt FG , jump shot missed
00:46				3 LEWIS P offensive rebound (1)
00:45				23 RIVERA-TORRES J 3pt FG second chance, jump shot missed
00:41				2 LUBIN V offensive rebound (6)
00:41		80-67	13	2 LUBIN V 2pt FG second chance in the paint, layup made (11)
00:36	12 PEREZ J foul drawn (8)			23 RIVERA-TORRES J foul personal (3 - 12)
00:36	12 PEREZ J free throw fast break 1 - 2 made (14)	81-67	14	
00:36	12 PEREZ J free throw fast break 2 - 2 made (15)	82-67	15	
00:23				3 LEWIS P 3pt FG , jump shot missed
00:18				23 RIVERA-TORRES J offensive rebound (2)
00:18				0 LAWRENCE T 3pt FG second chance, jump shot missed
00:14	5 NEAL J defensive rebound (7)			
END OF GAME				
ASU 82-67 VAN				



Vanderbilt at Arizona St.

11/24/23 Michelob Ultra Arena, Las Vegas
2023-24 Men's Basketball

Officials: Ron Groover, Keith Kimble, Michael Greenstein

Vanderbilt - 38

NO.	Name	Min	FG			Rebounds			Fouls		TP	AS	TO	ST	Blocks		+/-
			M-A	M-A	M-A	OR	DR	TOT	PF	FD					BS	BA	
2	Ven-Allen Lubin	F 11:37	2-3	0-0	0-0	1	3	4	1	2	4	0	0	0	0	0	1
0	Tyrin Lawrence	G 14:07	4-9	2-5	2-2	1	1	2	1	1	12	2	1	0	0	1	6
3	Paul Lewis	G 14:41	1-4	0-3	0-0	1	0	1	2	0	2	2	0	1	0	0	-1
10	Jordan Williams	G 05:19	0-2	0-2	0-0	0	0	0	0	0	0	0	0	0	0	0	1
12	Evan Taylor	G 17:03	4-8	1-4	4-5	0	0	0	2	5	13	0	1	0	0	0	-2
4	Isaiah West	04:36	0-2	0-1	0-0	0	2	2	1	0	0	1	0	0	0	0	3
13	Malik Presley	08:50	0-0	0-0	1-2	1	1	2	1	1	1	0	0	1	0	0	-4
23	Jason Rivera-Torres	07:57	0-4	0-3	0-0	1	0	1	2	0	0	0	0	0	0	0	-9
35	Carter Lang	01:13	0-0	0-0	0-0	0	0	0	0	0	0	0	0	0	0	0	-2
21	Tasos Kamateros	09:42	1-1	0-0	2-2	0	2	2	0	1	4	0	0	0	0	0	4
24	JaQualon "JQ" Roberts	04:55	1-1	0-0	0-1	0	3	3	2	1	2	0	0	1	0	0	3
Team						2	1	3			0		0				
Totals			13-34	3-18	9-12	7	13	20	12	11	38	5	2	3	0	1	0

Shooting By Period		
2nd FG%	13-34	38.2%
3PT%	3-18	16.7%
FT%	9-12	75%
GM FG%	13-34	38.2%
3PT%	3-18	16.7%
FT%	9-12	75.0%

Dead Ball Rebounds: 1, 0

Technical Fouls::NONE

Arizona St. - 38

NO.	Name	Min	FG			Rebounds			Fouls		TP	AS	TO	ST	Blocks		+/-
			M-A	M-A	M-A	OR	DR	TOT	PF	FD					BS	BA	
8	Alonzo Gaffney	F 13:38	1-4	0-2	0-1	0	1	1	3	1	2	0	3	0	1	0	-1
24	Bryant Selebangué	F 11:59	0-0	0-0	0-0	0	2	2	2	0	0	0	0	1	0	0	-1
1	Frankie Collins	G 15:57	3-4	0-0	4-4	0	2	2	2	4	10	1	1	0	0	0	-1
5	Jamiya Neal	G 14:49	3-5	1-3	0-0	0	5	5	1	1	7	0	2	0	0	0	-6
12	Jose Perez	G 16:32	2-5	0-1	5-6	1	1	2	1	6	9	1	0	1	0	0	-4
0	Kamari Lands	14:27	1-4	0-1	0-0	1	3	4	1	0	2	0	0	0	0	0	8
2	Braelon Green	06:00	1-1	1-1	0-0	0	0	0	1	0	3	0	0	0	0	0	-2
23	Akil Watson	03:28	1-2	0-1	0-0	0	1	1	0	0	2	1	0	0	0	0	4
15	Zane Meeks	03:10	1-1	1-1	0-0	0	0	0	0	0	3	1	0	0	0	0	3
Team						0	1	1			0		0				
Totals			13-26	3-10	9-11	2	16	18	11	12	38	4	6	2	1	0	0

Shooting By Period		
2nd FG%	13-26	50.0%
3PT%	3-10	30.0%
FT%	9-11	81.8%
GM FG%	13-26	50.0%
3PT%	3-10	30.0%
FT%	9-11	81.8%

Dead Ball Rebounds: 0, 0

Technical Fouls::NONE

	VAN	ASU
Biggest lead	0 (1 st 20:00)	18 (2 nd 10:20)
Best Scoring Run	6(2 nd 17:55)	8(2 nd 12:54)
Lead Changes	0	
Times Tied	0	
Time with Lead	00:00	19:48

Points from	VAN	ASU
Turnovers	6	0
Paint	20	20
Second Chance	2	4
Fast Breaks	10	2
Bench	7	10

	Period by Period Scoring		
	1st	2nd	TOT
VAN	29	38	67
ASU	44	38	82



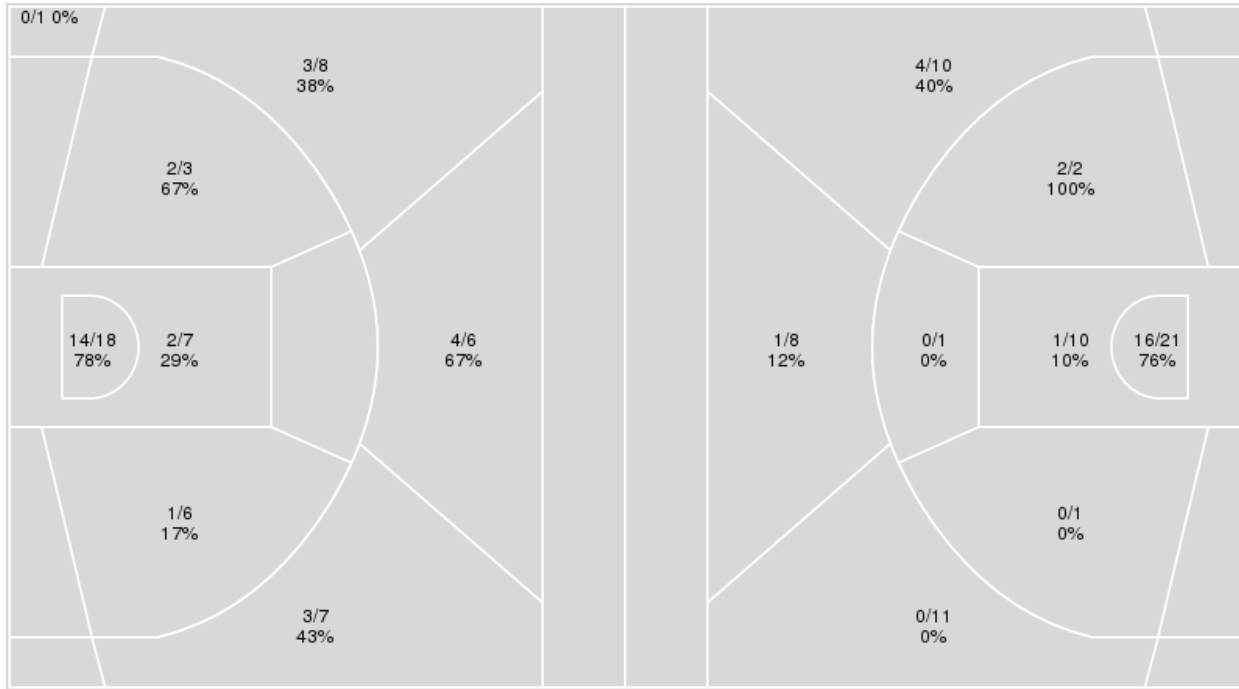
Officials: Ron Groover, Keith Kimble, Michael Greenstein

{ Players => 0, 1, 2, 3, 5, 7, 8, 9, 11, 12, 14, 15, 20, 23, 24, 25, 44; } FG
 Types => All; Results => All;

{ Players => 0, 1, 2, 3, 4, 5, 10, 12, 13, 15, 21, 22, 23, 24, 25, 34, 35; }
 FG Types => All; Results => All;

Arizona St.

Vanderbilt



Arizona St.	M/A	%
Field Goals	29/56	52
2 Points	19/34	56
3 Points	10/22	45
Free Throws	14/17	82

Vanderbilt	M/A	%
Field Goals	24/64	38
2 Points	19/35	54
3 Points	5/29	17
Free Throws	14/20	70



Vanderbilt at Arizona St.

11/24/23 Michelob Ultra Arena, Las Vegas
2023-24 Men's Basketball

Officials: Ron Groover, Keith Kimble, Michael Greenstein

Vanderbilt

No	Name	Mins		Score		Points Diff		Points per Min		Assists		Rebounds		Steals		Turnovers	
		On	Off	On	Off	On	Off	On	Off	On	Off	On	Off	On	Off	On	Off
0	Tyrin Lawrence	29:16	10:44	54 - 64	13 - 18	-10	-5	1.85	1.21	11	3	28	7	3	3	5	0
2	Ven-Allen Lubin	25:37	14:23	45 - 57	22 - 25	-12	-3	1.76	1.53	11	3	21	14	3	3	4	1
3	Paul Lewis	29:16	10:44	48 - 66	19 - 16	-18	3	1.64	1.77	10	4	22	13	3	3	5	0
4	Isaiah West	10:01	29:59	19 - 14	48 - 68	5	-20	1.90	1.60	6	8	11	24	2	4	1	4
10	Jordan Williams	12:26	27:34	21 - 24	46 - 58	-3	-12	1.69	1.67	3	11	11	24	1	5	1	4
12	Evan Taylor	33:24	06:36	56 - 74	11 - 8	-18	3	1.68	1.67	12	2	25	10	3	3	5	0
13	Malik Presley	13:41	26:19	18 - 21	49 - 61	-3	-12	1.32	1.86	3	11	13	22	4	2	0	5
21	Tasos Kamateros	09:42	30:18	22 - 18	45 - 64	4	-19	2.27	1.49	2	12	10	25	2	4	1	4
23	Jason Rivera-Torres	13:43	26:17	20 - 29	47 - 53	-9	-6	1.46	1.79	4	10	12	23	4	2	0	5
24	JaQualon "JQ" Roberts	13:43	26:17	22 - 21	45 - 61	1	-16	1.60	1.71	5	9	16	19	3	3	2	3
35	Carter Lang	09:11	30:49	10 - 22	57 - 60	-12	-3	1.09	1.85	3	11	6	29	2	4	1	4

Arizona St.

No	Name	Mins		Score		Points Diff		Points per Min		Assists		Rebounds		Steals		Turnovers	
		On	Off	On	Off	On	Off	On	Off	On	Off	On	Off	On	Off	On	Off
0	Kamari Lands	27:24	12:36	58 - 42	24 - 25	16	-1	2.12	1.90	10	4	29	8	3	2	8	2
1	Frankie Collins	27:44	12:16	54 - 47	28 - 20	7	8	1.95	2.28	7	7	22	15	3	2	7	3
2	Braelon Green	13:29	26:31	33 - 25	49 - 42	8	7	2.45	1.85	8	6	14	23	2	3	4	6
5	Jamiya Neal	27:21	12:39	58 - 52	24 - 15	6	9	2.12	1.90	10	4	24	13	3	2	5	5
8	Alonzo Gaffney	31:49	08:11	65 - 54	17 - 13	11	4	2.04	2.08	10	4	30	7	4	1	8	2
12	Jose Perez	34:01	05:59	65 - 57	17 - 10	8	7	1.91	2.84	10	4	29	8	5	0	9	1
15	Zane Meeks	07:29	32:31	14 - 16	68 - 51	-2	17	1.87	2.09	3	11	6	31	0	5	4	6
23	Akil Watson	05:59	34:01	17 - 10	65 - 57	7	8	2.84	1.91	4	10	8	29	0	5	1	9
24	Bryant Selebangué	24:44	15:16	46 - 32	36 - 35	14	1	1.86	2.36	8	6	23	14	5	0	4	6

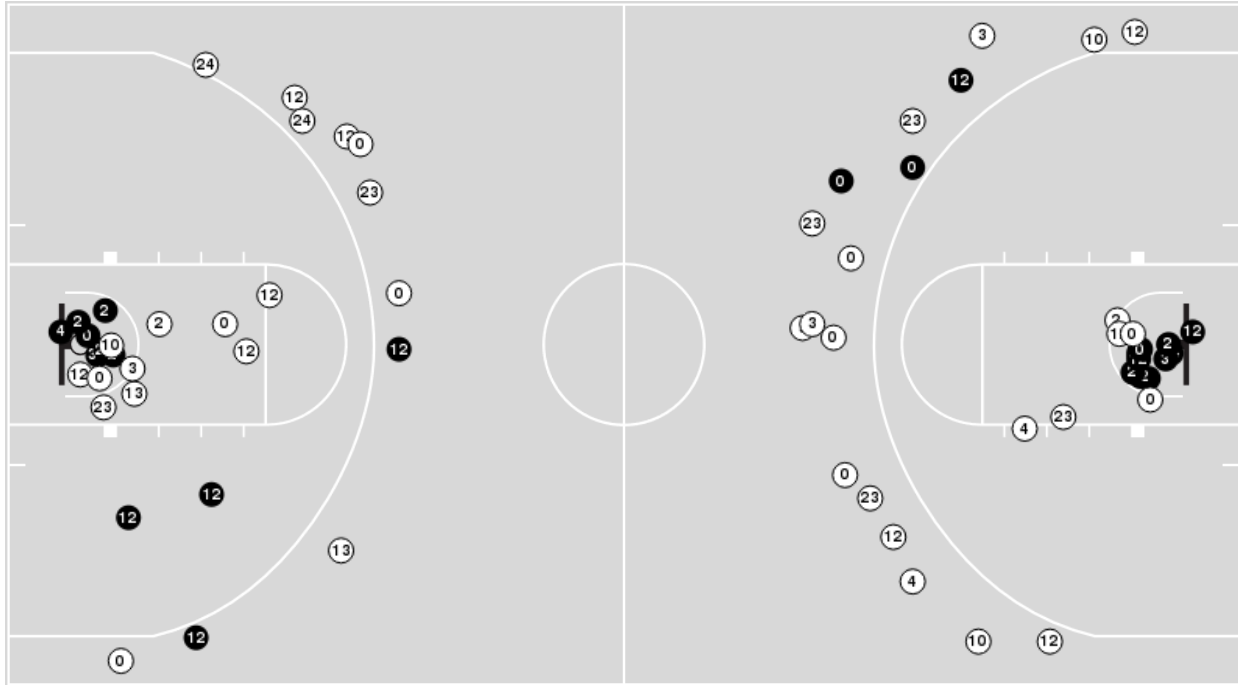


Officials: Ron Groover, Keith Kimble, Michael Greenstein

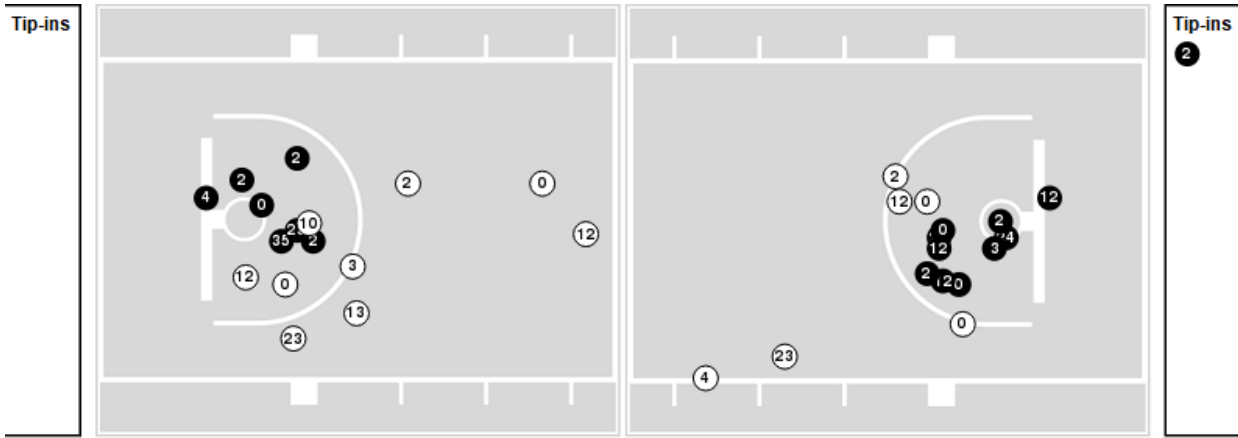
Players => 0, 1, 2, 3, 4, 5, 10, 12, 13, 15, 21, 22, 23, 24, 25, 34, 35 FG Types=>All Results=>All

Vanderbilt

All Field Goals



Blow Up Chart



N Made **(N)** Missed N - Player Number

Vanderbilt	M/A	%
Field Goals	24/64	38
2 Points	19/35	54
3 Points	5/29	17
Free Throws	14/20	70

Vanderbilt	M/A	%
Points in the Paint	34 (17 / 31)	55
Fast Break Points	14 (9/10)	90
Second Chance Points	6 (4/14)	29
Effective FG%	41	

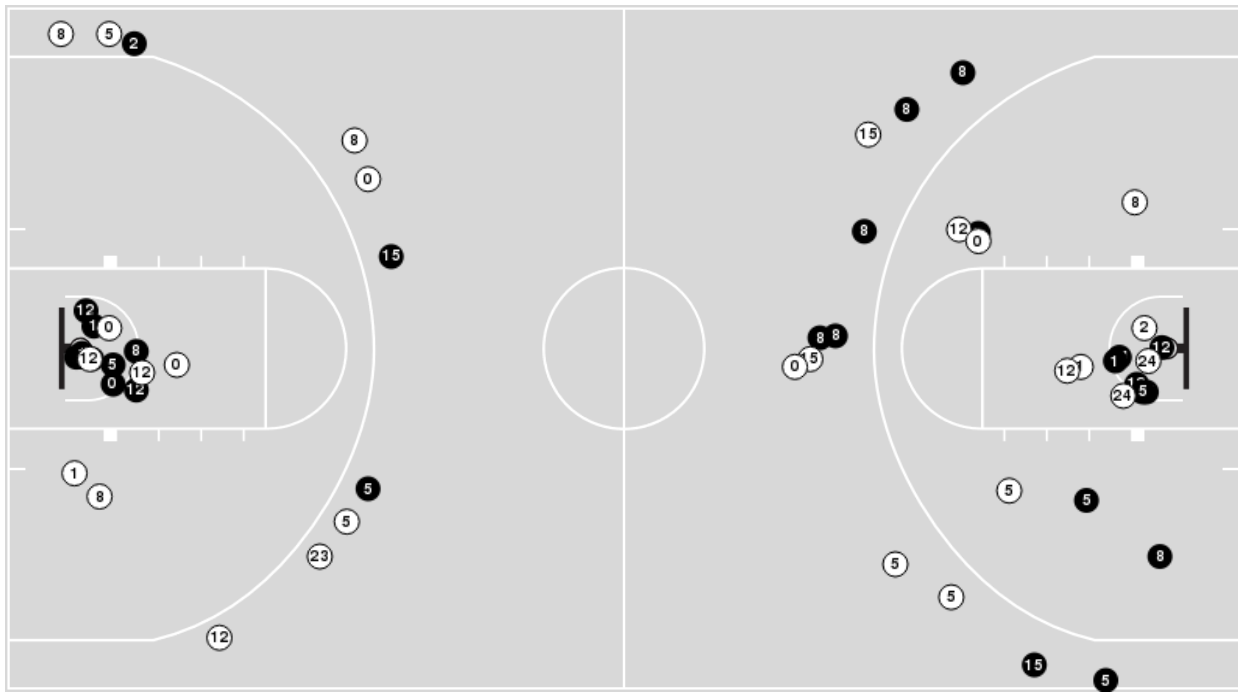


Officials: Ron Groover, Keith Kimble, Michael Greenstein

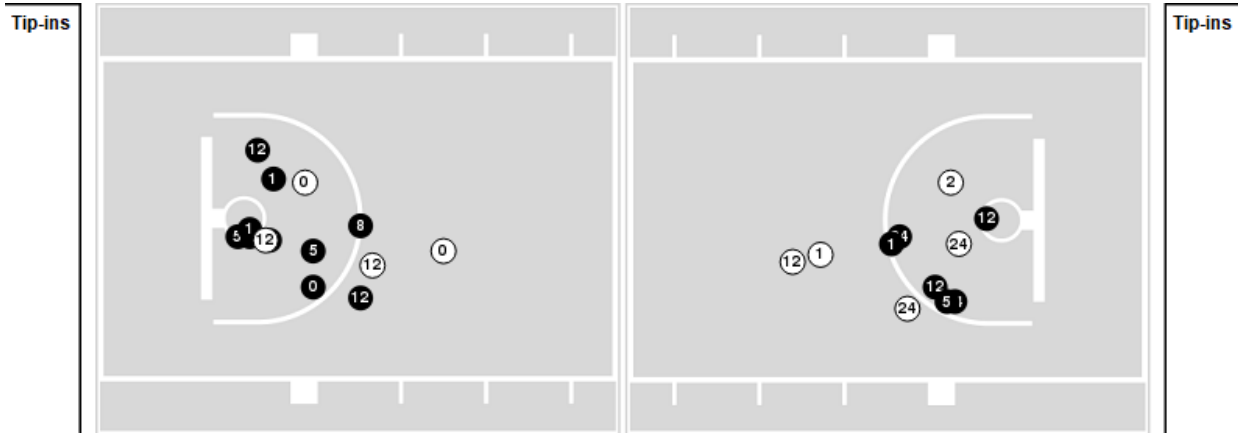
Players => 0, 1, 2, 3, 5, 7, 8, 9, 11, 12, 14, 15, 20, 23, 24, 25, 44FG Types=>AllResults=>All

Arizona St.

All Field Goals



Blow Up Chart



● Made ○ Missed N - Player Number

Arizona St.	M/A	%
Field Goals	29/56	52
2 Points	19/34	56
3 Points	10/22	45
Free Throws	14/17	82

Arizona St.	M/A	%
Points in the Paint	32 (16 / 25)	64
Fast Break Points	5 (4/5)	80
Second Chance Points	11 (5/8)	62
Effective FG%	61	



Vanderbilt at Arizona St.

11/24/23 Michelob Ultra Arena, Las Vegas
2023-24 Men's Basketball

Officials: Ron Groover, Keith Kimble, Michael Greenstein

Vanderbilt

Lineup	Quarter On	Time On	Quarter Off	Time Off	Time on Court	Score	Score Diff	Reb	Stl	Tov	Ass	PPP
0- Lawrence T/ 2- Lubin V/ 3- Lewis P/ 10- Williams J/ 12- Taylor E/	1	20:00	1	12:53	07:07	12-16	-4	4	0	1	3	1.2295
2- Lubin V/ 3- Lewis P/ 10- Williams J/ 12- Taylor E/ 24- Roberts J/	1	12:53	1	12:53	00:00	0-0	0	0	0	0	0	0.0000
3- Lewis P/ 12- Taylor E/ 13- Presley M/ 24- Roberts J/ 35- Lang C/	1	12:53	1	10:32	02:21	2-5	-3	1	0	0	1	0.5000
4- West I/ 13- Presley M/ 23- Rivera-Torres J/ 24- Roberts J/ 35- Lang C/	1	10:32	1	08:02	02:30	6-2	4	3	2	0	2	1.5000
0- Lawrence T/ 4- West I/ 23- Rivera-Torres J/ 24- Roberts J/ 35- Lang C/	1	08:02	1	06:53	01:09	0-3	-3	1	0	0	0	0.0000
0- Lawrence T/ 2- Lubin V/ 4- West I/ 12- Taylor E/ 24- Roberts J/	1	06:53	1	05:07	01:46	4-3	1	2	0	0	2	1.0000
0- Lawrence T/ 2- Lubin V/ 3- Lewis P/ 12- Taylor E/ 24- Roberts J/	1	05:07	1	04:05	01:02	1-2	-1	1	0	1	0	0.4098
0- Lawrence T/ 2- Lubin V/ 3- Lewis P/ 12- Taylor E/ 35- Lang C/	1	04:05	1	02:07	01:58	0-8	-8	1	0	1	0	0.0000
0- Lawrence T/ 2- Lubin V/ 3- Lewis P/ 12- Taylor E/ 23- Rivera-Torres J/	1	02:07	2	20:00	02:07	4-5	-1	2	1	0	1	1.0309
0- Lawrence T/ 2- Lubin V/ 3- Lewis P/ 4- West I/ 12- Taylor E/	2	20:00	2	15:24	04:36	9-6	3	5	0	1	2	1.0664
2- Lubin V/ 3- Lewis P/ 12- Taylor E/ 13- Presley M/ 23- Rivera-Torres J/	2	15:24	2	12:59	02:25	0-2	-2	2	1	0	0	0.0000
3- Lewis P/ 12- Taylor E/ 13- Presley M/ 23- Rivera-Torres J/ 35- Lang C/	2	12:59	2	11:53	01:06	1-4	-3	0	0	0	0	1.1364
3- Lewis P/ 10- Williams J/ 12- Taylor E/ 23- Rivera-Torres J/ 35- Lang C/	2	11:53	2	11:53	00:00	0-0	0	0	0	0	0	0.0000
10- Williams J/ 12- Taylor E/ 13- Presley M/ 23- Rivera-Torres J/ 35- Lang C/	2	11:53	2	11:46	00:07	1-0	1	0	0	0	0	2.2727
10- Williams J/ 12- Taylor E/ 13- Presley M/ 21- Kamateros T/ 23- Rivera-Torres J/	2	11:46	2	09:31	02:15	3-5	-2	1	0	0	0	0.8721
0- Lawrence T/ 10- Williams J/ 13- Presley M/ 21- Kamateros T/ 24- Roberts J/	2	09:31	2	06:34	02:57	5-3	2	6	1	0	0	0.8681
0- Lawrence T/ 3- Lewis P/ 12- Taylor E/ 21- Kamateros T/ 24- Roberts J/	2	06:34	2	04:36	01:58	4-3	1	2	0	1	0	1.2048
0- Lawrence T/ 2- Lubin V/ 3- Lewis P/ 12- Taylor E/ 21- Kamateros T/	2	04:36	2	02:04	02:32	10-7	3	1	1	0	2	2.0000
0- Lawrence T/ 2- Lubin V/ 3- Lewis P/ 12- Taylor E/ 23- Rivera-Torres J/	2	02:04	2	00:00	02:04	5-8	-3	3	0	0	1	1.2500



Vanderbilt at Arizona St.

11/24/23 Michelob Ultra Arena, Las Vegas
2023-24 Men's Basketball

Officials: Ron Groover, Keith Kimble, Michael Greenstein

Arizona St.

Lineup	Quarter On	Time On	Quarter Off	Time Off	Time on Court	Score	Score Diff	Reb	Stl	Tov	Ass	PPP
1- Collins F/5- Neal J/8- Gaffney A/12- Perez J/24- Selebangué B/ 0- Lands K/2- Green B/5- Neal J/8- Gaffney A/23- Watson A/	1	20:00	1	14:52	05:08	8-7	1	4	1	1	2	1.0000
0- Lands K/1- Collins F/2- Green B/12- Perez J/15- Meeks Z/ 0- Lands K/1- Collins F/8- Gaffney A/12- Perez J/15- Meeks Z/	1	12:21	1	10:32	01:49	5-2	3	2	0	0	1	1.6667
0- Lands K/1- Collins F/8- Gaffney A/12- Perez J/15- Meeks Z/ 0- Lands K/1- Collins F/8- Gaffney A/12- Perez J/24- Selebangué B/	1	10:32	1	08:50	01:42	1-6	-5	0	0	2	0	0.2907
0- Lands K/1- Collins F/8- Gaffney A/12- Perez J/24- Selebangué B/	1	08:50	1	08:02	00:48	1-0	1	1	0	0	0	2.2727
1- Collins F/5- Neal J/8- Gaffney A/12- Perez J/24- Selebangué B/ 0- Lands K/5- Neal J/8- Gaffney A/12- Perez J/24- Selebangué B/	1	08:02	1	06:07	01:55	6-0	6	2	0	0	2	3.0000
0- Lands K/5- Neal J/8- Gaffney A/12- Perez J/24- Selebangué B/	1	06:07	1	03:34	02:33	5-5	0	3	1	0	1	1.0000
0- Lands K/2- Green B/5- Neal J/8- Gaffney A/24- Selebangué B/	1	03:34	1	03:34	00:00	0-0	0	0	0	0	0	0.0000
0- Lands K/2- Green B/8- Gaffney A/12- Perez J/24- Selebangué B/ 0- Lands K/2- Green B/8- Gaffney A/12- Perez J/15- Meeks Z/	1	03:34	1	01:37	01:57	6-0	6	2	1	0	2	1.5464
0- Lands K/2- Green B/8- Gaffney A/12- Perez J/15- Meeks Z/ 0- Lands K/2- Green B/8- Gaffney A/12- Perez J/24- Selebangué B/	1	01:37	1	00:49	00:47	1-4	-3	0	0	1	0	0.6944
0- Lands K/2- Green B/8- Gaffney A/12- Perez J/24- Selebangué B/ 0- Lands K/1- Collins F/5- Neal J/8- Gaffney A/12- Perez J/	1	00:49	1	00:24	00:24	1-0	1	1	0	0	0	2.2727
0- Lands K/1- Collins F/5- Neal J/8- Gaffney A/12- Perez J/ 1- Collins F/5- Neal J/8- Gaffney A/12- Perez J/24- Selebangué B/	1	00:24	2	20:00	00:24	2-0	2	0	0	0	0	2.0000
1- Collins F/5- Neal J/8- Gaffney A/12- Perez J/24- Selebangué B/ 0- Lands K/1- Collins F/8- Gaffney A/12- Perez J/24- Selebangué B/	2	20:00	2	17:05	02:55	2-8	-6	0	1	0	0	0.4000
0- Lands K/1- Collins F/8- Gaffney A/12- Perez J/24- Selebangué B/	2	17:05	2	12:59	04:06	6-1	5	7	0	2	0	0.9317
0- Lands K/1- Collins F/2- Green B/5- Neal J/23- Watson A/	2	12:59	2	12:41	00:18	2-1	1	0	0	0	0	2.0000
0- Lands K/2- Green B/5- Neal J/15- Meeks Z/23- Watson A/	2	12:41	2	09:31	03:10	7-4	3	4	0	1	2	1.4000
0- Lands K/1- Collins F/5- Neal J/8- Gaffney A/12- Perez J/	2	09:31	2	07:30	02:01	3-3	0	3	0	1	0	0.6148
0- Lands K/1- Collins F/5- Neal J/12- Perez J/24- Selebangué B/	2	07:30	2	06:34	00:56	0-2	-2	0	0	0	0	0.0000
0- Lands K/2- Green B/5- Neal J/12- Perez J/24- Selebangué B/	2	06:34	2	05:41	00:53	0-2	-2	1	0	1	0	0.0000
0- Lands K/1- Collins F/2- Green B/12- Perez J/24- Selebangué B/	2	05:41	2	04:36	01:05	3-2	1	0	1	0	1	1.5000
1- Collins F/2- Green B/5- Neal J/8- Gaffney A/12- Perez J/	2	04:36	2	04:02	00:34	0-5	-5	0	0	1	0	0.0000
0- Lands K/1- Collins F/5- Neal J/8- Gaffney A/12- Perez J/	2	04:02	2	02:04	01:58	7-5	2	1	0	0	1	2.4306
1- Collins F/5- Neal J/8- Gaffney A/12- Perez J/24- Selebangué B/	2	02:04	2	00:00	02:04	8-5	3	2	0	0	0	2.1978



Vanderbilt at Arizona St.

11/24/23 Michelob Ultra Arena, Las Vegas
2023-24 Men's Basketball

Officials: Ron Groover, Keith Kimble, Michael Greenstein

Vanderbilt

Lineup	Time	Score	Score Diff	Pts/Min	Reb	Stl	Tov	Ass	PPP
0- Lawrence T/ 2- Lubin V/ 3- Lewis P/ 10- Williams J/ 12- Taylor E/	07:07	12-16	-4	1.6862	4	0	1	3	1.2295
0- Lawrence T/ 2- Lubin V/ 3- Lewis P/ 4- West I/ 12- Taylor E/	04:36	9-6	3	1.9565	5	0	1	2	1.0664
0- Lawrence T/ 2- Lubin V/ 3- Lewis P/ 12- Taylor E/ 23- Rivera-Torres J/	04:11	9-13	-4	2.1514	5	1	0	2	1.1421
0- Lawrence T/ 10- Williams J/ 13- Presley M/ 21- Kamateros T/ 24- Roberts J/	02:57	5-3	2	1.6949	6	1	0	0	0.8681
0- Lawrence T/ 2- Lubin V/ 3- Lewis P/ 12- Taylor E/ 21- Kamateros T/	02:32	10-7	3	3.9474	1	1	0	2	2.0000
4- West I/ 13- Presley M/ 23- Rivera-Torres J/ 24- Roberts J/ 35- Lang C/	02:30	6-2	4	2.4000	3	2	0	2	1.5000
2- Lubin V/ 3- Lewis P/ 12- Taylor E/ 13- Presley M/ 23- Rivera-Torres J/	02:25	0-2	-2	0.0000	2	1	0	0	0.0000
3- Lewis P/ 12- Taylor E/ 13- Presley M/ 24- Roberts J/ 35- Lang C/	02:21	2-5	-3	0.8511	1	0	0	1	0.5000
10- Williams J/ 12- Taylor E/ 13- Presley M/ 21- Kamateros T/ 23- Rivera-Torres J/	02:15	3-5	-2	1.3333	1	0	0	0	0.8721
0- Lawrence T/ 2- Lubin V/ 3- Lewis P/ 12- Taylor E/ 35- Lang C/	01:58	0-8	-8	0.0000	1	0	1	0	0.0000
0- Lawrence T/ 3- Lewis P/ 12- Taylor E/ 21- Kamateros T/ 24- Roberts J/	01:58	4-3	1	2.0339	2	0	1	0	1.2048
0- Lawrence T/ 2- Lubin V/ 4- West I/ 12- Taylor E/ 24- Roberts J/	01:46	4-3	1	2.2642	2	0	0	2	1.0000
0- Lawrence T/ 4- West I/ 23- Rivera-Torres J/ 24- Roberts J/ 35- Lang C/	01:09	0-3	-3	0.0000	1	0	0	0	0.0000
3- Lewis P/ 12- Taylor E/ 13- Presley M/ 23- Rivera-Torres J/ 35- Lang C/	01:06	1-4	-3	0.9091	0	0	0	0	1.1364
0- Lawrence T/ 2- Lubin V/ 3- Lewis P/ 12- Taylor E/ 24- Roberts J/	01:02	1-2	-1	0.9677	1	0	1	0	0.4098
10- Williams J/ 12- Taylor E/ 13- Presley M/ 23- Rivera-Torres J/ 35- Lang C/	00:07	1-0	1	8.5714	0	0	0	0	2.2727
2- Lubin V/ 3- Lewis P/ 10- Williams J/ 12- Taylor E/ 24- Roberts J/	00:00	0-0	0	NaN	0	0	0	0	0.0000
3- Lewis P/ 10- Williams J/ 12- Taylor E/ 23- Rivera-Torres J/ 35- Lang C/	00:00	0-0	0	NaN	0	0	0	0	0.0000



Vanderbilt at Arizona St.

11/24/23 Michelob Ultra Arena, Las Vegas
2023-24 Men's Basketball

Game Time: 5:00 PM
Game Duration: 1:54

Officials: Ron Groover, Keith Kimble, Michael Greenstein

Arizona St.

Lineup	Time	Score	Score Diff	Pts/Min	Reb	Stl	Tov	Ass	PPP
1- Collins F/ 5- Neal J/ 8- Gaffney A/ 12- Perez J/ 24- Selebangué B/	12:02	24-20	4	1.9945	8	2	1	4	1.2876
0- Lands K/ 1- Collins F/ 8- Gaffney A/ 12- Perez J/ 24- Selebangué B/	04:54	7-1	6	1.4286	8	0	2	0	1.0174
0- Lands K/ 1- Collins F/ 5- Neal J/ 8- Gaffney A/ 12- Perez J/	04:23	12-8	4	2.7283	4	0	1	1	1.3699
0- Lands K/ 2- Green B/ 5- Neal J/ 15- Meeks Z/ 23- Watson A/	03:10	7-4	3	2.2105	4	0	1	2	1.4000
0- Lands K/ 5- Neal J/ 8- Gaffney A/ 12- Perez J/ 24- Selebangué B/	02:33	5-5	0	1.9608	3	1	0	1	1.0000
0- Lands K/ 2- Green B/ 5- Neal J/ 8- Gaffney A/ 23- Watson A/	02:31	8-5	3	3.1788	4	0	0	2	2.6667
0- Lands K/ 2- Green B/ 8- Gaffney A/ 12- Perez J/ 24- Selebangué B/	02:21	7-0	7	2.9724	3	1	0	2	1.6204
0- Lands K/ 1- Collins F/ 2- Green B/ 12- Perez J/ 15- Meeks Z/	01:49	5-2	3	2.7523	2	0	0	1	1.6667
0- Lands K/ 1- Collins F/ 8- Gaffney A/ 12- Perez J/ 15- Meeks Z/	01:42	1-6	-5	0.5882	0	0	2	0	0.2907
0- Lands K/ 1- Collins F/ 2- Green B/ 12- Perez J/ 24- Selebangué B/	01:05	3-2	1	2.7692	0	1	0	1	1.5000
0- Lands K/ 1- Collins F/ 5- Neal J/ 12- Perez J/ 24- Selebangué B/	00:56	0-2	-2	0.0000	0	0	0	0	0.0000
0- Lands K/ 2- Green B/ 5- Neal J/ 12- Perez J/ 24- Selebangué B/	00:53	0-2	-2	0.0000	1	0	1	0	0.0000
0- Lands K/ 2- Green B/ 8- Gaffney A/ 12- Perez J/ 15- Meeks Z/	00:47	1-4	-3	1.2552	0	0	1	0	0.6944
1- Collins F/ 2- Green B/ 5- Neal J/ 8- Gaffney A/ 12- Perez J/	00:34	0-5	-5	0.0000	0	0	1	0	0.0000
0- Lands K/ 1- Collins F/ 2- Green B/ 5- Neal J/ 23- Watson A/	00:18	2-1	1	6.6667	0	0	0	0	2.0000
0- Lands K/ 2- Green B/ 5- Neal J/ 8- Gaffney A/ 24- Selebangué B/	00:00	0-0	0	NaN	0	0	0	0	0.0000