



Officials: Bart Lenox, Michael Wallace, Wesley Ford

Central Ark. - 71

Record: 1-3

NO.	Name	Min	FG			Rebounds			Fouls		TP	AS	TO	ST	Blocks		+/-
			M-A	M-A	M-A	OR	DR	TOT	PF	FD					BS	BA	
0	Ubong Abasi Etim	F 32:09	5-10	0-0	0-1	4	7	11	3	1	10	0	2	1	0	0	-4
12	Tucker Anderson	F 23:23	3-8	1-3	0-0	0	3	3	1	0	7	1	1	1	0	0	-16
4	Johannes Kirsipuu	G 06:49	2-4	1-1	0-0	1	0	1	3	0	5	1	1	0	0	-3	
5	Masai Olowokere	G 33:51	4-6	1-2	2-4	0	3	3	1	2	11	1	2	0	0	6	
25	Elias Cato	G 35:21	2-5	0-0	1-2	4	4	8	5	3	5	3	1	0	1	-5	
10	Ibbe Klintman	13:22	2-4	0-1	0-0	0	1	1	0	0	4	2	2	0	0	-8	
2	Javion Guy-King	19:50	4-11	0-0	3-4	0	5	5	4	3	11	2	2	1	0	7	
11	Carl Daugherty Jr.	08:13	2-5	1-3	2-2	0	0	0	1	2	7	0	2	0	0	-3	
21	Daniel Sofield	25:13	4-4	3-3	0-0	0	2	2	1	1	11	1	1	1	0	6	
15	Caleb Carr	01:50	0-0	0-0	0-0	0	0	0	0	0	0	0	0	0	0	0	
Team						1	2	3			0		0				
Totals			28-57	7-13	8-13	10	27	37	19	12	71	11	14	4	1	0	-4

Shooting By Period		
1 st FG%	15-28	53.6%
3PT%	3-7	42.9%
FT%	0-3	0%
2 nd FG%	13-29	44.8%
3PT%	4-6	66.7%
FT%	8-10	80%
GM FG%	28-57	49.1%
3PT%	7-13	53.8%
FT%	8-13	61.5%

Dead Ball Rebounds: 2, 0

Technical Fouls::NONE

Vanderbilt - 75

Record: 3-1

NO.	Name	Min	FG			Rebounds			Fouls		TP	AS	TO	ST	Blocks		+/-
			M-A	M-A	M-A	OR	DR	TOT	PF	FD					BS	BA	
1	Colin Smith	F 32:06	4-9	2-6	4-5	5	6	11	4	6	14	1	0	1	0	0	7
35	Carter Lang	F 19:50	0-1	0-0	0-0	0	4	4	1	1	0	0	1	0	0	0	10
4	Isaiah West	G 24:40	5-8	1-3	1-6	0	2	2	1	4	12	1	1	1	0	0	9
5	Ezra Manjon	G 27:47	6-13	0-3	4-4	0	4	4	1	2	16	4	3	3	0	1	6
12	Evan Taylor	G 30:43	5-11	3-8	1-2	0	3	3	1	2	14	0	0	1	0	0	6
3	Paul Lewis	15:23	3-6	1-3	0-0	0	1	1	1	0	7	2	1	1	0	0	-2
21	Tasos Kamateros	17:06	0-3	0-3	0-0	0	1	1	0	1	0	1	1	0	0	0	-8
23	Jason Rivera-Torres	12:10	3-7	2-3	0-0	0	0	0	2	1	8	0	1	0	0	0	-5
13	Malik Presley	09:17	1-2	0-0	2-4	1	1	2	0	2	4	0	1	0	0	0	-2
24	JaQualon "JQ" Roberts	10:58	0-1	0-1	0-0	1	0	1	1	0	0	0	0	0	0	0	-1
Team						5	0	5			0		0				
Totals			27-61	9-30	12-21	12	22	34	12	19	75	9	9	7	0	1	4

Shooting By Period		
1 st FG%	15-34	44.1%
3PT%	5-18	27.8%
FT%	6-9	66.7%
2 nd FG%	12-27	44.4%
3PT%	4-12	33.3%
FT%	6-12	50%
GM FG%	27-61	44.3%
3PT%	9-30	30.0%
FT%	12-21	57.1%

Dead Ball Rebounds: 4, 0

Technical Fouls::NONE

	UCA	VU
Biggest lead	0 (1 st 20:00)	16 (1 st 8:27)
Best Scoring Run	7(1 st 6:26)	8(2 nd 11:49)
Lead Changes	0	
Times Tied	1	
Time with Lead	00:00	39:18

	UCA	VU
Points from		
Turnovers	12	15
Paint	34	28
Second Chance	11	14
Fast Breaks	7	11
Bench	33	19

	Period by Period Scoring		
	1st	2nd	TOT
UCA	33	38	71
VU	41	34	75



Period 1

Quarter Starters:

VU	1 Smith C	4 West I	5 Manjon E	12 Taylor E	35 Lang C
UCA	0 Etim U	4 Kirsipuu J	5 Olowokere M	12 Anderson T	25 Cato E

Game Time	VU	Score	Diff	UCA
20:00	35 LANG C jumpball won			25 CATO E jumpball lost
19:44	4 WEST I 2pt FG in the paint, driving layup made (2)	2-0	2	
19:30				5 OLOWOKERE M turnover bad pass (1)
19:15	5 MANJON E 2pt FG from turnover in the paint, driving layup made (2)	4-0	4	
18:52		4-2	2	5 OLOWOKERE M 2pt FG in the paint, layup made (2)
18:52				4 KIRSIPUU J assist (1)
18:30	35 LANG C turnover offensive goal tending (1)			
18:16				0 ETIM U 2pt FG from turnover in the paint, layup missed
18:13				0 ETIM U offensive rebound (1)
18:09		4-4	0	0 ETIM U 2pt FG from turnover second chance in the paint, jump shot made (2)
17:43	1 SMITH C foul drawn (1)			25 CATO E foul shooting (1 - 1)
17:43	1 SMITH C free throw 1 - 2 made (1)	5-4	1	
17:43	1 SMITH C free throw 2 - 2 made (2)	6-4	2	
17:31				25 CATO E 2pt FG in the paint, jump shot missed
17:27				25 CATO E offensive rebound (1)
17:22	1 SMITH C steal (1)			5 OLOWOKERE M turnover bad pass (2)
17:18	1 SMITH C 2pt FG fast break from turnover in the paint, layup made (4)	8-4	4	
17:18	1 SMITH C foul drawn (2)			4 KIRSIPUU J foul shooting (1 - 2)
17:18	1 SMITH C free throw fast break 1 - 1 made (5)	9-4	5	
17:07				12 ANDERSON T 3pt FG , jump shot missed
17:05	35 LANG C defensive rebound (1)			
16:49	5 MANJON E 3pt FG , jump shot missed			
16:47				12 ANDERSON T defensive rebound (1)
16:31				4 KIRSIPUU J 2pt FG outside the paint, pull up jump shot missed
16:29	1 SMITH C defensive rebound (1)			
16:19	35 LANG C foul drawn (1)			4 KIRSIPUU J foul personal (2 - 3)
16:19				4 KIRSIPUU J substitution out
16:19				10 KLINTMAN I substitution in
16:05	5 MANJON E 2pt FG in the paint, jump shot blocked			
16:05				25 CATO E block (1)
16:05	offensive rebound (3)			
15:58	1 SMITH C 3pt FG second chance, jump shot missed			
15:56				0 ETIM U defensive rebound (2)
15:48				10 KLINTMAN I 2pt FG in the paint, layup missed
15:45	5 MANJON E defensive rebound (1)			
15:41	5 MANJON E 2pt FG fast break in the paint, driving layup made (4)	11-4	7	
15:25		11-6	5	0 ETIM U 2pt FG in the paint, jump shot made (4)
15:25				25 CATO E assist (1)
15:03	1 SMITH C 3pt FG , jump shot made (8)	14-6	8	
15:03	5 MANJON E assist (1)			



Central Ark. at Vanderbilt

11/17/23 Memorial Gymnasium, Nashville
Vanderbilt vs. Central Arkansas

Game Time: 6:00 PM
Game Duration: 1:59
Attendance: 5,247

Officials: Bart Lenox, Michael Wallace, Wesley Ford

Game Time	VU	Score	Diff	UCA
14:46	12 TAYLOR E steal (1)			10 KLINTMAN I turnover bad pass (1)
14:35	12 TAYLOR E 3pt FG from turnover, jump shot made (3)	17-6	11	
14:35	5 MANJON E assist (2)			
14:34				Timeout 30 Sec
14:34	Timeout media			
14:34	5 MANJON E substitution out			
14:34	35 LANG C substitution out			
14:34	3 LEWIS P substitution in			
14:34	21 KAMATEROS T substitution in			
14:12				12 ANDERSON T 2pt FG in the paint, driving layup missed
14:09	21 KAMATEROS T defensive rebound (1)			
13:54	4 WEST I 2pt FG outside the paint, jump shot missed			
13:50				0 ETIM U defensive rebound (3)
13:39		17-8	9	10 KLINTMAN I 2pt FG in the paint, layup made (2)
13:19	1 SMITH C 3pt FG , jump shot made (11)	20-8	12	
13:19	3 LEWIS P assist (1)			
13:02				10 KLINTMAN I turnover bad pass (2)
13:02	4 WEST I substitution out			
13:02	23 RIVERA-TORRES J substitution in			
13:02				5 OLOWOKERE M substitution out
13:02				10 KLINTMAN I substitution out
13:02				12 ANDERSON T substitution out
13:02				2 GUY-KING J substitution in
13:02				11 DAUGHTERY JR. C substitution in
13:02				21 SOFIELD D substitution in
12:44	1 SMITH C 3pt FG from turnover, jump shot missed			
12:42				2 GUY-KING J defensive rebound (1)
12:37		20-11	9	11 DAUGHTERY JR. C 3pt FG fast break, jump shot made (3)
12:37				2 GUY-KING J assist (1)
12:07	3 LEWIS P 2pt FG outside the paint, jump shot made (2)	22-11	11	
11:53				25 CATO E 2pt FG outside the paint, jump shot missed
11:50	12 TAYLOR E defensive rebound (1)			
11:45	1 SMITH C 2pt FG fast break in the paint, layup made (13)	24-11	13	
11:27	12 TAYLOR E foul drawn (1)			0 ETIM U foul offensive (1 - 4)
11:27				0 ETIM U turnover offensive (1)
11:27	Timeout media			
11:27	1 SMITH C substitution out			
11:27	12 TAYLOR E substitution out			
11:27	13 PRESLEY M substitution in			
11:27	24 ROBERTS J substitution in			
11:27				0 ETIM U substitution out
11:27				25 CATO E substitution out
11:27				12 ANDERSON T substitution in
11:27				15 CARR C substitution in
11:14	13 PRESLEY M turnover out of bounds (1)			
10:59		24-13	11	2 GUY-KING J 2pt FG from turnover in the paint, driving layup made (2)
10:50	3 LEWIS P 2pt FG in the paint, layup missed			
10:48				2 GUY-KING J defensive rebound (2)



Central Ark. at Vanderbilt

11/17/23 Memorial Gymnasium, Nashville
Vanderbilt vs. Central Arkansas

Game Time: 6:00 PM
Game Duration: 1:59
Attendance: 5,247

Officials: Bart Lenox, Michael Wallace, Wesley Ford

Game Time	VU	Score	Diff	UCA
10:38		24-15	9	11 DAUGHTERY JR. C 2pt FG outside the paint, jump shot made (5)
10:20	21 KAMATEROS T 3pt FG , jump shot missed			
10:18	offensive rebound (7)			
10:02	23 RIVERA-TORRES J 3pt FG second chance, jump shot made (3)	27-15	12	
10:02	3 LEWIS P assist (2)			
09:52				11 DAUGHTERY JR. C 3pt FG , jump shot missed
09:50	3 LEWIS P defensive rebound (1)			
09:37	13 PRESLEY M foul drawn (1)			2 GUY-KING J foul shooting (1 - 5)
09:37	13 PRESLEY M free throw 1 - 2 made (1)	28-15	13	
09:37				15 CARR C substitution out
09:37				25 CATO E substitution in
09:37	13 PRESLEY M free throw 2 - 2 missed			
09:34	24 ROBERTS J offensive rebound (1)			
09:32	23 RIVERA-TORRES J 3pt FG second chance, jump shot missed			
09:30	13 PRESLEY M offensive rebound (1)			
09:27	13 PRESLEY M 2pt FG second chance in the paint, driving layup made (3)	30-15	15	
09:18	23 RIVERA-TORRES J foul personal (1 - 1)			11 DAUGHTERY JR. C foul drawn (1)
09:13		30-17	13	2 GUY-KING J 2pt FG in the paint, driving layup made (4)
08:43	13 PRESLEY M foul drawn (2)			2 GUY-KING J foul shooting (2 - 6)
08:43	13 PRESLEY M free throw 1 - 2 missed			
08:43	offensive dead ball rebound (1)			
08:43	3 LEWIS P substitution out			
08:43	5 MANJON E substitution in			
08:43				2 GUY-KING J substitution out
08:43				10 KLINTMAN I substitution in
08:43	13 PRESLEY M free throw 2 - 2 made (4)	31-17	14	
08:35				11 DAUGHTERY JR. C 3pt FG , jump shot missed
08:33	13 PRESLEY M defensive rebound (2)			
08:27	23 RIVERA-TORRES J 2pt FG fast break in the paint, driving layup made (5)	33-17	16	
08:13				12 ANDERSON T 2pt FG in the paint, turnaround jump shot missed
08:10	5 MANJON E defensive rebound (2)			
07:53	5 MANJON E 2pt FG in the paint, turnaround jump shot missed			
07:51	offensive rebound (13)			
07:51	Timeout media			
07:51				11 DAUGHTERY JR. C substitution out
07:51				12 ANDERSON T substitution out
07:51				0 ETIM U substitution in
07:51				5 OLOWOKERE M substitution in
07:44	5 MANJON E turnover bad pass (1)			21 SOFIELD D steal (1)
07:39		33-19	14	21 SOFIELD D 2pt FG fast break from turnover in the paint, layup made (2)
07:18	23 RIVERA-TORRES J 2pt FG in the paint, layup missed			
07:15				0 ETIM U defensive rebound (4)
07:06		33-22	11	5 OLOWOKERE M 3pt FG , jump shot made (5)
07:06				10 KLINTMAN I assist (1)



Central Ark. at Vanderbilt

11/17/23 Memorial Gymnasium, Nashville
Vanderbilt vs. Central Arkansas

Game Time: 6:00 PM
Game Duration: 1:59
Attendance: 5,247

Officials: Bart Lenox, Michael Wallace, Wesley Ford

Game Time	VU	Score	Diff	UCA
06:48	24 ROBERTS J 3pt FG , jump shot missed			
06:45				25 CATO E defensive rebound (2)
06:35	24 ROBERTS J foul shooting (1 - 2)			5 OLOWOKERE M foul drawn (1)
06:35				5 OLOWOKERE M free throw 1 - 2 missed
06:35				offensive dead ball rebound (1)
06:35	13 PRESLEY M substitution out			
06:35	21 KAMATEROS T substitution out			
06:35	23 RIVERA-TORRES J substitution out			
06:35	1 SMITH C substitution in			
06:35	4 WEST I substitution in			
06:35	12 TAYLOR E substitution in			
06:35				5 OLOWOKERE M free throw 2 - 2 missed
06:34				25 CATO E offensive rebound (3)
06:26		33-24	9	10 KLINTMAN I 2pt FG second chance in the paint, layup made (4)
05:57	12 TAYLOR E 2pt FG outside the paint, jump shot made (5)	35-24	11	
05:57	5 MANJON E assist (3)			
05:34	5 MANJON E steal (1)			25 CATO E turnover bad pass (1)
05:28	12 TAYLOR E 3pt FG from turnover, jump shot missed			
05:26				25 CATO E defensive rebound (4)
05:26	1 SMITH C foul personal (1 - 3)			25 CATO E foul drawn (1)
05:13	4 WEST I steal (1)			21 SOFIELD D turnover lost ball (1)
04:48	5 MANJON E 2pt FG from turnover outside the paint, jump shot made (6)	37-24	13	
04:24		37-26	11	25 CATO E 2pt FG outside the paint, step back jump shot made (2)
03:56	Timeout media			
03:56	24 ROBERTS J substitution out			
03:56	35 LANG C substitution in			
03:56				10 KLINTMAN I substitution out
03:56				21 SOFIELD D substitution out
03:56				2 GUY-KING J substitution in
03:56				12 ANDERSON T substitution in
03:52	12 TAYLOR E 3pt FG , jump shot missed			
03:50				5 OLOWOKERE M defensive rebound (1)
03:43		37-29	8	12 ANDERSON T 3pt FG , jump shot made (3)
03:43				2 GUY-KING J assist (2)
03:12	4 WEST I 3pt FG , jump shot missed			
03:10				defensive rebound (13)
03:10	4 WEST I substitution out			
03:10	3 LEWIS P substitution in			
02:54		37-31	6	2 GUY-KING J 2pt FG in the paint, layup made (6)
02:54				25 CATO E assist (2)
02:32	5 MANJON E 3pt FG , jump shot missed			
02:30				12 ANDERSON T defensive rebound (2)
02:13				12 ANDERSON T turnover bad pass (1)
02:05	1 SMITH C 2pt FG from turnover outside the paint, turnaround jump shot missed			
02:02				0 ETIM U defensive rebound (5)
01:48				2 GUY-KING J 2pt FG in the paint, driving layup missed



Official Basketball Play by Play - First Half

Central Ark. at Vanderbilt

11/17/23 Memorial Gymnasium, Nashville
Vanderbilt vs. Central Arkansas

Game Time: 6:00 PM
Game Duration: 1:59
Attendance: 5,247

Officials: Bart Lenox, Michael Wallace, Wesley Ford

Game Time	VU	Score	Diff	UCA
01:46	35 LANG C defensive rebound (2)			
01:40	12 TAYLOR E 3pt FG , jump shot made (8)	40-31	9	
01:40	1 SMITH C assist (1)			
01:14				2 GUY-KING J 2pt FG outside the paint, jump shot missed
01:12	35 LANG C defensive rebound (3)			
01:05	12 TAYLOR E 3pt FG , jump shot missed			
01:01	1 SMITH C offensive rebound (2)			
00:56	12 TAYLOR E 3pt FG second chance, jump shot missed			
00:54				12 ANDERSON T defensive rebound (3)
00:46		40-33	7	0 ETIM U 2pt FG in the paint, driving layup made (6)
00:46	35 LANG C foul shooting (1 - 4)			0 ETIM U foul drawn (1)
00:46				2 GUY-KING J substitution out
00:46				4 KIRSIPUU J substitution in
00:46				0 ETIM U free throw 1 - 1 missed
00:45	1 SMITH C defensive rebound (3)			
00:30	3 LEWIS P 3pt FG , jump shot missed			
00:29	1 SMITH C offensive rebound (4)			
00:29	1 SMITH C foul drawn (3)			25 CATO E foul shooting (2 - 7)
00:29	1 SMITH C free throw 1 - 2 missed			
00:29	offensive dead ball rebound (2)			
00:29	1 SMITH C free throw 2 - 2 made (14)	41-33	8	
00:06				12 ANDERSON T 3pt FG , jump shot missed
00:05	1 SMITH C defensive rebound (5)			
END OF PERIOD				
VU 41-33 UCA				



Central Ark. at Vanderbilt

11/17/23 Memorial Gymnasium, Nashville
Vanderbilt vs. Central Arkansas

Game Time: 6:00 PM
Game Duration: 1:59
Attendance: 5,247

Officials: Bart Lenox, Michael Wallace, Wesley Ford

Central Ark. - 33

NO.	Name	Min	FG			Rebounds			Fouls		TP	AS	TO	ST	Blocks		+/-
			M-A	M-A	M-A	OR	DR	TOT	PF	FD					BS	BA	
0	Ubong Abasi Etim	F 16:24	3-4	0-0	0-1	1	4	5	1	1	6	0	1	0	0	0	-5
12	Tucker Anderson	F 14:30	1-5	1-3	0-0	0	3	3	0	0	3	0	1	0	0	0	-12
4	Johannes Kirsipuu	G 04:28	0-1	0-0	0-0	0	0	0	2	0	0	1	0	0	0	0	-6
5	Masai Olowokere	G 14:49	2-2	1-1	0-2	0	1	1	0	1	5	0	2	0	0	0	-4
25	Elias Cato	G 18:10	1-3	0-0	0-0	2	2	4	2	1	2	2	1	0	1	0	-8
10	Ibhe Klintman	08:04	2-3	0-0	0-0	0	0	0	0	0	4	1	2	0	0	0	-5
2	Javion Guy-King	07:28	3-5	0-0	0-0	0	2	2	2	0	6	2	0	0	0	0	3
11	Carl Daughtery Jr.	05:11	2-4	1-3	0-0	0	0	0	0	1	5	0	0	0	0	0	-4
21	Daniel Sofield	09:06	1-1	0-0	0-0	0	0	0	0	0	2	0	1	1	0	0	1
15	Caleb Carr	01:50	0-0	0-0	0-0	0	0	0	0	0	0	0	0	0	0	0	0
Team						0	1	1			0		0				
Totals			15-28	3-7	0-3	3	13	16	7	4	33	6	8	1	1	0	-8

Shooting By Period		
1 st FG%	15-28	53.6%
3PT%	3-7	42.9%
FT%	0-3	0%
GM FG%	15-28	53.6%
3PT%	3-7	42.9%
FT%	0-3	0.0%

Dead Ball Rebounds: 1, 0

Technical Fouls::NONE

Vanderbilt - 41

NO.	Name	Min	FG			Rebounds			Fouls		TP	AS	TO	ST	Blocks		+/-
			M-A	M-A	M-A	OR	DR	TOT	PF	FD					BS	BA	
1	Colin Smith	F 15:08	4-7	2-4	4-5	2	3	5	1	3	14	1	0	1	0	0	10
35	Carter Lang	F 09:22	0-0	0-0	0-0	0	3	3	1	1	0	0	1	0	0	0	8
4	Isaiah West	G 10:23	1-3	0-1	0-0	0	0	0	0	0	2	0	0	1	0	0	9
5	Ezra Manjon	G 14:09	3-7	0-2	0-0	0	2	2	0	0	6	3	1	1	0	1	6
12	Evan Taylor	G 15:08	3-7	2-6	0-0	0	1	1	0	1	8	0	0	1	0	0	10
3	Paul Lewis	09:01	1-3	0-1	0-0	0	1	1	0	0	2	2	0	0	0	0	2
21	Tasos Kamateros	07:59	0-1	0-1	0-0	0	1	1	0	0	0	0	0	0	0	0	0
23	Jason Rivera-Torres	06:27	2-4	1-2	0-0	0	0	0	1	0	5	0	0	0	0	0	-1
13	Malik Presley	04:52	1-1	0-0	2-4	1	1	2	0	2	4	0	1	0	0	0	-2
24	JaQualon "JQ" Roberts	07:31	0-1	0-1	0-0	1	0	1	1	0	0	0	0	0	0	0	-2
Team						3	0	3			0		0				
Totals			15-34	5-18	6-9	7	12	19	4	7	41	6	3	4	0	1	8

Shooting By Period		
1 st FG%	15-34	44.1%
3PT%	5-18	27.8%
FT%	6-9	66.7%
GM FG%	15-34	44.1%
3PT%	5-18	27.8%
FT%	6-9	66.7%

Dead Ball Rebounds: 2, 0

Technical Fouls::NONE

	UCA	VU
Biggest lead	0 (1 st 20:00)	16 (1 st 8:27)
Best Scoring Run	7(1 st 6:26)	7(1 st 15:41)
Lead Changes	0	
Times Tied	1	
Time with Lead	00:00	19:18

	UCA	VU
Points from		
Turnovers	6	10
Paint	20	14
Second Chance	4	6
Fast Breaks	5	9
Bench	17	11

	Period by Period Scoring		
	1st	2nd	TOT
UCA	33	38	71
VU	41	34	75



Central Ark. at Vanderbilt

11/17/23 Memorial Gymnasium, Nashville
Vanderbilt vs. Central Arkansas

Game Time: 6:00 PM
Game Duration: 1:59
Attendance: 5,247

Officials: Bart Lenox, Michael Wallace, Wesley Ford

Period 2

Quarter Starters:

VU	1 Smith C	4 West I	5 Manjon E	12 Taylor E	35 Lang C
UCA	0 Etim U	4 Kirsipuu J	5 Olowokere M	12 Anderson T	25 Cato E

Game Time	VU	Score	Diff	UCA
20:00	3 LEWIS P substitution out			
20:00	4 WEST I substitution in			
19:37				4 KIRSIPUU J 2pt FG in the paint, jump shot missed
19:35				0 ETIM U offensive rebound (6)
19:33				0 ETIM U 2pt FG second chance in the paint, layup missed
19:28				4 KIRSIPUU J offensive rebound (1)
19:28		41-35	6	4 KIRSIPUU J 2pt FG second chance in the paint, layup made (2)
19:11	5 MANJON E 2pt FG in the paint, driving layup made (8)	43-35	8	
18:54				4 KIRSIPUU J turnover travel (1)
18:46	4 WEST I 2pt FG fast break from turnover in the paint, driving layup made (4)	45-35	10	
18:46	4 WEST I foul drawn (1)			0 ETIM U foul shooting (2 - 1)
18:46	4 WEST I free throw fast break 1 - 1 missed			
18:45				0 ETIM U defensive rebound (7)
18:35	1 SMITH C foul personal (2 - 1)			25 CATO E foul drawn (2)
18:26		45-37	8	12 ANDERSON T 2pt FG outside the paint, jump shot made (5)
18:06	35 LANG C 2pt FG outside the paint, jump shot missed			
18:04				0 ETIM U defensive rebound (8)
17:57		45-40	5	4 KIRSIPUU J 3pt FG , jump shot made (5)
17:57				12 ANDERSON T assist (1)
17:39	1 SMITH C foul drawn (4)			4 KIRSIPUU J foul personal (3 - 2)
17:39				4 KIRSIPUU J substitution out
17:39				2 GUY-KING J substitution in
17:33	4 WEST I 2pt FG in the paint, dunk, made (6)	47-40	7	
17:04				0 ETIM U 2pt FG outside the paint, turnaround jump shot missed
17:02				25 CATO E offensive rebound (5)
17:01				25 CATO E 2pt FG second chance in the paint, layup missed
16:58	35 LANG C defensive rebound (4)			
16:50	4 WEST I 3pt FG , jump shot missed			
16:47	1 SMITH C offensive rebound (6)			
16:26	5 MANJON E 2pt FG second chance in the paint, step back jump shot made (10)	49-40	9	
16:08				2 GUY-KING J 2pt FG outside the paint, jump shot missed
16:07				offensive rebound (22)
16:07				0 ETIM U substitution out
16:07				21 SOFIELD D substitution in
16:07	35 LANG C substitution out			
16:07	21 KAMATEROS T substitution in			
16:02	5 MANJON E steal (2)			2 GUY-KING J turnover lost ball (1)
15:57	5 MANJON E turnover lost ball (2)			12 ANDERSON T steal (1)
15:51		49-42	7	12 ANDERSON T 2pt FG fast break from turnover in the paint, layup made (7)
15:50	Timeout media			



Central Ark. at Vanderbilt

11/17/23 Memorial Gymnasium, Nashville
Vanderbilt vs. Central Arkansas

Game Time: 6:00 PM
Game Duration: 1:59
Attendance: 5,247

Officials: Bart Lenox, Michael Wallace, Wesley Ford

Game Time	VU	Score	Diff	UCA
15:50	5 MANJON E substitution out			
15:50	3 LEWIS P substitution in			
15:35	21 KAMATEROS T turnover offensive goal tending (1)			
15:22	3 LEWIS P steal (1)			2 GUY-KING J turnover lost ball (2)
15:11	3 LEWIS P turnover bad pass (1)			
15:11	4 WEST I substitution out			
15:11	23 RIVERA-TORRES J substitution in			
14:57	12 TAYLOR E foul personal (1 - 2)			21 SOFIELD D foul drawn (1)
14:54		49-44	5	2 GUY-KING J 2pt FG from turnover in the paint, driving layup made (8)
14:54				25 CATO E assist (3)
14:34	23 RIVERA-TORRES J 2pt FG in the paint, jump shot missed			
14:29				2 GUY-KING J defensive rebound (3)
14:16		49-46	3	5 OLOWOKERE M 2pt FG outside the paint, step back jump shot made (7)
13:54	1 SMITH C 3pt FG , jump shot missed			
13:53	offensive rebound (22)			
13:53	1 SMITH C foul drawn (5)			2 GUY-KING J foul personal (3 - 3)
13:53	12 TAYLOR E substitution out			
13:53	13 PRESLEY M substitution in			
13:52	23 RIVERA-TORRES J turnover bad pass (1)			2 GUY-KING J steal (1)
13:46	3 LEWIS P foul shooting (1 - 3)			2 GUY-KING J foul drawn (1)
13:46				2 GUY-KING J free throw 1 - 2 missed
13:46				offensive dead ball rebound (2)
13:46		49-47	2	2 GUY-KING J free throw 2 - 2 made (9)
13:07	3 LEWIS P 2pt FG outside the paint, step back jump shot made (4)	51-47	4	
12:49				12 ANDERSON T 2pt FG in the paint, jump shot missed
12:47	1 SMITH C defensive rebound (7)			
12:35	21 KAMATEROS T 3pt FG , jump shot missed			
12:30	1 SMITH C offensive rebound (8)			
12:30	1 SMITH C foul drawn (6)			21 SOFIELD D foul personal (1 - 4)
12:30	1 SMITH C substitution out			
12:30	24 ROBERTS J substitution in			
12:30				2 GUY-KING J substitution out
12:30				5 OLOWOKERE M substitution out
12:30				10 KLINTMAN I substitution in
12:30				11 DAUGHTERY JR. C substitution in
12:30	21 KAMATEROS T foul drawn (1)			25 CATO E foul personal (3 - 5)
12:24	3 LEWIS P 3pt FG second chance, jump shot made (7)	54-47	7	
12:24	21 KAMATEROS T assist (1)			
12:05				11 DAUGHTERY JR. C turnover lost ball (1)
12:05				25 CATO E substitution out
12:05				0 ETIM U substitution in
11:49	23 RIVERA-TORRES J 3pt FG from turnover, jump shot made (8)	57-47	10	
11:32	23 RIVERA-TORRES J foul shooting (2 - 4)			11 DAUGHTERY JR. C foul drawn (2)
11:32				Timeout media
11:32				12 ANDERSON T substitution out
11:32				5 OLOWOKERE M substitution in



Central Ark. at Vanderbilt

11/17/23 Memorial Gymnasium, Nashville
Vanderbilt vs. Central Arkansas

Game Time: 6:00 PM
Game Duration: 1:59
Attendance: 5,247

Officials: Bart Lenox, Michael Wallace, Wesley Ford

Game Time	VU	Score	Diff	UCA
11:32		57-48	9	11 DAUGHTERY JR. C free throw 1 - 2 made (6)
11:32		57-49	8	11 DAUGHTERY JR. C free throw 2 - 2 made (7)
11:06	3 LEWIS P 3pt FG , jump shot missed			
11:04				10 KLINTMAN I defensive rebound (1)
10:59	23 RIVERA-TORRES J foul drawn (1)			11 DAUGHTERY JR. C foul offensive (1 - 6)
10:59				11 DAUGHTERY JR. C turnover offensive (2)
10:40	23 RIVERA-TORRES J 2pt FG from turnover outside the paint, pull up jump shot missed			
10:38				21 SOFIELD D defensive rebound (1)
10:11		57-52	5	21 SOFIELD D 3pt FG , jump shot made (5)
10:11				10 KLINTMAN I assist (2)
09:48	13 PRESLEY M 2pt FG outside the paint, jump shot missed			
09:45				5 OLOWOKERE M defensive rebound (2)
09:38				11 DAUGHTERY JR. C 2pt FG outside the paint, jump shot missed
09:36				0 ETIM U offensive rebound (9)
09:33		57-54	3	0 ETIM U 2pt FG second chance in the paint, layup made (8)
09:28	Timeout 30 Sec			
09:28	Timeout media			
09:28	3 LEWIS P substitution out			
09:28	13 PRESLEY M substitution out			
09:28	21 KAMATEROS T substitution out			
09:28	23 RIVERA-TORRES J substitution out			
09:28	24 ROBERTS J substitution out			
09:28	1 SMITH C substitution in			
09:28	4 WEST I substitution in			
09:28	5 MANJON E substitution in			
09:28	12 TAYLOR E substitution in			
09:28	35 LANG C substitution in			
09:28				11 DAUGHTERY JR. C substitution out
09:28				25 CATO E substitution in
09:14	5 MANJON E 2pt FG in the paint, hook shot made (12)	59-54	5	
08:52		59-57	2	21 SOFIELD D 3pt FG , jump shot made (8)
08:30	4 WEST I 3pt FG , jump shot made (9)	62-57	5	
08:30	5 MANJON E assist (4)			
08:02				0 ETIM U 2pt FG in the paint, jump shot missed
08:00	12 TAYLOR E defensive rebound (2)			
07:48	12 TAYLOR E 2pt FG outside the paint, jump shot missed			
07:44	offensive rebound (26)			
07:44	Timeout media			
07:44				10 KLINTMAN I substitution out
07:44				2 GUY-KING J substitution in
07:32	5 MANJON E 2pt FG second chance outside the paint, pull up jump shot missed			
07:30				2 GUY-KING J defensive rebound (4)
07:06	5 MANJON E steal (3)			0 ETIM U turnover bad pass (2)
07:01	5 MANJON E turnover lost ball (3)			0 ETIM U steal (1)
06:45				5 OLOWOKERE M 2pt FG from turnover outside the paint, pull up jump shot missed
06:42	1 SMITH C defensive rebound (9)			



Central Ark. at Vanderbilt

11/17/23 Memorial Gymnasium, Nashville
Vanderbilt vs. Central Arkansas

Game Time: 6:00 PM
Game Duration: 1:59
Attendance: 5,247

Officials: Bart Lenox, Michael Wallace, Wesley Ford

Game Time	VU	Score	Diff	UCA
06:36	4 WEST I foul drawn (2)			2 GUY-KING J foul shooting (4 - 7)
06:36	4 WEST I free throw 1 - 2 missed			
06:36	offensive dead ball rebound (3)			
06:36	4 WEST I free throw 2 - 2 missed			
06:35	1 SMITH C offensive rebound (10)			
06:31	12 TAYLOR E 3pt FG second chance, jump shot made (11)	65-57	8	
06:31	4 WEST I assist (1)			
06:11	5 MANJON E foul shooting (1 - 5)			2 GUY-KING J foul drawn (2)
06:11		65-58	7	2 GUY-KING J free throw 1 - 2 made (10)
06:11		65-59	6	2 GUY-KING J free throw 2 - 2 made (11)
05:47	4 WEST I foul drawn (3)			25 CATO E foul shooting (4 - 8)
05:47	4 WEST I free throw 1 - 2 missed			
05:47	offensive dead ball rebound (4)			
05:47	4 WEST I free throw 2 - 2 made (10)	66-59	7	
05:32				5 OLOWOKERE M 3pt FG , jump shot missed
05:26				0 ETIM U offensive rebound (10)
05:26				0 ETIM U 2pt FG second chance in the paint, layup missed
05:24				25 CATO E offensive rebound (6)
05:21		66-62	4	21 SOFIELD D 3pt FG second chance, jump shot made (11)
05:21				5 OLOWOKERE M assist (1)
04:58	12 TAYLOR E 2pt FG in the paint, pull up jump shot made (13)	68-62	6	
04:42	1 SMITH C foul personal (3 - 6)			2 GUY-KING J foul drawn (3)
04:42				Timeout 30 Sec
04:26		68-64	4	0 ETIM U 2pt FG in the paint, hook shot made (10)
04:02	1 SMITH C 3pt FG , jump shot missed			
03:58				25 CATO E defensive rebound (7)
03:51				2 GUY-KING J 2pt FG in the paint, driving layup missed
03:49	5 MANJON E defensive rebound (3)			
03:32	12 TAYLOR E 3pt FG , jump shot missed			
03:29				2 GUY-KING J defensive rebound (5)
03:20		68-66	2	25 CATO E 2pt FG in the paint, jump shot made (4)
03:20				21 SOFIELD D assist (1)
02:53	4 WEST I 2pt FG in the paint, driving layup made (12)	70-66	4	
02:53	4 WEST I foul drawn (4)			0 ETIM U foul shooting (3 - 9)
02:53	Timeout media			
02:53	35 LANG C substitution out			
02:53	21 KAMATEROS T substitution in			
02:53	4 WEST I free throw 1 - 1 missed			
02:52				0 ETIM U defensive rebound (11)
02:37	4 WEST I foul shooting (1 - 7)			5 OLOWOKERE M foul drawn (2)
02:37		70-67	3	5 OLOWOKERE M free throw 1 - 2 made (8)
02:37		70-68	2	5 OLOWOKERE M free throw 2 - 2 made (9)
02:18	5 MANJON E 3pt FG , jump shot missed			
02:16				25 CATO E defensive rebound (8)
01:55				2 GUY-KING J 2pt FG outside the paint, step back jump shot missed
01:53	4 WEST I defensive rebound (1)			
01:28	21 KAMATEROS T 3pt FG , jump shot missed			
01:28				defensive rebound (35)



Central Ark. at Vanderbilt

11/17/23 Memorial Gymnasium, Nashville
Vanderbilt vs. Central Arkansas

Game Time: 6:00 PM
Game Duration: 1:59
Attendance: 5,247

Officials: Bart Lenox, Michael Wallace, Wesley Ford

Game Time	VU	Score	Diff	UCA
01:02				2 GUY-KING J 2pt FG outside the paint, floating jump shot missed
00:58	5 MANJON E defensive rebound (4)			
00:52	5 MANJON E 2pt FG in the paint, driving layup missed			
00:50				5 OLOWOKERE M defensive rebound (3)
00:44				Timeout 30 Sec
00:35				2 GUY-KING J 2pt FG in the paint, driving layup missed
00:31	4 WEST I defensive rebound (2)			
00:31	4 WEST I turnover lost ball (1)			
00:31				2 GUY-KING J substitution out
00:31				10 KLINTMAN I substitution in
00:30	1 SMITH C foul shooting (4 - 8)			25 CATO E foul drawn (3)
00:30		70-69	1	25 CATO E free throw 1 - 2 made (5)
00:30				25 CATO E free throw 2 - 2 missed
00:29	1 SMITH C defensive rebound (11)			
00:24	5 MANJON E foul drawn (1)			5 OLOWOKERE M foul personal (1 - 10)
00:24	5 MANJON E free throw 1 - 2 made (13)	71-69	2	
00:24				Timeout 60 Sec
00:24	21 KAMATEROS T substitution out			
00:24	24 ROBERTS J substitution in			
00:24				0 ETIM U substitution out
00:24				12 ANDERSON T substitution in
00:24	5 MANJON E free throw 2 - 2 made (14)	72-69	3	
00:14		72-71	1	5 OLOWOKERE M 2pt FG in the paint, layup made (11)
00:11	5 MANJON E foul drawn (2)			25 CATO E foul personal (5 - 11)
00:11				25 CATO E substitution out
00:11				0 ETIM U substitution in
00:11	5 MANJON E free throw 1 - 2 made (15)	73-71	2	
00:11	5 MANJON E free throw 2 - 2 made (16)	74-71	3	
00:03				10 KLINTMAN I 3pt FG , jump shot missed
00:03	12 TAYLOR E defensive rebound (3)			
00:01	12 TAYLOR E foul drawn (2)			12 ANDERSON T foul personal (1 - 12)
00:01	12 TAYLOR E free throw 1 - 2 made (14)	75-71	4	
00:01	12 TAYLOR E free throw 2 - 2 missed			
00:01				21 SOFIELD D defensive rebound (2)
END OF GAME				
VU 75-71 UCA				



Central Ark. at Vanderbilt

11/17/23 Memorial Gymnasium, Nashville
Vanderbilt vs. Central Arkansas

Game Time: 6:00 PM
Game Duration: 1:59
Attendance: 5,247

Officials: Bart Lenox, Michael Wallace, Wesley Ford

Central Ark. - 38

NO.	Name	Min	FG			Rebounds			Fouls		TP	AS	TO	ST	Blocks		+/-
			M-A	M-A	M-A	OR	DR	TOT	PF	FD					BS	BA	
0	Ubong Abasi Etim	F 15:45	2-6	0-0	0-0	3	3	6	2	0	4	0	1	1	0	0	1
12	Tucker Anderson	F 08:53	2-3	0-0	0-0	0	0	0	1	0	4	1	0	1	0	0	-4
4	Johannes Kirsipuu	G 02:21	2-3	1-1	0-0	1	0	1	1	0	5	0	1	0	0	0	3
5	Masai Olowokere	G 19:02	2-4	0-1	2-2	0	2	2	1	1	6	1	0	0	0	0	10
25	Elias Cato	G 17:11	1-2	0-0	1-2	2	2	4	3	2	3	1	0	0	0	0	3
2	Javion Guy-King	12:21	1-6	0-0	3-4	0	3	3	2	3	5	0	2	1	0	0	4
21	Daniel Sofield	16:07	3-3	3-3	0-0	0	2	2	1	1	9	1	0	0	0	0	5
10	Ibbe Klintman	05:18	0-1	0-1	0-0	0	1	1	0	0	0	1	0	0	0	0	-3
11	Carl Daughtery Jr.	03:02	0-1	0-0	2-2	0	0	0	1	1	2	0	2	0	0	0	1
Team						1	1	2			0		0				
Totals			13-29	4-6	8-10	7	14	21	12	8	38	5	6	3	0	0	4

Shooting By Period		
2 nd FG%	13-29	44.8%
3PT%	4-6	66.7%
FT%	8-10	80%
GM FG%	13-29	44.8%
3PT%	4-6	66.7%
FT%	8-10	80.0%

Dead Ball Rebounds: 1, 0

Technical Fouls::NONE

Vanderbilt - 34

NO.	Name	Min	FG			Rebounds			Fouls		TP	AS	TO	ST	Blocks		+/-
			M-A	M-A	M-A	OR	DR	TOT	PF	FD					BS	BA	
1	Colin Smith	F 16:58	0-2	0-2	0-0	3	3	6	3	3	0	0	0	0	0	0	-3
35	Carter Lang	F 10:28	0-1	0-0	0-0	0	1	1	0	0	0	0	0	0	0	0	2
4	Isaiah West	G 14:17	4-5	1-2	1-6	0	2	2	1	4	10	1	1	0	0	0	0
5	Ezra Manjon	G 13:38	3-6	0-1	4-4	0	2	2	1	2	10	1	2	2	0	0	0
12	Evan Taylor	G 15:35	2-4	1-2	1-2	0	2	2	1	1	6	0	0	0	0	0	-4
21	Tasos Kamateros	09:07	0-2	0-2	0-0	0	0	0	0	1	0	1	1	0	0	0	-8
3	Paul Lewis	06:22	2-3	1-2	0-0	0	0	0	1	0	5	0	1	1	0	0	-4
23	Jason Rivera-Torres	05:43	1-3	1-1	0-0	0	0	0	1	1	3	0	1	0	0	0	-4
13	Malik Presley	04:25	0-1	0-0	0-0	0	0	0	0	0	0	0	0	0	0	0	0
24	JaQualon "JQ" Roberts	03:27	0-0	0-0	0-0	0	0	0	0	0	0	0	0	0	0	0	1
Team						2	0	2			0		0				
Totals			12-27	4-12	6-12	5	10	15	8	12	34	3	6	3	0	0	-4

Shooting By Period		
2 nd FG%	12-27	44.4%
3PT%	4-12	33.3%
FT%	6-12	50%
GM FG%	12-27	44.4%
3PT%	4-12	33.3%
FT%	6-12	50.0%

Dead Ball Rebounds: 2, 0

Technical Fouls::NONE

	UCA	VU
Biggest lead	0 (1 st 20:00)	10 (2 nd 18:46)
Best Scoring Run	7(2 nd 13:46)	8(2 nd 11:49)
Lead Changes	0	
Times Tied	0	
Time with Lead	00:00	19:37

	UCA	VU
Points from		
Turnovers	6	5
Paint	14	14
Second Chance	7	8
Fast Breaks	2	2
Bench	16	8

	Period by Period Scoring		
	1st	2nd	TOT
UCA	33	38	71
VU	41	34	75



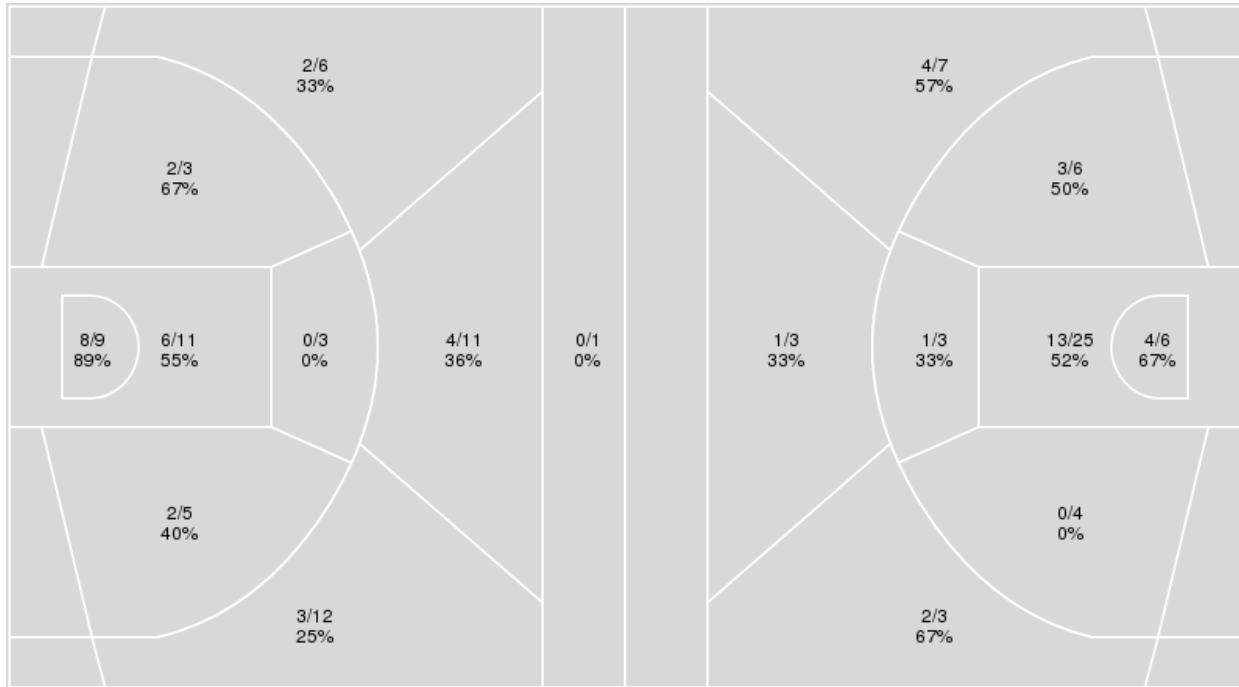
Officials: Bart Lenox, Michael Wallace, Wesley Ford

{ Players => 0, 1, 2, 3, 4, 5, 10, 12, 13, 15, 21, 22, 23, 24, 25, 34, 35; }
 FG Types => All; Results => All;

{ Players => 0, 2, 3, 4, 5, 8, 10, 11, 12, 13, 14, 15, 20, 21, 23, 24, 25; }
 FG Types => All; Results => All;

Vanderbilt

Central Ark.



Vanderbilt	M/A	%
Field Goals	27/61	44
2 Points	18/31	58
3 Points	9/30	30
Free Throws	12/21	57

Central Ark.	M/A	%
Field Goals	28/57	49
2 Points	21/44	48
3 Points	7/13	54
Free Throws	8/13	62



Central Ark. at Vanderbilt

11/17/23 Memorial Gymnasium, Nashville
Vanderbilt vs. Central Arkansas

Game Time: 6:00 PM
Game Duration: 1:59
Attendance: 5,247

Officials: Bart Lenox, Michael Wallace, Wesley Ford

Central Ark.

No	Name	Mins		Score		Points Diff		Points per Min		Assists		Rebounds		Steals		Turnovers	
		On	Off	On	Off	On	Off	On	Off	On	Off	On	Off	On	Off	On	Off
0	Ubong Abasi Etim	32:09	07:51	56 - 60	15 - 15	-4	0	1.74	1.91	10	1	35	2	2	2	11	3
2	Javion Guy-King	19:50	20:10	34 - 27	37 - 48	7	-11	1.71	1.83	6	5	19	18	3	1	5	9
4	Johannes Kirsipuu	06:49	33:11	11 - 14	60 - 61	-3	-1	1.62	1.81	2	9	7	30	0	4	3	11
5	Masai Olowokere	33:51	06:09	62 - 56	9 - 19	6	-10	1.83	1.46	10	1	35	2	4	0	12	2
10	Ibbe Klintman	13:22	26:38	26 - 34	45 - 41	-8	4	1.95	1.69	3	8	11	26	1	3	6	8
11	Carl Daughtery Jr.	08:13	31:47	16 - 19	55 - 56	-3	-1	1.95	1.73	2	9	6	31	0	4	3	11
12	Tucker Anderson	23:23	16:37	37 - 53	34 - 22	-16	12	1.58	2.05	6	5	19	18	2	2	9	5
15	Caleb Carr	01:50	38:10	4 - 4	67 - 71	0	-4	2.18	1.76	0	11	1	36	0	4	0	14
21	Daniel Sofield	25:13	14:47	49 - 43	22 - 32	6	-10	1.94	1.49	6	5	21	16	4	0	8	6
25	Elias Cato	35:21	04:39	60 - 65	11 - 10	-5	1	1.70	2.37	10	1	31	6	4	0	13	1

Vanderbilt

No	Name	Mins		Score		Points Diff		Points per Min		Assists		Rebounds		Steals		Turnovers	
		On	Off	On	Off	On	Off	On	Off	On	Off	On	Off	On	Off	On	Off
1	Colin Smith	32:06	07:54	60 - 53	15 - 18	7	-3	1.87	1.90	7	2	27	7	7	0	7	2
3	Paul Lewis	15:23	24:37	25 - 27	50 - 44	-2	6	1.63	2.03	4	5	15	19	1	6	4	5
4	Isaiah West	24:40	15:20	50 - 41	25 - 30	9	-5	2.03	1.63	6	3	17	17	7	0	6	3
5	Ezra Manjon	27:47	12:13	54 - 48	21 - 23	6	-2	1.94	1.72	6	3	25	9	6	1	5	4
12	Evan Taylor	30:43	09:17	58 - 52	17 - 19	6	-2	1.89	1.83	7	2	25	9	7	0	6	3
13	Malik Presley	09:17	30:43	17 - 19	58 - 52	-2	6	1.83	1.89	2	7	9	25	0	7	3	6
21	Tasos Kamateros	17:06	22:54	25 - 33	50 - 38	-8	12	1.46	2.18	3	6	16	18	2	5	7	2
23	Jason Rivera-Torres	12:10	27:50	21 - 26	54 - 45	-5	9	1.73	1.94	2	7	11	23	0	7	3	6
24	JaQualon "JQ" Roberts	10:58	29:02	23 - 24	52 - 47	-1	5	2.10	1.79	3	6	8	26	2	5	2	7
35	Carter Lang	19:50	20:10	42 - 32	33 - 39	10	-6	2.12	1.64	5	4	17	17	3	4	2	7

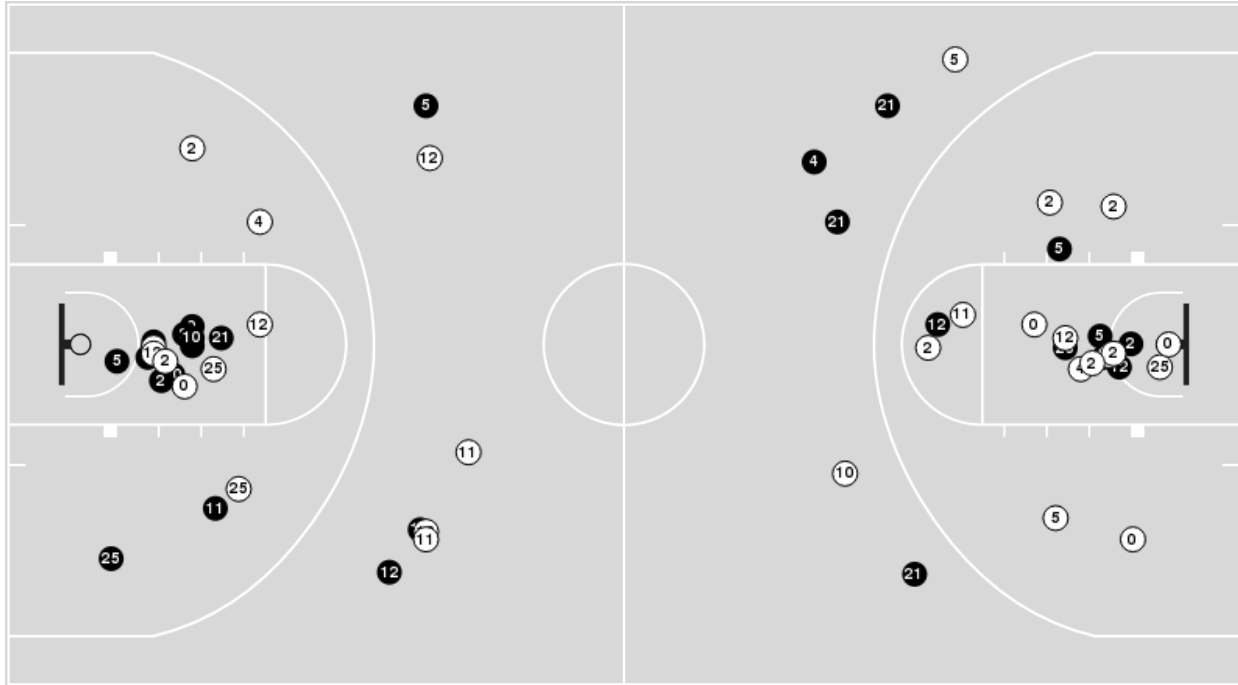


Officials: Bart Lenox, Michael Wallace, Wesley Ford

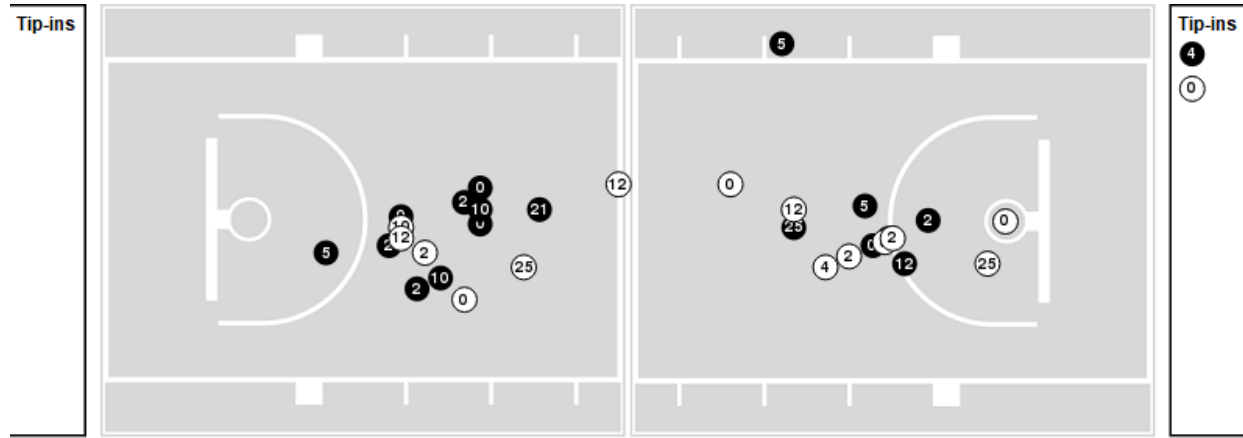
Players => 0, 2, 3, 4, 5, 8, 10, 11, 12, 13, 14, 15, 20, 21, 23, 24, 25 FG Types=>All Results=>All

Central Ark.

All Field Goals



Blow Up Chart



● Made ○ Missed N - Player Number

Central Ark.	M/A	%
Field Goals	28/57	49
2 Points	21/44	48
3 Points	7/13	54
Free Throws	8/13	62

Central Ark.	M/A	%
Points in the Paint	34 (17 / 31)	55
Fast Break Points	7 (3/3)	100
Second Chance Points	11 (5/8)	62
Effective FG%	55	

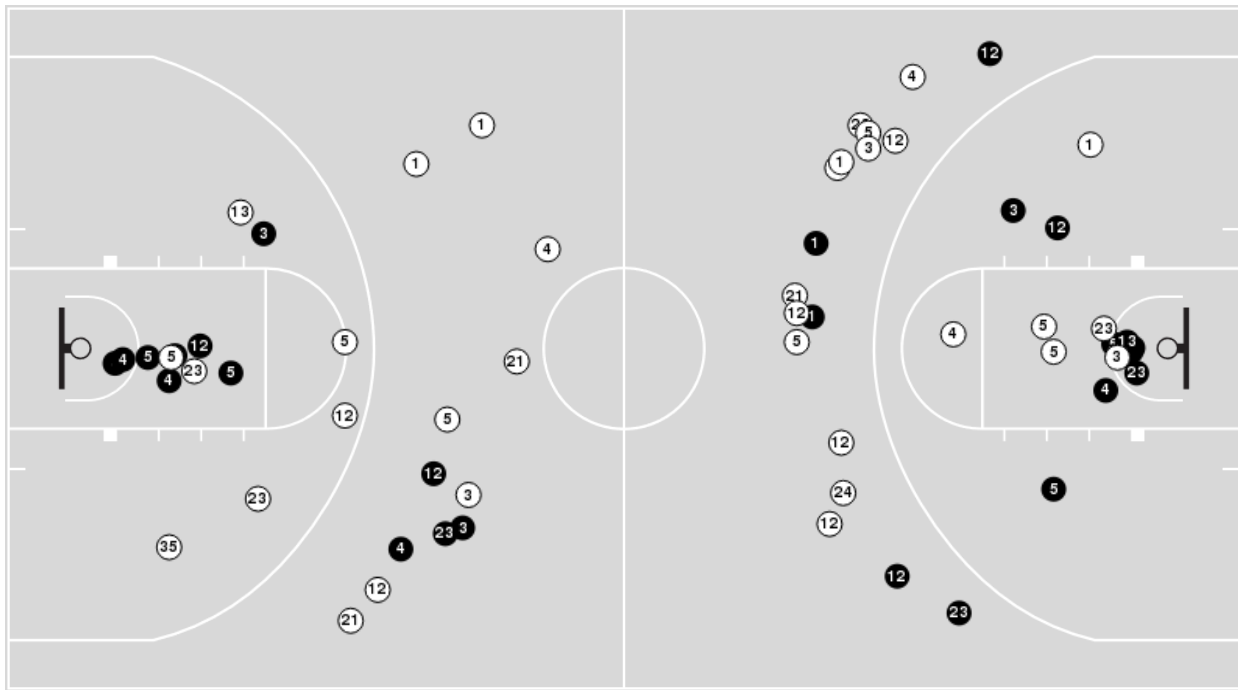


Officials: Bart Lenox, Michael Wallace, Wesley Ford

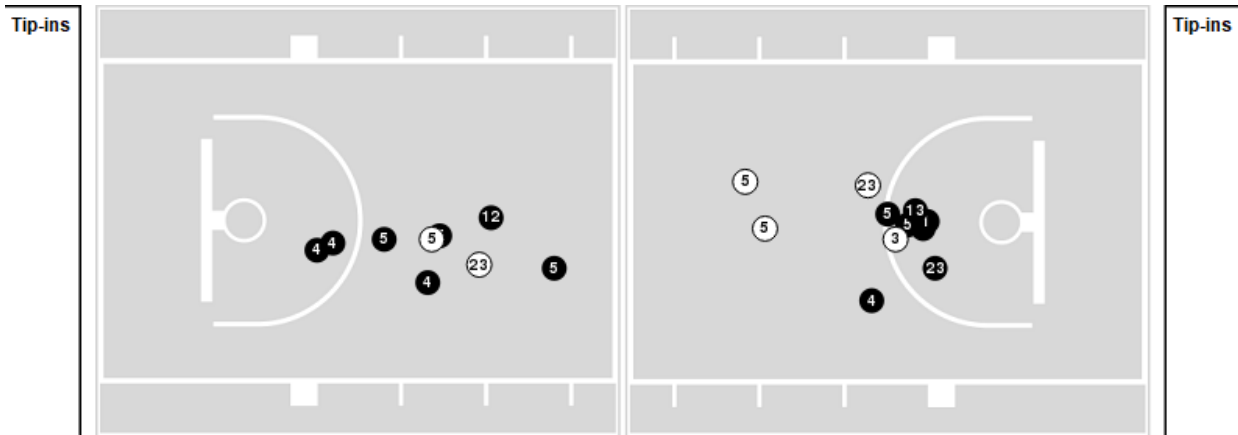
Players => 0, 1, 2, 3, 4, 5, 10, 12, 13, 15, 21, 22, 23, 24, 25, 34, 35 FG Types=>All Results=>All

Vanderbilt

All Field Goals



Blow Up Chart



● Made ○ Missed N - Player Number

Vanderbilt	M/A	%
Field Goals	27/61	44
2 Points	18/31	58
3 Points	9/30	30
Free Throws	12/21	57

Vanderbilt	M/A	%
Points in the Paint	28 (14 / 20)	70
Fast Break Points	11 (6/7)	86
Second Chance Points	14 (6/11)	55
Effective FG%	52	



Central Ark. at Vanderbilt

11/17/23 Memorial Gymnasium, Nashville
Vanderbilt vs. Central Arkansas

Game Time: 6:00 PM
Game Duration: 1:59
Attendance: 5,247

Officials: Bart Lenox, Michael Wallace, Wesley Ford

Central Ark.

Lineup	Quarter On	Time On	Quarter Off	Time Off	Time on Court	Score	Score Diff	Reb	Stl	Tov	Ass	PPP
0- Etim U/ 4- Kirsipuu J/ 5- Olowokere M/ 12- Anderson T/ 25- Cato E/	1	20:00	1	16:19	03:41	4-9	-5	3	0	2	1	0.6667
0- Etim U/ 5- Olowokere M/ 10- Klintman I/ 12- Anderson T/ 25- Cato E/	1	16:19	1	13:02	03:17	4-11	-7	2	0	2	1	0.6667
0- Etim U/ 2- Guy-King J/ 11- Daughtery Jr. C/ 21- Sofield D/ 25- Cato E/	1	13:02	1	11:27	01:35	3-4	-1	1	0	1	1	1.0000
2- Guy-King J/ 11- Daughtery Jr. C/ 12- Anderson T/ 15- Carr C/ 21- Sofield D/	1	11:27	1	09:37	01:50	4-4	0	1	0	0	0	1.3333
2- Guy-King J/ 11- Daughtery Jr. C/ 12- Anderson T/ 21- Sofield D/ 25- Cato E/	1	09:37	1	08:43	00:54	2-2	0	0	0	0	0	2.0000
10- Klintman I/ 11- Daughtery Jr. C/ 12- Anderson T/ 21- Sofield D/ 25- Cato E/	1	08:43	1	07:51	00:52	0-3	-3	0	0	0	0	0.0000
0- Etim U/ 5- Olowokere M/ 10- Klintman I/ 21- Sofield D/ 25- Cato E/	1	07:51	1	03:56	03:55	9-4	5	4	1	2	1	1.5306
0- Etim U/ 2- Guy-King J/ 5- Olowokere M/ 12- Anderson T/ 25- Cato E/	1	03:56	1	00:46	03:09	7-3	4	5	0	1	2	1.1667
0- Etim U/ 4- Kirsipuu J/ 5- Olowokere M/ 12- Anderson T/ 25- Cato E/	1	00:46	2	17:39	03:07	7-5	2	4	0	1	1	1.2868
0- Etim U/ 2- Guy-King J/ 5- Olowokere M/ 12- Anderson T/ 25- Cato E/	2	17:39	2	16:07	01:32	0-4	-4	2	0	0	0	0.0000
2- Guy-King J/ 5- Olowokere M/ 12- Anderson T/ 21- Sofield D/ 25- Cato E/	2	16:07	2	12:30	03:37	7-2	5	1	2	2	1	1.0174
10- Klintman I/ 11- Daughtery Jr. C/ 12- Anderson T/ 21- Sofield D/ 25- Cato E/	2	12:30	2	12:05	00:25	0-3	-3	0	0	1	0	0.0000
0- Etim U/ 10- Klintman I/ 11- Daughtery Jr. C/ 12- Anderson T/ 21- Sofield D/	2	12:05	2	11:32	00:33	0-3	-3	0	0	0	0	0.0000
0- Etim U/ 5- Olowokere M/ 10- Klintman I/ 11- Daughtery Jr. C/ 21- Sofield D/	2	11:32	2	09:28	02:04	7-0	7	4	0	1	1	1.8041
0- Etim U/ 5- Olowokere M/ 10- Klintman I/ 21- Sofield D/ 25- Cato E/	2	09:28	2	07:44	01:44	3-5	-2	0	0	0	0	1.5000
0- Etim U/ 2- Guy-King J/ 5- Olowokere M/ 21- Sofield D/ 25- Cato E/	2	07:44	2	00:31	07:12	11-8	3	9	1	1	2	1.0223
0- Etim U/ 5- Olowokere M/ 10- Klintman I/ 21- Sofield D/ 25- Cato E/	2	00:31	2	00:24	00:06	1-1	0	0	0	0	0	1.1364
5- Olowokere M/ 10- Klintman I/ 12- Anderson T/ 21- Sofield D/ 25- Cato E/	2	00:24	2	00:11	00:13	2-1	1	0	0	0	0	2.0000
0- Etim U/ 5- Olowokere M/ 10- Klintman I/ 12- Anderson T/ 21- Sofield D/	2	00:11	2	00:00	00:11	0-3	-3	1	0	0	0	0.0000



Central Ark. at Vanderbilt

11/17/23 Memorial Gymnasium, Nashville
Vanderbilt vs. Central Arkansas

Game Time: 6:00 PM
Game Duration: 1:59
Attendance: 5,247

Officials: Bart Lenox, Michael Wallace, Wesley Ford

Vanderbilt

Lineup	Quarter On	Time On	Quarter Off	Time Off	Time on Court	Score	Score Diff	Reb	Stl	Tov	Ass	PPP
1- Smith C/ 4- West I/ 5- Manjon E/ 12- Taylor E/ 35- Lang C/	1	20:00	1	14:34	05:26	17-6	11	4	2	1	2	1.6473
1- Smith C/ 3- Lewis P/ 4- West I/ 12- Taylor E/ 21- Kamateros T/	1	14:34	1	13:02	01:32	3-2	1	1	0	0	1	1.5000
1- Smith C/ 3- Lewis P/ 12- Taylor E/ 21- Kamateros T/ 23- Rivera-Torres J/	1	13:02	1	11:27	01:35	4-3	1	1	0	0	0	1.3333
3- Lewis P/ 13- Presley M/ 21- Kamateros T/ 23- Rivera-Torres J/ 24- Roberts J/	1	11:27	1	08:43	02:44	6-6	0	4	0	1	1	1.3889
5- Manjon E/ 13- Presley M/ 21- Kamateros T/ 23- Rivera-Torres J/ 24- Roberts J/	1	08:43	1	06:35	02:08	3-5	-2	3	0	1	0	0.6757
1- Smith C/ 4- West I/ 5- Manjon E/ 12- Taylor E/ 24- Roberts J/	1	06:35	1	03:56	02:39	4-4	0	0	2	0	1	1.3333
1- Smith C/ 4- West I/ 5- Manjon E/ 12- Taylor E/ 35- Lang C/	1	03:56	1	03:10	00:46	0-3	-3	0	0	0	0	0.0000
1- Smith C/ 3- Lewis P/ 5- Manjon E/ 12- Taylor E/ 35- Lang C/	1	03:10	2	20:00	03:10	4-4	0	6	0	0	1	0.8197
1- Smith C/ 4- West I/ 5- Manjon E/ 12- Taylor E/ 35- Lang C/	2	20:00	2	16:07	03:53	8-7	1	2	0	0	0	1.4706
1- Smith C/ 4- West I/ 5- Manjon E/ 12- Taylor E/ 21- Kamateros T/	2	16:07	2	15:50	00:17	0-2	-2	0	1	1	0	0.0000
1- Smith C/ 3- Lewis P/ 4- West I/ 12- Taylor E/ 21- Kamateros T/	2	15:50	2	15:11	00:39	0-0	0	0	1	2	0	0.0000
1- Smith C/ 3- Lewis P/ 12- Taylor E/ 21- Kamateros T/ 23- Rivera-Torres J/	2	15:11	2	13:53	01:18	0-4	-4	1	0	0	0	0.0000
1- Smith C/ 3- Lewis P/ 13- Presley M/ 21- Kamateros T/ 23- Rivera-Torres J/	2	13:53	2	12:30	01:23	2-1	1	2	0	1	0	1.0000
3- Lewis P/ 13- Presley M/ 21- Kamateros T/ 23- Rivera-Torres J/ 24- Roberts J/	2	12:30	2	09:28	03:02	6-7	-1	0	0	0	1	1.2000
1- Smith C/ 4- West I/ 5- Manjon E/ 12- Taylor E/ 35- Lang C/	2	09:28	2	02:53	06:35	13-12	1	5	1	1	2	1.3320
1- Smith C/ 4- West I/ 5- Manjon E/ 12- Taylor E/ 21- Kamateros T/	2	02:53	2	00:24	02:28	1-3	-2	4	0	1	0	0.2049
1- Smith C/ 4- West I/ 5- Manjon E/ 12- Taylor E/ 24- Roberts J/	2	00:24	2	00:00	00:24	4-2	2	1	0	0	0	1.8182



Central Ark. at Vanderbilt

11/17/23 Memorial Gymnasium, Nashville
Vanderbilt vs. Central Arkansas

Game Time: 6:00 PM
Game Duration: 1:59
Attendance: 5,247

Officials: Bart Lenox, Michael Wallace, Wesley Ford

Central Ark.

Lineup	Time	Score	Score Diff	Pts/Min	Reb	Stl	Tov	Ass	PPP
0- Etim U/ 2- Guy-King J/ 5- Olowokere M/ 21- Sofield D/ 25- Cato E/	07:12	11-8	3	1.5264	9	1	1	2	1.0223
0- Etim U/ 4- Kirsipuu J/ 5- Olowokere M/ 12- Anderson T/ 25- Cato E/	06:48	11-14	-3	1.6153	7	0	3	2	0.9615
0- Etim U/ 5- Olowokere M/ 10- Klintman I/ 21- Sofield D/ 25- Cato E/	05:45	13-10	3	2.2563	4	1	2	1	1.4840
0- Etim U/ 2- Guy-King J/ 5- Olowokere M/ 12- Anderson T/ 25- Cato E/	04:41	7-7	0	1.4925	7	0	1	2	1.0000
2- Guy-King J/ 5- Olowokere M/ 12- Anderson T/ 21- Sofield D/ 25- Cato E/	03:37	7-2	5	1.9355	1	2	2	1	1.0174
0- Etim U/ 5- Olowokere M/ 10- Klintman I/ 12- Anderson T/ 25- Cato E/	03:17	4-11	-7	1.2183	2	0	2	1	0.6667
0- Etim U/ 5- Olowokere M/ 10- Klintman I/ 11- Daughtery Jr. C/ 21- Sofield D/	02:04	7-0	7	3.3871	4	0	1	1	1.8041
2- Guy-King J/ 11- Daughtery Jr. C/ 12- Anderson T/ 15- Carr C/ 21- Sofield D/	01:50	4-4	0	2.1818	1	0	0	0	1.3333
0- Etim U/ 2- Guy-King J/ 11- Daughtery Jr. C/ 21- Sofield D/ 25- Cato E/	01:35	3-4	-1	1.8947	1	0	1	1	1.0000
10- Klintman I/ 11- Daughtery Jr. C/ 12- Anderson T/ 21- Sofield D/ 25- Cato E/	01:17	0-6	-6	0.0000	0	0	1	0	0.0000
2- Guy-King J/ 11- Daughtery Jr. C/ 12- Anderson T/ 21- Sofield D/ 25- Cato E/	00:54	2-2	0	2.2222	0	0	0	0	2.0000
0- Etim U/ 10- Klintman I/ 11- Daughtery Jr. C/ 12- Anderson T/ 21- Sofield D/	00:33	0-3	-3	0.0000	0	0	0	0	0.0000
5- Olowokere M/ 10- Klintman I/ 12- Anderson T/ 21- Sofield D/ 25- Cato E/	00:13	2-1	1	9.0909	0	0	0	0	2.0000
0- Etim U/ 5- Olowokere M/ 10- Klintman I/ 12- Anderson T/ 21- Sofield D/	00:11	0-3	-3	0.0000	1	0	0	0	0.0000



Central Ark. at Vanderbilt

11/17/23 Memorial Gymnasium, Nashville
Vanderbilt vs. Central Arkansas

Game Time: 6:00 PM
Game Duration: 1:59
Attendance: 5,247

Officials: Bart Lenox, Michael Wallace, Wesley Ford

Vanderbilt

Lineup	Time	Score	Score Diff	Pts/Min	Reb	Stl	Tov	Ass	PPP
1- Smith C/ 4- West I/ 5- Manjon E/ 12- Taylor E/ 35- Lang C/	16:40	38-28	10	2.2800	11	3	2	4	1.3808
3- Lewis P/ 13- Presley M/ 21- Kamateros T/ 23- Rivera-Torres J/ 24- Roberts J/	05:46	12-13	-1	2.0809	4	0	1	2	1.2876
1- Smith C/ 3- Lewis P/ 5- Manjon E/ 12- Taylor E/ 35- Lang C/	03:10	4-4	0	1.2632	6	0	0	1	0.8197
1- Smith C/ 4- West I/ 5- Manjon E/ 12- Taylor E/ 24- Roberts J/	03:03	8-6	2	2.6101	1	2	0	1	1.5385
1- Smith C/ 3- Lewis P/ 12- Taylor E/ 21- Kamateros T/ 23- Rivera-Torres J/	02:53	4-7	-3	1.3873	2	0	0	0	1.0000
1- Smith C/ 4- West I/ 5- Manjon E/ 12- Taylor E/ 21- Kamateros T/	02:45	1-5	-4	0.3634	4	1	2	0	0.1701
1- Smith C/ 3- Lewis P/ 4- West I/ 12- Taylor E/ 21- Kamateros T/	02:11	3-2	1	1.3740	1	1	2	1	0.7500
5- Manjon E/ 13- Presley M/ 21- Kamateros T/ 23- Rivera-Torres J/ 24- Roberts J/	02:08	3-5	-2	1.4062	3	0	1	0	0.6757
1- Smith C/ 3- Lewis P/ 13- Presley M/ 21- Kamateros T/ 23- Rivera-Torres J/	01:23	2-1	1	1.4458	2	0	1	0	1.0000