

GAME 12 | NOV. 25, 2023 | 3:30 P.M. ET | KNOXVILLE, TENN. | NEYLAND STADIUM (101,915)



TENNESSEE VOLUNTEERS

7-4 (3-4 SEC)

Head Coach: Josh Heupel

Record at UT: 25-12 (.676) // third season

Career Record: 53-20 (.726) // sixth season

Rankings: CFP - TBD // AP - 25 // Coaches - 23



VANDERBILT COMMODORES

2-9 (0-7 SEC)

Head Coach: Clark Lea

Record at VU: 9-26 (.257) // third season

Career Record: same

Rankings: CFP - NR // AP - NR // Coaches - NR

VS

STORYLINES

• **SENIOR DAY:** No. 25/23 Tennessee will honor its seniors in the final game of the regular season vs. Vanderbilt at 3:30 p.m. ET Saturday in Neyland Stadium. The contest is also the Vols' fifth annual Salute to Service. UT is vying for a third straight season of .500 or better in SEC play under head coach **Josh Heupel**. The Vols haven't achieved that feat since doing it 16 straight seasons from 1989-2004. The Vols were 4-4 in SEC play in Heupel's first season of 2021 and 6-2 last season. A win would give UT a solo third-place finish in the SEC East, which began in 1992. Tennessee owns a 142-108 on-field SEC record since the division began, and this will be the Vols' final SEC East game. UT has secured bowl eligibility for the third straight season.

• **GEORGIA RECAP:** No. 18 Tennessee scored on the game's first play - a 75-yard burst by RB **Jaylen Wright** - but top-ranked Georgia outscored the Vols 38-3 the rest of the way in a 38-10 final in Neyland Stadium, which was sold out for the 12th straight game. The loss snapped the Vols' 14-game home winning streak, which went down as UT's longest since claiming 23 straight home wins from 1996-2000. Tennessee was down eight starters due to injury - four on offense and four on defense - including WR **Bru McCoy** (season-ending), WR **Dont'e Thornton Jr.**, LT **John Campbell Jr.**, LG **Andrej Karic**, LB **Keenan Pili**, CB **Kamal Hadden** (season ending), STAR **Tamarion McDonald** and S **Wesley Walker**. Wright finished with 90 yards on nine carries, and QB **Joe Milton III** was 17-of-30 for 147 yards. Milton saw his consecutive games with a TD pass streak end at 14, the third-longest in school history. Georgia scored on four of its five possessions of the first half. CB **Doneiko Slaughter** registered a career and game-high 11 tackles, while LB **Aaron Beasley** added nine tackles, two tackles for loss and a sack. **Squirrel White** was the Vols' leading receiver with five catches for 45 yards. PK **Charles Campbell** made a 37-yard field goal to end the first half.

• **NEYLAND ADVANTAGE:** The Vols have proved that Neyland Stadium is one of the most feared venues in the country in the **Josh Heupel** era. Tennessee is 17-4 at home under his watch, outscoring opponents 913-427. Three of the four losses at home under Heupel have been vs. teams ranked in the top 15, including a pair of No. 1-ranked Georgia teams. Tennessee has defeated 12 straight unranked teams at home and is 13-1 vs. unranked foes in Neyland under Heupel (L vs. Pitt, 2021). The Vols have won at least five home games for the third straight season, a first for the program since 1995-2001. A win on Saturday would give UT 13 victories at home over the past two seasons, representing the most since winning 13 from 1998-99.

• **HEUPEL ERA:** **Josh Heupel**, the 2022 AP SEC Coach of the Year, is in his third season at the helm. Since taking over a program that was 3-7 prior to his arrival, Heupel owns a 25-12 record and has won 20 of his last 27 games. He owned a 28-8 overall record at UCF prior to UT, and since 2018, he ranks eighth nationally among active FBS head coaches in victories with 53. Heupel's UT teams (2021-pres.) have averaged 38.9 points per game and 481.9 yards of total offense per game. Heupel's 18 victories since the start of the 2022 season are third-most in the SEC. Heupel will join Phillip Fulmer (1993-95) and Bill Battle (1970-72) as the only Vol coaches to lead UT to bowl berths in each of his first three seasons.

• **THE WRIGHT STUFF:** RB **Jaylen Wright** leads the nation's 11th-best rushing offense (205.7). Wright has rushed for 938 yards on 126 carries and leads all FBS running backs with 7.44 yards per carry (min. 100 att.). That is second among all FBS players behind only LSU's Jayden Daniels. He is 62 yards away from becoming the Vols' first 1,000-yard rusher in a season since Jalen Hurd had 1,288 on 277 carries in 2015.

BY THE NUMBERS

34

sacks by UT, which is second in the SEC and eighth in the nation (at least 1 sack in 15 straight games dating back to 2022)

86

tackles for loss by UT, which is second in the SEC and sixth in the nation (at least 4.0 in 23 straight games dating back to 2022)

22

games producing 200 rushing yards in the **Josh Heupel** era, including 7 of 11 this year (20-2 record when doing so, 7-0 in 2023)

49

career starts by S **Jaylen McCollough**, 1 shy of tying school record held by CB Jonathan Hefney, who started 50 from 2004-07

ON THE AIR

TV: SEC Network

Play-by-Play: Dave Neal

Analyst: Derek Mason

Sideline Reporter: Taylor Davis

RADIO: Vol Network

Local: WIVK-FM 107.7 | WNML-FM 99.1

SiriusXM: Ch. 119 or 192

SiriusXM App: Ch. 962

Web: UTsports.com

App: Tennessee Athletics

Play-by-Play: Bob Kesling

Analysts: Pat Ryan & Brent Hubbs

Sideline: Jayson Swain

SOCIAL MEDIA

X/Instagram: @Vol_Football

Facebook: Tennessee Football

THE SCHEDULE

Overall: 7-4 | **Home:** 5-1 | **Away:** 1-3

SEPTEMBER (4-1)

2	Virginia^	ABC	W, 49-13
9	Austin Peay	SECN+	W, 30-13
16	at Florida*	ESPN	L, 16-29
23	UTSA	SECN	W, 45-14
30	South Carolina*	SECN	W, 41-20

OCTOBER (2-1)

14	Texas A&M*	CBS	W, 20-13
21	at #11/8 Alabama*	CBS	L, 20-34
28	at Kentucky*	ESPN	W, 33-27

NOVEMBER (1-2)

4	UConn (HC)	SECN	W, 59-3
11	at #14/16/15 Missouri*	CBS	L, 7-36
18	#1/1/1 Georgia*	CBS	L, 10-38
25	Vanderbilt	SECN	3:30 p.m.

* - denotes SEC game

^ - denotes in Nashville (Nissan Stadium)

THE COACHING STAFF

Josh Heupel, Head Coach (3rd)

Alec Abeln^, Tight Ends (1st, QC last year)

Tim Banks^, DC (3rd)

Mike Ekeler, OLB/ST (3rd)

Glen Elarbee, OL (3rd)

Rodney Garner, DL (5th, 3rd on this staff)

Joey Halzle^, OC/QB (3rd, 1st as OC)

Brian Jean-Mary, LB (3rd)

Jerry Mack, RB (3rd)

Willie Martinez, DB (7th, 3rd on this staff)

Kelsey Pope, WR (2nd)

() - denotes year at Tennessee

^ - denotes in press box

MEDIA INFORMATION

COACH HEUPEL MEDIA INTERVIEWS

- **MONDAY:** Coach Heupel's weekly press conference will be held in person every Monday of game week at 12:15 p.m. ET in the north studio of the Neyland-Thompson Sports Center. It will also be streamed live on UTsports.com and the UT Athletics YouTube page. There will be no Zoom option.
- **WEDNESDAY:** Coach Heupel takes part in the weekly SEC Teleconference each Wednesday at 11:50 a.m. ET. A confidential phone number to ask questions will be distributed.
- **THURSDAY:** Coach Heupel will hold a final game week media availability in person following Thursday's practice at approximately 11:05 a.m. ET in the north studio.
- **POSTGAME:** For home games, Coach Heupel's postgame press conference will take place in person in the Stokely Family Media Center of Neyland Stadium. For road games, Coach Heupel's postgame press conference will be held in person in the visiting team's postgame room. On-demand video after the press conference will be distributed via Tennessee's media share folder.

ASSISTANT COACH MEDIA INTERVIEWS

- **TUESDAY:** One to two assistant coaches will be made available following practice on Tuesdays at approximately 11:20 a.m. in the north studio of the Neyland-Thompson Sports Center. There will be no Zoom option available.
- **WEDNESDAY:** An assistant coach will appear on "Vol Calls" at 8 p.m. ET on Wednesdays during the season at Calhoun's On the River.

STUDENT-ATHLETE MEDIA INTERVIEWS

- **MONDAY/TUESDAY:** Select student-athletes will be available following Coach Heupel's weekly press conference on Mondays in the north studio of the Neyland-Thompson Sports Center at approximately 12:30 p.m. Players will also be available following the assistant coach availabilities on Tuesday beginning at approximately 11:45 a.m. or depending on the schedule.
- **POSTGAME:** For home games, select student-athletes will be available in person on the stage in Stokely Family Media Center following Coach Heupel's postgame press conference. For road games, select players will be available in the visiting team's postgame room following Coach Heupel's press conference.
- Student-athletes' contact information will not be distributed.

"VOL CALLS" WEDNESDAYS

- "Vol Calls," the official statewide radio show of the Tennessee Volunteers, airs from 8-9 p.m. ET on Wednesdays from Calhoun's On the River in downtown Knoxville. The show features head coach Josh Heupel and assistant coaches. It also airs live on UTsports.com/watch and the Tennessee Athletics app.

TENNESSEE STRATEGIC COMMUNICATIONS

BILL MARTIN

Associate AD of Strategic Communications
(Primary Contact/Coach Interviews)
Office: 865-974-4167
Cell: 662-418-3821
Email: billmartin@tennessee.edu
Twitter: @Bill_Martin

SEAN BAROWS

Associate Director of Strategic Communications
(Player Interviews)
Office: 865-974-7478 | Cell: 561-312-9432
E-mail: sbarows@tennessee.edu
Twitter: @SeanBarows

FOREST JERSEY

Assistant Director of Strategic Communications
Office: 865-974-7489 | Cell: 865-230-2600
E-mail: fjersey@tennessee.edu
Twitter: @fjersey23

QUINN MADDEN

Graduate Assistant
Office: 865-974-8876 | Cell: 240-727-6320
E-mail: qmadden@vols.utk.edu
Twitter: @_quinnmadden

KIM HOOD

Assistant Director of Strategic Communications
(Credentials)
Office: 865-974-1211 | Cell: 423-552-5617
E-mail: khood3@tennessee.edu
Twitter: @AllinHoodTime

ADDITIONAL STAFF

Executive Associate AD of Brand Advancement/Chief Communications Officer: Jason Baum
Associate AD of Strategic Communications: Alex Schwartz
Associate Director: Eric Trainer
Assistant Directors: Josh Lively, Shane Switzer
Graduate Assistant: Preston Jones
Student Assistants: Liz Kilpatrick, Winston Roberts, Maddie Russo
Photographer: Andrew Ferguson

DEPARTMENT ADDRESSES

Anderson Training Center - Ground Floor
Phone: 865-974-1212 • **Fax:** 865-974-9496
Mailing Address: P.O. Box 15016 Knoxville, TN 37901
Shipping Address: 1551 Lake Loudoun Blvd. Knoxville, TN 37996

NEYLAND GAME DAY INFORMATION

- **MEDIA WILL CALL:** For those media members picking up their credentials, pickup is located at the Tennessee Strategic Communications Office on the ground floor of the Anderson Training Center on Fridays from 10 a.m.-4 p.m. On gameday, credential pickup is located inside Gate 15A on the west side of Neyland Stadium. Gameday pickup opens four hours prior to kickoff.
- **MEDIA PARKING:** For those media members approved for media parking, parking passes are digital and accessed via mobile devices through email via Ticketmaster.
- **MEDIA ENTRANCE:** Media will enter the press box through Gate 15A on the west side of Neyland Stadium.
- **PRESS BOX:** The Tom Elam Press Box opens 3.5 hours prior to kickoff. A pregame meal will be served beginning two hours prior to kickoff. After entering Gate 15A, take the elevator to Level 5.
- **STOKELY FAMILY MEDIA CENTER:** Stokely Family Media Center on the field level of Neyland Stadium opens 3.5 hours prior to kickoff and is available for credentialed photographers/videographers. A pregame meal for photographers/videographers

will be served beginning two hours prior to kickoff. To access Stokely Family Media Center, take the elevator to Level 1, enter the stadium concourse, and walk north (left). Just inside Gate 21, take the stairs down to the Gate 21A ramp. Enter the field area and walk along the back of the north end zone to the media center, which is located in the northeast corner of Neyland Stadium.

- **PRINTABLES:** With the exception of flip cards and final game books, media materials will be available digitally in accordance with FWA recommendations. This includes in-game stats and game notes. Digital links will be distributed prior to game day for game notes.
- **POSTGAME PRESS CONFERENCES:** Tennessee's home postgame press conference will be held in the Stokely Family Media Center. There will be no Zoom option. The visiting team postgame press conference will be held adjacent to the visitor's locker room in the south end zone of Neyland Stadium. Media can access this area via the south end zone tunnel. On-demand video of Tennessee's press conference will be distributed via Tennessee's media share folder.

COLLEGEPRESSBOX.COM is the official media website for FBS football. Access and download weekly game notes, quotes, statistics, media guides, headshots, logos and more for each conference and its member schools. Register for access at collegepressbox.com/register.



MEDIA SCHEDULE GAME 12: VANDERBILT (subject to change)

SUNDAY [19]	MONDAY [20]	TUESDAY [21]	WEDNESDAY [22]	THURSDAY [23]	FRIDAY [24]	SATURDAY [25]
off day no media availability	12:15 p.m. ET - Coach Heupel Press Conference in north studio followed by select players	approx. 11:10 a.m. ET - post practice assistant coach media availability followed by select players in north studio (WR Coach Kelsey Pope, DL Coach Rodney Garner)	no SEC Teleconference this week 8 p.m. ET - "Vol Calls" on Vol Network live from Calhoun's on The River (Heupel in person)	Thanksgiving no Thursday media availability this week	no media availability	Game 12: vs. Vanderbilt 3:30 p.m. ET Neyland Stadium SECN • Vol Network Postgame Coach Heupel and select players available in Stokely Media Center



TENNESSEE | DEPTH CHART

OFFENSE

TE	87	Jacob Warren	6-6	253	R-Sr.*
	34	McCallan Castles	6-5	252	R-Sr.*
LT	74	John Campbell Jr.	6-5	320	R-Sr.*
	54	Gerald Mincey	6-6	337	R-Jr.
LG	70	Andrej Karic	6-6	310	Jr.
	-or- 78	Ollie Lane	6-4	320	R-Sr.*
	75	Jackson Lampley	6-4	315	R-Sr.
C	63	Cooper Mays	6-3	305	Sr.
	78	Ollie Lane	6-4	320	R-Sr.*
	-or- 66	Dayne Davis	6-7	325	R-Sr.
RG	76	Javontez Spraggins	6-3	325	Sr.
	72	Addison Nichols	6-5	327	R-Fr.
RT	54	Gerald Mincey	6-6	337	R-Jr.
	66	Dayne Davis	6-7	325	R-Sr.
	-or- 53	Jeremiah Crawford	6-5	315	Sr.*
WR	84	Kaleb Webb	6-3	198	R-Fr.
	-or- 81	Chas Nimrod	6-3	196	R-Fr.
WR	10	Squirrel White	5-10	165	So.
	81	Chas Nimrod	6-3	196	R-Fr.
WR	9	Ramel Keyton	6-3	197	Sr.*
	84	Kaleb Webb	6-3	198	R-Fr.
QB	7	Joe Milton III	6-5	235	R-Sr.*
	8	Nico Iamaleava	6-6	206	Fr.
	13	Gaston Moore	6-2	206	R-Jr.
RB	0	Jaylen Wright	5-11	210	Jr.
	2	Jabari Small	5-11	213	Sr.
	6	Dylan Sampson	5-11	190	So.
	23	Cameron Seldon	6-2	222	Fr.

- denotes graduated

* - denotes "super" senior who elected to return in 2023

BOLD - denotes starter

PRONUNCIATION GUIDE

99	Kurott Garland	KER-ott
53	Daevin Hobbs	DAY-vin
8	Nico Iamaleava	ee-ah-MAH-LAY-ah-va
1	Gabe Jeudy-Lally	LAA-lee
70	Andrej Karic	awn-DRAY CARE-ick
9	Ramel Keyton	RUH-mel
12	Tamarion McDonald	tuh-MARE-ee-uhn
47	Matthew Salansky	SUH-lan-skee
76	Javontez Spraggins	juh-VAWN-tez SPRA-gins
22	Jeremiah Telander	TEE-lan-dur
17	Andre Turrentine	TUR-en-tine
42	Tyre West	tie-REE

DEFENSE

LEO	30	Roman Harrison	6-2	235	Sr.*
	27	James Pearce Jr.	6-5	242	So.
	19	Joshua Josephs	6-3	242	So.
	31	Caleb Herring	6-5	226	Fr.
DT	21	Omari Thomas	6-4	320	Sr.
	10	Elijah Simmons	6-2	340	R-Sr.
	-or- 99	Kurott Garland	6-3	310	R-Sr.
DT	55	Omarr Norman-Lott	6-3	301	Jr.
	-or- 20	Bryson Eason	6-3	310	R-Jr.
	53	Daevin Hobbs	6-4	290	Fr.
DE	9	Tyler Baron	6-5	260	Sr.
	90	Dominic Bailey	6-3	280	R-Jr.
	42	Tyre West	6-3	290	So.
WLB	6	Aaron Beasley	6-1	225	Sr.*
	40	Kalib Perry	6-3	226	So.
MLB	44	Elijah Herring	6-3	238	So.
	22	Jeremiah Telander	6-2	228	Fr.
CB	0	Doneiko Slaughter	6-0	190	Sr.
	4	Warren Burrell	6-0	190	R-Sr.
	18	Rickey Gibson III	6-0	185	Fr.
CB	1	Gabe Jeudy-Lally	6-2	190	R-Sr.
	8	Brandon Turnage	6-1	186	R-Sr.
STAR	12	Tamarion McDonald	6-2	208	Sr.
	25	Jourdan Thomas	6-2	200	So.
	-or- 8	Brandon Turnage	6-1	186	R-Sr.
S	2	Jaylen McCollough	6-0	206	Sr.*
	25	Jourdan Thomas	6-2	200	So.
	35	Will Brooks	6-1	200	R-Jr.
S	13	Wesley Walker	6-1	200	R-Sr.
	17	Andre Turrentine	5-11	195	R-So.

SPECIALISTS

PK	19	Charles Campbell	5-9	181	R-Sr.*
	94	Josh Turbyville	6-1	192	R-Fr.
P	98	Jackson Ross	6-3	195	R-Fr.
	94	Josh Turbyville	6-1	192	R-Fr.
KO	94	Josh Turbyville	6-1	192	R-Fr.
	90	Max Gilbert	6-0	194	Fr.
LS	47	Matthew Salansky	5-11	245	R-Sr.
H	98	Jackson Ross	6-3	195	R-Fr.
KR	3	Dee Williams	5-11	194	Sr.
	-or- 23	Cameron Seldon	6-2	222	Fr.
PR	3	Dee Williams	5-11	194	Sr.
	10	Squirrel White	5-10	165	So.

- denotes graduated

* - denotes "super" senior who elected to return in 2023

BOLD - denotes starter

SERIES HISTORY vs. VANDERBILT

117TH MEETING

TENNESSEE LEADS (79-32-5 on field, 77^-32-5 NCAA)

in Knoxville: 40-12-1 on field (39^-12-1 NCAA)

in Nashville: 39-20-4 (38^-20-4 NCAA)

Biggest Win: 65 points (65-0, 1994 in Nashville)

Biggest Loss: 51 points (51-0, 1909 in Nashville)

Longest Winning Streak: 22 games (1983-2004)

Longest Losing Streak: 9 games (1901-13)

Current Streak: Tennessee 4 games

1892	Nashville	L	4-22
1892	Knoxville	L	0-12
1900	Nashville	T	0-0
1901	Nashville	L	0-22
1902	Knoxville	L	5-12
1903	Nashville	L	0-40
1904	Nashville	L	0-22
1905	Knoxville	L	0-45
1908	Nashville	L	9-16
1909	Nashville	L	0-51
1910	Nashville	L	0-18
1913	Nashville	L	6-7
1914	Nashville	W	16-14
1915	Nashville	L	0-35
1916	Knoxville	W	10-6
1919	Nashville	T	3-3
1920	Knoxville	L	0-20
1921	Nashville	L	0-14
1922	Knoxville	L	6-14
1923	Nashville	L	7-51
1925	Nashville	L	7-34
1926	Nashville	L	3-20
1927	Knoxville	T	7-7
1928	Nashville	W	6-0
1929	Knoxville	W	13-0
1930	Nashville	W	13-0
1931	Knoxville	W	21-7
1932	Nashville	T	0-0
1933	Knoxville	W	33-6
1934	Nashville	W	13-6
1935	Knoxville	L	7-13
1936	Nashville	W	26-13
1937	Knoxville	L	7-13
1938	Nashville	W	14-0
1939	Knoxville	W	13-0
1940	Nashville	W	20-0
1941	Knoxville	W	26-7
1942	Nashville	W	19-7
1945	Knoxville	W	45-0
1946	Nashville	W	7-6
1947	Knoxville	W	12-7
1948	Nashville	L	6-28
1949	Knoxville	W	26-20
1950	Nashville	W	43-0
1951	Knoxville	W	35-27
1952	Nashville	W	46-0
1953	Knoxville	W	33-6
1954	Nashville	L	0-26
1955	Knoxville	W	20-14
1956	Nashville	W	27-7
1957	Knoxville	W	20-6
1958	Nashville	W	10-6
1959	Knoxville	L	0-14
1960	Nashville	W	35-0
1961	Knoxville	W	41-7
1962	Nashville	W	30-0
1963	Knoxville	W	14-0
1964	Nashville	L	0-7
1965	Knoxville	W	21-3
1966	Nashville	W	28-0
1967	Knoxville	W	41-14
1968	Nashville	W	10-7
1969	Knoxville	W	40-27
1970	Nashville	W	24-6
1971	Knoxville	W	19-7
1972	Nashville	W	30-10
1973	Knoxville	W	20-17
1974	Nashville	T	21-21

1975	Knoxville	L	14-17
1976	Nashville	W	13-10
1977	Knoxville	W	42-7
1978	Nashville	W	41-15
1979	Knoxville	W	31-10
1980	Nashville	W	51-13
1981	Knoxville	W	38-34
1982	Nashville	L	21-28
1983	Knoxville	W	34-24
1984	Nashville	W	29-13
1985	Knoxville	W	30-0
1986	Nashville	W	35-20
1987	Knoxville	W	38-36
1988	Nashville	W	14-7
1989	Knoxville	W	17-10
1990	Nashville	W	49-20
1991	Knoxville	W	45-0
1992	Nashville	W	29-25
1993	Knoxville	W	62-14
1994	Nashville	W	65-0
1995	Knoxville	W	12-7
1996	Nashville	W	14-7
1997	Knoxville	W	17-10
1998	Nashville	W	41-0
1999	Knoxville	W	38-10
2000	Nashville	W	28-26
2001	Knoxville	W	38-0
2002	Nashville	W	24-0
2003	Knoxville	W	48-0
2004	Nashville	W	38-33
2005	Knoxville	L	24-28
2006	Nashville	W	39-10
2007	Knoxville	W	25-24
2008	Nashville	W	20-10
2009	Knoxville	W	31-16
2010	Nashville	W	24-10
2011	Knoxville (OT)	W	27-21
2012	Nashville	L	18-41
2013	Knoxville	L	10-14
2014	Nashville	W	24-17
2015	Knoxville	W	53-28
2016	Nashville	L	34-35
2017	Knoxville	L	24-42
2018	Nashville	L	13-38
2019	Knoxville	W	28-10
2020	Nashville	W^	42-17
2021	Knoxville	W^	45-21
2022	Nashville	W	56-0

^ - vacated by NCAA COI

RUSHING

Rushing Yards:

248, Johnny Jones, 1983

100-Yard Rushing Games:

42, last J. Wright (160) & D. Sampson (131) in 2022

200-Yard Rushing Games:

5, last Eric Gray, 246 in 2019

Touchdowns:

4, Tony Thompson, 1990 AND Bob Lund, 1945

Attempts:

40, Arian Foster, 2005

Longest Rush:

94 Yards, Eric Gray, 2019

RECEIVING

Receiving Yards:

217, Willie Gault, 1981

100-Yard Rec. Games:

15, last Cedric Tillman (106) 2021

Catches:

10, Tim McGee, 1984

Longest Catch:

85 Yards, Clyde Duncan, 1983 AND Anthony Hancock, 1979

PASSING

Passing Yards:

340, Joshua Dobbs, 2016

300-Yard Pass Games:

2, last 340, Joshua Dobbs, 2016

Longest Pass:

85 Yards Alan Cockrell to Clyde Duncan, 1983 AND Jimmy Streater to Anthony Hancock, 1979

Most TDs in a Game:

4 by Bob Lund in 1945 AND Tony Thompson in 1990

NOTING THE TENNESSEE-VANDERBILT SERIES

- Tennessee and Vanderbilt are meeting for the 117th time in a series that dates back to 1892. The two teams have played every year since 1945, and this will be the 32nd and final meeting as SEC East foes (since 1992).
- The Vols lead the all-time series, 79-32-5 on the field and 77-32-5 in terms of NCAA record. *Note: The wins in 2019 and 2020 during Jeremy Pruitt's tenure were vacated by the NCAA Committee on Infractions ruling in July 2023.*
- Tennessee has captured 34 of the last 40 meetings on the field, including four in a row.
- The 79 on-field wins and 77 NCAA wins mark the second most in program history over one opponent, only behind Kentucky - 84, 83.
- The last time Vanderbilt won in Neyland Stadium was on Nov. 25, 2017 (42-24).
- The last eight matchups have all been decided by double-digits.
- Josh Heupel** is 2-0 vs. the Commodores as UT head coach, outscoring them 101-21. The Vols have put up at least 45 points in both.
- Heupel** was also 2-0 vs. Vandy as an assistant coach when he offensive coordinator at Mizzou from 2016-17.
- The two schools are separated by 180 miles down I-40.
- The Vols and Commodores are meeting in the final week of the season for the 64th time. Tennessee is 54-8-1 on the field in those meetings.
- The two teams will meet again next season (date TBD) as part of the expanded 16-team SEC.
- Tennessee starting CB **Gabe Jedy-Lally** played three seasons for Vanderbilt from 2019-21. He played in 23 games with 13 starts. He was fifth on the team in tackles with 51 in his final season of 2021. He played in three games vs. Tennessee and registered a pick as a member of Vandy in Neyland Stadium during the 2020 meeting, returning it 30 yards in the fourth quarter. He earned his undergraduate degree from Vanderbilt in just three years in human and organizational development with a minor in business.

STAT COMPARISON

CATEGORY	TENNESSEE		VANDERBILT	
	VALUE	SEC (FBS) RANK	VALUE	SEC (FBS) RANK
3rd D Conv. Pct.	0.427	6 (39)	0.338	13 (112)
3rd D Conv. Pct. Defense	0.394	9 (70)	0.467	14 (120)
4th D Conv. Pct.	0.312	12 (121)	0.296	13 (123)
4th D Conv. Pct Defense	0.227	1 (3)	0.714	14 (125)
Blocked Kicks	3	2 (7)	2	4 (22)
Completion Pct.	0.638	10 (43)	0.547	14 (115)
Fewest Penalties P/G	8.00	14 (126)	4.45	2 (13)
Fewest Penalty Yds P/G	67.73	14 (124)	38.82	1 (12)
First Downs Defense	211	9 (54)	238	14 (102)
First Downs Offense	228	7 (59)	182	14 (118)
Fumbles Lost	6	11 (59)	7	13 (76)
Fumbles Recovered	5	3 (79)	3	12 (114)
Kickoff Return Defense	22.11	10 (97)	21.36	8 (90)
Kickoff Returns	18.25	11 (94)	20.42	8 (62)
Net Punting	41.44	5 (19)	43.73	1 (5)
Passes Had Intercepted	5	3 (11)	12	14 (105)
Passes Intercepted	10	6 (42)	12	1 (14)
Passing Offense	232.9	8 (58)	223.3	10 (68)
Passing Yds Allowed	235.5	10 (87)	264.2	14 (121)
Passing Yds per Comp.	11.70	10 (81)	12.53	6 (46)
Punt Return Defense	1.50	2 (6)	10.00	11 (90)
Punt Returns	16.00	1 (12)	10.64	8 (37)
Red Zone Defense	0.865	7 (95)	0.917	13 (117)
Red Zone Offense	0.818	11 (77)	0.742	14 (117)
Rushing Defense	117.0	4 (24)	176.0	14 (108)
Rushing Offense	205.7	2 (11)	96.8	13 (122)
Sacks Allowed	1.55	2 (36)	2.27	7 (80)
Scoring Defense	21.8	5 (39)	35.1	14 (123)
Scoring Offense	30.0	7 (47)	22.7	7 (80)
Tackles for Loss Allowed	4.27	3 (20)	5.73	7 (70)
Team Passing Efficiency	140.03	10 (53)	125.03	13 (90)
Team Passing Effic. Defense	134.61	6 (76)	147.51	12 (109)
Team Sacks	3.09	2 (7)	1.82	12 (91)
Team Tackles for Loss	7.8	2 (5)	5.8	9 (52)
Time of Possession	23:52	14 (130)	28:13	12 (111)
Total Defense	352.5	5 (44)	440.2	14 (120)
Total Offense	438.6	5 (27)	320.1	14 (109)
Turnover Margin	0.36	4 (29)	-0.36	13 (97)
Turnovers Gained	15	5 (60)	15	5 (60)
Turnovers Lost	11	5 (19)	19	14 (105)

THE LAST MEETING

#10/9/11 TENNESSEE	14	7	21	14	56
VANDERBILT	0	0	0	0	0

Nov. 26, 2022 | FirstBank Stadium | Nashville, Tenn. | Attendance: 40,350

#10 Vols Cement 10-Win Regular Season With 56-0 Shutout

The 10th-ranked Tennessee Volunteers punctuated the regular season with a dominant, wire-to-wire shutout over Vanderbilt, 56-0, at FirstBank Stadium. With the victory, Tennessee secured its first 10-win regular season since 2003 and its first overall 10-win season since 2007, accomplishing the feat in the second season under head coach **Josh Heupel**.

Making his first start of the season and third of his Tennessee career, quarterback **Joe Milton III** completed 11-of-21 passes for 147 yards and one touchdown with no interceptions. Jalin Hyatt pulled in three catches for a game-high 86 yards, improving his season total to 1,267 which stands 31 shy of the program record set by Robert Meachem in 2006.

The Big Orange put up 513 yards of total offense on a rainy night in Nashville, including a season-high 362 rushing yards on 31 attempts to establish a new school record for yards per carry (11.7 yards per rush). Tennessee's stable of running backs combined for five touchdowns, including an 83-yard scoring burst from **Jaylen Wright**, an 80-yard dashing touchdown by **Dylan Sampson** and a 52-yard scoring sprint by **Jabari Small**.

Wright led the charge with a career-high 160 yards on only five attempts (32.0 yards per carry), while Sampson turned in first career triple-digit output with 131 yards on 12 carries. With two scores each on Saturday, Small (12) and Wright (10) become the first Tennessee duo with 10 or more rushing touchdowns in a single season since Jalen Hurd (12) and Joshua Dobbs (11) did so in 2015.

Not to be outdone, the Tennessee defense posted its first shutout of an SEC opponent since a 48-0 blanking of Vanderbilt on Nov. 22, 2003. Eleven different players recorded at least a half-tackle for loss as the Vols piled up a season-high 13.0 stops behind the line of scrimmage, led by edge rusher **Roman Harrison** who posted a career-best 2.5 TFLs. Defensive backs **Tamarion McDonald** and **Wesley Walker** each finished the contest with a game-high eight total tackles, while McDonald and linebacker Jeremy Banks both logged a pair of pass breakups.

Special teams prowess was on display as well with the Vols racking up a Heupel-era high 116 punt return yards, highlighted by a 73-yard touchdown from return specialist **Dee Williams** in the second quarter that made it 21-0.

STAT LEADERS

TENNESSEE

Rushing	Att	Yds	TD	Long	Avg.
Wright	5	160	2	83	32.0
Sampson	12	131	1	80	10.9
Small	11	79	2	52	7.2
Fant	2	1	1	1	.5
G. Moore	0	0	0	0	0.0
TEAM	1	-9	0	0	-9.0
Totals	31	362	6	83	11.7

Passing	C-A-I	Yds	TD	Long
J. Milton III	11-21-1	147	1	61
G. Moore	1-1--0	4	0	4
Totals	12-22-151	151	1	61

Receiving	No.	Yds	TD	Long
Hyatt	3	86	0	61
Keyton	3	36	0	23
White	4	18	0	9
Merrill	1	7	1	7
Salmon	1	4	0	4
Fant	0	0	0	0
Totals	12	151	1	61

VANDERBILT

Rushing	Att	Yds	TD	Long	Avg.
Davis	21	60	0	13	2.9
M. Wright	8	50	0	22	6.3
Smith	7	27	0	10	3.9
Hayball	1	21	0	9	4.0
Lutz	3	12	0	9	4.0
McGowan	3	10	0	13	3.3
TEAM	1	-12	0	0	-7.0
A. Swann	3	-21	0	0	-7.0
Totals	37	130	1	20	3.5

Passing	C-A-I	Yds	TD	Long
A. Swann	11-17-0	79	0	18
M. Wright	7-13-0	28	0	8
Total	18-30-0	107	0	18

Receiving	No.	Yds	TD	Long
Sheppard	6	48	0	18
McGowan	3	19	0	16
Davis	5	17	0	14
Bresnahan	1	11	0	11
Scheoenwald	1	8	0	8
Carter	1	5	0	5
Skinner Jr.	0	0	0	0
Ball	0	0	0	0
Smith	1	-1	0	0
Totals	18	107	0	18

SCORING SUMMARY

Qtr	Time	Team	Scoring Play	P-Yds.	TOP	Score
1st	14:05	UT	Small, Jabari 3 yd run (McGrath, Chase kick)	4-75	00:55	7-0
1st	01:57	UT	Fant, Princeton 1 yd run (McGrath, Chase kick)	11-76	03:58	14-0
2nd	08:09	UT	Williams, Dee 73 yd punt return (McGrath, Chase kick)			21-0
3rd	12:26	UT	Small, Jabari 52 yd run (McGrath, Chase kick)	2-50	00:29	28-0
3rd	10:43	UT	Wright, Jaylen 50 yd run	2-50	00:14	35-0
3rd	04:53	UT	Merrill, Walker 7 yd pass from Milton III, Joe (McGrath, Chase kick)	7-49	02:15	42-0
4th	11:16	UT	Wright, Jaylen 83 yd run (McGrath, Chase kick)	1-83	00:12	49-0
4th	07:41	UT	Sampson, Dylan 80 yd run (McGrath, Chase kick)	1-80	00:13	56-0

NATIONAL POLLS

ASSOCIATED PRESS (NOV. 19)

Rank	School	Record	Points
1	Georgia (61)	11-0	1,549
2	Ohio State (1)	11-0	1,447
3	Michigan	11-0	1,440
4	Washington	11-0	1,367
5	Florida State	11-0	1,324
6	Oregon	10-1	1,219
7	Texas	10-1	1,180
8	Alabama	10-1	1,138
9	Louisville	10-1	1,017
10	Missouri	9-2	964
11	Penn State	9-2	894
12	Ole Miss	9-2	878
13	Oklahoma	9-2	766
14	LSU	8-3	748
15	Oregon State	8-3	714
16	Arizona	8-3	625
17	Notre Dame	8-3	503
18	Tulane	10-1	499
19	Kansas State	8-3	418
20	Iowa	9-2	332
21	Oklahoma State	8-3	329
22	Liberty	11-0	229
23	Toledo	10-1	118
24	James Madison	10-1	75
25	Tennessee	7-4	72

RV: Utah 69, NC State 66, UNLV 56, SMU 49, North Carolina 26, Clemson 20, Kansas 7, Fresno State 6, New Mexico State 3, Texas A&M 1, Miami (OH) 1, UCLA 1

AFCA COACHES (NOV. 19)

Rank	School	Record	Points
1	Georgia (61)	11-0	1,571
2	Ohio State (1)	11-0	1,460
3	Michigan (1)	11-0	1,458
4	Florida State	11-0	1,375
5	Washington	11-0	1,367
6	Oregon	10-1	1,234
7	Texas	10-1	1,193
8	Alabama	10-1	1,174
8	Louisville	10-1	1,035
10	Missouri	9-2	981
11	Penn State	9-2	908
12	Ole Miss	9-2	863
13	Oklahoma	9-2	840
14	LSU	8-3	726
15	Oregon State	8-3	684
16	Arizona	8-3	568
17	Notre Dame	8-3	536
18	Tulane	10-1	493
19	Iowa	9-2	447
20	Kansas State	8-3	424
21	Oklahoma State	8-3	299
22	Liberty	11-0	158
23	Tennessee	7-4	109
24	NC State	8-3	97
25	SMU	9-2	84

RV: North Carolina 79, UNLV 76, Utah 75, Toledo 49, James Madison 48, Clemson 25, Troy 17, Texas A&M 6, UCLA 5, Kansas 4, Fresno State 3, West Virginia 2, UTSA 1, Air Force 1

COLLEGE FOOTBALL PLAYOFF (NOV. 14)

Rank	School	Record
1	Georgia	10-0
2	Ohio State	10-0
3	Michigan	10-0
4	Florida State	10-0
5	Washington	10-0
6	Oregon	9-1
7	Texas	9-1
8	Alabama	9-1
9	Missouri	8-2
10	Louisville	9-1
11	Oregon State	8-2
12	Penn State	8-2
13	Ole Miss	8-2
14	Oklahoma	8-2
15	LSU	7-3
16	Iowa	8-2
17	Arizona	7-3
18	Tennessee	7-3
19	Notre Dame	7-3
20	North Carolina	8-2
21	Kansas State	7-3
22	Utah	7-3
23	Oklahoma State	7-3
24	Tulane	9-1
25	Kansas	7-3

2023 HONORS

Offensive Line

- Joe Moore Award Semifinalist

Sr. DE Tyler Baron

- Reese's Senior Bowl Midseason All-American
- SEC Defensive Lineman of the Week (vs. Virginia, 9/2)
- Reese's Senior Bowl Watch List
- All-SEC Fourth Team (Athlon)

Sr. LB Aaron Beasley

- Chuck Bednarik Award Watch List
- Reese's Senior Bowl Watch List
- All-SEC Second Team (Lindy's)
- All-SEC Third Team (Athlon)

R-Sr. DB Warren Burrell

- Reese's Senior Bowl Watch List

R-Sr. PK Charles Campbell

- Lou Groza Award Semifinalist
- SEC Special Teams Player of the Week (at Kentucky, 10/28)

R-Sr. OL John Campbell Jr.

- Reese's Senior Bowl Watch List
- SEC Co-Offensive Lineman of the Week (at Kentucky, 10/28)

Fr. LB Arion Carter

- Shaun Alexander Freshman of the Year Watch List

R-Sr. TE McCallan Castles

- Reese's Senior Bowl Watch List

R-Sr. DB Kamal Hadden

- Reese's Senior Bowl Watch List

Sr. DL Roman Harrison

- Reese's Senior Bowl Watch List

R-Sr. DB Gabe Judy-Lally

- Reese's Senior Bowl Watch List

Sr. WR Ramel Keyton

- Reese's Senior Bowl Watch List

Sr. OL Cooper Mays

- Rimington Trophy Watch List
- Reese's Senior Bowl Watch List
- All-SEC Second Team (Lindy's)
- All-SEC Third Team (Coaches, Media)
- All-SEC Fourth Team (Athlon, Phil Steele)

Sr. DB Jaylen McCollough

- Reese's Senior Bowl Watch List

Sr. WR Bru McCoy

- Reese's Senior Bowl Watch List
- All-SEC Second Team (Athlon, Coaches, Media, Phil Steele)

Sr. DB Tamarion McDonald

- Reese's Senior Bowl Watch List

Sr. QB Joe Milton III

- SEC Co-Offensive Player of the Week (vs. Virginia, 9/2)
- Witten Award Semifinalist
- Davey O'Brien Award Midseason Watch List
- Walter Camp Player of the Year Watch List
- Maxwell Award Watch List
- Johnny Unitas Golden Arm Award Candidate
- Reese's Senior Bowl Watch List
- All-SEC Third Team (Media, Phil Steele)

NOTEBOOK

MILTON TIME

- For the second straight season, Tennessee has a sixth-year senior starting quarterback as **Joe Milton** III once again takes the reins. It's also the third straight season that a graduate transfer starts under center for the Vols.
- The Michigan graduate transfer served as the starter for the Vols' first two games of the 2021 season before an injury sidelined him in Game 2 vs. Pitt. His then-roommate Hendon Hooker took over and put up two of the most prolific seasons in UT history and finished fifth in voting for the 2022 Heisman Trophy.
- Milton** was named MVP of the 2022 Orange Bowl in his home state, firing 19-of-28 passes for 251 yards and a career-high-tying three touchdown passes to defeat ACC champion Clemson.
- Milton** owns a 12-8 record as a college starter, including a 10-5 mark at Tennessee.
- Milton** saw a streak of 14 consecutive games with at least one touchdown pass thrown come to an end last week vs. Georgia. That finished as the third longest streak in UT history. Hendon Hooker (2021-22) owns the record with 20 straight, while Heath Shuler (1992-94) is second with 18.
- Milton** has thrown multiple touchdown passes in six of 11 games this season, and he's rushed for and passed for a touchdown in the same game four times this season.
- On Sept. 23 vs. UTSA, **Milton** raced 81 yards on the first play of scrimmage for the longest rush by a UT QB in history. It tied for the 10th longest rush by any Vol. (of note: *halfback Hank Lauricella also had an 81-yarder vs. Tennessee Tech on Nov. 11, 1950. Lauricella threw 65 passes that same season.*)
- Milton** has fired 11 passes of 40 or more yards this season and 22 in his three seasons combined as a Vol.
- Milton has thrown four 50+ yard passes this season. That includes the Vols' longest two pass plays of the year vs. UConn, a 60-yarder to **Ramel Keyton** and an 83-yarder to **Squirrel White** - both in the first half.
- Milton** set a career high in completion percentage at 85.0, completing 17-of-20 passes for 228 yards, one score and no picks at Kentucky on Oct. 28. That completion percentage was the highest by a Vol in an SEC game (min. 20 attempts) since Joshua Dobbs completed 91.2 percent (31-of-34) at Vanderbilt on Nov. 26, 2016. Dobbs set the school single-game record for highest completion percentage with 30 or more attempts that day. Tee Martin holds the school record for highest completion percentage with a minimum of 20 attempts - 95.8 (23-of-24) at South Carolina on Oct. 31, 1998.
- Against UConn on Nov. 4, **Milton** fired an 83-yard touchdown to **Squirrel White**, which marked the seventh-longest passing play in school history and the longest for the Vols since Erik Ainge to Robert Meachem, 84 yards, at Memphis, Sept. 30, 2006.

SPECIAL TEAMS SUCCESS: WILLIAMS DAZZLES, ROSS BREAKS SINGLE-GAME RECORD

- Tennessee has thrived on special teams in its three seasons under coordinator **Mike Ekeler**.
- RS **Dee Williams** ranks first in the SEC and fifth nationally in punt return average this season at 16.0. Williams notched his second career punt return touchdown with a 39-yarder in the third quarter vs. Texas A&M on Oct. 14 that changed the game. He was named SEC Special Teams Player of the Week in the win.
- Williams** is the fourth Vol with multiple career punt return touchdowns in the 21st century. His first punt return TD came on a career-long 73-yarder at Vanderbilt on Nov. 26, 2022. Marquez Callaway (3), Cameron Sutton (3) and Antonio Wardlow (2) are the other Tennessee players to accomplish the feat since 2000.
- Williams** averages 17.9 yards per punt return for his career, which is first in UT history. The next closest is Burt Rechichar (1949-51) at 14.7. He's returned 29 punts for 505 yards.
- The Vols have returned at least one punt OR one kickoff for a touchdown in all three seasons under Ekeler and **Josh Heupel**: Williams (2023 - PR vs. Texas A&M), Williams (2022 - PR at Vanderbilt) and Velus Jones Jr. (2021 - KR vs. South Alabama).
- This season, the Vols are tied for seventh in the nation in blocked kicks with three. In its SEC opener at Florida on Sept. 16, Sr. DT **Omari Thomas** blocked a PAT in the first quarter, while Jr. DT **Bryson Eason** blocked a 46-yard field goal attempt in the first quarter. Then on Sept. 23 vs. UTSA, Jr. DB **Jourdan Thomas** blocked a punt in the first quarter.
- Australian native R-Fr. P **Jackson Ross** is sixth in the SEC in punting average at 43.0 ypp with nine 50+ yarders. Even more impressive is that Ross has 17 punts pinned inside the 20.
- Ross** shattered the Tennessee single-game record for punting average at Alabama on Oct. 21, booting the ball five times for 266 yards for an average of 53.2. The previous record of 53.0 was established twice by Jimmy Colquitt (vs. Auburn, 1983; at LSU, 1982).
- Ross'** average was boosted by a career-long 71-yard punt in the fourth quarter, which was the longest punt by a Vol since Joe Doyle also had a 71-yarder against Georgia on Sept. 29, 2018.
- While the Vols lead the SEC and are 12th in the nation in punt return average (16.0), they are second in the SEC and sixth in the nation in punt return defense, issuing 1.50 yards per return.
- Sr. Indiana graduate transfer PK **Charles Campbell** has been outstanding in his first and only season as Vol, drilling 16-of-20 field goals and all 38 of his PATs. His only field goal misses were from 51, 52, 41 and 55 yards.
- Campbell's** 16 made field goals are tied for fifth-most in the SEC this season, while his 12 in conference play are fifth. He heads into the Vandy game having made nine of his last 11 field goal attempts.
- Campbell** drilled a season-high 4-of-4 field goals at Kentucky on Oct. 28. He was named SEC Special Teams Player of the Week, becoming the first kicker for the Vols to win it since Chase McGrath last season following his game-winner vs. Alabama.
- Dating back to his time at Indiana, Campbell had made 109 consecutive PATs.

2023 HONORS (CONT.)

R-Jr. OL Gerald Mincey

- Reese's Senior Bowl Watch List

So. DE James Pearce Jr.

- ESPN Midseason All-America Team (HM)
- Bednarik Award Midseason Watch List
- SEC Defensive Lineman of the Week (vs. South Carolina, 9/30; vs. Texas A&M, 10/14)

R-Sr. LB Keenan Pili

- Polynesian College Football Player of the Year Watch List
- Reese's Senior Bowl Watch List

R-Fr. P Jackson Ross

- Ray Guy Award Ray's 8 List (at Alabama, 10/21/23)

R-Sr. LS Matthew Salansky

- Burlsworth Trophy Nominee

Sr. RB Jabari Small

- Doak Walker Award Preseason Candidate List
- Reese's Senior Bowl Watch List

Sr. OL Javontez Spraggins

- All-SEC Second Team (Lindy's)
- All-SEC Third Team (Coaches, Media)

Sr. DL Omari Thomas

- Reese's Senior Bowl Watch List
- All-SEC First Team (Lindy's)

R-Sr. TE Jacob Warren

- Mackey Award Watch List
- Wuerffel Trophy Watch List
- Reese's Senior Bowl Watch List
- Allstate AFCA Good Works Team Nominee
- NFF Campbell Trophy Nominee

So. WR Squirrel White

- All-SEC Fourth Team (Athlon)

Sr. RS Dee Williams

- All-American Fourth Team (Phil Steele)
- All-SEC Third Team (Athlon, Phil Steele)
- SEC Special Teams Player of the Week (vs. Texas A&M, 9/14)

Jr. RB Jaylen Wright

- ESPN Midseason All-America Team (HM)
- Doak Walker Award Preseason Candidate List
- All-SEC Third Team (Lindy's)
- All-SEC Fourth Team (Athlon)

NOTEBOOK

Blocked Kicks/Punts In Josh Heupel Era (2021-pres.) (7 - 4 blocked punts, 2 blocked PAT, 1 blocked FG)

Date	Opponent	Play	Quarter
9/11/21	Pittsburgh	Christian Charles blocked punt	1Q
10/23/21	at Alabama	De'Shawn Rucker blocked punt	3Q
10/29/22	Kentucky	Da'Jon Terry blocked PAT	1Q
10/29/22	Kentucky	Kalib Perry blocked punt	2Q
9/16/23	at Florida	Omari Thomas blocked PAT	1Q
9/16/23	at Florida	Bryson Eason blocked 46-yd field goal attempt	1Q
9/23/23	UTSA	Jourdan Thomas blocked punt	1Q

EPIC STARTS

- Tennessee outscores opponents 427-162 in the first quarter under **Josh Heupel**, including 190-51 in 2021, 141-72 in 2022 and 96-39 this season. The Vols have scored at least one touchdown in the first quarter in 32 of 37 games under Heupel with the 2022 season games against Florida and Georgia and this season's Austin Peay and Missouri games being the only exceptions.
- **Josh Heupel** teams are known for quick starts. In 73 games as a head coach, Heupel's squads have outscored opponents 873-376 in the first quarter (427-162 at UT, 447-214 at UCF). No active FBS head coach scores more points per first quarter in a career than Heupel since 2018 (11.97). Alabama's Nick Saban is second (11.15). *via SportSource (min. at least one season coached)*
- In the last three seasons combined under Heupel, the Vols are first in the nation in first-quarter scoring at 11.54 points per game. Oklahoma and Ohio State are second at 9.95.
- In the last three seasons combined under Heupel, Tennessee is first in the FBS in first-quarter scoring differential (+7.16). Georgia is second at +6.41.
- Since the start of the 2018 season, **Josh Heupel** ranks second among all FBS coaches in first-quarter scoring differential (+6.82). Alabama's Nick Saban is first (+7.10). *via SportSource (min. at least one season coached)*
- Heupel's teams have scored at least one touchdown in the first quarter in 65 of the 73 games he has coached.
- In 2023, Tennessee has scored on its first offensive drive in eight out of the 11 games it has played with all eight of those resulting in touchdowns. The Austin Peay, Texas A&M and Missouri games were the only times it did not score on the first drive.
- The Vols have outscored opponents 44-13 in the first quarter in the last five games combined, jumping out to a 13-0 advantage at the end of the first quarter at Alabama, a 10-0 margin at Kentucky, a 14-3 margin vs. UConn and a 10-7 deficit vs. Georgia. The first quarter at Missouri was scoreless. They have allowed only one first-quarter touchdown in the last five games entering the Vandy game. Georgia had one last week.
- Tennessee is averaging 8.73 points per first quarter this season, which is fourth among SEC teams. The Vols are second in the SEC in first-quarter scoring differential this season at 5.18.

RACKING UP NEGATIVE PLAYS DEFENSIVELY

- Tennessee is second in the SEC and sixth nationally in tackles for loss per game with 7.82. They are also second in the SEC and sixth in the FBS in total tackles for loss with 86.0.
- The Vols are second in the SEC and tied for eighth in the FBS in sacks per game with 3.09. The Vols have recorded 34 total sacks, which is second in the SEC and tied for eighth nationally. The 34 sacks have eclipsed last year's season total of 31 and are tied for 10th in single-season school history.

Tennessee Sacks In A Season

- 50 - 2000
- 47 - 1997
- 42 - 1999, 1995
- 40 - 1992
- 39 - 1991
- 38 - 1993, 1970
- 35 - 2014
- 34 - 2019, 2001, 2021, **2023**

- Tennessee has registered at least one sack in 15 consecutive games dating back to last season's Missouri game on Nov. 12.
- 17 times in the **Tim Banks/Josh Heupel** era have the Vols registered at least three sacks in a game, and they are 15-2 in those contests when doing so with the only losses coming at Alabama on Oct. 21 and at Mizzou on Nov. 11.
- This season, 23 different players have at least one tackle for loss and 16 players have multiple tackles for loss led by DE **James Pearce Jr.'s** and LB **Aaron Beasley's** 11.5. They are tied for fifth in the SEC.
- **Pearce Jr.** has been one of the most dominant pass rushers in the nation. He is averaging 0.73 sacks per game - third in the SEC - and he has 8.0 total sacks, which is second in the SEC. Pearce leads all SEC defensive linemen in sacks as Mississippi State linebacker Nathaniel Watson is tops in the league overall with 10.0.
- **Pearce** was named SEC Defensive Lineman of the Week following the South Carolina victory on Sept. 30 after registering two sacks in the contest and two QB hurries, including one that led to a pick six in the second quarter.
- **Pearce Jr.** followed that up with an epic outing vs. Texas A&M on Oct. 14. He collected two tackles for loss, one sack but it was the five QB hurries that caused havoc all day. He owns eight QB hurries in his last three games combined. He was named SEC Defensive Lineman of the Week again for his efforts vs. A&M.

VOL TRENDS

	HEUP		
	2023	AT UT	STK
September	4-1	10-3	W2
October	2-1	8-3	W1
November	1-2	6-5	L2
December	0-0	1-1	W1
vs. above .500 (time of game)	2-3	11-11	L2
vs. below .500 (time of game)	3-0	7-0	W8
vs. at .500 (time of game)	2-1	6-1	W1
SEC at home	2-1	8-3	L1
SEC on road	1-3	5-7	L1
in Orange J/White P	3-1	11-1	L1
in Orange J/Orange P	1-0	5-1	W4
in White J/White P	1-2	4-5	W1
in White J/Orange P	0-1	1-3	L2
in Dark Mode	1-0	3-1	W2
in Smokey Grey	1-0	2-0	W2

UT vs. Non-Conference Opponents

overall	4-0	12-2	W9
at home	3-0	9-1	W8
on the road	0-0	1-1	W1
neutral	1-0	2-1	W2

UT Record In Games ...

decided by 7 pts or less	2-0	6-3	W5
decided by 3 pts or less	0-0	2-1	W1
Home during the day	3-1	10-2	L1
Home at night	2-0	7-2	W6
Road during the day	0-2	3-3	L3
Road at night	1-1	3-4	W1

UT Record When ...

scoring first	5-3	22-7	L1
opponent scores first	2-1	3-5	L1
leading after the 1st quarter	5-2	21-6	W2
trailing after the 1st quarter	0-1	1-5	L3
tied after the 1st quarter	2-1	3-1	L1
leading at halftime	6-1	24-1	W2
trailing at halftime	1-3	1-11	L2
tied at halftime	0-0	0-0	L6
halftime lead/deficit 4 pts	1-0	2-1	W1
leading after the 3rd quarter	7-0	24-1	W17
trailing after the 3rd quarter	0-4	1-11	L6
tied after the 3rd quarter	0-0	0-0	L2
3rd qtr lead/deficit 4 pts	1-1	2-2	L1
tied after 4th quarter/OT	0-0	1-1	W1
turnover margin even	1-0	6-3	W1
turnover margin +1 or better	4-2	15-4	L1
turnover margin +2 or better	2-0	9-1	W6
turnover margin +3 or better	1-0	3-0	W7
turnover margin -1 or worse	2-2	4-5	L1
turnover margin -2 or worse	0-1	1-3	L3
turnover margin -3 or worse	0-0	0-1	L1
scoring less than 20 pts	0-2	0-6	L12
scoring 20 or more pts	7-1	25-5	W2
scoring 25 or more pts	6-0	24-4	W8
allowing 14 or fewer pts	4-0	13-0	W31
allowing 25 or fewer pts	5-0	19-0	W20
allowing 30 or more pts	0-4	3-11	L5

UT Record With ...

less than 300 yds total offense	0-1	0-2	L6
300+ yds total offense	7-3	25-10	L1
400+ yds total offense	6-1	23-5	W2
500+ yds total offense	2-0	12-2	W3
600+ yds total offense	1-0	5-1	W4
less than 100 yds rushing	0-1	1-4	L2
100+ yds rushing	7-3	24-8	L1
150+ yds rushing	7-0	22-3	W8
200+ yds rushing	7-0	20-2	W14
250+ yds rushing	4-0	11-1	W7
less than 200 yds passing	1-1	4-2	L1
less than 300 yds passing	6-4	15-9	L2
300+ yds passing	1-0	10-3	W1
350+ yds passing	1-0	6-2	W1
400+ yds passing	0-0	3-0	W4

NOTEBOOK

- **Pearce** was named an honorable mention Midseason All-American by ESPN.com, and he was added to the Bednarik Award watch list midseason. He has collected at least one sack in four out of his last seven contests entering the Vanderbilt game.
- In the South Carolina game, Tennessee finished with six sacks for a loss of 27 yards. It was the Vols' most sacks in an SEC game since seven vs. Mississippi State on Oct. 12, 2019. They followed that up with 11 QB hurries in the victory over Texas A&M.
- Tennessee has produced three SEC Defensive Lineman of the Week awards this season, tied for most of any team in the conference - **Pearce Jr.** (vs. South Carolina, Texas A&M) and **Baron** (vs. Virginia).

ORANGE RUSH: WRIGHT, SAMPSON, SMALL FORM NATION'S BEST RB TRIO

- The Vols boast one of the best running back rooms in the nation led by the trio of Sr. **Jabari Small**, Jr. **Jaylen Wright** and So. **Dylan Sampson**.
- As a team, Tennessee is second in the SEC in rushing yards per game with 205.7, a mark that is also 11th in the FBS. The Vols average 5.62 yards per carry, which is second in the SEC and sixth nationally.
- **Wright** ranks second in the FBS and SEC in average yards per carry at 7.44, behind only LSU's Jayden Daniels at 8.18 (min. 100 attempts). Wright leads all FBS running backs in average yards per carry. His 7.44 is the best by an FBS running back with at least 100 carries in a season since 2020. That season North Carolina's Michael Carter averaged 7.98.
- **Sampson** is ninth in the SEC at 5.71 yards per rush.
- **Wright** has produced six 100-yard rushing games this season, which is second in the SEC behind Missouri's Cody Schrader. The six are tied for sixth in UT single-season annals and are the most by a Vol since Jalen Hurd had six in 2015. Wright is one away from a five-way tie for second place in UT record books with Travis Stephens (2001), Travis Henry (2000), Jamal Lewis (1997) and Chuck Webb (1989).
- **Wright** is up to 938 rushing yards on the season and 639 of those yards have come after contact according to Pro Football Focus. He is 62 yards shy of becoming Tennessee's 19th 1,000-yard single-season rusher. He would become the first since Jalen Hurd had 1,288 in 2015. Wright rushed for a team-high 875 yards last season.
- **Wright** owns eight career 100-yard rushing games, which is tied for 12th in UT career annals. He is one away from a three-way tie for 10th with Tauren Poole (2008-11) and Arian Foster (2005-08).
- **Wright** is 13th in UT career rushing yards with 2,222 on 357 attempts.
- **Wright** is the second player in Tennessee history with multiple 80-yard carries during his career. He scored on the second play of the UConn game with an 82-yard TD run that was the ninth-longest in UT history. Wright had an 83-yarder at Vanderbilt last season on Nov. 26, 2022.
- **Wright** is tied for the national lead this season in runs of 70 or more yards with two. He added to that total, zooming past Georgia's defense on the first play of the game for 75 yards on Nov. 18.
- **Sampson** accounted for a career-high four total touchdowns (three rushing, one receiving) in the win over Virginia on Sept. 2. He became the first Tennessee running back with four touchdowns scored in a game since John Kelly Jr. had four rushing scores against Georgia Tech on Sept. 4, 2017.
- **Sampson** leads the Vols in rushing touchdowns and is tied for ninth in the SEC with seven this season.
- **Sampson** rushed for a career-best 139 yards on 11 carries with two touchdowns vs. UTSA on Sept. 23. He added a 20-yard catch and finished with a game-high 159 all-purpose yards. Sampson averaged a career-best 12.64 yards per carry. The 12.64 yards per carry was the best by a UT player in a game since QB Joshua Dobbs averaged 19.0 vs. Missouri on Nov. 19, 2016. It was the best by a UT running back since Alvin Kamara averaged 12.8 vs. Kentucky on Nov. 12, 2016.
- **Small** eclipsed the 2,000-yard career rushing mark in the win over Texas A&M. He sits at 2,092 entering the Vanderbilt game. He is 15th in UT career annals.
- The Vols have churned out an SEC-best eight individual 100-yard rushing performances this season with **Wright** owning six and **Sampson** owning two.
- In his five previous seasons as a head coach, **Heupel's** teams have finished in the top 26 in rushing every season. The Vols were 26th last season (199.5), 11th in 2021 (217.8), and they are 11th nationally this season (205.7).
- Tennessee averaged 9.18 yards per carry as a team against UTSA on Sept. 23. The two best rushing yards per carry marks by the Vols in the last decade have occurred under **Heupel's** watch. UT rushed for a school-record 11.68 yards per carry vs. Vanderbilt last season in addition to the performance vs. UTSA.
- Tennessee is the only team in the nation this season with multiple runs of 80+ yards this season. This comes a year after the Vols tied for the national lead in 80+ yard runs (2). **Wright** owns an 82-yarder this year vs. UConn and **Milton** had an 81-yarder vs. UTSA.
- Tennessee has piled up at least 200 rushing yards in seven out of its 11 games this season. The highlight came vs. Texas A&M on Oct. 15. The Aggies entered the contest with the SEC's best rushing defense, allowing only 84.0 yards per game, but the Vols managed 232 on the ground, which was +148.0 more than A&M's average. They then did the same to the SEC's second-best rush defense on Oct. 28 at Kentucky, pounding out 253 yards.

Opponent	Rushing Yards Allowed	P/G Entering	UT Rush Yards	Diff.
UTSA	128.7		303	+174.3
South Carolina	115.0		238	+123.0
Texas A&M	84.0		232	+148.0
Alabama	104.4		133	+28.6
at Kentucky	95.7		253	+157.3
UConn	167.3		275	+107.7
Georgia	107.9		130	+22.1

ON THIS DAY...

NOV.
25

THE RECORD: 15-2-1
THE STREAK: L1
LAST TIME:
 2017, Tennessee fell
 to Vanderbilt 42-24,
 in Knoxville

DID YOU KNOW:

From 1920-2006, the Vols won 13 in a row on this date with opponents being Kentucky and Vanderbilt. Tennessee's only losses on this date were 2017 and 1915.

VOLS IN THE NFL (29)

NAME	TEAM	POS.	YR.
Micah Abernathy	Falcons	S	2
Derek Barnett	Eagles	DE	7
Matthew Butler*	Raiders	DT	2
Morgan Cox	Titans	LS	14
Joshua Dobbs	Vikings	QB	7
Princeton Fant*	Cowboys	TE	1
Hendon Hooker^	Lions	QB	1
Jalin Hyatt	Giants	WR	1
Theo Jackson	Vikings	S	2
Jauan Jennings	49ers	WR	3
Alexander Johnson*	Dolphins	LB	5
Velus Jones Jr.	Bears	WR	2
Alvin Kamara	Saints	RB	7
John Kelly Jr.*	Browns	RB	6
Cade Mays	Panthers	OL	2
Emmanuel Moseley	Lions	CB	6
Josh Palmer^	Chargers	WR	3
Cordarrelle Patterson	Falcons	RB	11
Kyle Phillips*	Saints	DE	4
Jalen Reeves-Maybin	Lions	LB	7
Trey Smith	Chiefs	OL	3
Cameron Sutton	Lions	CB	7
Alontae Taylor	Saints	DB	2
Darrell Taylor	Seahawks	DE	3
Cedric Tillman	Browns	WR	1
Shy Tuttle	Panthers	DL	5
Kendal Vickers*	Cardinals	DE	4
Darnell Wright	Bears	OL	1
Byron Young	Rams	DE	1

^ - denotes on IR or Reserve/NFI

* - denotes on practice squad

NOTEBOOK

RUSHING DEFENSE GETTING IT DONE

- Tennessee's rushing defense is allowing just 117.0 yards per game on the ground, which is fourth in the SEC and 24th in the nation.
- The Vols have limited six of their 11 opponents to under 100 yards rushing this season, and they have limited opponents to under 100 yards rushing 16 times in the DC **Tim Banks** era (since 2021 season).
- The six games with less than 100 yards rushing is the most by a Vol defense in a season since the 2005 defense did it nine times. That team led the SEC and ranked second in the FBS, allowing only 82.5 ypg.
- Tennessee is 6-0 this season when holding opponents to under 100 yards rushing. They have won their last 10 games when holding an opponent to under 100 yards rushing dating back to 2021.
- Tennessee shutdown the then SEC's leading rusher, Ray Davis, at Kentucky on Oct. 28. The Wildcats managed only 72 yards on the ground, and Davis notched 42 yards, which was 74.6 yards below his season average of 111.6 at the time.

SCORING ON THE FIRST OFFENSIVE PLAY FROM SCRIMMAGE

- Five times during the **Josh Heupel** era (2021-present), Tennessee has scored on its first offensive play from scrimmage to start a game.
- The Vols have done it twice this season. RB **Jaylen Wright** became the latest to join the party, bursting through for 75 yards to start the game and put the Vols up 7-0 vs. No. 1 Georgia on Nov. 18. QB **Joe Milton** raced 81 yards on the first play from scrimmage vs. UTSA on Sept. 23.
- On Nov. 4 vs. UConn, though it did not score on the first offensive play, the Vols did so on its second offensive play from scrimmage, an 82-yard touchdown run by **Jaylen Wright**.

Scoring on UT's First Offensive Play From Scrimmage In Josh Heupel Era (2021-pres.)

Date	Opponent	Play	Result
9/11/21	Pittsburgh	Jabari Small 2-yd TD run following blocked punt	L, 41-34
11/6/21	at Kentucky	JaVonta Payton 75-yd TD reception from Hendon Hooker	W, 45-42
9/1/22	Ball State	Jalin Hyatt 23-yd TD reception from Hendon Hooker	W, 59-10
9/23/23	UTSA	Joe Milton III 81-yd TD run	W, 45-14
11/18/23	Georgia	Jaylen Wright 75-yd TD run	L, 38-10

FOURTH IN THE NATION IN DEFENSIVE TOUCHDOWNS

- Tennessee is tied for second in the SEC and tied for fourth in the nation in defensive touchdowns with four.
- The Vols had a record day vs. UConn on Nov. 4, producing three defensive touchdowns in a game for the first time in school history. It included a 24-yard scoop-and-score by DE **Tyler Baron**, a 30-yard pick six by S **Jaylen McCollough** and a 39-yard pick six by LB **Aaron Beasley**.
- It was the first time since Dec. 4, 1971 vs. Penn State that Tennessee posted both a pick-six and a scoop-and-score in the same game.
- It was the first time since Sept. 7, 2013 vs. Western Kentucky that Tennessee returned two interceptions for touchdowns in the same game and the fourth time it has done so this century. Cameron Sutton and Justin Coleman did it vs. WKU. The two tied a school single-game record.
- The Vols have produced three pick sixes this season as **Kamal Hadden** (28 yards) also had one vs. South Carolina. That is tied for fourth nationally.
- Tennessee is one of only four FBS teams to register multiple interceptions returned for touchdowns in a game this season, joining Coastal Carolina (2 vs. Duquesne on Sept. 16), Kentucky (2 at Vanderbilt on Sept. 23) and Michigan (2 at Minnesota on Oct. 7).
- The Vols have racked up seven defensive touchdowns in the DC **Tim Banks**/HC **Josh Heupel** era. They are 5-0 when recording a defensive score:

Opponent	Date	Play
Tennessee Tech	9/18/21	Solon Page 31-yd interception return (3Q)
at Kentucky	11/6/21	Alontae Taylor 56-yd interception return (3Q)
Vanderbilt	11/27/21	Theo Jackson 55-yd interception return (1Q)
South Carolina	11/30/23	Kamal Hadden 28-yd interception return (2Q)
UConn	11/4/23	Tyler Baron 24-yd fumble return (2Q)
UConn	11/4/23	Jaylen McCollough 30-yd interception return (3Q)
UConn	11/4/23	Aaron Beasley 39-yard interception return (3Q)

TEN INTERCEPTIONS TIED FOR SIXTH IN SEC

- Tennessee has registered double-digit interceptions for the third straight season under defensive coordinator **Tim Banks**. The Vols own 10 picks this season, which is tied for sixth in the SEC.
- The three straight seasons are the program's longest streak since doing it five in a row from 2012-16.
- CB **Kamal Hadden** (injured - out for the season) and S **Jaylen McCollough** are tied for the team lead in interceptions with three apiece this season, which is also tied for fifth in the SEC.
- The Vols have picked off three passes in the last three games combined, including two by **Jaylen McCollough**. McCollough owns six for his career. He returned one 36 yards that stopped a Missouri drive in the first quarter on Nov. 11.
- McCollough** is second in UT history in career starts with 49. A start against Vanderbilt would give the super senior his 50th, tying the school record mark held by CB Jonathan Hefney, who started 50 from 2004-07.

NOTEBOOK

FAST, FUN, REAL

- In the last three seasons combined (since 2021) under **Josh Heupel**, Tennessee is first in the nation at 2.89 plays per minute. During that same span, the Vols are averaging 1.56 offensive points per minute, which is first in the FBS.
- This season, Tennessee is third in the nation in offensive plays per minute at 2.79. Jacksonville State is first at 2.82, and USF is second at 2.80.
- From 2018-20, Heupel's UCF teams averaged a nation-high 3.04 plays per minute.
- Since the start of the 2018 season, Heupel-coached teams lead the nation in offensive plays per minute (2.96) and they are first in offensive points per minute (1.60). (*min. at least one season coached*)

TIGHT END TOUCHDOWNS SECOND IN SEC

- Tennessee's tight ends have been productive under first-year coach **Alec Abeln**.
- Vol tight ends have accounted for 31 receptions for 333 yards and six touchdowns this season.
- They have scored at least one receiving touchdown in four out of the last six games. Sr. **Jacob Warren** had touchdown catches in back-to-back games vs. South Carolina and Texas A&M. Sr. **McCallan Castles** then caught a 6-yard TD pass with 0:12 left in the second quarter at Alabama on Oct. 21 and followed that up with 19-yard TD catch in the third quarter vs. UConn on Nov. 4. The Vols did not have a TE touchdown at Kentucky or at Mizzou.
- UT's six receiving touchdowns by tight ends ranks tied for second in the SEC behind only Georgia (8). Florida also has six followed by Arkansas and Auburn with five apiece.
- Tennessee's six receiving touchdowns by tight ends are the most by a Vol TE unit since catching six in 2012. That year, Mychal Rivera led the way with five. One more TE TD would give the Vols their most since the 2007 TE unit caught nine touchdowns. Chris Brown led the way with six that season.
- In the **Josh Heupel** era (since 2021), tight ends have accounted for 18 touchdowns - 13 receiving and five rushing. They have caught at least three TD passes in three straight seasons.

MORE THAN 2,000 RUSH YARDS THIRD STRAIGHT SEASON

- For the third straight season under **Josh Heupel**, the Vols have gone over the 2,000-yard rushing mark as a team. Tennessee was the first team in the SEC to hit the 2,000-mark this season as it entered Week 10 at Mizzou with 2,050. They sit at 2,263 entering the Vanderbilt game.
- It's the first time since 1990-94 (five straight seasons) that the Vols have produced more than 2,000 rushing yards in at least three straight seasons.
- In six seasons as a head coach, **Josh Heupel's** teams have gone over 2,000 rushing yards all six seasons. His UCF teams rushed for 3,448 in 2018; 2,909 in 2019 and 2,107 during the COVID-shortened season of 2020.

IN JOSH HEUPEL'S 73 GAMES AS A HEAD COACH ...

- His teams have scored 30 points 60 times (27 times at Tennessee) and own a 52-8 record when doing so. The only times his teams did not hit 30 points was at Cincinnati (2019), Tulsa (2020), BYU (2020), Florida (2021 and 2023), Ole Miss (2021), Alabama (2021 and 2023), Georgia (2021, 2022, 2023), Texas A&M (2023) and Missouri (2023).
- His teams have scored 40 points 39 times (19 times at Tennessee).
- His teams have scored 50 points 20 times (10 times at Tennessee).
- His teams have scored 60 points six times (five times at Tennessee).
- His teams have put up 400 yards of total offense in a game 62 times (28 times at Tennessee).
- His teams have put up 500 yards of total offense in a game 35 times (14 times at Tennessee).
- His teams have put up 600 yards of total offense in a game 18 times (six times at Tennessee).
- * His teams have put up 700 yards of total offense in a game twice (1 UT)

Games Scoring 30+ Points Since 2018 By Head Coach

1. Nick Saban - Alabama - 66
Lincoln Riley - Oklahoma, USC - 64

3. Josh Heupel - UCF, Tennessee - 60

Games Scoring 40+ Points Since 2018 By Head Coach

1. Nick Saban - Alabama - 52
2. Lincoln Riley - Oklahoma, USC - 48

3. Josh Heupel - UCF, Tennessee - 39

THE TURNOVER BATTLE

- Tennessee lost the turnover battle for the first time in four games when it was -2 at Missouri on Nov. 12.
- Tennessee has won the turnover battle in six games, pushed it in one and lost it in four (vs. Virginia, at Florida, vs. South Carolina, at Mizzou).
- The Vols have forced 15 turnovers this season, which is tied with Vanderbilt for fifth in the SEC. They have forced multiple turnovers in five games this season and have forced five in the last three games combined.
- Their +4 turnover margin is tied for fourth in the SEC.

HEUPEL TOP 10 NATIONALLY IN WINS SINCE 2018

- Since the start of the 2018 season, **Josh Heupel** has won 53 of the 73 games he has coached. That ranks eighth among all FBS head coaches during that span.
- **Heupel** has won 25 of his first 37 games as head coach of the Vols. He was the quickest UT coach to 20 victories (28 games) since Phillip Fulmer did it in 27 games (1992-94). Heupel was the sixth-quickest to reach the mark in UT history. Of those six, only Heupel and Bowden Wyatt had to take over a program that had a losing record prior to their arrivals.
- Of **Heupel's** 25 victories, seven have come vs. ranked opponents at the time of the meeting. The Vols had only seven ranked wins in the six seasons combined prior to Heupel (2015-20).

Wins Since Start of 2018 Season Among Active FBS Head Coaches

1. Nick Saban, Alabama - 72
2. Kirby Smart, Georgia - 71
3. Dabo Swinney, Clemson - 67
4. Lincoln Riley, Oklahoma and USC - 62
Brian Kelly, Notre Dame and LSU - 62
6. Luke Fickell, Cincinnati and Wisconsin - 59
7. Jim Harbaugh, Michigan - 57
8. **Josh Heupel, UCF and Tennessee - 53**
9. Billy Napier, Louisiana and Florida - 52
Kirk Ferentz, Iowa - 52

12 FIRST-TIME STARTERS

- A total of 12 players have made their first career Tennessee starts this season, including five on offense and seven on defense.
- Five players did so in the season-opener vs. Virginia on Sept. 2 - Sr. LB **Keenan Pili** and Jr. DE **Dominic Bailey**. Pili had previously started games during his time at BYU. Three offensive players made their first career UT starts vs. the Cavaliers, including Jr. RB **Jaylen Wright**, LT **John Campbell Jr.** and LG **Andrej Karic**. Campbell (Miami) and Karic (Texas) started at their previous institutions.
- So. LB **Elijah Herring** got the starting nod week 2 vs. Austin Peay on Sept. 9, in place of the injured Pili.
- Sr. CB **Gabe Jeudy-Lally** made his first UT start in the SEC opener vs. Florida on Sept. 16. He had previously started 23 career games prior to arriving in Knoxville - 13 at Vanderbilt and 10 at BYU.
- With **Bru McCoy** out for the season due to injury, So. WR **Chas Nimrod** got his first start in the victory over Texas A&M on Oct. 14. Nimrod was the Vols' leading receiver with four catches for 31 yards in his first start.
- Jr. WR **Dont'e Thornton Jr.** made his first start as a Vol at Kentucky on Oct. 28. Thornton had previously started five games at Oregon before transferring to Knoxville.
- So. DE **James Pearce Jr.**, playing in his 23rd career game, got his first starting nod in a Nov. 11 road game at Missouri.
- Due to multiple injuries in the secondary, **Jourdan Thomas** (STAR) and **Andre Turrentine** (S) made their first career starts vs. No. 1 Georgia on Nov. 18.

EXPLOSIVE RUNS

- Tennessee has produced 78 runs of 10 or more yards this season, which leads the SEC and ranks sixth in the FBS.
- The Vols are second in the nation in 40+ yard runs (8) and are tied for first in the FBS in 70+ yard runs (3).
- Tennessee leads the SEC in 10+ yard runs, 40+ yard runs, 60+ yard runs (3), 70+ yard runs and 80+ yard runs (2).
- RB **Jaylen Wright** is second in the SEC and ranks 18th in the FBS in 10+ yard runs with 32. LSU QB Jayden Daniels leads the SEC with 36.



NOTEBOOK

RUNNING BACKS RARELY LOSE FUMBLES

- Tennessee running backs have not lost a fumble on a rush all season (318 carries).
- The Vols have lost six fumbles as a team this year, but three were by QB **Joe Milton III**, two occurred on special teams and RB **Jaylen Wright** fumbled in the second quarter at Missouri after making a 15-yard catch.

RB	Consec. Rushes W/O Lost Fumble	Last Lost Fumble on Rush
Jabari Small	415 (91 in 2023)	never
Jaylen Wright*	166* (126 in 2023)	3Q at Georgia, 11/5/22
Dylan Sampson	134 (76 in 2023)	never
Cameron Seldon	12 (12 in 2023)	never
Khalifa Keith	7 (7 in 2023)	never

* - note: Wright fumbled following a 15-yard catch at Missouri (11/11)

42 MAKE TENNESSEE DEBUT, 23 TRUE FRESHMEN

- A total of 42 players have made their Tennessee debut this season, including 23 true freshmen, seven redshirt freshmen and nine FBS transfers.
- A total of 22 of those did so in the season-opener vs. Virginia.
- The 15 true freshmen who debuted in the season opener: LB **Arion Carter**, TE **Ethan Davis**, DB **Rickey Gibson III**, DL **Caleb Herring**, DL **Daevin Hobbs**, QB **Nico Iamaleava**, RB **Khalifa Keith** (also on special teams), OL **Vysen Lang**, DL **Nathan Robinson**, RB **Cameron Seldon** (also on special teams), DB **John Slaughter**, WR **Dayton Sneed** LB **Jeremiah Telander**. Two other true freshman debuted vs. Austin Peay on Sept. 9 - OL **Shamurad Umarov** and DB **Jack Luttrell**.
- The two redshirt freshmen who played vs. UVA included: DL **Joshua Helsdon** and P/HOLD **Jackson Ross**.
- The nine transfers who saw action vs. UVA included: PK **Charles Campbell** (Indiana), LT **John Campbell Jr.** (Miami), TE **McCallan Castles** (UC Davis/Cal), LG **Andrej Karic** (Texas), OL **Larry Johnson III** (JUCO), CB **Gabe Jeudy-Lally** (BYU/Vanderbilt), DT **Omarr Norman-Lott** (Arizona State), LB **Keenan Pili** (BYU) and WR **Dont'e Thornton Jr.** (Oregon).
- Four Vols made their debut vs. UTSA on Sept. 23 - RS Fr. long snapper **Bennett Brady**, Fr. DB **Cristian Conyer**, Fr. LB **Jalen Smith** and Fr. DB **Jordan Matthews**.
- In its final non-conference regular season on Nov. 4 vs. UConn, 11 Vols saw their first career action: LB **Mekhi Bigelow**, TE **Cody Duncan**, DL **Trevor Duncan**, WR **Jack Henry Jakobik**, OL **Gus Hill**, WR **Nathan Leacock**, WR **Jackson Locke**, WR **Nathan Roberts**, TE **Titus Rohrer**, WR **Trey Weary** and WR **Garrett Young**.

COOPER MAYS RETURNS FROM INJURY

- Sr. C **Cooper Mays** saw his first action of the season in a start against South Carolina on Oct. 7, solidifying the Vols' offense line. Mays, Tennessee's most experienced offensive lineman, underwent a medical procedure on Aug. 9 and missed the first four games of the season.
- Sr. **Ollie Lane** had started the first four games of the season at center in place of Mays, but Lane returned to his natural guard position against the Gamecocks and started again vs. Texas A&M on Oct. 14.
- The Vols have won 15 out of their last 20 games that **Mays** starts at center, as he started all 13 games at the position a season ago. They are 4-3 this season when he starts at center with wins over South Carolina, Texas A&M, Kentucky and UConn.

NOTING THE OFFENSIVE LINE

- Despite a rash of injuries this season, Tennessee's offensive line has performed well. They were one of 12 teams nationally and four in the SEC named a semifinalist for the Joe Moore Award on Nov. 14. The Vols join Oregon, Georgia and Michigan as the only schools to be named semifinalists in 2022 AND 2023.
- The Vols have allowed 17 sacks this season, representing the second-fewest in the SEC behind only Georgia (10).
- Tennessee allows only 1.55 sacks per game, second-fewest in the SEC and the fewest by a UT offensive line in 10 years since the 2013 squad allowed 1.25 per game.
- Tennessee started its fourth different offensive line combination of the season in its last game vs. Georgia. Both starting tackles in **John Campbell Jr.** and **Gerald Mincey** were out due to injury.

GAMES WITH A 100-YARD RECEIVER AND 100-YARD RUSHER

- In a game South Carolina on Sept. 30, Tennessee produced a 100-yard receiver (**Squirrel White**) and a 100-yard rusher (**Jaylen Wright**). Wright finished with 123 yards on 16 carries, while White caught nine passes for 104 yards for his third career 100-yard receiving game and first since the Orange Bowl.
- White's** outing was the first individual 100-yard receiving game by a Vol this season, and he has produced two this season. White added 111 yards on a career-best 10 catches and one highlight reel touchdown on a 39-yard catch to put the Vols on the board in the first quarter.
- Tennessee has produced 20 individual 100-yard receiving games in the **Josh Heupel** era.
- Six times in the Heupel era (since 2021) have the Vols produced a 100-yard receiver and 100-yard rusher in the same game:

Date	Opponent	Rusher/Receiver	Result
10/9/21	So. Carolina	Evans (119)/Jones Jr. (103)	W, 45-20
11/27/21	Vanderbilt	Wright (112), Small (103)/Tillman (106)	W, 45-21
12/30/21	vs. Purdue	Small (180)/Tillman (150)	L, 48-45
9/24/22	#20 Florida	Hooker (112)/McCoy (102)	W, 38-33
10/8/22	at #25 LSU	Small (127)/McCoy (140)	W, 40-13
9/30/23	So. Carolina	Wright (123)/White (104)	W, 41-20

FOURTH QUARTER, 67-43

- Tennessee has finished games strong this season, outscoring opponents 67-43 in the final frame.
- The Vols have allowed only four fourth-quarter touchdowns all season, doing so vs. Austin Peay in the second game of the season, Oct. 21 at Alabama and two vs. Missouri on Nov. 11.
- Four out of Tennessee's six SEC opponents have not scored a touchdown on the Vols in the fourth quarter. Florida, South Carolina and Kentucky each managed field goals, while Texas A&M and Georgia was held scoreless in the fourth.

SIX WINS PRIOR TO NOVEMBER AGAIN

- Prior to last season, Tennessee had not reached the six-win mark in October since 2006.
- The win at Kentucky on Oct. 28 gave the Vols bowl eligibility and at least six wins through the month of October in back-to-back seasons for the first time since 1998-99. The Vols won six through October in 1999 and seven through October in 1998.
- Last season, the Vols were 8-0 after the completion of October.

PERFECT VS. NON-CONFERENCE AGAIN

- Tennessee has secured a perfect non-conference regular season record for the second straight season under head coach **Josh Heupel**.
- It's the first time since 2016-17 that the Vols have achieved that feat in back-to-back seasons.
- Tennessee won all four of its non-SEC games this season by at least 17 points.
- The Vols have won nine non-conference games in a row, and they are 12-2 vs. non-SEC foes under **Heupel**.

IMPACT TRANSFERS

- Tennessee has found success in the transfer portal under head coach **Josh Heupel** as nearly all transfers have played a significant impact.

Player	Position	Previous School	Notable
Charles Campbell*	PK	Indiana	starting placekicker
John Campbell Jr.*	OT	Miami	started 8 games at LT
McCallan Castles*	TE	UC-Davis/Cal	backup TE
Kamal Hadden	CB	Auburn	starting CB, injured
Gabe Jeudy-Lally*	CB	BYU/Vanderbilt	starting CB
Andrej Karic*	OG	Texas	started first 4 games at LG
Bru McCoy	WR	USC	starting WR, captain
Joe Milton III	QB	Michigan	starting QB, captain
Gerald Mincey	OT	Florida	started RT
Gaston Moore	QB	UCF	third team QB
Omarr Norman-Lott*	DT	Arizona State	starting DT
Keenan Pili*	LB	BYU	was starting LB, injured
Dont'e Thornton*	WR	Oregon	major contributor at WR
Brandon Turnage	DB	Alabama	plays CB and STAR
Andre Turrentine	S	Ohio State	backup safety
Wesley Walker	S	Georgia Tech	started all 9 games at S

* - denotes first season with the program

NOTEBOOK

POLL POSITION

- UT dropped to No. 25 in the Associated Press Top 25 and No. 23 in the AFCA Coaches poll following its loss to No. 1 Georgia.
- Tennessee has been ranked in the last nine CFP rankings dating back to last season, and the Vols remained in the top 20 at No. 18 last week.
- The Vols have appeared in the AP poll for now 28 straight weeks dating back to Sept. 6 last season, which is their longest streak since 42 consecutive weeks from August 2003 to October 2005.
- It finished the 2022 campaign ranked No. 6 in both polls.
- Vols in the polls week-by-week:

Week	AP	Coaches	CFP
Preseason	12	10	-
Week 2 (9/5)	9	9	-
Week 3 (9/10)	11	9	-
Week 4 (9/17)	23	20	-
Week 5 (9/24)	21	19	-
Week 6 (10/1)	22	18	-
Week 7 (10/8)	19	17	-
Week 8 (10/15)	17	15	-
Week 9 (10/22)	21	20	-
Week 10 (10/29)	19	16	17
Week 11 (11/5)	14	12	13
Week 12 (11/12)	21	19	18
Week 13 (11/19)	25	23	TBD

KEY INJURIES MOUNTING

- Tennessee has suffered several key injuries this season to starters:

Player	Games Missed	Notable
OT John Campbell Jr.	2	missed last game vs. Georgia
CB Kamal Hadden	4 so far	out for season, injured at Alabama
LG Andrej Karic	6	injured at UK, missed last 3 games
C Cooper Mays	4	missed first 4 games, UF game
WR Bru McCoy	6 so far	out for season, injured vs. SC
STAR Tamarion McDonald	1	missed last game vs. Georgia
LB Keenan Pili	10	injured in season opener vs. UVA
WR Dont'e Thornton Jr.	6 qtrs so far	injured on 2Q TD catch at Mizzou
S Wesley Walker	1	missed last game vs. Georgia

WARREN NAMED SEMIFINALIST FOR CAMPBELL TROPHY

- Tennessee redshirt senior tight end **Jacob Warren** was one of 201 semifinalists for the 2023 William V. Campbell Trophy, college football's premier scholar-athlete award. The Campbell Trophy recognizes an individual as the absolute best in the country for his combined academic success, football performance and exemplary leadership, and the candidates also comprise the pool of nominees for the 2023 NFF National Scholar-Athlete Awards.
- A member of the 2023 NFF Hampshire Honor Society in his sixth season on Rocky Top, **Warren** holds two degrees from Tennessee. He earned his undergraduate degree in kinesiology in August 2021 before completing his Master of Science degree in agricultural leadership, education and communication in 2023. The Knoxville native has been named to the SEC Academic Honor Roll a program record five times.

SOLD OUT: 70,500 SEASON TICKETS PURCHASED

- On May 25, 100 days until kickoff, Tennessee exhausted its football season ticket inventory with 70,500 purchased. The sellout figure emphatically eclipsed the department's strategic plan goal of 61,000 by 9,500. Tennessee sold over 9,000 new season tickets for 2023.
- It marked the second time in the past 22 seasons that UT has sold out of its football season ticket inventory, last doing so in August 2016.
- Neyland Stadium's homefield advantage was on full display last season as the Vols went 7-0 in its confines, outscoring opponents 387-152. They drew a total of 703,727 fans for an average of 100,532—both of which ranked in the top five nationally.
- The Vols have sold out Neyland Stadium for 13 consecutive games.

Tennessee Athletics Strategic Plan Football Season Ticket Goals

Year	Goal	Actual Sold
2022-23	56,000	61,490
2023-24	61,000	70,500 (sold out)
2024-25	68,000	TBD
2025-26	69,000	TBD
2026-27	70,000	TBD

ERIC BERRY SELECTED TO COLLEGE FOOTBALL HALL OF FAME

- Two-time unanimous first-team All-America defensive back Eric Berry will officially be inducted into the College Football Hall of Fame as a member of the Class of 2023 during the 65th NFF Annual Awards Dinner on Dec. 5, 2023, at the ARIA Resort & Casino Las Vegas.
- Berry earned unanimous first team All-America honors in 2008, and he repeated the accolade in 2009. He is the only player in school history to achieve that feat twice. In 2009, he became the first player in school history to claim the Jim Thorpe Award as the nation's top defensive back after being a finalist in 2008.
- Berry is the 26th Vol to be enshrined in the College Football Hall of Fame and the second in the last three years. Al Wilson was selected in 2021. Of the 26 inductees, 22 were enshrined as players and four as coaches. The 22 players represent the most of any program in the SEC and the eighth-most nationally.
- Berry was honored with his NFF College Football Hall of Fame On-Campus Salute when the Vols hosted Texas A&M on Oct. 14.

25 YEARS SINCE FEELS LIKE '98

- Tennessee celebrated the 25-year anniversary of its last football national championship as the 1998 squad was honored as part of "Champions Weekend" when the Vols hosted South Carolina in Neyland Stadium. Coached by Phillip Fulmer, that team posted a perfect 13-0 record, including an 8-0 SEC mark en route to a conference championship. The Vols topped Florida State, 23-16, in the 1999 Fiesta Bowl as wide receiver Peerless Price and defensive back Dwayne Goodrich were named offensive and defensive MVPs, respectively.

#EVERYTHINGSCHOOL

- Since his hiring on Jan. 21, 2021, Vice Chancellor/Director of Athletics **Danny White** has led an unprecedented period of success on Rocky Top. White was selected as a national finalist for the 2023 Sports Business Journal Athletic Director of the Year Award.
- Tennessee in 2022-23 repeated as SEC All-Sports champion while becoming only the second school ever to sweep both the men's and women's all-sports standings.
- Tennessee finished at an all-time best No. 6 in the final 2022-23 LEARFIELD Directors' Cup standings—second among SEC schools. The 1,078.75 points scored were the most in school history, with 19 different sports contributing at least 25 points. It was Tennessee's first top-10 Directors' Cup finish since 2006-07, when UT landed at its previous-best No. 7.
- UT also reigned supreme in the annual CBS Sports "Best of College Sports" rankings, becoming only the second SEC school ever to earn that honor. Tennessee outscored an impressive top five that was rounded out by UCLA, Alabama, Texas and TCU.
- UT also became the only school to win a New Year's Six bowl game, advance both its men's and women's basketball teams to the Sweet Sixteen and send both its softball and baseball teams to the College World Series—in the same academic year.
- Academically, the Spring 2023 semester saw Tennessee's more than 550 student-athletes achieve a cumulative grade-point average of 3.38—its highest ever recorded. For the first time ever, all 16 sport programs earned a team GPA of at least a 3.0.
- A total of 23 Tennessee games during the 2022-23 athletic year drew more than 1 million viewers. ESPN College GameDay originated from campus four times during the athletic year, and Tennessee became the only school to have hosted ESPN College GameDay for football, men's basketball AND women's basketball all-time. It is also the only school to do it in the same athletic year.

QUICK FACTS

Location (Founded): Knoxville, Tenn. (1794)
Conference: Southeastern (Eastern Div.)
Enrollment: 36,304
Colors: Orange & White
Nickname: Volunteers
Mascot: Smokey XI
Band: Pride of the Southland
Chancellor: Donde Plowman
Director of Athletics: Danny White
Facility (Opened): Neyland Stadium (1921)
Capacity: 101,915 (Sixth-largest in CFB)
On-Field Record at Neyland: 490-142-17 (.769)
NCAA Record at Neyland: 484[^]-142-17 (.767)
First Year of Football: 1891 (127th season)
All-Time NCAA Record: 863[^]-414-53 (.670)
All-Time On-Field Record: 874-414-53 (.673)
All-Time SEC NCAA Record: 348[^]-233-19 (.598)
All-Time SEC On-Field Record: 356-233-19 (.604)
SEC Championships: 13
 (1998, 1997, 1990, 1989, 1985, 1969, 1967, 1956, 1951, 1946, 1940, 1939, 1938)
SEC Eastern Division Championships: 5
 (2007, 2004, 2001, 1998, 1997)
SEC Championship Games: 5
National Championships: 6
 (1998, 1967, 1951, 1950, 1940, 1938)
BCS Titles: 1 (1998)

[^] - denotes 11 wins from 2019-20 were vacated by NCAA Committee on Infractions penalty ruling in July 2023

ALL-TIME NCAA WINS (FBS)

Rank	Team	Wins
1.	Michigan	1,000
2.	Ohio State*	964
3.	Alabama*	963
4.	Texas	947
5.	Notre Dame*	946
6.	Oklahoma	943
7.	Penn State	929
8.	Nebraska	917
9.	Georgia	879
10.	USC*	874
11.	Tennessee*	863
12.	LSU*	804

* Teams who have vacated wins

ACADEMIC SUCCESS

3.17 spring term team GPA, a program record for the second straight semester

70 Fall SEC Academic Honor Roll accolades in the **Josh Heupel** era (since fall 2021)

76 student-athletes with a 3.0 or better during spring 2023 semester

3 CSC Academic All-Americans in the **Josh Heupel** era (since fall 2021; Paxton Brooks twice, Matthew Butler)

300-YARD PASSERS, 100-YARD RUSHERS, 100-YARD RECEIVERS

300-YARD PASSING PERFORMANCES

Joe Milton III (2* career, 0 at UT, 0 in 2023)

Yds	Opponent	Date	Score
-----	----------	------	-------

* - denotes produced two at Michigan (2020)

100-YARD RECEIVING PERFORMANCES

Bru McCoy (3 career, 3 at UT, 0 in 2023)

Yds	Opponent	Date	Score
140	at LSU	10/8/22	W, 40-13
111	Missouri	11/12/22	W, 66-24
102	Florida	9/24/22	W, 38-33

Squirrel White (4 career, 2 in 2023)

Yds	Opponent	Date	Score
122	UT Martin	10/22/22	W, 65-24
111	at Alabama	10/21/23	L, 20-34
108	vs. Clemson	12/30/22	W, 31-14
104	South Carolina	9/30/23	W, 41-20

100-YARD RUSHING PERFORMANCES

Dylan Sampson (3 career, 2 in 2023)

Yds	Opponent	Date	Score
139	UTSA	9/23/23	W, 45-14
131	at Vanderbilt	11/26/22	W, 56-0
115	vs. Virginia	9/2/23	W, 49-13

Jabari Small (4 career, 0 in 2023)

Yds	Opponent	Date	Score
180	vs. Purdue	12/30/21	L, 45-48 (OT)
127	at LSU	10/8/22	W, 40-13
117	Bowling Green	9/2/21	W, 38-6
103	Vanderbilt	11/27/21	W, 45-21

Jaylen Wright (8 career, 6 in 2023)

Yds	Opponent	Date	Score
160	at Vanderbilt	11/26/22	W, 56-0
136	Texas A&M	10/14/23	W, 20-13
123	South Carolina	9/30/23	W, 41-20
120	at Kentucky	10/28/23	W, 33-27
118	Austin Peay	9/9/23	W, 30-13
115	Virginia	9/2/23	W, 49-13
113	UConn	11/4/23	W, 59-3
112	Vanderbilt	11/27/21	W, 45-21

GRADUATES

• A total of 17 Volunteers on the 2023 team are college graduates and are wearing the grad patch this season.

Name	Degree	School Earned
Aaron Beasley	Communication Studies	Tennessee (May 2023)
Michael Bittner	Finance	Tennessee (Dec. 2022)
Warren Burrell	Communication Studies	Tennessee (Dec. 2022)
Charles Campbell	Finance	Indiana (Dec. 2022)
John Campbell Jr.	Criminology	Miami (Dec. 2021)
McCallan Castles	Psychology	UC Davis (Dec. 2022)
Dayne Davis	Supply Chain Management	Tennessee (May 2023)
Kamal Hadden	Communication Studies	Tennessee (Aug. 2023)
Gabe Jeudy-Lally	Human & Organizational Development	Vanderbilt (May 2023)
Ollie Lane	Kinesiology	Tennessee (May 2021)
Austin Lewis	Interdisciplinary Studies	ETSU (May 2022)
Jaylen McCollough	Communication Studies	Tennessee (Dec. 2022)
Joe Milton III	American Culture	Michigan (May 2022)
Keenan Pili	Exercise Science	BYU (Dec. 2022)
Hunter Salmon	Nuclear Engineering	Tennessee (May 2023)
Brandon Turnage	Communication Studies	Tennessee (Aug. 2023)
Jacob Warren	Kinesiology	Tennessee (May 2021)
	Agricultural Leadership (Master's)	Tennessee (May 2023)

HEAD COACH JOSH HEUPEL

Third Season • @CoachJoshHeupel



- **2022 Associated Press SEC Coach of the Year**
- **2022, 2018 National Coach of the Year Finalist**
- **53-19 Overall Record In His Sixth Season**
- **25-11 Record at Tennessee, 28-8 Record at UCF**
- **Coached in three national title games and 18 bowl games**
- **Won eight conference championships**
- **One of only four active FBS HC to lead multiple programs to New Year's Six bowl appearances in the CFP era**
- **Ranks top eight among HC in NFL Draft picks developed in the last two drafts combined (10 total)**
- **2000 National Champion QB and Heisman finalist**

Former national champion quarterback **Josh Heupel** took the reins of Tennessee football in 2021 and has guided the proud program to a national resurgence. The 2022 SEC Coach of the Year and two-time National Coach of the Year finalist was officially announced as the Volunteers' 27th head football coach on Jan. 27, 2021, by Vice Chancellor/Director of Athletics Danny White, who he worked alongside at UCF. On Jan. 24, 2023, White announced a contract extension for Heupel through January 2029.

Taking over a program coming off a 3-7 season and the departure of several players prior to his arrival, Heupel instilled a strong culture built on trust, accountability and relationships. He combined those pillars with the nation's top offense and an attacking defense. In two seasons, Heupel's remarkable revival of the Volunteers has seen him produce a 23-10 overall record, seven victories over Top 25 teams at the time of meeting, the program's first New Year's Six berth in the College Football Playoff era and a No. 6 final ranking. Tennessee has surpassed its SEC preseason projected order of finish in both seasons.

The rapid 2022 start ascended the Vols to No. 1 in the initial College Football Playoff rankings released on Nov. 1, giving UT its first top poll position since the 1998 national championship season. Heupel joined College Football Hall of Famers Phillip Fulmer, Bowden Wyatt and General Robert Neyland to lead the Vols to a No. 1 national ranking all-time. Tennessee secured its first 10-win regular season since 2003 with Heupel becoming just the third Vol coach in the last 60 years to achieve that feat in his first or second season (Bill Battle, Fulmer). Heupel led Tennessee to its first Orange Bowl appearance in 25 years as the Vols beat ACC champion Clemson, 31-14, to claim its first Orange Bowl trophy since 1939. The triumph gave Tennessee its first 11-win season in over two decades as Heupel became just the fifth coach in school history to reach that mark.

HEUPEL YEAR-BY-YEAR HEAD COACHING RECORD

Year	Team	Overall	Conf.	Notable
2018	UCF	12-1	9-0 [^]	AAC Champs, Fiesta Bowl, #11 AP, #12 Coaches
2019	UCF	10-3	6-2	Gasparilla Bowl, #24 AP, #24 Coaches
2020	UCF	6-4	5-3	Boca Raton Bowl (<i>COVID-19 shortened season</i>)
2021	Tennessee	7-6	4-4	Music City Bowl, winningest 1st-year coach in P5
2022	Tennessee	11-2	6-2	Orange Bowl champs, #6 AP, #6 Coaches
2023	Tennessee	7-4	3-4	
Overall	6 seasons	53-20 (.726)	33-15	5 Bowl Games, 1 AAC Championship
UCF	3 seasons	28-8	20-5	
Tennessee	3 seasons	25-12 (.676)	13-10	

* - denotes COVID-19 shortened season

[^] - denotes includes The American Championship Game

PROLIFIC OFFENSES UNDER HEUPEL

TOTAL OFFENSE			
Year	YPG	FBS	Conf.
2022 (Tennessee)	525.5	1	1
2021 (Tennessee)	474.9	9	3
2020 (UCF)	568.1	2	1
2019 (UCF)	540.5	2	1
2018 (UCF)	522.7	5	2
2017 (Mizzou)	502.2	8	1
2016 (Mizzou)	500.5	13	1

RUSHING			
Year	YPG	FBS	Conf.
2022 (Tennessee)	199.5	26	6
2021 (Tennessee)	217.8	11	2
2020 (UCF)	210.7	25	3
2019 (UCF)	223.8	19	3
2018 (UCF)	265.2	8	3
2017 (Mizzou)	193.5	36	6
2016 (Mizzou)	205.1	38	8

SCORING OFFENSE			
Year	PPG	FBS	Conf.
2022 (Tennessee)	46.1	1	1
2021 (Tennessee)	39.3	7	2
2020 (UCF)	42.2	8	1
2019 (UCF)	43.4	5	1
2018 (UCF)	43.2	6	2
2017 (Mizzou)	37.5	14	1
2016 (Mizzou)	31.4	48	5

PASSING			
Year	YPG	FBS	Conf.
2022 (Tennessee)	326.1	5	1
2021 (Tennessee)	257.1	40	4
2020 (UCF)	357.4	4	1
2019 (UCF)	316.7	8	1
2018 (UCF)	257.5	37	4
2017 (Mizzou)	308.6	14	2
2016 (Mizzou)	295.4	20	2

THE HEUPEL FILE

PERSONAL INFORMATION

Full Name: Joshua Kenneth Heupel
Born: March 22, 1978 (age 45)
Hometown: Aberdeen, South Dakota
Education: Oklahoma, 2001 (bachelor's in business marketing)
Wife: Dawn
Children: Hannah, Jace

PLAYING HISTORY

1997: Weber State, quarterback
 1998: Snow College, quarterback
 1999-2000: Oklahoma, quarterback

COACHING HISTORY

2003-04: Oklahoma, Graduate Assistant
 2005: Arizona, Tight Ends
 2006-10: Oklahoma, Quarterbacks
 2011-14: Oklahoma, Co-Offensive Coordinator/Quarterbacks
 2015: Utah State, Assistant Head Coach/Offensive Coordinator/Quarterbacks
 2016-17: Missouri, Offensive Coordinator/QBs
 2018-20: UCF, Head Coach
 2021-present: Tennessee, Head Coach

NATIONAL CHAMPIONSHIPS (1)

2000 - Oklahoma (player)

CONFERENCE CHAMPIONSHIPS (8)

2018 AAC - UCF (head coach)
 2012 Big 12 - Oklahoma (co-offensive coordinator/QBs)
 2010 Big 12 - Oklahoma (quarterbacks)
 2008 Big 12 - Oklahoma (quarterbacks)
 2007 Big 12 - Oklahoma (quarterbacks)
 2006 Big 12 - Oklahoma (quarterbacks)
 2004 Big 12 - Oklahoma (graduate assistant)
 2000 Big 12 - Oklahoma (player)

BOWL GAME APPEARANCES AS A COACH (18)

2022 Orange Bowl - Tennessee
 2021 Music City Bowl - Tennessee
 2020 Boca Raton Bowl - UCF
 2019 Gasparilla Bowl - UCF
 2019 Fiesta Bowl - UCF
 2017 Texas Bowl - Missouri
 2015 Famous Idaho Potato Bowl - Utah State
 2014 Russell Athletic Bowl - Oklahoma
 2014 Sugar Bowl - Oklahoma
 2013 Cotton Bowl - Oklahoma
 2011 Insight Bowl - Oklahoma
 2011 Fiesta Bowl - Oklahoma
 2009 Sun Bowl - Oklahoma
 2009 BCS National Championship Game - Oklahoma
 2008 Fiesta Bowl - Oklahoma
 2007 Fiesta Bowl - Oklahoma
 2005 BCS National Championship Game Orange Bowl - Oklahoma
 2004 BCS National Championship Game Sugar Bowl - Oklahoma

BOWL GAME APPEARANCES AS A PLAYER (2)

2001 BCS National Championship Game Orange Bowl - Oklahoma
 1999 Independence Bowl - Oklahoma

HEUPEL ERA HIGHS

TEAM - OFFENSIVE

Rushing Yards - 458 at Missouri, 10/2/21
Rushing Yards per Attempt - 11.7 at Vanderbilt, 11/26/22
Rushing Touchdowns - 6 at Vanderbilt, 11/26/22
Passing Yards - 495 vs. UT Martin, 10/22/22
Passing Yards per Attempt - 17.5 vs. Akron, 9/17/22
Passing Touchdowns - 5 (3x), last vs. UT Martin, 10/22/22
First Downs - 35 at Missouri, 10/2/21
Total Plays - 105 vs. Purdue, 12/30/21
Total Offense - 724 vs. Missouri, 11/12/22
Yards Per Play - 10.0 vs. UConn, 11/4/23
Points Scored - 66 vs. Missouri, 11/12/22

TEAM - DEFENSIVE

Fewest Rushing Yards Allowed - 32 vs. Bowling Green, 9/2/21
Fewest Passing Yards Allowed - 98 vs. Kentucky, 10/29/22
Fewest Total Yards Allowed - 179 vs. Tennessee Tech, 9/18/21
Fewest First Downs Allowed - 10 vs. Tennessee Tech, 9/18/21
Sacks - 7 vs. Austin Peay, 9/9/23
Interceptions - 4 vs. Tennessee Tech, 9/18/21
Forced Fumbles - 2 (3x), last at Georgia, 11/5/22
Fumbles Recovered - 2 at Georgia, 11/5/22
Tackles For Loss - 14 vs. Austin Peay, 9/9/23
Pass Breakups - 8 at Kentucky, 11/6/21
QB Hurries - 16 at Pitt, 9/10/22

INDIVIDUAL - OFFENSIVE

Rushing Yards - 180, Jabari Small vs. Purdue, 12/30/21
Rushing Touchdowns - 3 (2x), last Dylan Sampson vs. Virginia, 9/2/23
Longest Rush - 92, Tiyon Evans at Missouri, 10/2/21
Pass Completions - 28, Joe Milton III at Alabama, 10/21/23
Completion % (min. 20 att.) - 85.0 (17-20), Joe Milton III at Kentucky, 10/28/23
Passing Yards - 385, Hendon Hooker vs. Alabama, 10/15/21
Passing Touchdowns - 5 (2x), last Hendon Hooker vs. Alabama, 10/15/22
Longest Pass - 83, Joe Milton III to Squirrel White vs. UConn, 11/4/23
Receptions - 11, Jalin Hyatt at Pitt, 9/10/22
Receiving Yards - 207, Jalin Hyatt vs. Alabama, 10/15/22
Receiving Touchdowns - 5, Jalin Hyatt vs. Alabama, 10/15/22

INDIVIDUAL - DEFENSIVE

Total Tackles - 20, Jeremy Banks vs. Purdue, 12/30/21
Sacks - 2.5, Byron Young at LSU, 10/8/22
Tackles for Loss - 5.0, Aaron Beasley vs. Austin Peay, 9/9/23

INDIVIDUAL - SPECIAL TEAMS

Longest Kick Return - 96, Velus Jones Jr. vs. S. Alabama, 11/20/21
Longest Punt Return - 73, Dee Williams at Vanderbilt, 11/26/22
Punt Return Touchdowns - 1 (2x), last Dee Williams vs. Texas A&M, 10/14/23
Blocked Kicks - 2 (2x), last at Florida (1 FG, 1 PAT), 9/16/23
Punts Blocked - 1 (4x), last Jourdan Thomas vs. UTSA, 9/23/23
Longest Punt - 71, Jackson Ross at Alabama, 10/21/23

FAST. FUN. REAL.

600
yards of
total offense

Missouri (683) - 10/2/21
Purdue (666) - 12/30/21
Akron (676) - 9/17/22
UT Martin (696) - 10/22/22
Missouri (724) - 11/12/22
UConn (650) - 11/4/23

275
yards
rushing

Bowling Gr. (331) - 9/2/21
Missouri (458) - 10/2/21
Vanderbilt (285) - 11/27/21
Purdue (288) - 12/30/21
at Vanderbilt (362) - 11/26/22
vs. Virginia (287) - 9/2/23
UTSA (303) - 9/23/23
UConn (275) - 11/4/23

375
yards
passing

Purdue (378) - 12/30/21
Akron (438) - 9/17/22
#3 Alabama (385) - 10/15/22
UT Martin (495) - 10/22/22
Missouri (460) - 11/12/22
UConn (375) - 11/4/23

60
point
games

Missouri (62) - 10/2/21
South Ala. (60) - 11/20/21
Akron (63) - 9/17/22
UT Martin (65) - 10/22/22
Missouri (66) - 11/12/22

7
ranked
wins

at #18 Kentucky - 11/6/21
at #17 Pitt - 9/10/22
#20 Florida - 9/24/22
at #25 LSU - 10/8/22
#3 Alabama - 10/15/22
#19 Kentucky - 10/30/22
vs. #7 Clemson - 12/30/22

TEAM SINGLE-SEASON SCHOOL RECORDS UNDER HEUPEL (17)

Points - 599 in 2022
Points Per Game - 46.1 in 2022
Total Offense - 6,832 in 2022
Total Offense Per Game - 525.5 in 2022
Yards Per Play - 7.2 in 2022
Total Touchdowns - 79 in 2022
Offensive Touchdowns - 78 in 2022
Passing Touchdowns - 38 in 2022
Rushing Touchdowns - 40 in 2022

Completion Percentage - 68.7 in 2022
Passing Efficiency - 181.4 in 2022
Passing Yards - 4,239 in 2022
Passing Yards Per Game - 326.1 in 2022
Point After Touchdowns Made - 75 in 2022
Total First Downs - 330 in 2022
Rushing First Downs - 164 in 2021
Fewest Interceptions Thrown - 3 (2x), 2021 & 2022

INDIVIDUAL SINGLE-SEASON SCHOOL RECORDS UNDER HEUPEL (13)

Total Offense Per Game - Hendon Hooker: 324.1 in 2022
Yards Per Play (min. 400 plays) - Hendon Hooker: 8.24 in 2022
Completion Pct. (min. 300 attempts) - Hendon Hooker: 69.6 in 2022
Passing Efficiency - Hendon Hooker: 181.4 in 2021
Consecutive Games Throwing TD Pass - Hendon Hooker: 12 in 2021
Lowest INT Pct. (min. 300 attempts) - Hendon Hooker: 0.61% in 2022
Receiving Yards Per Game - Jalin Hyatt: 105.6 in 2022

Receiving Touchdowns - Jalin Hyatt: 15 in 2022
Consecutive Games with a TD Catch - Cedric Tillman: 7 in 2021
Points By Kicking - Chase McGrath: 118 in 2022
Point After Touchdowns Made - Chase McGrath: 70 in 2022
Point After Touchdowns Attempted - Chase McGrath: 72 in 2022
Percentage PATs Made - Chase McGrath: 100.0 (66 of 66) in 2021

UT SINGLE-GAME RECORDS UNDER HEUPEL (6)

Total Yards - 724 vs. Missouri in 2022
Rushing Yards per Attempt - 11.7 at Vanderbilt in 2022
Total Offense Per Play (min. 20 plays) - Hendon Hooker: 16.1 vs. Akron in 2022
Receiving Touchdowns - Jalin Hyatt: 5 vs. #3 Alabama in 2022
Modern Era Scoring - Jalin Hyatt: 30 points vs. #3 Alabama in 2022
Punting Average - Jackson Ross: 53.2 (5 for 266) at #11/8 Alabama in 2023

INDIVIDUAL CAREER RECORDS UNDER HEUPEL (6)

Total Offense Per Play (min. 900 plays) - Hendon Hooker: 7.90, 2021-22
Completion Pct. (min. 500 attempts) - Hendon Hooker: 68.8, 2021-22
Consecutive Games with a TD Pass - Hendon Hooker: 20, 2021-22
Consecutive Passes without an INT - Hendon Hooker: 261, 2021-22
Lowest Interception Pct. (min. 500 att.) - Hendon Hooker: 0.79, 2021-22
Consecutive Games with a TD Reception - Cedric Tillman: 7 in 2021

ASSISTANT COACHING STAFF (PB = PRESS BOX | S = SIDELINE)



TIGHT ENDS

ALEC ABELN (PB) • 1st season

Served as analyst on UT staff from 2021-22 before being promoted to TE coach in 2023

Served on coaching staffs at three different SEC programs - Missouri, Ole Miss and Tennessee

2023 247Sports 30 Under 30 recipient, recognizing top young coaches

Played at Missouri from 2013-17, including the final two seasons under Josh Heupel



DEFENSIVE COORDINATOR

TIM BANKS (PB) • 3rd season

His unit leads the SEC in tackles for loss per game with 7.53 from 2021-22 (8th in FBS in 2021 with 102, 14th in FBS in 2022 with 93)

In his 17th year of defensive coordinator experience and served as co-DC and safeties coach for five seasons at Penn State (2016-20) prior to Tennessee

2021 Broyles Award nominee and 2022-23 NCMFC Coalition Academy member (1 of 2 from SEC)



OUTSIDE LBs/SPECIAL TEAMS COORDINATOR

MIKE EKELER (S) • 3rd season

In his 18th season in the Power Five and owns three national championship game appearances

UT has ranked either first or second in the SEC in punt return average and led the league in punt return defense in both of Ekeler's seasons (2021-22)

Coached with Heupel at Oklahoma from 2003-04 when both were graduate assistants



OFFENSIVE LINE

GLEN ELARBEE (S) • 3rd season

Returned to the SEC after stops at LSU (2007) and Missouri (2016-17, OL)

In his eighth year alongside Heupel as he was the offensive line coach at UCF from 2018-20

Produced an NFL Draft pick in each of his two seasons at UT, including No. 10 overall pick and top SEC OL drafted in 2023 (Darnell Wright)

2018 Broyles Award semifinalist and 2022 Joe Moore Award semifinalist



DEFENSIVE LINE

RODNEY GARNER (S) • 5th season

Now in his 35th season in the SEC and arguably the top defensive line coach in the nation with seven NFL first round draft picks

Returned to UT after serving as defensive line coach at Georgia from (1998-2012) and at Auburn from 2013-20

Owns six SEC Championships

Coached tight ends (1996-97) and offensive tackles at Tennessee (1997)



OFFENSIVE COORDINATOR/QUARTERBACKS

JOEY HALZLE (PB) • 3rd season (1st OC)

Officially promoted to OC in January 2023 and served in the role during the 2022 Orange Bowl

Served as QB coach for the two most prolific offensive seasons in UT history

Developed 2022 SEC Offensive Player of the Year Hendon Hooker

Worked with Heupel for 12 seasons, including at Oklahoma (2009-11), Utah State (2015), Missouri (2016)



LINEBACKERS

BRIAN JEAN-MARY (S) • 3rd season

In his 24rd season at the collegiate level

Owns three seasons of defensive coordinator experience at USF (2017-19) where they forced 69 turnovers

Also coached linebackers at Michigan (2020), Texas (2014-16), Louisville (2010-13), Georgia Tech (2004-09)

Won four conference championships as a coach and been a part of 19 bowl games

UT COACHING STAFF

BY THE NUMBERS:

- **4** National Championships
- **10** National Title Game Appearances
- **45** Conference Championships
- **242** Seasons Coaching at Collegiate Level

QUICK NOTES:

• Seven of the 10 assistant coaches on the staff have coordinator experience, including four as defensive coordinators (**Tim Banks, Mike Ekeler, Brian Jean-Mary, Willie Martinez**) and three as offensive coordinators (**Glen Elarbee, Joey Halzle, Jerry Mack**). Running Backs Coach **Jerry Mack** also owns head coaching experience as he served as head coach of North Carolina Central for four seasons.

• Two assistants on the staff are serving in their second stint at Tennessee, including **Rodney Garner** and **Willie Martinez**.

• Ten coaches on the staff played in college and two of them won national titles as players, including **Josh Heupel** (Oklahoma) and **Willie Martinez** (Miami).

• UT retained nine of its 10 on-field assistant coaches for the 2023 season and the entire defensive staff for the second straight season. OC Alex Golesh was the 2022 staff departure, and was named head coach at USF.



RUNNING BACKS

JERRY MACK (S) • 3rd season

Memphis native who is in his 20th season at the collegiate level

Three-time HBCU Coach of the Year as the head coach at North Carolina Central (2014-17)

Came to UT after four seasons as the offensive coordinator at Rice (2017-20)

Named to the Coalition of Minority Football Coaches Coalition Academy in April 2021



SECONDARY

WILLIE MARTINEZ (S) • 6th season

Over 30 years of experience and in his second stint at Tennessee after coaching the secondary for four seasons from 2013-16

Has produced five NFL Draft picks at DB in the last three drafts combined, including school-record three at UCF in 2021 and two at UT in 2022

Part of six conference championships as a coach and 23 bowl games




WIDE RECEIVERS

KELSEY POPE (S) • 2nd season

2023 On3 Rising Assistant Coach and 2022 Football Scoop WR Coach of Year
Developed the first Biletnikoff Award winner in UT history as Jalin Hyatt won the honor in 2022

In his two seasons at UT, Vols have produced at least one wide receiver selected in back-to-back NFL Drafts, multiple first-team All-SEC recipients, and they have generated an SEC-best 18 100-yard receiving games

NEYLAND STADIUM | SHIELDS-WATKINS FIELD



CAPACITY: **101,915** | OVERALL ON-FIELD RECORD AT NEYLAND STADIUM: **490-142-17 (.768)** // OVERALL NCAA RECORD AT NEYLAND STADIUM: **484-142-17 (.766)**

STADIUM NOTES

2022: A YEAR TO REMEMBER

Neyland Stadium rose to prominence once again during the 2022 season as Tennessee went 7-0 in its confines, outscoring opponents 387-152. They sold it out for six consecutive games and drew a total of 703,727 fans for an average of 100,532—both of which ranked in the top five nationally. It was the first time since 2007 that UT sold out six or more games.



THE FUTURE

In June 2023, the UT Board of Trustees approved Tennessee Athletics' request to adjust the scope and budget of the ongoing Neyland Stadium renovations project to \$337 million. The project includes new deliverables each football season through the fall of 2026. Future updates feature necessary upgrades to the south side and perimeter of the stadium, including the widening of concourses, construction of expanded gates and entryways and additional restrooms and concessions areas. In the spring of 2023, installation of a very high density (VHD) Wi-Fi network began in the stadium. The technology will be partially available to fans in the fall of 2023 with full stadium-wide connectivity available in 2024.

THE RETURN OF V-O-L-S

During the 2022 season, the iconic V-O-L-S letters returned on the south end of Neyland Stadium. Two sets with an orange background and white lettering were installed as part of stadium upgrades under the leadership of Vice Chancellor/Director of Athletics Danny White. A V-O-L-S history:

Summer 1966

The 8-foot tall backlit VOLS letters—originally with orange lettering and a white background—were installed at the top of the stadium on the south side. From summer 1966 until 1978, they were lit every evening. Beginning in 1978, they were turned off—with the exception of during night football games—as part of an energy conservation program.

Summer 1976

As part of renovations prior to the 1976 season, the design of the letters shifted to white lettering with orange background.

Summer 1999

Neyland Stadium installed its first edition of a videoboard, and the letters are moved to the top of the videoboard. The design of the letters also shifted to orange lettering with white background.

Summer 2009

Due to Neyland Stadium's videoboard being replaced, the letters were removed entirely from the stadium for the first time since the 1965 season.

November 2010

The version of letters that overlooked Neyland Stadium from 1999 to 2009 were auctioned off to Copper Celler Family of Restaurants through United Way of Greater Knoxville's online auction.



“QUOTES”

ABOUT NEYLAND STADIUM

“The big games I played in Neyland Stadium are right up there with the Super Bowl. It is still one of the most electric atmospheres I have ever experienced, and the passion of the fans is what makes the difference.”

- Peyton Manning, Hall of Famer

“To be here in a primetime setting, this is as good as it gets if you are a college football fan. It is wild in here right now. ... Still thinking about Neyland this morning. The brick around the stadium inside the tunnel with the banners, the stadium is massive but has like a ‘friendly confines’ kind of feel where it doesn’t seem as big as it is. Throw in the passion and game ops, it’s just incredible!”

- Kirk Herbstreit, ESPN (Nov. 2022)

“Take anybody that’s never been to a game in Knoxville and let them experience that with neutral glasses on and they will be blown away. The campus, the Vol Navy, when you pull into town, the stadium, the mascot, the uniforms, the crowd, the fight song, all of it. There is no way you can’t be impressed when you go to a game in Knoxville.”

- Cole Cubelic, ESPN/SEC Network analyst

“The noise was a constant, oppressive force. I could literally feel it on my skin. But these fans weren’t just loud on the first drive. Or just on 3rd down. Or just in the fourth quarter. It was every. single. play.”

- Ty Darlington, former Oklahoma offensive lineman (2015)

“Last year when we went to play Tennessee in Neyland Stadium, that was probably the best game experience I’ve had and probably will ever have. That’s a different type of loud. I can’t even describe it. It was unbelievable.”

- Baker Mayfield, former Oklahoma quarterback (2015)

STADIUM QUICK FACTS

ALL-TIME STADIUM WIN PCT.

1. Bryant-Denny Stadium (Alabama)	.841 (297-55-3)
2. Albertsons Stadium (Boise State)	.819 (286-63)
3. Memorial Stadium (Oklahoma)	.817 (423-89-15)
4. Paulson Stadium (Georgia Southern)	.814 (214-49)
5. Edwards Stadium (Marshall)	.808 (181-43)
6. Ohio Stadium (Ohio State)	.800 (475-112-19)
7. Beaver Stadium (Penn State)	.796 (316-81)
8. Jordan-Hare Stadium (Auburn)	.782 (346-94-7)
9. Sanford Stadium (Georgia)	.776 (381-107-9)
10. Kidd Brewer Stadium (Appalachian State)	.769 (272-80-5)
11. Neyland Stadium (Tennessee)	.766 (484-142-17)

LARGEST CFB STADIUMS

1. Michigan Stadium (Michigan)	107,601
2. Beaver Stadium (Penn State)	106,572
3. Ohio Stadium (Ohio State)	102,780
4. Kyle Field (Texas A&M)	102,733
5. Tiger Stadium (LSU)	102,321
6. Neyland Stadium (Tennessee)	101,915
7. Bryant-Denny Stadium (Alabama)	101,821
8. Darrell K. Royal Memorial Stadium (Texas)	100,119
9. Sanford Stadium (Georgia)	92,746
10. Rose Bowl (UCLA)	91,136

THE LAST TIME TENNESSEE...

INDIVIDUAL

Rushed for 100 yards - 113, Jaylen Wright vs. UConn, 11/4/23
Rushed for 200 yards - 246, Eric Gray vs. Vanderbilt, 11/30/19
Rushed for 250 yards - 294, Chuck Webb vs. Mississippi, 11/18/89
QB Rushed for 100 yards - 112, Hendon Hooker vs. Florida, 9/24/22
Passed for 300 yards - 355, Hendon Hooker vs. Missouri, 11/12/22
Passed for 400 yards - 415, Jarrett Guarantano at Missouri, 11/23/19
Passed for 500 yards - 530, Tyler Bray vs. Troy, 11/3/12
Had 100 yards receiving - 111, Squirrel White at Alabama, 10/21/23
Had 150 yards receiving - 207, Jalin Hyatt vs. Alabama, 10/15/22
Had 200 yards receiving - 207, Jalin Hyatt vs. Alabama, 10/15/22
Returned inside kick for TD - 44, Bret Smith at S. Carolina, 10/30/04
Returned opening kickoff for TD - 91, Ty Chandler vs. Indiana State, 9/9/17
Returned conventional kickoff for TD - 96, Velus Jones Jr. vs. South Alabama, 11/20/21
Returned kickoff 100 yards - Evan Berry at South Carolina, 10/29/16
Returned punt for TD - 39, Dee Williams vs. Texas A&M, 10/14/23
Returned a blocked punt for TD - 29, Daniel Bituli vs. South Carolina, 10/26/19
Returned punt at least 75 yards - 82, Marquez Callaway vs. Charlotte, 11/4/18 (TD)
Had a rushing + punt return TD in same game - Alvin Kamara vs. WCU, 9/19/15 (2, 50)
Returned INT for TD - 39 yards, Aaron Beasley vs. UConn, 11/4/23
Returned a fumble for TD - 24 yards, Tyler Baron vs. UConn, 11/4/23 (forced by Gabe Jeudy-Lally)
Returned PAT for a score - 97, Floyd Milev vs. Mississippi, 11/17/90 (blocked kick return)
Rushed for three TDs - 3, Dylan Sampson vs. Virginia, 9/2/23
Rushed for four TDs - 4, John Kelly vs. Georgia Tech, 9/4/17
Threw four TD passes - 5, Hendon Hooker vs. Alabama, 10/15/22
Caught three TD passes - 5, Jalin Hyatt vs. Alabama, 10/15/22
Caught four TD passes - 5, Jalin Hyatt vs. Alabama, 10/15/22
Caught five TD passes - 5, Jalin Hyatt vs. Alabama, 10/15/22
Scored four total touchdowns - 4 (3 rush, 1 rec.), Dylan Sampson vs. Virginia, 9/2/23
Had rushing + receiving TD - Dylan Sampson vs. Virginia, 9/2/23
Had an 80-yard run - 82, Jaylen Wright vs. UConn, 11/4/23
Had a 90-yard run - 92, Tiyon Evans at Missouri, 10/2/21
Had an 80-yard completion - 83, Joe Milton III to Squirrel White vs. UConn, 11/4/23
Had 20+ tackles - 20, Jeremy Banks vs. Purdue, 12/30/21
Recorded three sacks - 4.0, Darrell Taylor vs. Kentucky, 11/10/18
Recorded five tackles for loss - 5.0, Aaron Beasley vs. Austin Peay, 9/9/23
Forced two fumbles - 2, Darrell Taylor at Georgia, 9/29/18
Intercepted two passes - 3, Bryce Thompson vs. UAB, 11/2/19
Intercepted three passes - 3, Bryce Thompson vs. UAB, 11/2/19
Made interception on first play of the game - Tamarion McDonald vs. Ball State, 9/1/22
Made four FGs - 4, Charles Campbell at Kentucky, 10/28/23
Made a 50-yard FG - 51, Chase McGrath at Pitt, 9/10/22

TEAM

Shut out an opponent - 56-0 at Vanderbilt, 11/26/22
Shut out consecutive opponents - at Vanderbilt and vs. Kentucky, 11/23/02 & 11/30/02 (24-0)
Rushed for more than 300 yards - 303 vs. UTSA, 9/23/23 (33 att.)
Rushed for more than 400 yards - 458 at Missouri, 10/2/21 (59 att.)
Passed for more than 300 yards - 375 vs. UConn, 11/4/23 (31 att.)
Passed for more than 400 yards - 460 vs. Missouri, 11/12/22 (38 att.)
Had more than 500 yards total off. - 650 vs. UConn, 11/4/23 (375 pass, 275 rush)
Had more than 600 yards total off. - 650 vs. UConn, 11/4/23 (375 pass, 275 rush)
Had more than 700 yards total off. - 724 vs. Missouri, 11/12/22 (460 pass, 264 rush)
Scored 50 points - 59 vs. UConn, 11/4/23 (Score: 59-3)
Scored 60 points - 66 vs. Missouri, 11/12/22 (Score: 66-24)
Scored 70 points - 70 vs. Louisiana-Monroe, 9/23/00 (Score: 70-3)
Scored 30+ points in a quarter - vs. UT Martin, 10/22/22 (2nd quarter, 31 points)
Scored 35+ points in a quarter - Arkansas, 11/22/00 (1st quarter, 35 points)
Failed to rush for 100 yards - 83 at Missouri, 11/11/23 (23 att.)
Failed to pass for 100 yards - 44 at Alabama 10/21/17 (9-of-16, 1 int.)
Held opponent to fewer than 100 yards rushing - 35 vs. UConn, 11/4/23 (28 att.)
Held opponent to fewer than 100 yards passing - 98 vs. Kentucky, 10/29/22 (16-of-27, 3 int.)
Held opponent to fewer than 100 yards total off. - 83 vs. WKU, 9/5/09 (34 rush, 49 pass)
Held opponent without a TD - vs. UConn, 11/4/23 (Score: Tennessee 59-3)
Failed to get a first down - vs. Auburn, 9/27/58 (Score: Auburn 13-0)
Scored a safety - 2 vs. South Alabama, 11/20/21 (Kurott Garland sack, snap out of endzone)
Scored two safeties - 2 vs. South Alabama, 11/20/21 (Kurott Garland sack, snap out of endzone)
Committed no turnovers - vs. Georgia, 11/18/23
Forced opponent into five turnovers - vs. Chattanooga, 9/14/19
Intercepted four passes - vs. Tennessee Tech, 9/18/21
Intercepted five passes - vs. Western Kentucky, 9/7/13
Forced four fumbles - at Kentucky, 10/28/17
Recovered four fumbles - at Kentucky, 10/28/17
Scored two defensive TDs - 3 vs. UConn, 11/4/23 (Baron fumble ret., McCollough INT ret., Beasley INT ret.)
Scored three defensive TDs - 3 vs. UConn, 11/4/23 (Baron fumble ret., McCollough INT ret., Beasley INT ret.)
Committed no penalties - vs. Austin Peay, 8/31/13
Never had to punt - vs. Florida, 9/24/22 (9 off. possessions in 38-33 win)
Blocked a punt - vs. UTSA, 9/23/23 (Jourdan Thomas)
Returned blocked punt for TD - 29 vs. South Carolina, 10/26/19 (Daniel Bituli)
Blocked a field goal - at Florida, 9/16/23 (Bryson Eason)
Returned blocked FG for TD - 90 vs. South Carolina, 10/28/95 (Tyrone Hines)
Returned punt and kickoff for TD in same game - at Kentucky, 10/31/15 (Evan Berry 100-yard KR; Cameron Sutton 84-yard PR)
Blocked a PAT - at Florida, 9/16/23 (Omari Thomas)
Faked a punt - at Vanderbilt, 12/12/20 (Paxton Brooks completed pass for 31 yards)
Faked punt for 1st down - at Vanderbilt, 12/12/20 (Paxton Brooks completed pass for 31 yards)
Faked a FG - vs. Missouri, 11/22/14 (P. Ashford pass to A. Ellis for touchdown)
Attempted 2-pt conversion - at Florida, 9/16/23 (Joe Milton III rush unsuccessful)
Scored 2-pt conversion - vs. Alabama, 10/15/22 (H. Hooker pass to P. Fant successful)
Attempted outside kick - at Georgia, 11/5/22 (Georgia recovered)
Recovered outside kick - vs. Indiana, 1/2/20 (Eric Gray recovered)
Two players with 100 yards rushing - J. Wright (160) & D. Sampson (131) at Vanderbilt, 11/26/22
Three players with 100 yards rushing - James Stewart (145), Aaron Hayden (115) & Mose Phillips (107) vs. Vanderbilt, 11/30/91
Two players w/ 100 yards passing - H. Hooker (247) & J. Milton III (108) at S. Carolina, 11/19/22
Two players w/ 100 yards receiving - J. Hyatt (146) & B. McCoy (111) vs. Missouri, 11/12/22
Three players w/ 100 yards receiving - J. Palmer (124), J. Jennings (115), M. Callaway (110) at Missouri 11/23/19
Won OT game - at Pitt, 9/10/22 (Score: UT 34-27, OT)
Lost OT game - vs. Purdue, 12/30/21 (Score: Purdue 48-45 OT)
Won game on last play - vs. Alabama, 10/15/22 (UT 52-49, McGrath 40-yard FG Good)
Lost game on last play - vs. Purdue, 12/30/21 (Score: Purdue 48-45: 39-yd FG in OT)
Rallied from down 14 to win - vs. Georgia Tech, 9/4/17 (trailed 28-14 in 4Q & won, 42-41)
Beat ranked opponent - vs. #7/10/11 Clemson, 12/30/22 (Score: Tennessee 31-14)
Beat team ranked in top 15 - vs. #7/10/11 Clemson, 12/30/22 (Score: Tennessee 31-14)
Beat team ranked in top 10 - vs. #7/10/11 Clemson, 12/30/22 (Score: Tennessee 31-14)
Beat team ranked in top 5 - vs. #3/1 Alabama, 10/15/22 (Score: Tennessee 52-49)

THE LAST TIME AN OPPONENT...

INDIVIDUAL

Rushed for 100 yards - 205, Cody Schrader at Missouri, 11/11/23 (35 attempts)
Rushed for 200 yards - 205, Cody Schrader at Missouri, 11/11/23 (35 attempts)
Rushed for 250 yards - 282, Dexter McCluster at Mississippi, 11/14/09 (25 attempts)
QB Rushed for 100 yards - 106, Brady Cook vs. Missouri, 11/12/22 (16 attempts)
Passed for 300 yards - 372, Devin Leary at Kentucky, 10/28/23
Passed for 400 yards - 438, Spencer Rattler at South Carolina, 11/19/22
Passed for 500 yards - 534, Aidan O'Connell vs. Purdue, 12/30/21
Had 100 yards receiving - 116, Cody Schrader at Missouri, 11/11/23
Had 150 yards receiving - 177, Antwane Wells Jr. at South Carolina, 11/19/22
Had 200 yards receiving - 217, Broc Thompson vs. Purdue, 12/30/21
Returned a kickoff for TD - 100, Kris Abrams-Draine at Missouri, 10/2/21
Returned a kickoff 100 yards - 100, Kris Abrams-Draine at Missouri, 10/2/21
Returned a punt for TD - 79, Eddie Jackson vs. Alabama, 10/15/16
Returned a blocked punt for TD - 17, Sean Westgate at UCLA, 9/1/08
Returned an INT for TD - 38, Daylan Carnell at Missouri, 11/11/23
Returned a fumble for TD - 24, Jihaad Campbell at Alabama, 10/21/23
Returned an extra point for score - Quinton Reese, Auburn (SEC Championship), 12/6/97 (yardage not recorded)
Returned a punt at least 75 yards - 79, Eddie Jackson vs. Alabama, 10/15/16 (TD)
Rushed for three TDs - 3, Jahmyr Gibbs vs. Alabama, 10/15/22
Rushed for four TDs - 4, Dexter McCluster at Mississippi, 11/14/09
Rushed for five TDs - 5, TaQuon Marshall vs. Georgia Tech, 9/4/17
Threw four TD passes - 6, Spencer Rattler at South Carolina, 11/19/22
Threw five TD passes - 6, Spencer Rattler at South Carolina, 11/19/22
Threw six TD passes - 6, Spencer Rattler at South Carolina, 11/19/22
Caught three TD passes - 3, Josh Reed at LSU, 9/30/00 (overtime)
Had an 80-yard run - 85, Bo Scarbrough vs. Alabama, 10/15/16
Had an 80-yard completion - 85, Dylan Thompson to Pharoah Cooper at South Carolina (TD), 11/1/14
Recorded three sacks - 5, Alex Brown at Florida, 9/18/99
Intercepted two passes - 2, DeMarkus Acy vs. Missouri, 11/17/18
Made four FGs - 4, Mitchell Fineran vs. Purdue, 12/30/21
Made a 50-yard FG - 50, Will Reichard at Alabama, 10/21/23

TEAM

Shut out Tennessee - 41-0 vs. Georgia, 9/30/17
Shut out Tennessee in consecutive games - at Kentucky and vs. Vanderbilt, 11/19/59 & 11/26/59 (Scores: 20-0, 14-0)
Rushed for more than 300 yards - 433 at Missouri, 11/11/17
Rushed for more than 400 yards - 433 at Missouri, 11/11/17
Rushed for more than 500 yards - 535 vs. Georgia Tech, 9/4/17
Passed for more than 300 yards - 316 vs. Georgia, 11/18/23
Had more than 600 yards total offense - 606 at South Carolina, 11/19/22 (453 pass, 153 rush)
Scored 50 points - 63 at South Carolina, 11/19/22 (Score: South Carolina 63-38)
Scored 60 points - 63 at South Carolina, 11/19/22 (Score: South Carolina 63-38)
Scored 70 points - 70 at Trinity (present-day Duke), 11/4/1893 (Score: Trinity 70-0)
Failed to rush for 100 yards - 35 vs. UConn, 11/4/23 (28 att.)
Failed to pass for 100 yards - 98 vs. Kentucky, 10/29/22 (16-of-27, 3 int.)
Held Tennessee to fewer than 100 yards rushing - 83 at Missouri, 11/11/23 (23 att.)
Held Tennessee to fewer than 100 yards passing - 44 at Alabama 10/21/17 (9-of-16, 1 int.)
Held Tennessee to fewer than 100 yards total offense - 59 vs. Alabama, 10/18/80
Held Tennessee without TD - at Florida, 9/21/19 (Score: Florida, 34-3)
Scored a safety - vs. Florida, 9/22/18 (Tim Jordan tackled in end zone)
Never had to punt - at Kentucky, 11/6/21 (11 off. possessions in 42-45 loss)
Blocked a punt - at Pitt, 9/10/22 (P.J. O'Brien)
Returned a blocked punt for TD - 17 at UCLA, 9/1/08 (Sean Westgate)
Blocked a FG - at Missouri, 11/23/19 (blocked by Jordan Elliot)
Blocked two FGs - at Alabama, 10/24/09 (Terrence Cody blocked both)
Returned punt and kickoff for TD in same game - Auburn, 11/9/13 (Chris Davis 85-yard punt return; Corey Grant 90-yard kickoff return)
Faked a punt - vs. South Carolina (Kai Kroeger pass to Xavier Legette 32 yards, successful)
Faked a punt for first down - vs. South Carolina (Kai Kroeger pass to Xavier Legette 32 yards, successful)
Failed 2-pt conversion - at Missouri, 11/11/23 (Brady Cook failed pass attempt)
Scored 2-pt conversion - vs. Clemson, 12/30/22 (Will Shipley rush)
Attempted an outside kick - vs. Florida, 9/24/22 (UF's Diwon Black recovered)
Recovered a successful outside kick - vs. Florida, 9/24/22 (UF's Diwon Black recovered)
Two players with 100 yards rushing - at Missouri, I. Witter (216), L. Rountree (155), 11/11/17
Three players with 100 yards rushing - Mississippi, P. Hofer (119), J. Reed (115), M. Sweet (103), 11/15/75
Two players with 100 yards passing - Alabama, Jalen Hurts (198) and Tua Tagovailoa (134), 10/21/17
Two players with 100 yards receiving - 155, J. Shorter; 103, R. Pearsall vs. Florida, 9/24/22
Won OT game - vs. Purdue, 12/30/21 (Score: Purdue 48-45 OT)
Lost OT game - at Pitt, 9/10/22 (Score: UT 34-27, OT)
Beat a ranked Tennessee team - vs. Georgia, 11/18/23 (Score: #1 UGA 38, #18 UT 10)
Beat a Tennessee team ranked in the top 15 - at Missouri, 11/11/23 (Score: #14 MIZ 36, #13 UT 7)
Beat a Tennessee team ranked in the top 5 - at South Carolina, 11/19/22 (Score: SC 63, #5/5/5 UT 38)

Shaded - Occurred in 2023

GAME 1

Virginia

#12/10 Tennessee

13
49

Sept. 2, 2023
Nissan Stadium
Nashville, Tenn.
Attendance: 69,507
Time: 11:09 a.m. CT • Duration: 3:32

Tennessee

RUSHING	Att.	Gain	Loss	Net	TD	Long	Avg.
Wright, Jaylen	12	115	0	115	0	21	9.6
Small, Jabari	13	67	0	67	0	13	5.2
Sampson, Dylan	13	52	0	52	3	11	4.0
Milton III, Joe	9	40	7	33	2	17	3.7
Iamaleava, Nico	1	8	0	8	0	8	8.0
Keith, Khalifa	2	8	0	8	0	6	4.0
Seldon, Cameron	2	4	0	4	0	2	2.0

PASSING	Cmp.	Att.	Yds.	TD	Int.	Long	Sacks
Milton III, Joe	21	30	201	2	0	41	1
Iamaleava, Nico	2	3	11	0	0	6	0

RECEIVING	No.	Yds.	TD	Long
Keyton, Ramel	3	66	0	41
White, Squirrel	6	45	0	16
McCoy, Bru	2	21	0	14
Castles, McCallan	1	16	0	16
Small, Jabari	3	13	0	6
Thornton Jr., Dont'e	2	12	0	7
Webb, Kaleb	2	11	0	6
Warren, Jacob	1	11	1	11
Sampson, Dylan	1	9	1	9
Wright, Jaylen	2	8	0	6

PUNTING	No.	Yds.	Avg.	Long	I20	TB	50+
Ross, Jackson	5	179	35.8	50	0	1	1

ALL RETURNS	Punts			Kickoffs			Interceptions		
	No.	Yds.	Lg.	No.	Yds.	Lg.	No.	Yds.	Lg.
Williams, Dee	3	105	55	1	34	34	0	0	0

Virginia

RUSHING	Att.	Gain	Loss	Net	TD	Long	Avg.
Jones, Perris	7	39	0	39	1	17	5.6
Pace, Kobe	7	39	0	39	0	22	5.6
Foston, Amaad	3	18	0	18	0	8	6.0
Colandrea, Anthony	2	17	0	17	0	10	8.5
Griese, Jack	6	15	0	15	0	3	2.5
TEAM	2	0	3	-3	0	0	-1.5
Hollins, Mike	3	1	8	-7	0	1	-2.3
Muskett, Tony	10	11	34	-23	0	8	-2.3

PASSING	Cmp.	Att.	Yds.	TD	Int.	Long	Sacks
Muskett, Tony	9	17	94	0	0	30	4
Colandrea, Anthony	2	7	12	0	0	11	0

RECEIVING	No.	Yds.	TD	Long
Fields, Malachi	4	63	0	30
Washington, Malik	4	29	0	17
Harrison, Suderian	1	11	0	11
Hollins, Mike	1	2	0	2
Foston, Amaad	1	1	0	1

PUNTING	No.	Yds.	Avg.	Long	I20	TB	50+
Sparks, Daniel	9	398	44.2	62	3	0	4

FIELD GOALS	Att.	Made	Long	Kicks
Bettridge, Will	3	2	40	28WR, 30G, 40G

Key: G=Good, WL=Wide Left, WR=Wide Right, S=Short, B=Blocked

ALL RETURNS	Punts			Kickoffs			Interceptions		
	No.	Yds.	Lg.	No.	Yds.	Lg.	No.	Yds.	Lg.
Starling, Demick	0	0	0	1	21	21	0	0	0

Vols Roll Past Virginia in Opener, 49-13

No. 12/10 Tennessee cranked up its high-octane offense and used a stingy defensive effort to roll through Virginia 49-13 at Nissan Stadium in Nashville. A frenzied crowd of 69,507 - the largest to witness a sporting event in Nissan Stadium history - saw UT pick up where it left off in last December's Orange Bowl victory. Quarterback **Joe Milton III** finished the day 21-of-30 through the air with 201 passing yards and a pair of passing and rushing touchdowns. Junior running back **Jaylen Wright** led the team with 115 yards rushing. Tennessee's defense put the clamps on the Hoos, holding them to just 95 yards rushing and 106 through the air. Edge rushers **Tyler Baron** and **James Pearce Jr.** notched a pair of sacks, while linebacker **Elijah Herring** led UT with five total tackles. The Vols marched down the field on its opening drive of the season, going 62 yards on eight plays in 2:47. The drive culminated with a Milton nine-yard touchdown pass to running back **Dylan Sampson** on fourth down. The score was the first of four for Sampson, who racked up 52 yards on the ground and nine through the air. Sampson's four total touchdowns against UVA were the most by a Tennessee running back since John Kelly Jr. found the endzone four times versus Georgia Tech in the 2017 season opener. The Vols improved to 6-2 all-time in Nissan Stadium games.

	1st	2nd	3rd	4th		Final
Virginia	0	3	7	3	-	13
Tennessee	7	14	14	14	-	49

1st	12:05	UT	Sampson, Dylan 9 yd pass from Milton III, Joe (Campbell, Charles kick)
2nd	04:41	UT	Sampson, Dylan 3 yd run (Campbell, Charles kick)
	01:42	UVA	Bettridge, Will 30 yd field goal
	00:06	UT	Milton III, Joe 1 yd run (Campbell, Charles kick)
3rd	10:52	UT	Milton III, Joe 1 yd run (Campbell, Charles kick)
	07:23	UT	Sampson, Dylan 2 yd run (Campbell, Charles kick)
	03:05	UVA	Jones, Perris 17 yd run (Bettridge, Will kick)
4th	13:36	UT	Warren, Jacob 11 yd pass from Milton III, Joe (Campbell, Charles kick)
	11:06	UT	Sampson, Dylan 3 yd run (Campbell, Charles kick)
	00:39	UVA	Bettridge, Will 40 yd field goal

Team Stats

	UVA	UT
FIRST DOWNS	12	29
Rushing	6	18
Passing	5	11
Penalty	1	0
NET YARDS RUSHING	95	287
Rushing Attempts	40	52
Average Per Rush	2.4	5.5
Rushing Touchdowns	1	5
Rushing Yards Gained	140	294
Rushing Yards Lost	45	7
NET YARDS PASSING	106	212
Completions-Attempts-Interceptions	11-24-0	23-33-0
Average Per Attempt	4.4	6.4
Average Per Completion	9.6	9.2
Passing Touchdowns	0	2
TOTAL OFFENSE YARDS	201	499
Total Offensive Plays	64	85
Average Gain Per Play	3.1	5.9
Fumbles: Number-Lost	0-0	1-1
Penalties: Number-Yards	2-10	4-35
PUNTS-YARDS	9-398	5-179
Average Yards Per Punt	44.2	35.8
Net Yards Per Punt	32.6	31.8
Inside 20	3	0
50+ Yards	4	1
Touchbacks	0	1
Fair Catch	4	2
KICKOFFS-YARDS	4-256	8-489
Average Yards Per Kickoff	64.0	61.1
Net Yards Per Kickoff	36.8	38.0
Touchbacks	3	4
Fair Catch Yards	0	2
Punt returns: Number-Yards-TD	0-0-0	3-105-0
Average Per Return	0.0	35.0
Kickoff returns: Number-Yards-TD	1-21-0	1-34-0
Average Per Return	21.0	34.0
Interceptions: Number-Yards-TD	0-0-0	0-0-0
Fumble Returns: Number-Yards-TD	0-0-0	0-0-0
Miscellaneous Yards	0	0
Possession Time	32:54	27:06
Third-Down Conversions	5 of 18	5 of 13
Fourth-Down Conversions	0 of 1	2 of 3
Red-Zone Scores-Chances	2-3	6-6
Touchdowns	1-3	6-6
Field goals	1-3	0-6
Sacks By: Number-Yards	1-7	4-22
PAT Kicks	1-1	7-7
2Pts Conversions	0-0	0-0
Field Goals	2-3	0-0
Points off turnovers	0	0

GAME 2

Austin Peay #9/9 Tennessee

Sept. 9, 2023
Neyland Stadium
Knoxville, Tenn.
Attendance: 101,915
Time: 5:30 p.m. ET • Duration: 3:33

Tennessee

RUSHING	Att.	Gain	Loss	Net	TD	Long	Avg.
Wright, Jaylen	13	124	6	118	0	31	9.1
Small, Jabari	13	97	2	95	0	38	7.3
Sampson, Dylan	3	8	0	8	0	3	2.7
Milton III, Joe	3	14	7	7	1	8	2.3

PASSING	Cmp.	Att.	Yds.	TD	Int.	Long	Sacks
Milton III, Joe	21	33	228	2	0	43	1

RECEIVING	No.	Yds.	TD	Long
Keyton, Ramel	5	52	1	17
McCoy, Bru	5	51	0	20
Castles, McCallan	1	43	1	43
White, Squirrel	4	30	0	20
Wright, Jaylen	3	18	0	11
Small, Jabari	1	14	0	14
Warren, Jacob	1	11	0	11
Sampson, Dylan	1	9	0	9

PUNTING	No.	Yds.	Avg.	Long	I20	TB	50+
Ross, Jackson	4	172	43.0	49	2	0	0

FIELD GOALS	Att.	Made	Long	Kicks
Campbell, Charles	3	3	37	28G, 37G, 22G

Key: G=Good, WL=Wide Left, WR=Wide Right, S=Short, B=Blocked

ALL RETURNS	Punts			Kickoffs			Interceptions		
	No.	Yds.	Lg.	No.	Yds.	Lg.	No.	Yds.	Lg.
Williams, Dee	2	18	13	2	41	33	0	0	0
Hadden, Kamal	0	0	0	0	0	0	1	0	0

Austin Peay

RUSHING	Att.	Gain	Loss	Net	TD	Long	Avg.
DiLiello, Mike	21	94	58	36	0	45	1.7
Evans Jr., CJ	7	22	1	21	0	7	3.0
Jackson, Jevon	5	18	0	18	0	7	3.6
Thomas, Kam	1	4	0	4	0	4	4.0

PASSING	Cmp.	Att.	Yds.	TD	Int.	Long	Sacks
DiLiello, Mike	29	39	260	1	1	52	7
Goodman, Trey	0	2	0	0	0	0	0

RECEIVING	No.	Yds.	TD	Long
Goodman, Trey	3	70	1	52
Shackelford, Tre	7	58	0	26
Evans Jr., CJ	3	31	0	22
Thomas, Kam	3	31	0	18
Singleton, MJ	5	30	0	15
Barnes, Jaden	3	28	0	16
Hawkins, Brenen	2	14	0	9
Goco, Jordan	1	1	0	1
Odom, Kenny	2	-3	0	0

PUNTING	No.	Yds.	Avg.	Long	I20	TB	50+
Stephens, Riley	4	161	40.2	47	0	0	0

FIELD GOALS	Att.	Made	Long	Kicks
Trujillo, Maddux	2	2	45	45G, 34G

Key: G=Good, WL=Wide Left, WR=Wide Right, S=Short, B=Blocked

ALL RETURNS	Punts			Kickoffs			Interceptions		
	No.	Yds.	Lg.	No.	Yds.	Lg.	No.	Yds.	Lg.
Thomas, Kam	1	-1	0	0	0	0	0	0	0

Vols Take Home Opener, 30-13

Defensive dominance was key in Tennessee's 2023 home opener as the Vols piled up a **Josh Heupel**-era high seven sacks and 14 tackles for loss on the way to a 30-13 victory over a scrappy Austin Peay squad. Linebacker **Aaron Beasley** was all over the field, tallying nine tackles, two sacks and a career-high five TFLs, which were the most by a Vol in a single game since 2004. **Kamal Hadden** and **Warren Burrell** recorded takeaways with an interception and fumble recovery, respectively. After trailing early, the Vols scored 20 unanswered points en route to Heupel's 20th victory at the helm of the program. Quarterback **Joe Milton III** had 11 consecutive completions in the second quarter and ultimately found **Ramel Keyton** (five yards) and **McCallan Castles** (43 yards) for a pair of TD tosses in the second half to go along with his 7-yard rushing score just before halftime. The contest, which featured UT's seventh straight packed house at Neyland Stadium, was delayed 28 minutes due to lightning in the area. The Vols donned "Artful Dodger" Smokey Grey uniforms as a tribute to Condredge Holloway, who 51 years to the day, became the first Black quarterback to start in the SEC.

	1st	2nd	3rd	4th	Final
Austin Peay	3	3	0	7	- 13
Tennessee	3	10	10	7	- 30

1st	11:06	AP	Trujillo, Maddux 45 yd field goal
	05:51	UT	Campbell, Charles 28 yd field goal
2nd	08:15	AP	Trujillo, Maddux 34 yd field goal
	04:55	UT	Campbell, Charles 37 yd field goal
	00:15	UT	Milton III, Joe 6 yd run (Campbell, Charles kick)
3rd	13:30	UT	Keyton, Ramel 5 yd pass from Milton III, Joe (Campbell, Charles kick)
	06:33	UT	Campbell, Charles 22 yd field goal
4th	09:01	AP	Goodman, Trey 52 yd pass from DiLiello, Mike (Trujillo, Maddux kick)
	08:03	UT	Castles, McCallan 43 yd pass from Milton III, Joe (Campbell, Charles kick)

Team Stats

	AP	UT
FIRST DOWNS	19	17
Rushing	7	9
Passing	8	7
Penalty	4	1
NET YARDS RUSHING	79	228
Rushing Attempts	34	32
Average Per Rush	2.3	7.1
Rushing Touchdowns	0	1
Rushing Yards Gained	138	243
Rushing Yards Lost	59	15
NET YARDS PASSING	260	228
Completions-Attempts-Interceptions	29-41-1	21-33-0
Average Per Attempt	6.3	6.9
Average Per Completion	9.0	10.9
Passing Touchdowns	1	2
TOTAL OFFENSE YARDS	339	456
Total Offensive Plays	75	65
Average Gain Per Play	4.5	7.0
Fumbles: Number-Lost	1-1	1-1
Penalties: Number-Yards	9-75	10-88
PUNTS-YARDS	4-161	4-172
Average Yards Per Punt	40.2	43.0
Net Yards Per Punt	35.8	43.2
Inside 20	0	2
50+ Yards	0	0
Touchbacks	0	0
Fair Catch	0	2
KICKOFFS-YARDS	4-251	6-387
Average Yards Per Kickoff	62.8	64.5
Net Yards Per Kickoff	40.0	38.3
Touchbacks	2	5
Fair Catch Yards	0	0
Punt returns: Number-Yards-TD	1-(-1)-0	2-18-0
Average Per Return	-1.0	9.0
Kickoff returns: Number-Yards-TD	0-0-0	2-41-0
Average Per Return	0.0	20.5
Interceptions: Number-Yards-TD	0-0-0	1-0-0
Fumble Returns: Number-Yards-TD	0-0-0	0-0-0
Miscellaneous Yards	0	0
Possession Time	39:16	20:44
Third-Down Conversions	5 of 18	3 of 12
Fourth-Down Conversions	2 of 5	0 of 1
Red-Zone Scores-Chances	2-3	4-5
Touchdowns	0-3	1-5
Field goals	2-3	3-5
Sacks By: Number-Yards	1-7	7-48
PAT Kicks	1-1	3-3
2Pts Conversions	0-0	0-0
Field Goals	2-2	3-3
Points off turnovers	0	3

GAME 3

#11/9 Tennessee
Florida16
29

Sept. 16, 2023
Ben Hill Griffin Stadium
Gainesville, Fla.
Attendance: 90,751
Time: 7:08 p.m. ET • Duration: 3:28

Tennessee

RUSHING	Att.	Gain	Loss	Net	TD	Long	Avg.
Wright, Jaylen	16	66	3	63	0	12	3.9
Small, Jabari	7	35	0	35	0	12	5.0
Milton III, Joe	5	18	12	6	0	12	1.2
McCoy, Bru	1	2	0	2	0	2	2.0
TEAM	1	0	6	-6	0	0	-6.0

PASSING	Cmp.	Att.	Yds.	TD	Int.	Long	Sacks
Milton III, Joe	20	34	287	2	1	55	1

RECEIVING	No.	Yds.	TD	Long
McCoy, Bru	5	94	1	55
White, Squirrel	3	68	0	41
Thornton Jr., Dont'e	3	53	0	43
Keyton, Ramel	3	39	1	14
Wright, Jaylen	4	21	0	11
Castles, McCallan	1	11	0	11
Small, Jabari	1	1	0	1

PUNTING	No.	Yds.	Avg.	Long	I20	TB	50+
Ross, Jackson	3	120	40.0	41	2	0	0

FIELD GOALS	Att.	Made	Long	Kicks
Campbell, Charles	1	1	42	42G

Key: G=Good, WL=Wide Left, WR=Wide Right, S=Short, B=Blocked

Florida

RUSHING	Att.	Gain	Loss	Net	TD	Long	Avg.
Etienne, Trevor	23	181	9	172	1	62	7.5
Johnson Jr., Montrell	12	26	3	23	1	5	1.9
Webb, Treyaun	2	1	1	0	0	1	0.0
Mertz, Graham	4	7	10	-3	1	6	-0.8
TEAM	2	0	9	-9	0	0	-4.5

PASSING	Cmp.	Att.	Yds.	TD	Int.	Long	Sacks
Mertz, Graham	19	24	166	1	0	18	1

RECEIVING	No.	Yds.	TD	Long
Wilson III, Eugene	6	44	0	12
Pearsall, Ricky	6	43	0	9
Douglas, Caleb	2	20	0	12
Johnson Jr., Montrell	1	18	1	18
Jackson, Kahleil	1	18	0	18
Odum, Jonathan	2	18	0	12
Boardingham, Arlis	1	5	0	5

PUNTING	No.	Yds.	Avg.	Long	I20	TB	50+
Crawshaw, Jeremy	3	107	35.7	46	0	0	0

FIELD GOALS	Att.	Made	Long	Kicks
Mihalek, Adam	1	0	n/a	46B
Smack, Trey	1	1	27	27G

Key: G=Good, WL=Wide Left, WR=Wide Right, S=Short, B=Blocked

ALL RETURNS	Punts			Kickoffs			Interceptions		
	No.	Yds.	Lg.	No.	Yds.	Lg.	No.	Yds.	Lg.
Pearsall, Ricky	1	6	6	0	0	0	0	0	0
Moore, Devin	0	0	0	0	0	0	1	39	39

Vols Fall In SEC Opener At Florida, 29-16

A grinding Florida offense controlled the ball and wore down the clock as the No. 11/9 Volunteers fell to the Gators, 29-16, at Ben Hill Griffin Stadium for UT's first loss of the season. Florida held a 37:34 to 22:17 edge in time of possession as it shortened the game and kept Tennessee's offense from finding its rhythm. Quarterback **Joe Milton III** had his most passing yards (287) in a Tennessee uniform and threw a pair of touchdown passes in the defeat, but had his streak of pass attempts without an interception snapped at 248 (32 at Michigan, 216 at Tennessee). His 216 passes at UT without a pick ranked as the ninth-longest streak in SEC history. The Vols' offense came out firing on all cylinders with a first-quarter scoring drive, going 71 yards on six plays in 2:01 that was capped by **Ramel Keyton's** 11-yard touchdown grab, but Florida closed the half scoring 26 unanswered to put the game out of reach. UT trimmed the Gator lead to 13 points after **Bru McCoy** hauled in a 55-yard touchdown in the fourth quarter, but was unable to narrow the margin any further. Linebacker **Aaron Beasley** was Tennessee's leading tackler with eight total stops, while edge rusher **James Pearce Jr.** tallied a pair of tackles for loss. The contest was the final one as SEC East division rivals.

	1st	2nd	3rd	4th	Final
Tennessee	7	0	3	6	- 16
Florida	6	20	0	3	- 29

1st	05:33	UT	Keyton, Ramel 11 yd pass from Milton III, Joe (Campbell, Charles kick)
	04:10	UF	Etienne, Trevor 62 yd run
2nd	09:28	UF	Johnson Jr., Montrell 4 yd run
	07:20	UF	Mertz, Graham 1 yd run (Smack, Trey kick)
	02:22	UF	Johnson Jr., Montrell 18 yd pass from Mertz, Graham (Smack, Trey kick)
3rd	09:31	UT	Campbell, Charles 42 yd field goal
4th	09:55	UF	Smack, Trey 27 yd field goal
	08:41	UT	McCoy, Bru 55 yd pass from Milton III, Joe

Team Stats

	UT	UF
FIRST DOWNS	17	22
Rushing	6	8
Passing	11	11
Penalty	0	3
NET YARDS RUSHING	100	183
Rushing Attempts	30	43
Average Per Rush	3.3	4.3
Rushing Touchdowns	0	3
Rushing Yards Gained	121	215
Rushing Yards Lost	21	32
NET YARDS PASSING	287	166
Completions-Attempts-Interceptions	20-34-1	19-24-0
Average Per Attempt	8.4	6.9
Average Per Completion	14.4	8.7
Passing Touchdowns	2	1
TOTAL OFFENSE YARDS	387	349
Total Offensive Plays	64	67
Average Gain Per Play	6.0	5.2
Fumbles: Number-Lost	2-0	1-0
Penalties: Number-Yards	10-79	5-30
PUNTS-YARDS	3-120	3-107
Average Yards Per Punt	40.0	35.7
Net Yards Per Punt	38.0	35.7
Inside 20	2	0
50+ Yards	0	0
Touchbacks	0	0
Fair Catch	2	0
KICKOFFS-YARDS	4-260	6-390
Average Yards Per Kickoff	65.0	65.0
Net Yards Per Kickoff	40.0	40.0
Touchbacks	4	6
Fair Catch Yards	0	0
Punt returns: Number-Yards-TD	0-0-0	1-6-0
Average Per Return	0.0	6.0
Kickoff returns: Number-Yards-TD	0-0-0	0-0-0
Average Per Return	0.0	0.0
Interceptions: Number-Yards-TD	0-0-0	1-39-0
Fumble Returns: Number-Yards-TD	0-0-0	0-0-0
Miscellaneous Yards	0	0
Possession Time	22:32	37:28
Third-Down Conversions	8 of 15	7 of 14
Fourth-Down Conversions	0 of 3	0 of 1
Red-Zone Scores-Chances	1-2	4-4
Touchdowns	1-2	3-4
Field goals	0-2	1-4
Sacks By: Number-Yards	1-7	1-8
PAT Kicks	1-1	2-3
2Pts Conversions	0-1	0-1
Field Goals	1-1	1-2
Points off turnovers	0	7

GAME 4

UTSA

#23/20 Tennessee

14

45

Sept. 23, 2023
Neyland Stadium
Knoxville, Tenn.
Attendance: 101,915
Time: 4:01 p.m. ET • Duration: 3:22

Tennessee

RUSHING	Att.	Gain	Loss	Net	TD	Long	Avg.
Sampson, Dylan	11	139	0	139	2	44	12.6
Milton III, Joe	5	94	5	89	1	81	17.8
Small, Jabari	9	61	0	61	1	40	6.8
Wright, Jaylen	4	16	0	16	0	4	4.0
Keith, Khalifa	2	2	1	1	0	2	0.5
Seldon, Cameron	1	1	0	1	0	1	1.0
Iamaleava, Nico	1	0	4	-4	0	0	-4.0

PASSING	Cmp.	Att.	Yds.	TD	Int.	Long	Sacks
Milton III, Joe	18	31	209	2	0	48	1
Iamaleava, Nico	0	2	0	0	0	0	1

RECEIVING	No.	Yds.	TD	Long
Keyton, Ramel	1	48	1	48
McCoy, Bru	3	30	0	13
White, Squirrel	4	29	0	11
Thornton Jr., Dont'e	2	24	0	15
Webb, Kaleb	2	22	1	18
Sampson, Dylan	1	20	0	20
Castles, McCallan	2	19	0	14
Wright, Jaylen	1	11	0	11
Warren, Jacob	2	6	0	7

PUNTING	No.	Yds.	Avg.	Long	I20	TB	50+
Ross, Jackson	6	266	44.3	52	3	1	2

FIELD GOALS	Att.	Made	Long	Kicks
Campbell, Charles	2	1	29	52WL, 29G

Key: G=Good, WL=Wide Left, WR=Wide Right, S=Short, B=Blocked

ALL RETURNS	Punts			Kickoffs			Interceptions		
	No.	Yds.	Lg.	No.	Yds.	Lg.	No.	Yds.	Lg.
Williams, Dee	1	4	4	2	34	19	0	0	0
Seldon, Cameron	1	-3	0	0	0	0	0	0	0
Burrell, Warren	0	0	0	0	0	0	1	13	13
McDonald, Tamarion	0	0	0	0	0	0	1	0	0

UTSA

RUSHING	Att.	Gain	Loss	Net	TD	Long	Avg.
Barnes, Kevorian	13	42	2	40	0	10	3.1
Henry, Robert	9	39	0	39	0	14	4.3
Griffin, Rocko	6	14	0	14	0	4	2.3
McCoy, Willie	1	8	0	8	0	8	8.0
Cardenas, Oscar	1	3	0	3	0	3	3.0
McCown, Owen	6	16	14	2	0	7	0.3
TEAM	1	0	2	-2	0	0	-2.0
Marburger, Eddie Lee	2	0	7	-7	0	0	-3.5
Cephus, Joshua	1	0	9	-9	0	0	-9.0

PASSING	Cmp.	Att.	Yds.	TD	Int.	Long	Sacks
McCown, Owen	18	20	170	2	1	43	2
Marburger, Eddie Lee	12	21	61	0	1	13	1
Cephus, Joshua	0	0	0	0	0	0	1

RECEIVING	No.	Yds.	TD	Long
Cephus, Joshua	7	58	1	21
Ogle-Kellogg, Tykee	2	46	1	43
McCuin, Devin	4	35	0	19
Cardenas, Oscar	4	31	0	13
Henry, Robert	3	20	0	14
McCoy, Willie	2	18	0	10
Barnes, Kevorian	4	13	0	9
Griffin, Rocko	3	10	0	7
Amador II, David	1	0	0	0

PUNTING	No.	Yds.	Avg.	Long	I20	TB	50+
Dean, Lucas	6	232	38.7	45	0	0	0
TEAM	1	18	18	18	0	0	0

Vols Strike Early, Race Past Roadrunners 45-14

No. 23/20 Tennessee rolled up a season-high 512 total yards, outgaining UTSA 359-98 in the first half, to race past the Roadrunners, 45-14, in front of a sellout crowd of 101,915 at Neyland Stadium. The Vols hit pay-dirt on four of their first five possessions during the first 30 minutes to take a 31-0 lead at intermission over UTSA. As the second half wore on, UT's reserves saw significant playing time and closed out the win. Running back **Dylan Sampson** paced Tennessee's rushing attack, racking up a career-high 139 yards and scoring a pair of touchdowns on 11 carries. The sophomore helped the Vols rush for a season-best 303 yards on the day, including 89 from **Joe Milton III** who opened the game with an 81-yard rushing score — the longest run by a quarterback in program history. Milton logged 298 yards of total offense in the win and fired multiple touchdown passes for the fifth-consecutive outing. Tennessee averaged 9.18 yards per carry, representing the second-highest clip in the Heupel era. Linebacker **Aaron Beasley** led all Vols for the game with nine tackles, and linebacker **Elijah Herring** recorded a career-high eight stops, a tackle for a loss and a hurry, while defensive back **Tamarion McDonald** was in on seven tackles and finished with two tackles for loss, a sack and an interception. Cornerback **Warren Burrell** added a pick, and defensive end **Tyler Baron** had three hurries and a sack to aid the cause. Defensive back **Jourdan Thomas** blocked a punt in the first quarter.

	1st	2nd	3rd	4th	Final
UTSA	0	0	14	0	- 14
Tennessee	14	17	0	14	- 45

1st	14:40	UT	Milton III, Joe 81 yd run (Campbell, Charles kick)
	10:03	UT	Sampson, Dylan 10 yd run (Campbell, Charles kick)
2nd	14:23	UT	Webb, Kaleb 18 yd pass from Milton III, Joe (Campbell, Charles kick)
	11:10	UT	Keyton, Ramel 48 yd pass from Milton III, Joe (Campbell, Charles kick)
	03:21	UT	Campbell, Charles 29 yd field goal
3rd	07:32	UTSA	Cephus, Joshua 3 yd pass from McCown, Owen (Allen, Chase kick)
	05:16	UTSA	Ogle-Kellogg, Tykee 43 yd pass from McCown, Owen (Allen, Chase kick)
4th	12:42	UT	Small, Jabari 1 yd run (Campbell, Charles kick)
	10:17	UT	Sampson, Dylan 41 yd run (Campbell, Charles kick)

Team Stats

	UTSA	UT
FIRST DOWNS	16	21
Rushing	5	8
Passing	11	12
Penalty	0	1
NET YARDS RUSHING	88	303
Rushing Attempts	40	33
Average Per Rush	2.2	9.2
Rushing Touchdowns	0	4
Rushing Yards Gained	122	313
Rushing Yards Lost	34	10
NET YARDS PASSING	231	209
Completions-Attempts-Interceptions	30-41-2	18-33-0
Average Per Attempt	5.6	6.3
Average Per Completion	7.7	11.6
Passing Touchdowns	2	2
TOTAL OFFENSE YARDS	319	512
Total Offensive Plays	81	66
Average Gain Per Play	3.9	7.8
Fumbles: Number-Lost	1-1	2-1
Penalties: Number-Yards	5-40	5-40
PUNTS-YARDS	7-250	6-266
Average Yards Per Punt	35.7	44.3
Net Yards Per Punt	35.6	41.0
Inside 20	0	3
50+ Yards	0	2
Touchbacks	0	1
Fair Catch	2	3
KICKOFFS-YARDS	3-190	8-520
Average Yards Per Kickoff	63.3	65.0
Net Yards Per Kickoff	43.7	40.0
Touchbacks	1	8
Fair Catch Yards	0	0
Punt returns: Number-Yards-TD	0-0-0	2-1-0
Average Per Return	0.0	0.5
Kickoff returns: Number-Yards-TD	0-0-0	2-34-0
Average Per Return	0.0	17.0
Interceptions: Number-Yards-TD	0-0-0	2-13-0
Fumble Returns: Number-Yards-TD	0-0-0	0-0-0
Miscellaneous Yards	0	0
Possession Time	37:12	22:48
Third-Down Conversions	8 of 19	6 of 15
Fourth-Down Conversions	1 of 3	0 of 0
Red-Zone Scores-Chances	1-2	4-4
Touchdowns	1-2	3-4
Field goals	0-2	1-4
Sacks By: Number-Yards	2-9	4-26
PAT Kicks	2-2	6-6
2Pts Conversions	0-0	0-0
Field Goals	0-0	1-2
Points off turnovers	0	3



GAME 5

South Carolina 20
#21/19 Tennessee 41

Sept. 30, 2023
Neyland Stadium
Knoxville, Tenn.
Attendance: 101,915
Time: 7:39 p.m. ET • Duration: 3:27

Tennessee

RUSHING	Att.	Gain	Loss	Net	TD	Long	Avg.
Wright, Jaylen	16	123	0	123	1	42	7.7
Small, Jabari	11	59	0	59	1	21	5.4
Sampson, Dylan	9	49	0	49	1	12	5.4
White, Squirrel	1	5	0	5	0	5	5.0
Milton III, Joe	2	10	6	4	0	10	2.0
TEAM	1	0	2	-2	0	0	-2.0

PASSING	Cmp.	Att.	Yds.	TD	Int.	Long	Sacks
Milton III, Joe	21	32	239	1	2	50	1

RECEIVING	No.	Yds.	TD	Long
White, Squirrel	9	104	0	50
Sampson, Dylan	2	42	0	37
Warren, Jacob	3	26	1	10
Keyton, Ramel	2	25	0	19
McCoy, Bru	2	21	0	17
Castles, McCallan	2	11	0	11
Nimrod, Chas	1	10	0	10

PUNTING	No.	Yds.	Avg.	Long	I20	TB	50+
Ross, Jackson	3	147	49	54	1	1	2

FIELD GOALS	Att.	Made	Long	Kicks
Campbell, Charles	2	2	33	24G, 33G

Key: G=Good, WL=Wide Left, WR=Wide Right, S=Short, B=Blocked

ALL RETURNS	Punts			Kickoffs			Interceptions		
	No.	Yds.	Lg.	No.	Yds.	Lg.	No.	Yds.	Lg.
Williams, Dee	3	24	16	0	0	0	0	0	0
Seldon, Cameron	0	0	0	1	21	21	0	0	0
Hadden, Kamal	0	0	0	0	0	0	1	28	28

South Carolina

RUSHING	Att.	Gain	Loss	Net	TD	Long	Avg.
Anderson, Mario	10	101	0	101	1	75	10.1
Rattler, Spencer	11	46	27	19	1	17	1.7
Legette, Xavier	1	7	0	7	0	7	7.0
McDowell, Juju	3	5	1	4	0	3	1.3
Joyner, Dakereon	2	1	0	1	0	1	0.5

PASSING	Cmp.	Att.	Yds.	TD	Int.	Long	Sacks
Rattler, Spencer	24	35	169	0	1	44	6
Kroeger, Kai	1	1	32	0	0	32	0

RECEIVING	No.	Yds.	TD	Long
Knox, Trey	7	51	0	20
Legette, Xavier	5	50	0	32
Brown, Ahmarean	2	47	0	44
Blake, O'Mega	2	20	0	13
Simon, Joshua	2	11	0	6
Anderson, Mario	2	8	0	6
Russell, Tyshawn	1	7	0	7
Joyner, Dakereon	2	4	0	8
Doty, Luke	2	3	0	3

PUNTING	No.	Yds.	Avg.	Long	I20	TB	50+
Kroeger, Kai	5	229	45.8	48	2	0	0

FIELD GOALS	Att.	Made	Long	Kicks
Jeter, Mitch	2	2	47	36G, 47G

Key: G=Good, WL=Wide Left, WR=Wide Right, S=Short, B=Blocked

ALL RETURNS	Punts			Kickoffs			Interceptions		
	No.	Yds.	Lg.	No.	Yds.	Lg.	No.	Yds.	Lg.
Legette, Xavier	0	0	0	1	20	20	0	0	0
Smith, DQ	0	0	0	0	0	0	1	16	16
Kilgore, Jalon	0	0	0	0	0	0	1	0	0

Run Game, Defense Lead UT Past Gamecocks

The Tennessee defense kept South Carolina in check, and junior **Jaylen Wright** rushed for 123 yards and was one of three backs with touchdown runs as the No. 21/19 Volunteers earned a 41-20 league victory over the Gamecocks in the SEC home opener. UT donned its Nike "Dark Mode" uniforms with black helmets, black jerseys and black pants in front of a capacity crowd on Champions Weekend, when the 1998 SEC and BCS National Championship team was honored. Wright paced the SEC's leading rushing attack, grinding out 123 yards on 16 carries, including a 42-yard run for the game's first score that capped a nine-play, 94-yard drive. Joining him with scoring runs were **Jabari Small** and **Dylan Sampson**, as they enabled the Big Orange to surpass 200 yards rushing for the fourth time in five games with 238 total on a six-yards-per-carry average. The Tennessee defense kept Gamecock quarterback Spencer Rattler in check for most of the evening and tallied six sacks - led by two from sophomore edge rusher **James Pearce Jr.** Rattler did not throw a touchdown pass, and the Gamecocks were 2-of-14 on third down. Momentum swung in Tennessee's favor late in the first half when **Kamal Hadden** picked off Rattler and returned it 28 yards to the end zone, giving the Vols a two-score lead they would not relinquish for the rest of the night. Pearce Jr. set up the pick six on a QB hurry that forced Rattler into an errant throw. WR **Bru McCoy** suffered a season-ending fracture-dislocation of his right ankle midway through the second quarter. LB **Elijah Herring** was the Vols' leading tackler with six.

	1st	2nd	3rd	4th	Final
South Carolina	10	0	7	3	- 20
Tennessee	14	10	7	10	- 41

1st	09:28	UT	Wright, Jaylen 42 yd run (Campbell, Charles kick)
	05:47	SC	Jeter, Mitch 36 yd field goal
	02:03	SC	Rattler, Spencer 6 yd run (Jeter, Mitch kick)
	00:42	UT	Small, Jabari 2 yd run (Campbell, Charles kick)
2nd	08:50	UT	Campbell, Charles 24 yd field goal
	00:47	UT	Hadden, Kamal 28 yd interception (Campbell, Charles kick)
3rd	10:41	UT	Warren, Jacob 6 yd pass from Milton III, Joe (Campbell, Charles kick)
	10:28	SC	Anderson, Mario 75 yd run (Jeter, Mitch kick)
4th	12:42	UT	Campbell, Charles 33 yd field goal
	08:35	SC	Jeter, Mitch 47 yd field goal
	04:09	UT	Sampson, Dylan 6 yd run (Campbell, Charles kick)

Team Stats

	SC	UT
FIRST DOWNS	11	24
Rushing	5	13
Passing	5	11
Penalty	1	0
NET YARDS RUSHING	132	238
Rushing Attempts	27	40
Average Per Rush	4.9	6.0
Rushing Touchdowns	2	3
Rushing Yards Gained	160	246
Rushing Yards Lost	28	8
NET YARDS PASSING	201	239
Completions-Attempts-Interceptions	25-36-1	21-32-2
Average Per Attempt	5.6	7.5
Average Per Completion	8.0	11.4
Passing Touchdowns	0	1
TOTAL OFFENSE YARDS	333	477
Total Offensive Plays	63	72
Average Gain Per Play	5.3	6.6
Fumbles: Number-Lost	0-0	2-0
Penalties: Number-Yards	5-35	7-58
PUNTS-YARDS	5-229	3-147
Average Yards Per Punt	45.8	49.0
Net Yards Per Punt	41.0	42.3
Inside 20	2	1
50+ Yards	0	2
Touchbacks	0	1
Fair Catch	0	1
KICKOFFS-YARDS	5-322	8-531
Average Yards Per Kickoff	64.4	66.4
Net Yards Per Kickoff	40.2	39.2
Touchbacks	3	6
Fair Catch Yards	25	0
Punt returns: Number-Yards-TD	0-0-0	3-24-0
Average Per Return	0.0	8.0
Kickoff returns: Number-Yards-TD	1-20-0	1-21-0
Average Per Return	20.0	21.0
Interceptions: Number-Yards-TD	2-16-0	1-28-1
Fumble Returns: Number-Yards-TD	0-0-0	0-0-0
Miscellaneous Yards	0	0
Possession Time	30:15	29:45
Third-Down Conversions	2 of 15	7 of 15
Fourth-Down Conversions	2 of 5	1 of 1
Red-Zone Scores-Chances	2-2	5-5
Touchdowns	1-2	3-5
Field goals	1-2	2-5
Sacks By: Number-Yards	1-6	6-27
PAT Kicks	2-2	5-5
2Pts Conversions	0-0	0-0
Field Goals	2-2	2-2
Points off turnovers	7	7

GAME 6

Texas A&M

#19/17 Tennessee

13

20

Oct. 14, 2023
Neyland Stadium
Knoxville, Tenn.
Attendance: 101,915
Time: 3:45 p.m. ET • Duration: 3:18

Tennessee

RUSHING	Att.	Gain	Loss	Net	TD	Long	Avg.
Wright, Jaylen	19	139	3	136	0	23	7.2
Small, Jabari	12	42	0	42	0	11	3.5
Milton III, Joe	8	50	16	34	0	19	4.3
Sampson, Dylan	9	30	5	25	0	12	2.8
TEAM	1	0	5	-5	0	0	-5.0

PASSING	Cmp.	Att.	Yds.	TD	Int.	Long	Sacks
Milton III, Joe	11	22	100	1	1	17	3

RECEIVING	No.	Yds.	TD	Long
Nimrod, Chas	4	31	0	11
White, Squirrel	3	29	0	17
Castles, McCallan	2	24	0	13
Sampson, Dylan	1	9	0	9
Warren, Jacob	1	7	1	7

PUNTING	No.	Yds.	Avg.	Long	I20	TB	50+
Ross, Jackson	3	120	40	49	2	0	0

FIELD GOALS	Att.	Made	Long	Kicks
Campbell, Charles	3	2	31	51WR, 31G, 24G

Key: G=Good, WL=Wide Left, WR=Wide Right, S=Short, B=Blocked

ALL RETURNS	Punts			Kickoffs			Interceptions		
	No.	Yds.	Lg.	No.	Yds.	Lg.	No.	Yds.	Lg.
Williams, Dee	1	39	39	1	19	19	0	0	0
Jeudy-Lally, Gabe	0	0	0	0	0	0	1	36	36
Hadden, Kamal	0	0	0	0	0	0	1	5	5

Texas A&M

RUSHING	Att.	Gain	Loss	Net	TD	Long	Avg.
Moss, Le'Veon	15	63	1	62	0	19	4.1
Owens, Rueben	5	16	0	16	0	9	3.2
TEAM	1	0	2	-2	0	0	-2.0
Johnson, Max	7	8	30	-22	1	6	-3.1

PASSING	Cmp.	Att.	Yds.	TD	Int.	Long	Sacks
Johnson, Max	16	34	223	0	2	29	2

RECEIVING	No.	Yds.	TD	Long
Thomas, Noah	3	75	0	29
Stewart, Evan	4	48	0	21
Wright, Max	3	26	0	20
Smith, Ainiias	1	20	0	20
Moss, Le'Veon	1	19	0	19
Owens, Rueben	1	13	0	13
Muhammad III, Moose	2	11	0	8
Johnson, Jake	1	11	0	11

PUNTING	No.	Yds.	Avg.	Long	I20	TB	50+
Constantinou, Nik	4	128	32	38	0	0	0

FIELD GOALS	Att.	Made	Long	Kicks
Bond, Randy	3	2	41	41G, 24G, 50WL

Key: G=Good, WL=Wide Left, WR=Wide Right, S=Short, B=Blocked

ALL RETURNS	Punts			Kickoffs			Interceptions		
	No.	Yds.	Lg.	No.	Yds.	Lg.	No.	Yds.	Lg.
Smith, Ainiias	0	0	0	1	23	23	0	0	0
DeBerry, Josh	0	0	0	0	0	0	1	16	16

Williams' Special Teams Plays Propel Vols Past Aggies

Tennessee's **Dee Williams** downed a punt on the 1-yard-line and returned the ensuing Texas A&M punt 39 yards for a touchdown to help lift the No. 19/17 Volunteers past the Aggies, 20-13, in front of a sellout Checker Neyland crowd of 101,915. Williams' special teams jewels enabled the Big Orange to grab its first lead of the game with 6:47 to go in the third quarter, 14-10, and a pair of fourth-quarter **Charles Campbell** field goals gave the home team enough points to hold off an A&M offense that was limited to three points over the final 30 minutes by the Vol defense. Defensive backs **Gabe Jeudy-Lally** and **Kamal Hadden** came up with key interceptions to thwart Texas A&M drives in the fourth quarter and keep the Aggies off the board in the final period. UT rushed for 232 yards against an A&M defensive unit that was allowing only 84.0 per game. Running back **Jaylen Wright** led all ball carriers with a season-high 136 yards on 19 carries, averaging 7.2 per attempt and marking his fourth 100-yard effort this season. The Tennessee defense limited the Aggies to only 54 yards rushing on the evening and only one touchdown, matching the lowest total by Texas A&M in any game over the last four seasons. Linebackers **Aaron Beasley** and **Elijah Herring** paced the UT defense with five tackles apiece. Edge rusher **James Pearce Jr.** racked up a sack and five of the Vols' 11 quarterback hurries. Defensive end **Tyler Baron** contributed Tennessee's other sack in the game and added a hurry as well. On hand to witness the victory was 2023 NFF College Football Hall of Fame electee **Eric Berry**, who UT honored at halftime with an on-campus salute.

	1st	2nd	3rd	4th	Final
Texas A&M	7	3	3	0	13
Tennessee	7	0	7	6	20

1st	08:29	A&M	Johnson, Max 2 yd run (Bond, Randy kick)
	01:44	UT	Warren, Jacob 7 yd pass from Milton III, Joe (Campbell, Charles kick)
2nd	10:48	A&M	Bond, Randy 41 yd field goal
3rd	06:47	UT	Williams, Dee 39 yd punt return (Campbell, Charles kick)
	03:15	A&M	Bond, Randy 24 yd field goal
4th	03:48	UT	Campbell, Charles 31 yd field goal
	02:31	UT	Campbell, Charles 24 yd field goal

Team Stats

	A&M	UT
FIRST DOWNS	17	20
Rushing	4	10
Passing	9	7
Penalty	4	3
NET YARDS RUSHING	54	232
Rushing Attempts	28	49
Average Per Rush	1.9	4.7
Rushing Touchdowns	1	0
Rushing Yards Gained	87	261
Rushing Yards Lost	33	29
NET YARDS PASSING	223	100
Completions-Attempts-Interceptions	16-34-2	11-22-1
Average Per Attempt	6.6	4.5
Average Per Completion	13.9	9.1
Passing Touchdowns	0	1
TOTAL OFFENSE YARDS	277	332
Total Offensive Plays	62	71
Average Gain Per Play	4.5	4.7
Fumbles: Number-Lost	1-0	1-0
Penalties: Number-Yards	11-90	12-115
PUNTS-YARDS	4-128	3-120
Average Yards Per Punt	32.0	40.0
Net Yards Per Punt	22.2	40.0
Inside 20	0	2
50+ Yards	0	0
Touchbacks	0	0
Fair Catch	2	1
KICKOFFS-YARDS	4-260	5-325
Average Yards Per Kickoff	65.0	65.0
Net Yards Per Kickoff	41.5	40.4
Touchbacks	3	4
Fair Catch Yards	0	0
Punt returns: Number-Yards-TD	0-0-0	1-39-1
Average Per Return	0.0	39.0
Kickoff returns: Number-Yards-TD	1-23-0	1-19-0
Average Per Return	23.0	19.0
Interceptions: Number-Yards-TD	1-16-0	2-41-0
Fumble Returns: Number-Yards-TD	0-0-0	0-0-0
Miscellaneous Yards	0	0
Possession Time	30:48	29:12
Third-Down Conversions	5 of 15	7 of 15
Fourth-Down Conversions	0 of 2	0 of 2
Red-Zone Scores-Chances	3-3	3-5
Touchdowns	1-3	1-5
Field goals	2-3	2-5
Sacks By: Number-Yards	3-16	2-16
PAT Kicks	1-1	2-2
2Pts Conversions	0-0	0-0
Field Goals	2-3	2-3
Points off turnovers	0	3



GAME 7

#17/15 Tennessee 20 #11/8 Alabama 34

Oct. 21, 2023
Bryant-Denny Stadium
Tuscaloosa, Ala.
Attendance: 100,077
Time: 2:40 p.m. CT • Duration: 3:25

Tennessee

RUSHING	Att.	Gain	Loss	Net	TD	Long	Avg.
Milton III, Joe	15	93	34	59	0	18	3.9
Sampson, Dylan	4	28	0	28	0	12	7.0
Small, Jabari	8	24	0	24	0	6	3.0
Wright, Jaylen	11	27	5	22	0	5	2.0

PASSING	Cmp.	Att.	Yds.	TD	Int.	Long	Sacks
Milton III, Joe	28	41	271	2	0	39	3

RECEIVING	No.	Yds.	TD	Long
White, Squirrel	10	111	1	39
Keyton, Ramel	5	71	0	30
Wright, Jaylen	7	44	0	20
Warren, Jacob	1	14	0	14
Castles, McCallan	2	12	1	6
Webb, Kaleb	1	10	0	10
Sampson, Dylan	2	9	0	8

PUNTING	No.	Yds.	Avg.	Long	I20	TB	50+
Ross, Jackson	5	266	53.2	71	2	0	2

FIELD GOALS	Att.	Made	Long	Kicks
Campbell, Charles	2	2	26	24G, 26G

Key: G=Good, WL=Wide Left, WR=Wide Right, S=Short, B=Blocked

ALL RETURNS	Punts			Kickoffs			Interceptions		
	No.	Yds.	Lg.	No.	Yds.	Lg.	No.	Yds.	Lg.
Williams, Dee	1	5	5	0	0	0	0	0	0
Seldon, Cameron	0	0	0	1	0	0	0	0	0
McCollough, Jaylen	0	0	0	0	0	0	1	0	0

Alabama

RUSHING	Att.	Gain	Loss	Net	TD	Long	Avg.
McClellan, Jase	27	117	2	115	1	29	4.3
Williams, Roydell	6	20	0	20	0	5	3.3
Milroe, Jalen	9	39	36	3	0	15	0.3

PASSING	Cmp.	Att.	Yds.	TD	Int.	Long	Sacks
Milroe, Jalen	14	21	220	2	1	46	4

RECEIVING	No.	Yds.	TD	Long
Bond, Isaiah	3	77	1	46
Burton, Jermaine	4	62	1	22
Law, Kendrick	2	38	0	34
Benson, Malik	1	17	0	17
Dippre, CJ	1	15	0	15
McClellan, Jase	1	6	0	6
Niblack, Amari	1	5	0	5
Williams, Roydell	1	0	0	0

PUNTING	No.	Yds.	Avg.	Long	I20	TB	50+
Burnip, James	5	218	43.6	52	2	1	1

FIELD GOALS	Att.	Made	Long	Kicks
Reichard, Will	2	2	50	42G, 50G

Key: G=Good, WL=Wide Left, WR=Wide Right, S=Short, B=Blocked

ALL RETURNS	Punts			Kickoffs			Interceptions		
	No.	Yds.	Lg.	No.	Yds.	Lg.	No.	Yds.	Lg.
McKinstry, Kool-Aid	1	-7	0	0	0	0	0	0	0
Law, Kendrick	0	0	0	1	21	21	0	0	0

Tennessee Falls to Alabama In Tuscaloosa, 34-20

Despite a strong first half from No. 17/15 Tennessee, it could not hold off No. 11/8 Alabama's second-half surge as the Vols suffered just their second loss of the season, 34-20, at Bryant-Denny Stadium. Alabama outscored Tennessee 27-0 in the second half as it erased a 20-7 halftime deficit. Quarterback **Joe Milton III** finished the game 28-of-41 through the air with 271 yards passing and a pair of first-half touchdowns. His 28 completions were the most by a quarterback in the **Josh Heupel** era, and he extended his streak of games with a touchdown pass to 11, tying the fifth-longest streak in program history. Milton added 59 yards on the ground - leading UT in rushing on the day. Sophomore wide receiver **Squirrel White**, an Alabama native, was Milton's favorite target as the duo connected 10 times for 111 yards and a score. Tight end **McCallan Castles** hauled in Milton's second touchdown pass - finishing the game with two receptions for 12 yards. Defensive back **Tamarion McDonald** led the Vols with 10 tackles, while **Gabe Jeudy-Lally** added five tackles - one for a loss - and one sack. Senior defensive back **Jaylen McCollough** finished the game with seven tackles and an interception. Punter **Jackson Ross** had a career day with five punts for 266 yards, setting the program record for punting average at 53.2, which included the two longest punts of his career at 71 and 58 yards.

	1st	2nd	3rd	4th	Final
Tennessee	13	7	0	0	-
Alabama	0	7	17	10	34

1st	12:39	UT	White, Squirrel 39 yd pass from Milton III, Joe (Campbell, Charles kick)
	02:00	UT	Campbell, Charles 24 yd field goal
	00:11	UT	Campbell, Charles 26 yd field goal
2nd	07:05	ALA	Burton, Jermaine 10 yd pass from Milroe, Jalen (Reichard, Will kick)
	00:12	UT	Castles, McCallan 6 yd pass from Milton III, Joe (Campbell, Charles kick)
3rd	14:19	ALA	Bond, Isaiah 46 yd pass from Milroe, Jalen (Reichard, Will kick)
	08:33	ALA	Reichard, Will 42 yd field goal
	03:42	ALA	McClellan, Jase 5 yd run (Reichard, Will kick)
4th	08:17	ALA	Reichard, Will 50 yd field goal
	07:26	ALA	Campbell, Jihaad 24 yd fumble recovery (Reichard, Will kick)

Team Stats

	UT	ALA
FIRST DOWNS	22	20
Rushing	10	7
Passing	12	10
Penalty	0	3
NET YARDS RUSHING	133	138
Rushing Attempts	38	42
Average Per Rush	3.5	3.3
Rushing Touchdowns	0	1
Rushing Yards Gained	172	176
Rushing Yards Lost	39	38
NET YARDS PASSING	271	220
Completions-Attempts-Interceptions	28-41-0	14-21-1
Average Per Attempt	6.6	10.5
Average Per Completion	9.7	15.7
Passing Touchdowns	2	2
TOTAL OFFENSE YARDS	404	358
Total Offensive Plays	79	63
Average Gain Per Play	5.1	5.7
Fumbles: Number-Lost	1-1	1-1
Penalties: Number-Yards	8-55	1-5
PUNTS-YARDS	5-266	5-218
Average Yards Per Punt	53.2	43.6
Net Yards Per Punt	54.6	38.6
Inside 20	2	2
50+ Yards	2	1
Touchbacks	0	1
Fair Catch	0	1
KICKOFFS-YARDS	5-260	7-451
Average Yards Per Kickoff	52.0	64.4
Net Yards Per Kickoff	38.8	43.0
Touchbacks	3	5
Fair Catch Yards	0	25
Punt returns: Number-Yards-TD	1-5-0	1-(-7)-0
Average Per Return	5.0	-7.0
Kickoff returns: Number-Yards-TD	1-0-0	1-21-0
Average Per Return	0.0	21.0
Interceptions: Number-Yards-TD	1-0-0	0-0-0
Fumble Returns: Number-Yards-TD	0-0-0	1-24-1
Miscellaneous Yards	0	0
Possession Time	27:41	32:19
Third-Down Conversions	8 of 18	5 of 13
Fourth-Down Conversions	0 of 3	0 of 0
Red-Zone Scores-Chances	3-4	2-3
Touchdowns	1-4	2-3
Field goals	2-4	0-3
Sacks By: Number-Yards	4-36	3-33
PAT Kicks	2-2	4-4
2Pts Conversions	0-0	0-0
Field Goals	2-2	2-2
Points off turnovers	7	0

GAME 8

#21/20 Tennessee 33 Kentucky 27

Oct. 28, 2023
Kroger Field
Lexington, Ky.
Attendance: 61,665
Time: 7:05 p.m. ET • Duration: 3:49

Tennessee

RUSHING	Att.	Gain	Loss	Net	TD	Long	Avg.
Wright, Jaylen	11	120	0	120	1	52	10.9
Sampson, Dylan	17	78	2	76	1	24	4.5
Small, Jabari	9	32	0	32	0	7	3.6
Milton III, Joe	10	42	16	26	0	19	2.6

PASSING	Cmp.	Att.	Yds.	TD	Int.	Long	Sacks
Milton III, Joe	17	20	227	1	0	47	2

RECEIVING	No.	Yds.	TD	Long
White, Squirrel	4	47	0	25
Sampson, Dylan	4	39	0	17
Thornton Jr., Dont'e	3	63	0	47
Keyton, Ramel	3	30	0	17
Nimrod, Chas	1	39	1	39
Small, Jabari	1	8	0	8
Wright, Jaylen	1	2	0	2

PUNTING	No.	Yds.	Avg.	Long	I20	TB	50+
Ross, Jackson	2	79	39.5	43	0	0	0

FIELD GOALS	Att.	Made	Long	Kicks
Campbell, Charles	4	4	49	44G, 49G, 34G, 35G

Key: G=Good, WL=Wide Left, WR=Wide Right, S=Short, B=Blocked

Kentucky

RUSHING	Att.	Gain	Loss	Net	TD	Long	Avg.
Davis, Ray	16	44	2	42	1	8	2.6
Leary, Devin	5	32	11	21	0	14	4.2
Robinson, Tayvion	1	6	0	6	0	6	6.0
Sumo-Karngbaye, D.	1	2	0	2	0	2	2.0
McClain, JuTahn	1	1	0	1	0	1	1.0

PASSING	Cmp.	Att.	Yds.	TD	Int.	Long	Sacks
Leary, Devin	28	39	372	2	0	34	1

RECEIVING	No.	Yds.	TD	Long
Key, Dane	7	113	1	34
Dingle, Jordan	4	61	0	22
Brown, Barion	5	58	1	32
Kattus, Josh	2	35	0	18
Robinson, Tayvion	3	33	0	16
Davis, Ray	3	28	0	13
Sumo-Karngbaye, D.	3	24	0	15
Brown-Stephens, A.	1	20	0	20

PUNTING	No.	Yds.	Avg.	Long	I20	TB	50+
Berry, Wilson	1	36	36	36	0	0	0

FIELD GOALS	Att.	Made	Long	Kicks
Raynor, Alex	3	2	28	28G, 53WL, 28G

Key: G=Good, WL=Wide Left, WR=Wide Right, S=Short, B=Blocked

ALL RETURNS	Punts			Kickoffs			Interceptions		
	No.	Yds.	Lg.	No.	Yds.	Lg.	No.	Yds.	Lg.
Brown, Barion	0	0	0	1	30	30	0	0	0

Milton, Sampson Close Out Win At Kentucky, 33-27

Running back **Dylan Sampson** accounted for 115 all-purpose yards, including 91 in the fourth quarter, as No. 21/20 Tennessee secured bowl eligibility for the third straight season with a gritty 33-27 road win at Kentucky. The Volunteers beat the Wildcats for the 36th time in the last 39 meetings with Heupel staying perfect against Kentucky. Tennessee pounded out 254 yards on the ground against a Wildcat defense that came into the game boasting the conference's second-best rush defensive unit, allowing only 95.7 yards per game. Tennessee's defense shut down Kentucky's rushing attack, holding the Wildcats to 72 yards, while Ray Davis, the SEC's leading rusher, managed only 42 yards and 2.6 yards per carry. Quarterback **Joe Milton III** played one of the most complete games of his career, firing 17-of-20 passes for 227 yards and one touchdown with no interceptions. His 85.0 completion percentage was a career best and the highest by a Vol in an SEC game (min. 20 attempts) since Joshua Dobbs' mark of 91.2 (31-34) at Vanderbilt in 2016. Running back **Jaylen Wright** hit the century mark for the fifth time in eight games highlighted by a 52-yarder that put the Vols on the board. Placekicker **Charles Campbell** nailed all four of his field goals attempts, and wide receiver **Chas Nimrod** hauled in his first career touchdown in the victory, a 39-yarder from Milton that gave the Vols a 20-10 advantage in the second quarter. Sampson converted five first downs in the game's final nine minutes, capped with a 12-yard touchdown with 7:30 to go in the game. Safety **Wesley Walker** was UT's leading tackler with nine.

	1st	2nd	3rd	4th		Final
Tennessee	10	13	3	7	-	33
Kentucky	0	17	7	3	-	27

1st	10:47	UT	Wright, Jaylen 52 yd run (Campbell, Charles kick)
	05:34	UT	Campbell, Charles 44 yd field goal
2nd	14:51	UK	Raynor, Alex 28 yd field goal
	11:13	UT	Campbell, Charles 49 yd field goal
	07:38	UK	Brown, Barion 11 yd pass from Leary, Devin (Raynor, Alex kick)
	06:16	UT	Nimrod, Chas 39 yd pass from Milton III, Joe (Campbell, Charles kick)
	01:46	UK	Davis, Ray 7 yd run (Raynor, Alex kick)
	00:05	UT	Campbell, Charles 34 yd field goal
3rd	06:49	UT	Campbell, Charles 35 yd field goal
	02:39	UK	Key, Dane 7 yd pass from Leary, Devin (Raynor, Alex kick)
4th	07:30	UT	Sampson, Dylan 12 yd run (Campbell, Charles kick)
	04:24	UK	Raynor, Alex 28 yd field goal

Team Stats

	UT	UK
FIRST DOWNS	24	24
Rushing	13	2
Passing	10	20
Penalty	1	2
NET YARDS RUSHING	254	72
Rushing Attempts	47	24
Average Per Rush	5.4	3.0
Rushing Touchdowns	2	1
Rushing Yards Gained	272	85
Rushing Yards Lost	18	13
NET YARDS PASSING	227	372
Completions-Attempts-Interceptions	17-20-0	28-39-0
Average Per Attempt	11.4	9.5
Average Per Completion	13.4	13.3
Passing Touchdowns	1	2
TOTAL OFFENSE YARDS	481	444
Total Offensive Plays	67	63
Average Gain Per Play	7.2	7.0
Fumbles: Number-Lost	0-0	0-0
Penalties: Number-Yards	9-70	4-21
PUNTS-YARDS	2-79	1-36
Average Yards Per Punt	39.5	36.0
Net Yards Per Punt	39.5	36.0
Inside 20	0	0
50+ Yards	0	0
Touchbacks	0	0
Fair Catch	2	1
KICKOFFS-YARDS	8-520	6-381
Average Yards Per Kickoff	65.0	63.5
Net Yards Per Kickoff	39.4	40.0
Touchbacks	7	4
Fair Catch Yards	0	41
Punt returns: Number-Yards-TD	0-0-0	0-0-0
Average Per Return	0.0	0.0
Kickoff returns: Number-Yards-TD	0-0-0	1-30-0
Average Per Return	0.0	30.0
Interceptions: Number-Yards-TD	0-0-0	0-0-0
Fumble Returns: Number-Yards-TD	0-0-0	0-0-0
Miscellaneous Yards	0	0
Possession Time	26:56	33:04
Third-Down Conversions	6 of 13	5 of 11
Fourth-Down Conversions	0 of 0	0 of 2
Red-Zone Scores-Chances	4-4	5-5
Touchdowns	1-4	3-5
Field goals	3-4	2-5
Sacks By: Number-Yards	1-11	2-11
PAT Kicks	3-3	3-3
2Pts Conversions	0-0	0-0
Field Goals	4-4	2-3
Points off turnovers	0	0



GAME 9

UConn

#17/19/16 Tennessee 59

Nov. 4, 2023
Neyland Stadium
Knoxville, Tenn.
Attendance: 101,915
Time: 12:03 p.m. ET • Duration: 3:23

Tennessee

RUSHING	Att.	Gain	Loss	Net	TD	Long	Avg.
Wright, Jaylen	8	113	0	113	1	82	14.1
Iamaleava, Nico	1	25	0	25	0	25	25.0
Wilk, Patrick	2	33	0	33	0	17	16.5
Sampson, Dylan	5	29	1	28	0	17	5.6
Shuler, Navy	2	15	0	15	0	15	7.5
Seldon, Cameron	6	35	0	35	0	11	5.8
Barnes, Hunter	4	17	0	17	0	7	4.3
Milton III, Joe	2	7	0	7	1	6	3.5
Keith, Khalifa	3	5	0	5	0	4	1.7
Moore, Gaston	1	0	3	-3	0	0	-3.0

PASSING	Cmp.	Att.	Yds.	TD	Int.	Long	Sacks
Milton III, Joe	11	14	254	2	0	83	0
Iamaleava, Nico	5	9	86	1	0	28	0
Moore, Gaston	4	7	36	0	0	19	1
Shuler, Navy	1	1	-1	0	0	0	0

RECEIVING	No.	Yds.	TD	Long
White, Squirrel	2	94	1	83
Keyton, Ramel	2	81	1	60
Castles, McCallan	4	56	1	19
Davis, Ethan	2	33	0	19
Webb, Kaleb	1	28	0	28
Thornton Jr., Dont'e	2	26	0	22
Sampson, Dylan	2	23	0	13
Williams, Dee	1	11	0	11
Browder, Charlie	2	10	0	8
Wright, Jaylen	1	7	0	7
Sneed, Dayton	1	7	0	7
Roberts, Nathan	1	-1	0	0

PUNTING	No.	Yds.	Avg.	Long	I20	TB	50+
Ross, Jackson	2	83	41.5	42	2	0	0

FIELD GOALS	Att.	Made	Long	Kicks
Turbyville, Josh	1	1	33	33G

Key: G=Good, WL=Wide Left, WR=Wide Right, S=Short, B=Blocked

ALL RETURNS	Punts			Kickoffs			Interceptions		
	No.	Yds.	Lg.	No.	Yds.	Lg.	No.	Yds.	Lg.
Williams, Dee	2	25	18	1	23	23	0	0	0
Seldon, Cameron	0	0	0	1	15	15	0	0	0
McCollough, Jaylen	0	0	0	0	0	0	1	30	30
Beasley, Aaron	0	0	0	0	0	0	1	39	39

UConn

RUSHING	Att.	Gain	Loss	Net	TD	Long	Avg.
Mitchell, Jalen	8	32	4	28	0	11	3.5
Edwards, Cam	9	25	4	21	0	11	2.3
Stafford, Jelani	1	1	0	1	0	1	1.0
Roberson, Ta'Quan	3	1	3	-2	0	1	-0.7
Rosa, Victor	6	2	6	-4	0	2	-0.7
Buckman, Brett	1	0	9	-9	0	0	-9.0

PASSING	Cmp.	Att.	Yds.	TD	Int.	Long	Sacks
Roberson, Ta'Quan	24	40	218	0	2	34	0
Turner, Zion	1	2	3	0	0	3	0
Buckman, Brett	0	0	0	0	0	0	1

RECEIVING	No.	Yds.	TD	Long
Joly, Justin	8	89	0	31
Buckman, Brett	6	55	0	34
Edwards, Cam	2	26	0	17
Porter, Geordon	3	18	0	18
Ross, Cameron	3	15	0	13
Mitchell, Jalen	1	9	0	9
Rosa, Victor	2	9	0	6

PUNTING	No.	Yds.	Avg.	Long	I20	TB	50+
Caratan, George	6	274	45.7	58	3	0	2

FIELD GOALS	Att.	Made	Long	Kicks
Ruelas, Noe	1	1	22	22G

Key: G=Good, WL=Wide Left, WR=Wide Right, S=Short, B=Blocked

ALL RETURNS	Punts			Kickoffs			Interceptions		
	No.	Yds.	Lg.	No.	Yds.	Lg.	No.	Yds.	Lg.
Ross, Cameron	1	3	3	2	29	16	0	0	0
Mitchell, Jalen	0	0	0	1	30	30	0	0	0

Vols Celebrate Homecoming, Waltz Past UConn

No. 17 Tennessee rolled up a season-high 650 yards of total offense and scored a school-record three defensive touchdowns en route to a 59-3 Homecoming game victory over UConn at Neyland Stadium. The Vols won their 14th-consecutive home contest and played in front of their 11th-straight sellout on Rocky Top while also improving to 76-20-3 in their 99th Homecoming contest. Quarterbacks **Joe Milton III** and **Nico Iamaleava** combined for three touchdown passes, while sophomore wideout **Squirrel White** led all receivers with 94 yards on two catches and an 83-yard touchdown, which was the longest pass play for UT since 2006. Senior wide receiver **Ramel Keyton** hauled in two balls for 81 yards, with a 60-yard scoring play to his credit. Defensive end **Tyler Baron** (24-yard fumble return), safety **Jaylen McCollough** (30-yard interception return) and linebacker **Aaron Beasley** (39-yard interception return) paced the Tennessee defense and made school history with their point-producing efforts. Linebacker **Elijah Herring** led his squad with career-high tying eight tackles, as the Vol stop-troops held UConn to 35 yards rushing and no touchdowns on the day. Running back **Jaylen Wright** continued to lead the Vols' punishing run game. He carried eight times for 113 yards, including an 82-yard scoring burst on the game's second play from scrimmage. It marked his sixth time over 100 yards in 2023, tying him for the sixth-most in UT single season history.

	1st	2nd	3rd	4th	Final
UConn	3	0	0	0	3
Tennessee	14	21	21	3	59

1st	14:27	UT	Wright, Jaylen 82 yd run (Campbell, Charles kick)
	02:47	CONN	Ruelas, Noe 22 yd field goal
	01:38	UT	Keyton, Ramel 60 yd pass from Milton III, Joe (Campbell, Charles kick)
2nd	07:25	UT	Milton III, Joe 6 yd run (Campbell, Charles kick)
	04:34	UT	White, Squirrel 83 yd pass from Milton III, Joe (Campbell, Charles kick)
	03:30	UT	Baron, Tyler 24 yd fumble recovery (Campbell, Charles kick)
3rd	14:52	UT	McCollough, Jaylen 30 yd interception (Campbell, Charles kick)
	11:51	UT	Beasley, Aaron 39 yd interception (Campbell, Charles kick)
	07:30	UT	Castles, McCallan 19 yd pass from Iamaleava, Nico (Turbyville, Josh kick)
4th	08:02	UT	Turbyville, Josh 33 yd field goal

Team Stats

	CONN	UT
FIRST DOWNS	17	26
Rushing	4	12
Passing	8	14
Penalty	5	0
NET YARDS RUSHING	35	275
Rushing Attempts	28	34
Average Per Rush	1.2	8.1
Rushing Touchdowns	0	2
Rushing Yards Gained	61	279
Rushing Yards Lost	26	4
NET YARDS PASSING	221	375
Completions-Attempts-Interceptions	25-42-2	21-31-0
Average Per Attempt	5.3	12.1
Average Per Completion	8.8	17.9
Passing Touchdowns	0	3
TOTAL OFFENSE YARDS	256	650
Total Offensive Plays	70	65
Average Gain Per Play	3.7	10.0
Fumbles: Number-Lost	2-1	0-0
Penalties: Number-Yards	6-28	11-90
PUNTS-YARDS	6-274	2-83
Average Yards Per Punt	45.7	41.5
Net Yards Per Punt	41.5	40.0
Inside 20	3	2
50+ Yards	2	0
Touchbacks	0	0
Fair Catch	0	1
KICKOFFS-YARDS	2-130	10-581
Average Yards Per Kickoff	65.0	58.1
Net Yards Per Kickoff	46.0	40.2
Touchbacks	0	5
Fair Catch Yards	0	25
Punt returns: Number-Yards-TD	1-3-0	2-25-0
Average Per Return	3.0	12.5
Kickoff returns: Number-Yards-TD	3-59-0	2-38-0
Average Per Return	19.7	19.0
Interceptions: Number-Yards-TD	0-0-0	2-69-2
Fumble Returns: Number-Yards-TD	0-0-0	1-24-1
Miscellaneous Yards	0	0
Possession Time	38:24	21:36
Third-Down Conversions	5 of 17	8 of 12
Fourth-Down Conversions	0 of 2	1 of 1
Red-Zone Scores-Chances	1-2	3-4
Touchdowns	0-2	2-4
Field goals	1-2	1-4
Sacks By: Number-Yards	1-3	1-9
PAT Kicks	0-0	8-8
2Pts Conversions	0-0	0-0
Field Goals	1-1	1-1
Points off turnovers	0	21

GAME 10

#13/14/12 Tennessee 7 #14/16/15 Missouri 36

Nov. 11, 2023
Faurot Field
Columbia, Mo.
Attendance: 62,621
Time: 2:40 p.m. CT • Duration: 3:15

Tennessee

RUSHING	Att.	Gain	Loss	Net	TD	Long	Avg.
Milton III, Joe	10	48	12	36	0	15	3.6
Wright, Jaylen	7	23	1	22	0	14	3.1
Sampson, Dylan	3	23	3	20	0	14	6.7
Small, Jabari	3	5	0	5	0	2	1.7

PASSING	Cmp.	Att.	Yds.	TD	Int.	Long	Sacks
Milton III, Joe	22	34	267	1	1	46	1

RECEIVING	No.	Yds.	TD	Long
Keyton, Ramel	4	57	0	20
White, Squirrel	4	53	0	23
Thornton Jr., Dont'e	1	46	1	46
Webb, Kaleb	4	38	0	12
Wright, Jaylen	2	21	0	15
Nimrod, Chas	2	17	0	14
Warren, Jacob	2	17	0	9
Sampson, Dylan	2	13	0	9
Castles, McCallan	1	5	0	5

PUNTING	No.	Yds.	Avg.	Long	I20	TB	50+
Ross, Jackson	6	262	43.7	54	3	0	2

FIELD GOALS	Att.	Made	Long	Kicks
Campbell, Charles	1	0	n/a	41WR

Key: G=Good, WL=Wide Left, WR=Wide Right, S=Short, B=Blocked

ALL RETURNS	Punts			Kickoffs			Interceptions		
	No.	Yds.	Lg.	No.	Yds.	Lg.	No.	Yds.	Lg.
Williams, Dee	1	4	0	2	32	18	0	0	0
McCollough, Jaylen	0	0	0	0	0	0	1	36	36

Missouri

RUSHING	Att.	Gain	Loss	Net	TD	Long	Avg.
Schrader, Cody	35	207	2	205	1	35	5.9
Cook, Brady	12	71	16	55	1	24	4.6
Burden, Luther	1	0	0	0	0	0	0.0
TEAM	1	0	1	-1	0	0	-1.0
Peat, Nathaniel	2	1	5	-4	0	1	-2.0

PASSING	Cmp.	Att.	Yds.	TD	Int.	Long	Sacks
Cook, Brady	18	24	275	1	1	48	3

RECEIVING	No.	Yds.	TD	Long
Schrader, Cody	5	116	0	43
Johnson, Marquis	2	56	0	48
Miller, Mekhi	2	35	0	22
Burden, Luther	4	26	1	21
Wease, Theo	2	17	0	11
Norfleet, Brett	2	16	0	9
Cooper, Mookie	1	9	0	9

PUNTING	No.	Yds.	Avg.	Long	I20	TB	50+
Bauer, Luke	3	110	36.7	47	1	0	0

FIELD GOALS	Att.	Made	Long	Kicks
Mevis, Harrison	3	3	46	31G, 46G, 23G

Key: G=Good, WL=Wide Left, WR=Wide Right, S=Short, B=Blocked

ALL RETURNS	Punts			Kickoffs			Interceptions		
	No.	Yds.	Lg.	No.	Yds.	Lg.	No.	Yds.	Lg.
Carnell, Daylan	0	0	0	0	0	0	1	38	38

#13 Tennessee Falls to #14 Missouri, 36-7

No. 14 Missouri played keep away at Faurot Field/Memorial Stadium as the 13th-ranked Volunteers fell to the Tigers, 36-7, in their final road tilt of the year. Mizzou slowed the game down and finished with a 39:56 to 20:04 edge in time of possession. The Tigers controlled the game on the ground as running back Cody Schrader and quarterback Brady Cook combined for 260 rushing yards and a pair of touchdowns. Schrader finished with 205 yards alone on 35 carries and had a game-high 116 yards receiving. For the Vols, quarterback **Joe Milton III** finished the day 22-of-34 for 267 yards passing with one score and an interception. Milton also led UT in rushing, gaining 36 yards. Wide receivers **Ramel Keyton**, **Squirrel White** and **Kaleb Webb** were Milton's favorite targets as each hauled in four receptions. Keyton led the receiving corps with 57 yards on the day. Both teams played a scoreless first quarter, and the Tigers opened the scoring in the second quarter with a Harrison Mevis 31-yard field goal that capped off a 10-play, 72-yard drive that chewed up 10:55 off the clock. Tennessee took the lead on the next possession as Milton found **Dont'e Thornton Jr.**, who made a beautiful catch in the end zone for a 46-yard touchdown strike. The receiving touchdown was Thornton's first as a Vol. He was injured on the play and sidelined for the remainder of the game with a lower-body injury. On the defensive side of the ball, safety **Wesley Walker** led Tennessee with nine tackles, while fellow safety **Jaylen McCollough** made seven tackles and picked off Cook in the first quarter for his third interception in four weeks. Mizzou outscored the Vols 23-0 in a second half that saw UT commit two turnovers.

	1st	2nd	3rd	4th	Final
Tennessee	0	7	0	0	7
Missouri	0	13	9	14	36

2nd	14:16	MIZ	Mevis, Harrison 31 yd field goal
	12:25	TEN	Thornton Jr., Dont'e 46 yd pass from Milton III, Joe (Campbell, Charles kick)
	10:33	MIZ	Schrader, Cody 7 yd run (Mevis, Harrison kick)
	00:00	MIZ	Mevis, Harrison 46 yd field goal
3rd	10:04	MIZ	Cook, Brady 3 yd run
	02:38	MIZ	Mevis, Harrison 23 yd field goal
4th	06:21	MIZ	Burden, Luther 21 yd pass from Cook, Brady (Mevis, Harrison kick)
	05:50	MIZ	Carnell, Daylan 38 yd interception (Mevis, Harrison kick)

Team Stats

	UT	MIZ
FIRST DOWNS	15	26
Rushing	6	14
Passing	8	10
Penalty	1	2
NET YARDS RUSHING	82	255
Rushing Attempts	23	51
Average Per Rush	3.6	5.0
Rushing Touchdowns	0	2
Rushing Yards Gained	99	279
Rushing Yards Lost	16	24
NET YARDS PASSING	267	275
Completions-Attempts-Interceptions	22-34-1	18-24-1
Average Per Attempt	7.9	11.5
Average Per Completion	12.1	15.3
Passing Touchdowns	1	1
TOTAL OFFENSE YARDS	350	530
Total Offensive Plays	57	75
Average Gain Per Play	6.1	7.1
Fumbles: Number-Lost	3-2	0-0
Penalties: Number-Yards	9-95	7-50
PUNTS-YARDS	6-262	3-110
Average Yards Per Punt	43.7	36.7
Net Yards Per Punt	43.7	37.0
Inside 20	3	1
50+ Yards	2	0
Touchbacks	0	0
Fair Catch	4	1
KICKOFFS-YARDS	2-130	7-436
Average Yards Per Kickoff	65.0	62.3
Net Yards Per Kickoff	40.0	42.3
Touchbacks	2	1
Fair Catch Yards	0	83
Punt returns: Number-Yards-TD	1-4-0	0-0-0
Average Per Return	4.0	0.0
Kickoff returns: Number-Yards-TD	2-32-0	0-0-0
Average Per Return	16.0	0.0
Interceptions: Number-Yards-TD	1-36-0	1-38-1
Fumble Returns: Number-Yards-TD	0-0-0	0-0-0
Miscellaneous Yards	0	0
Possession Time	20:04	39:56
Third-Down Conversions	5 of 13	11 of 17
Fourth-Down Conversions	0 of 0	0 of 0
Red-Zone Scores-Chances	0-1	5-5
Touchdowns	0-1	3-5
Field goals	0-1	2-5
Sacks By: Number-Yards	3-11	1-5
PAT Kicks	1-1	3-3
2Pts Conversions	0-0	0-1
Field Goals	0-1	3-3
Points off turnovers	0	17

GAME 11

#1/1/1 Georgia 38
#18/21/19 Tennessee 10

Nov. 18, 2023
Neyland Stadium
Knoxville, Tenn.
Attendance: 101,915
Time: 3:39 p.m. ET • Duration: 2:59

Tennessee

RUSHING	Att.	Gain	Loss	Net	TD	Long	Avg.
Wright, Jaylen	9	91	1	90	1	75	10.0
Small, Jabari	6	25	0	25	0	11	4.2
Seldon, Cameron	3	11	0	11	0	10	3.7
Sampson, Dylan	2	9	0	9	0	8	4.5
White, Squirrel	1	8	0	8	0	8	8.0
Milton III, Joe	4	3	16	-13	0	3	-3.3

PASSING	Cmp.	Att.	Yds.	TD	Int.	Long	Sacks
Milton III, Joe	17	30	147	0	0	21	1

RECEIVING	No.	Yds.	TD	Long
White, Squirrel	5	45	0	19
Nimrod, Chas	5	44	0	21
Castles, McCallan	2	21	0	12
Webb, Kaleb	1	17	0	17
Warren, Jacob	1	8	0	8
Milton III, Joe	1	6	0	6
Small, Jabari	1	4	0	4
Sampson, Dylan	1	2	0	2

PUNTING	No.	Yds.	Avg.	Long	I20	TB	50+
Ross, Jackson	6	240	40	47	0	0	0

FIELD GOALS	Att.	Made	Long	Kicks
Campbell, Charles	2	1	37	37G, 55WL

Key: G=Good, WL=Wide Left, WR=Wide Right, S=Short, B=Blocked

Georgia

RUSHING	Att.	Gain	Loss	Net	TD	Long	Avg.
Milton, Kendall	14	66	0	66	1	15	4.7
Edwards, Daijun	11	36	2	34	0	9	3.1
Smith, Arian	1	33	0	33	0	33	33.0
Paul, Andrew	6	17	1	16	0	5	2.7
Jones, Cash	1	8	0	8	0	8	8.0
Beck, Carson	4	13	8	5	0	8	1.3
Bell, Dillon	1	4	0	4	0	4	4.0
TEAM	1	0	3	-3	0	0	-3.0
Vandagriff, Brock	1	0	7	-7	0	0	-7.0

PASSING	Cmp.	Att.	Yds.	TD	Int.	Long	Sacks
Beck, Carson	24	30	298	3	0	34	0
Bell, Dillon	1	1	18	1	0	18	0
Vandagriff, Brock	0	0	0	0	0	0	1

RECEIVING	No.	Yds.	TD	Long
Rosemy-Jacksaint, Marcus	7	91	2	34
Bell, Dillon	5	90	1	24
Bowers, Brock	7	60	1	21
Meeks, Jackson	1	23	0	23
Thomas, Rara	1	18	0	18
Edwards, Daijun	2	15	0	10
Mews, Mekhi	1	10	0	10
Lovett, Dominic	1	9	0	9

PUNTING	No.	Yds.	Avg.	Long	I20	TB	50+
Thorson, Brett	2	88	44	47	1	0	0

FIELD GOALS	Att.	Made	Long	Kicks
Woodring, Peyton	1	1	42	42G

Key: G=Good, WL=Wide Left, WR=Wide Right, S=Short, B=Blocked

ALL RETURNS	Punts			Kickoffs			Interceptions		
	No.	Yds.	Lg.	No.	Yds.	Lg.	No.	Yds.	Lg.
Mews, Mekhi	2	8	6	0	0	0	0	0	0
Bell, Dillon	0	0	0	1	25	25	0	0	0

#18 Vols Start Fast But Fall To #1 Georgia

No. 18 Tennessee jumped out on top of No. 1 Georgia on **Jaylen Wright's** 75-yard touchdown run on the first play of the game, but the Bulldogs outscored the Vols 38-3 the rest of the way in a 38-10 final in a sold out Neyland Stadium. It marked the final CBS broadcast in Neyland Stadium. Tennessee saw its 14-game winning streak come to an end - its first loss in the venue since Georgia in 2021. The Bulldogs scored on four of their five possessions of the first half. UGA QB Carson Beck found Dillon Bell for a 9-yard TD connection at the 8:04 mark and then hooked up with tight end Brock Bowers for a 3-yard score with 1:31 left before the intermission. The Vols, though, put points on the board before time expired in the second period. After Tennessee moved 56 yards in a minute and a half, **Charles Campbell** came on to boot a 37-yard field goal to send his squad into the locker room trailing UGA, 24-10. The Vols were shutout in the second half. QB **Joe Milton III** finished 17-of-30 for 147 yards and saw his streak of consecutive games with a touchdown pass end at 14. That concluded as the third-longest streak in school history. Wright finished with 90 yards on nine carries. CB **Doneiko Slaughter** led the Vols with a career-high 11 tackles, including eight solo stops. LB **Aaron Beasley** added nine tackles, two tackles for loss and his third sack of the season.

	1st	2nd	3rd	4th	Final
Georgia	10	14	14	0	- 38
Tennessee	7	3	0	0	- 10

1st	14:49	UT	Wright, Jaylen 75 yd run (Campbell, Charles kick)
	10:01	UGA	Woodring, Peyton 42 yd field goal
	03:17	UGA	Rosemy-Jacksaint, M. 18 yd pass from Bell, Dillon (Woodring, Peyton kick)
2nd	08:04	UGA	Bell, Dillon 9 yd pass from Beck, Carson (Woodring, Peyton kick)
	01:31	UGA	Bowers, Brock 3 yd pass from Beck, Carson (Woodring, Peyton kick)
	00:00	UT	Campbell, Charles 37 yd field goal
3rd	09:24	UGA	Rosemy-Jacksaint, M. 8 yd pass from Beck, Carson (Woodring, Peyton kick)
	01:03	UGA	Milton, Kendall 15 yd run (Woodring, Peyton kick)

Team Stats

	UGA	UT
FIRST DOWNS	27	13
Rushing	10	6
Passing	16	7
Penalty	1	0
NET YARDS RUSHING	156	130
Rushing Attempts	40	25
Average Per Rush	3.9	5.2
Rushing Touchdowns	1	1
Rushing Yards Gained	177	147
Rushing Yards Lost	21	17
NET YARDS PASSING	316	147
Completions-Attempts-Interceptions	25-31-0	17-30-0
Average Per Attempt	10.2	4.9
Average Per Completion	12.6	8.6
Passing Touchdowns	4	0
TOTAL OFFENSE YARDS	472	277
Total Offensive Plays	71	55
Average Gain Per Play	6.6	5.0
Fumbles: Number-Lost	2-1	0-0
Penalties: Number-Yards	2-15	3-20
PUNTS-YARDS	2-88	6-240
Average Yards Per Punt	44.0	40.0
Net Yards Per Punt	44.0	38.7
Inside 20	1	0
50+ Yards	0	0
Touchbacks	0	0
Fair Catch	1	4
KICKOFFS-YARDS	7-455	2-123
Average Yards Per Kickoff	65.0	61.5
Net Yards Per Kickoff	40.0	36.5
Touchbacks	7	1
Fair Catch Yards	0	0
Punt returns: Number-Yards-TD	2-8-0	0-0-0
Average Per Return	4.0	0.0
Kickoff returns: Number-Yards-TD	1-25-0	0-0-0
Average Per Return	25.0	0.0
Interceptions: Number-Yards-TD	0-0-0	0-0-0
Fumble Returns: Number-Yards-TD	0-0-0	0-0-0
Miscellaneous Yards	0	0
Possession Time	40:58	19:02
Third-Down Conversions	9 of 13	2 of 11
Fourth-Down Conversions	0 of 1	1 of 2
Red-Zone Scores-Chances	5-5	1-2
Touchdowns	5-5	0-2
Field goals	0-5	1-2
Sacks By: Number-Yards	1-10	1-7
PAT Kicks	5-5	1-1
2Pts Conversions	0-0	0-0
Field Goals	1-1	1-2
Points off turnovers	0	0

2023 STATISTICS

OVERALL: 7-4

SEC: 3-4

HOME: 5-1

AWAY: 1-3

NEUTRAL: 1-0

SCHEDULE & RESULTS

Date	UT (rank)	Opponent	TV	Site	Time/Result	Att.	Top Rusher (A-Y-TD)	Top Passer (C-A-Y-TD)	Top Receiver (R-Y-TD)	Top Tackler
Sept. 2	12/10	vs. Virginia	ABC	Nashville	W, 49-13	69,507	J. Wright (12-115-0)	J. Milton (21-30-201-2)	R. Keyton (3-66-0)	E. Herring (5)
Sept. 9	9/9	Austin Peay	SECN+	Knoxville	W, 30-13	101,915	J. Wright (13-118-0)	J. Milton (21-33-228-2)	R. Keyton (5-52-1)	A. Beasley (9)
Sept. 16	11/9	at Florida*	ESPN	Gainesville	L, 29-16	90,751	J. Wright (16-63-0)	J. Milton (20-34-287-2)	B. McCoy (5-94-1)	A. Beasley (8)
Sept. 23	23/20	UTSA	SECN	Knoxville	W, 45-14	101,915	D. Sampson (11-139-2)	J. Milton (18-31-209-2)	R. Keyton (1-48-1)	A. Beasley (9)
Sept. 30	21/19	South Carolina*	SECN	Knoxville	W, 41-20	101,915	J. Wright (16-123-1)	J. Milton (21-32-239-1)	S. White (9-104-0)	E. Herring (6)
Oct. 14	19/17	RV/RV Texas A&M*	CBS	Knoxville	W, 20-13	101,915	J. Wright (19-136-0)	J. Milton (11-22-100-1)	C. Nimrod (4-31-0)	Beasley/Herring (5)
Oct. 21	17/15	at #11/8 Alabama*	CBS	Tuscaloosa	L, 34-20	100,077	J. Milton (15-59-0)	J. Milton (28-41-271-2)	S. White (10-111-1)	T. McDonald (10)
Oct. 28	21/20	at RV/RV Kentucky*	ESPN	Lexington	W, 33-27	61,665	J. Wright (11-120-1)	J. Milton (18-21-228-1)	D. Thornton (3-63-0)	W. Walker (9)
Nov. 4	17/19/16	UConn (HC)	SECN	Knoxville	W, 59-3	101,915	J. Wright (8-113-1)	J. Milton (11-14-254-2)	S. White (2-94-1)	E. Herring (8)
Nov. 11	13/14/12	at 14/16/15 Missouri*	CBS	Columbia	L, 36-7	62,621	J. Milton (10-36-0)	J. Milton (22-34-267-1)	R. Keyton (4-57-0)	W. Walker (9)
Nov. 18	18/21/19	#1/1/1 Georgia*	CBS	Knoxville	L, 38-10	101,915	J. Wright (9-90-1)	J. Milton (17-30-147-0)	S. White (5-45-0)	D. Slaughter (11)
Nov. 25	-/25/23	Vanderbilt*	SECN	Knoxville	3:30 ET					

Rankings listed (CFP/AP/Coaches) *SEC Game

TEAM STATS

	UT	OPP
Scoring	330	240
Points per game	30.0	21.8
Points Off Turnovers	44	31
First Downs	228	211
Rushing	112	72
Passing	109	113
Penalty	7	26
Rushing Yardage	2263	1287
Yards gained rushing	2447	1640
Yards lost rushing	184	353
Rushing attempts	403	397
Average per rush	5.6	3.2
Average per game	205.7	117.0
TDs Rushing	18	12
Passing Yardage	2562	2591
Comp-Att-Int	219-343-5	240-357-10
Average per pass	7.5	7.3
Average per catch	11.7	10.8
Average per game	232.9	235.5
TDs Passing	17	13
Total offense	4825	3878
Total plays	746	754
Average per play	6.5	5.1
Average per game	438.6	352.5
Kick returns: #-Yards	12-219	9-199
Punt returns: #-Yards	14-224	6-9
Int returns: #-Yards	10-187	5-109
Kick return average	18.3	22.1
Punt return average	16.0	1.5
Int return average	18.7	21.8
Fumbles-Lost	13-6	10-5
Penalties-Yards	88-745	57-399
Average per game	67.7	36.3
Punts-Yards	45-1934	49-2004
Average per punt	43.0	40.9
Net punt average	41.4	35.6
Kickoffs-Yards	67-4176	55-3522
Average per kick	62.3	64.0
Net kick average	39.1	41.0
Time of possession / game	23:53	35:41
3rd-down conversion	64/150	67/170
3rd-down pct	43%	39%
4rd-down conversion	5/16	5/22
4rd-down pct	31%	23%
Sacks by-Yards	34-220	17-115
Misc Yards	0	0
Touchdowns scored	40	27
Field goals - attempts	17-21	18-22
On-Side Kicks	0-0	0-0
Red-zone scores	(36-44) 82%	(32-37) 86%
Red-zone touchdowns	(21-44) 48%	(20-37) 54%
PAT-attempts	(39-39) 100%	(24-25) 96%
2-point conversion-attempts	(0-1) 0%	(0-2) 0%
Attendance	611490	315114
Games / Avg per game	6/101915	4/78779
Neutral site games	-	1/69507

Score by Periods

Team	1st	2nd	3rd	4th	OT	TOT
Tennessee	96	102	65	67	0	330
Opponents	39	80	78	43	0	240

INDIVIDUAL OFFENSIVE STATS

Rushing

Player	gp	att	gain	loss	net	avg	td	lg	avg/g
Jaylen Wright	11	126	957	19	938	7.4	4	82	85.3
Jabari Small	10	91	447	2	445	4.9	2	40	44.5
Dylan Sampson	10	76	445	11	434	5.7	7	44	43.4
Joe Milton III	11	73	419	131	288	3.9	5	81	26.2
Cameron Seldon	11	12	51	0	51	4.3	0	11	4.6
Patrick Wilk	1	2	33	0	33	16.5	0	17	33.0
Nico Iamaleava	3	3	33	4	29	9.7	0	25	9.7
Hunter Barnes	1	4	17	0	17	4.3	0	7	17.0
Navy Shuler	1	2	15	0	15	7.5	0	15	15.0
Khalifa Keith	10	7	15	1	14	2.0	0	6	1.4
Squirrel White	11	2	13	0	13	6.5	0	8	1.2
Bru McCoy	5	1	2	0	2	2.0	0	2	0.4
Gaston Moore	2	1	0	3	-3	-3.0	0	0	-1.5
Team	11	3	0	13	-13	-4.3	0	0	-1.2
Total	11	403	2447	184	2263	5.6	18	82	205.7
Opponents	11	397	1640	353	1287	3.2	12	75	117.0

Passing

Player	gp	effic	comp-att-int	pct	yds	td	lg	avg/g
Joe Milton III	11	141.4	207-321-5	64.5	2430	16	83	220.9
Nico Iamaleava	3	131.8	7-14-0	50.0	97	1	28	32.3
Gaston Moore	2	100.3	4-7-0	57.1	36	0	19	18.0
Navy Shuler	1	91.6	1-1-0	100.0	-1	0	0	-1.0
Total	11	140.0	219-343-5	63.8	2562	17	83	232.9
Opponents	11	134.6	240-357-10	67.2	2591	13	52	235.5

Receiving

Player	gp	no.	yds	avg	td	lg	avg/g
Squirrel White	11	54	654	12.1	2	83	59.5
Ramel Keyton	11	28	469	16.8	4	60	42.6
Jaylen Wright	11	21	132	6.3	0	20	12.0
McCallan Castles	11	18	218	12.1	3	43	19.8
Bru McCoy	5	17	217	12.8	1	55	43.4
Dylan Sampson	10	17	175	10.3	1	37	17.5
Dont'e Thornton Jr.	9	13	224	17.2	1	47	24.9
Chas Nimrod	11	13	141	10.8	1	39	12.8
Jacob Warren	11	12	100	8.3	3	14	9.1
Kaleb Webb	11	11	126	11.5	1	28	11.5
Jabari Small	10	7	40	5.7	0	14	4.0
Charlie Browder	1	2	10	5.0	0	8	10.0
Ethan Davis	2	2	33	16.5	0	19	16.5
Joe Milton III	11	1	6	6.0	0	6	0.5
Dee Williams	11	1	11	11.0	0	11	1.0
Nathan Roberts	1	1	-1	-1.0	0	0	-1.0
Dayton Sneed	2	1	7	7.0	0	7	3.5
Total	11	219	2562	11.7	17	83	232.9
Opponents	11	240	2591	10.8	13	52	235.5

2023 STATISTICS

INDIVIDUAL OFFENSIVE/SPECIAL TEAMS STATISTICS

Field Goals

Player	fg	pct.	01-19	20-29	30-39	40-49	50-99	lg	blk
Charles Campbell	16-20	80.0	0-0	7-7	6-6	3-4	0-3	49	0
Josh Turbyville	1-1	100.0	0-0	0-0	1-1	0-0	0-0	33	0
Opponents	18-22	81.8	0-0	6-7	4-4	7-8	1-3	50	1

Scoring

Player	td	fg	PAT						pts
			kick	rush	rcv	pass	dxp	saf	
Charles Campbell	-	16-20	38-38	-	-	-	-	-	86
Dylan Sampson	8	-	-	-	-	-	-	-	48
Joe Milton III	5	-	-	-	-	-	-	-	30
Ramel Keyton	4	-	-	-	-	-	-	-	24
Jaylen Wright	4	-	-	-	-	-	-	-	24
McCallan Castles	3	-	-	-	-	-	-	-	18
Jacob Warren	3	-	-	-	-	-	-	-	18
Jabari Small	2	-	-	-	-	-	-	-	12
Squirrel White	2	-	-	-	-	-	-	-	12
Bru McCoy	1	-	-	-	-	-	-	-	6
Aaron Beasley	1	-	-	-	-	-	-	-	6
Jaylen McCollough	1	-	-	-	-	-	-	-	6
Tyler Baron	1	-	-	-	-	-	-	-	6
Dont'e Thornton Jr.	1	-	-	-	-	-	-	-	6
Kamal Hadden	1	-	-	-	-	-	-	-	6
Dee Williams	1	-	-	-	-	-	-	-	6
Chas Nimrod	1	-	-	-	-	-	-	-	6
Kaleb Webb	1	-	-	-	-	-	-	-	6
Josh Turbyville	-	1-1	1-1	-	-	-	-	-	4
Total	40	17-21	39-39	0	0	0	0	0	330
Opponents	27	18-22	24-25	0	0	0	0	0	240

Score by Periods

Team	1st	2nd	3rd	4th	OT	TOT
Tennessee	96	102	65	67	0	330
Opponents	39	80	78	43	0	240

Punt Returns

Player	no.	yds	avg	td	lg
Dee Williams	14	224	16.0	1	55
Total	14	224	16.0	1	55
Opponents	6	9	1.5	0	6

Interceptions

Player	no.	yds	avg	td	lg
Jaylen McCollough	3	66	22.0	1	36
Kamal Hadden	3	33	11.0	1	28
Aaron Beasley	1	39	39.0	1	39
Warren Burrell	1	13	13.0	0	13
Tamarion McDonald	1	0	0.0	0	0
Gabe Jeudy-Lally	1	36	36.0	0	36
Total	10	187	18.7	3	39
Opponents	5	109	21.8	1	39

Kick Returns

Player	no.	yds	avg	td	lg
Dee Williams	9	183	20.3	0	34
Cameron Seldon	3	36	12.0	0	21
Total	12	219	18.3	0	34
Opponents	9	199	22.1	0	30

Fumble Returns

Player	no.	yds	avg	td	lg
Tyler Baron	1	24	24.0	1	24
Aaron Beasley	1	0	0.0	0	0
Warren Burrell	1	0	0.0	0	0
Austin Lewis	1	0	0.0	0	0
Omarr Norman-Lott	1	0	0.0	0	0
Total	5	24	4.8	1	24
Opponents	6	24	4.0	1	24

Punting

Player	no.	yds	avg	lg	tb	fc	i20	50+	blk
Jackson Ross	45	1934	43.0	71	3	22	17	9	0
Total	45	1934	43.0	71	3	22	17	9	0
Opponents	49	2004	40.9	62	1	12	12	7	1

Punt Returns

Player	no.	yds	avg	td	lg
Dee Williams	14	224	16.0	1	55
Total	14	224	16.0	1	55
Opponents	6	9	1.5	0	6

Kick Returns

Player	no.	yds	avg	td	lg
Dee Williams	9	183	20.3	0	34
Cameron Seldon	3	36	12.0	0	21
Total	12	219	18.3	0	34
Opponents	9	199	22.1	0	30

All Purpose

Player	g	rush	rcv	pr	kr	ir	total	avg/g
Jaylen Wright	11	938	132	0	0	0	1070	97.3
Squirrel White	11	13	654	0	0	0	667	60.6
Dylan Sampson	10	434	175	0	0	0	609	60.9
Jabari Small	10	445	40	0	0	0	485	48.5
Ramel Keyton	11	0	469	0	0	0	469	42.6
Dee Williams	11	0	11	224	183	0	418	38.0
Joe Milton III	11	288	6	0	0	0	294	26.7
Dont'e Thornton Jr.	9	0	224	0	0	0	224	24.9
Bru McCoy	5	2	217	0	0	0	219	43.8
McCallan Castles	11	0	218	0	0	0	218	19.8
Chas Nimrod	11	0	141	0	0	0	141	12.8
Kaleb Webb	11	0	126	0	0	0	126	11.5
Jacob Warren	11	0	100	0	0	0	100	9.1
Cameron Seldon	11	51	0	0	36	0	87	7.9
Jaylen McCollough	11	0	0	0	0	66	66	6.0
Aaron Beasley	11	0	0	0	0	39	39	3.5
Gabe Jeudy-Lally	11	0	0	0	0	36	36	3.3
Kamal Hadden	7	0	0	0	0	33	33	4.7
Patrick Wilk	1	33	0	0	0	0	33	33.0
Ethan Davis	2	0	33	0	0	0	33	16.5
Nico Iamaleava	3	29	0	0	0	0	29	9.7
Hunter Barnes	1	17	0	0	0	0	17	17.0
Navy Shuler	1	15	0	0	0	0	15	15.0
Khalifa Keith	10	14	0	0	0	0	14	1.4
Warren Burrell	9	0	0	0	0	13	13	1.4
Charlie Browder	1	0	10	0	0	0	10	10.0
Dayton Sneed	2	0	7	0	0	0	7	3.5
Nathan Roberts	1	0	-1	0	0	0	-1	-1.0
Gaston Moore	2	-3	0	0	0	0	-3	-1.5
Total	11	2263	2562	224	219	187	5455	495.9
Opponents	11	1287	2591	9	199	109	4195	381.4

Total Offense

Player	g	plays	rush	pass	total	avg/g
Joe Milton III	11	394	288	2430	2718	247.1
Jaylen Wright	11	126	938	0	938	85.3
Jabari Small	10	91	445	0	445	44.5
Dylan Sampson	10	76	434	0	434	43.4
Nico Iamaleava	3	17	29	97	126	42.0
Cameron Seldon	11	12	51	0	51	4.6
Gaston Moore	2	8	-3	36	33	16.5
Patrick Wilk	1	2	33	0	33	33.0
Hunter Barnes	1	4	17	0	17	17.0
Navy Shuler	1	3	15	-1	14	14.0
Khalifa Keith	10	7	14	0	14	1.4
Squirrel White	11	2	13	0	13	1.2
Bru McCoy	5	1	2	0	2	0.4
Total	11	746	2263	2562	4825	438.6
Opponents	11	754	1287	2591	3878	352.5

2023 STATISTICS

INDIVIDUAL DEFENSIVE STATISTICS

##	Player	gp	Tackles				Sacks	Pass defense			Fumbles	blkd		
			ua	a	tot	tfl/yds	no-yds	int-yds	brup	qbh	fr-yds	ff	kick	saf
44	Elijah Herring	11	27	44	71	2.5-6	.	.	.	1
6	Aaron Beasley	11	34	29	63	11.5-42	3-26	1-39	3	1	1-0	.	.	.
13	Wesley Walker	10	33	20	53	3.5-18	1-8	.	2	1	.	1	.	.
2	Jaylen McCollough	11	28	20	48	2.5-7	.	3-66	3
12	Tamarion McDonald	10	23	17	40	3.5-12	1-9	1-0	4	1
1	Gabe Jeudy-Lally	11	21	12	33	4-22	1-14	1-36	4	.	.	1	.	.
0	Doneiko Slaughter	9	26	6	32	1-9	1-9
9	Tyler Baron	11	15	12	27	9.5-36	5-26	.	2	5	1-24	.	.	.
21	Omari Thomas	10	13	14	27	4.5-15	1-3	.	.	1	.	.	1	.
55	Omarr Norman-Lott	10	15	11	26	6-33	5.5-33	.	.	1	1-0	.	.	.
20	Bryson Eason	11	8	17	25	4.5-14	1-7	.	1	4	.	.	1	.
22	Jeremiah Telander	11	9	15	24	1.5-3
99	Kurott Garland	11	13	9	22	3.5-8	2-7	.	.	1
27	James Pearce Jr.	11	13	8	21	11.5-58	8-49	.	1	13	.	1	.	.
30	Roman Harrison	10	11	8	19	0.5-1	.	.	.	3
5	Kamal Hadden	7	13	6	19	.	.	3-33	8	1
40	Kalib Perry	11	5	12	17
7	Arion Carter	8	8	9	17	1-4	.	.	1
25	Jourdan Thomas	11	5	10	15	1-4	1	.
10	Elijah Simmons	7	6	8	14	2-3	.	.	1
19	Joshua Josephs	10	10	4	14	4-22	3-18	.	1	2
17	Andre Turrentine	9	8	5	13	2.5-3	.	.	.	1
53	Daevin Hobbs	8	5	7	12	0.5-1
42	Tyre West	11	4	7	11	0.5-1
90	Dominic Bailey	11	4	6	10	0.5-4	0.5-4
35	Will Brooks	8	9	1	10	.	.	.	1
8	Brandon Turnage	11	6	3	9	.	.	.	1
4	Warren Burrell	9	4	2	6	.	.	1-13	.	.	1-0	.	.	.
18	Rickey Gibson III	11	3	2	5	1-3	.	.	1
11	Keenan Pili	1	2	2	4
97	Jayson Jenkins	4	3	1	4	1-1
96	Austin Lewis	4	2	1	3	1-3	1-0	.	.	.
57	Ben Bolton	11	1	2	3
31	Caleb Herring	9	1	2	3	1-7	1-7	1	.	.
47	Matthew Salansky	11	1	1	2
36	William Wright	9	2	.	2
3	Dee Williams	11	2	.	2
39	Jalen Smith	3	1	1	2
66	Dayne Davis	11	1	.	1
76	Javontez Spraggins	11	1	.	1
70	Andrej Karic	5	1	.	1
28	De'Shawn Rucker	4	1	.	1
94	Josh Turbyville	11	1	.	1
15	Cristian Conyer	8	1	.	1
23	Cameron Seldon	11	1	.	1
24	Jordan Matthews	3	1	.	1
33	John Slaughter	11	1	.	1
Totals		11	403	334	737	86-340	34-220	10-187	34	36	5-24	4	3	0
Opponents		11	403	330	733	47-173	17-115	5-109	37	25	6-24	8	0	0

2023 STATISTICS

TEAM GAME-BY-GAME COMPARISON

Opponent	Score	First Downs				Rushing Number-Yards	Passing		Total Offense Plays-Yards	Return Yards	Turn- Overs
		Total	Rush	Pass	Pen		Comp-Att-Int	Yards			
Virginia	49-13	29 / 12	18 / 6	11 / 5	0 / 1	52-287 / 40-95	23-33-0 / 11-24-0	212 / 106	85-499 / 64-201	139 / 21	1 / 0
Austin Peay	30-13	17 / 19	9 / 7	7 / 8	1 / 4	32-228 / 34-79	21-33-0 / 29-41-1	228 / 260	65-456 / 75-339	59 / -1	1 / 2
Florida	16-29	17 / 22	6 / 8	11 / 11	0 / 3	30-100 / 43-183	20-34-1 / 19-24-0	287 / 166	64-387 / 67-349	0 / 45	1 / 0
UTSA	45-14	21 / 16	8 / 5	12 / 11	1 / 0	33-303 / 40-88	18-33-0 / 30-41-2	209 / 231	66-512 / 81-319	51 / 0	1 / 3
South Carolina	41-20	24 / 11	13 / 5	11 / 5	0 / 1	40-238 / 27-132	21-32-2 / 25-36-1	239 / 201	72-477 / 63-333	73 / 36	2 / 1
Texas A&M	20-13	20 / 17	10 / 4	7 / 9	3 / 4	49-232 / 28-54	11-22-1 / 16-34-2	100 / 223	71-332 / 62-277	99 / 39	1 / 2
Alabama	20-34	22 / 20	10 / 7	12 / 10	0 / 3	38-133 / 42-138	28-41-0 / 14-21-1	271 / 220	79-404 / 63-358	5 / 38	1 / 2
Kentucky	33-27	24 / 24	14 / 2	9 / 20	1 / 2	47-254 / 24-72	17-20-0 / 28-39-0	227 / 372	67-481 / 63-444	0 / 30	0 / 0
UConn	59-3	26 / 17	12 / 4	14 / 8	0 / 5	34-275 / 28-35	21-31-0 / 25-42-2	375 / 221	65-650 / 70-256	156 / 62	0 / 3
Missouri	7-36	15 / 26	6 / 14	8 / 10	1 / 2	23-83 / 51-255	22-34-1 / 18-24-1	267 / 275	57-350 / 75-530	72 / 38	3 / 1
Georgia	10-38	13 / 27	6 / 10	7 / 16	0 / 1	25-130 / 40-156	17-30-0 / 25-31-0	147 / 316	55-277 / 71-472	0 / 33	0 / 1
Totals	330-240	228 / 211	112 / 72	109 / 113	7 / 26	403-2263 / 397-1287	219-343-5 / 240-357-10	2562 / 2591	746-4825 / 754-3878	654 / 341	11 / 15

Opponents	3rd Down Conversion	4th Down Conversion	Time of Possession	TOP Margin	Avg Yds/Rush	Avg Yds/Pass	Avg Yds/Play	Punting Number-Avg	Penalties Number-Yards	Sacks
Virginia	5-13 / 5-18	2-3 / 0-1	22:25 / 32:54	-10:29	5.5 / 2.4	6.4 / 4.4	5.9 / 3.1	5-35.8 / 9-44.2	4-35.0 / 2-10.0	4 / 1
Austin Peay	3-12 / 5-18	0-1 / 2-5	20:44 / 39:16	-18:32	7.1 / 2.3	6.9 / 6.3	7.0 / 4.5	4-43.0 / 4-40.3	10-88.0 / 9-75.0	7 / 1
Florida	8-15 / 7-14	0-3 / 0-1	22:32 / 37:28	-14:56	3.3 / 4.3	8.4 / 6.9	6.0 / 5.2	3-40.0 / 3-35.7	10-79.0 / 5-30.0	1 / 1
UTSA	6-14 / 8-19	0-0 / 1-3	22:48 / 37:12	-14:24	9.2 / 2.2	6.3 / 5.6	7.8 / 3.9	6-44.3 / 7-35.7	5-40.0 / 5-40.0	4 / 2
South Carolina	7-15 / 2-15	1-1 / 2-5	29:45 / 30:15	-00:30	6.0 / 4.9	7.5 / 5.6	6.6 / 5.3	3-49.0 / 5-45.8	7-58.0 / 5-35.0	6 / 1
Texas A&M	7-15 / 5-15	0-2 / 0-2	29:12 / 30:48	-01:36	4.7 / 1.9	4.5 / 6.6	4.7 / 4.5	3-40.0 / 4-32.0	12-115.0 / 11-90.0	2 / 3
Alabama	8-18 / 5-13	0-3 / 0-0	27:41 / 32:19	-04:38	3.5 / 3.3	6.6 / 10.5	5.1 / 5.7	5-53.2 / 5-43.6	8-55.0 / 1-5.0	4 / 3
Kentucky	5-12 / 5-11	0-0 / 0-2	26:56 / 33:04	-06:08	5.4 / 3.0	11.4 / 9.5	7.2 / 7.0	2-39.5 / 1-36.0	9-70.0 / 4-21.0	1 / 2
UConn	8-12 / 5-17	1-1 / 0-2	21:36 / 38:24	-16:48	8.1 / 1.3	12.1 / 5.3	10.0 / 3.7	2-41.5 / 6-45.7	11-90.0 / 6-28.0	1 / 1
Missouri	5-13 / 11-17	0-0 / 0-0	20:04 / 39:56	-19:52	3.6 / 5.0	7.9 / 11.5	6.1 / 7.1	6-43.7 / 3-38.3	9-95.0 / 7-50.0	3 / 1
Georgia	2-11 / 9-13	1-2 / 0-1	19:02 / 40:58	-21:56	5.2 / 3.9	4.9 / 10.2	5.0 / 6.6	6-40.0 / 2-44.0	3-20.0 / 2-15.0	1 / 1
Totals	64-150 / 67-170	5-16 / 5-22	262:45 / 392:34	-129:49	5.6 / 3.2	7.5 / 7.3	6.5 / 5.1	45-43.0 / 49-40.9	88-745.0 / 57-399.0	34 / 17

TURNOVERS

TENNESSEE GIVEAWAY/TAKEAWAY

Game	Giveaway			Takeaway			Dif.
	Fum	Int	Tot	Fum	Int	Tot	
vs. Virginia	1	0	1	0	0	0	-1
Austin Peay	1	0	1	1	1	2	+1
at Florida	0	1	1	0	0	0	-1
UTSA	1	0	1	1	2	3	+2
South Carolina	0	2	2	0	1	1	-1
Texas A&M	0	1	1	0	2	2	+1
at Alabama	1	0	1	1	1	2	+1
at Kentucky	0	0	0	0	0	0	-
UConn	0	0	0	1	2	3	+3
at Missouri	2	1	3	0	1	1	-2
Georgia	0	0	0	1	0	1	+1
TOTAL	6	5	11	5	10	15	+4

INTERCEPTIONS

Name	No.	Yds	Avg	TD	Long
vs. Virginia	0	0	0.0	0	-
Austin Peay	1	0	0.0	0	0
at Florida	0	0	0.0	0	-
UTSA	2	13	6.5	0	13
South Carolina	1	28	28.0	1	28
Texas A&M	2	41	20.5	0	36
at Alabama	1	0	0.0	0	-
at Kentucky	0	0	0.0	0	-
UConn	2	69	34.5	2	39
at Missouri	1	36	36.0	0	36
Georgia	0	0	0.0	0	-
TOTAL	10	187	18.7	3	39

FUMBLES

Name	No.-Lost
Joe Milton	5-2
Ramel Keyton	1-1
Dylan Sampson	1-0
Cameron Seldon	1-1
Jabari Small	1-0
Dee Williams	2-1
Jaylen Wright	1-1
TOTAL	12-5

OPENING DRIVES

OPENING OFFENSIVE SERIES

Game	1st Half	2nd Half
vs. Virginia	TOUCHDOWN	TOUCHDOWN
Austin Peay	Punt	TOUCHDOWN
at Florida	TOUCHDOWN	FIELD GOAL
UTSA	TOUCHDOWN	Punt
South Carolina	TOUCHDOWN	TOUCHDOWN
Texas A&M	Punt	Downs
at Alabama	TOUCHDOWN	Punt
at Kentucky	TOUCHDOWN	Punt
UConn	TOUCHDOWN	TOUCHDOWN
at Missouri	Punt	Punt
Georgia	TOUCHDOWN	Punt

OPENING DEFENSIVE SERIES

Game	1st Half	2nd Half
vs. Virginia	Punt	Punt
Austin Peay	FIELD GOAL	Punt
at Florida	Blocked FG	Punt
UTSA	Punt	TOUCHDOWN
South Carolina	Punt	TOUCHDOWN
Texas A&M	TOUCHDOWN	Punt
at Alabama	Punt	TOUCHDOWN
at Kentucky	Punt	Downs
UConn	Punt	Interception
at Missouri	Interception	TOUCHDOWN
Georgia	FIELD GOAL	Punt

UNIFORMS

TENNESSEE UNIFORM COMBOS

Game	Helmet	Jersey	Pants
vs. Virginia	White	Orange	White
Austin Peay	Smokey Grey	Smokey Grey	Smokey Grey
at Florida	White	White	White
UTSA	White	Orange	Orange
South Carolina	Black	Black	Black
at Alabama	White	White	White
at Kentucky	White	White	White
UConn	White	Orange	White
at Missouri	White	White	Orange
Georgia	White	Orange	White

PREGAME

COIN FLIPS

Game	Flip Outcome
vs. Virginia	UVA Won & Deferred to 2nd Half
Austin Peay	UT Won & Deferred to 2nd Half
at Florida	UT Won & Deferred to 2nd Half
UTSA	UTSA Won & Deferred to 2nd Half
South Carolina	SC Won & Elected to Receive
Texas A&M	A&M Won & Deferred to 2nd Half
at Alabama	Alabama Won & Deferred to 2nd Half
at Kentucky	UT Won & Deferred to 2nd Half
UConn	UConn Won & Deferred to 2nd Half
at Missouri	UT Won & Deferred to 2nd Half
Georgia	UGA Won & Deferred to 2nd Half

TENNESSEE CAPTAINS

Game	Name(s)
vs. Virginia	Aaron Beasley, Jabari Small, Omari Thomas, Jacob Warren
Austin Peay	Jaylen McCollough, Bru McCoy, Keenan Pili, Matthew Salansky
at Florida	Aaron Beasley, John Campbell Jr., Matthew Salansky, Omari Thomas
UTSA	Aaron Beasley, Bru McCoy, Matthew Salansky, Omari Thomas
South Carolina	Jaylen McCollough, Bru McCoy, Matthew Salansky, Jacob Warren
Texas A&M	Aaron Beasley, Charles Campbell, Cooper Mays, Matthew Salansky
at Alabama	Aaron Beasley, Dylan Sampson, Omari Thomas, Dee Williams
at Kentucky	Cooper Mays, Jaylen McCollough, Matthew Salansky, Omari Thomas
UConn	Aaron Beasley, Charles Campbell, Matthew Salansky, Jaylen Wright
at Missouri	Jaylen McCollough, Matthew Salansky, Jacob Warren
Georgia	Aaron Beasley, Kurott Garland, Matthew Salansky, Jacob Warren

2023 STATISTICS

STARTING LINEUPS

Offense	TE	LT	LG	C	RG	RT	WR	WR	QB	TB	RB/FB/TE	WR
vs. Virginia	J. Warren	J. Campbell	A. Karic	O. Lane	J. Spraggins	J. Crawford	B. McCoy	S. White	J. Milton	J. Wright	--	R. Keyton
Austin Peay	J. Warren	J. Campbell	A. Karic	O. Lane	J. Spraggins	J. Crawford	B. McCoy	S. White	J. Milton	J. Wright	--	R. Keyton
at Florida	J. Warren	J. Campbell	A. Karic	O. Lane	J. Spraggins	J. Crawford	B. McCoy	S. White	J. Milton	J. Wright	--	R. Keyton
UTSA	J. Warren	J. Campbell	A. Karic	O. Lane	J. Spraggins	J. Crawford	B. McCoy	S. White	J. Milton	J. Wright	--	R. Keyton
South Carolina	J. Warren	J. Campbell	O. Lane	C. Mays	J. Spraggins	G. Mincey	B. McCoy	S. White	J. Milton	J. Wright	--	R. Keyton
Texas A&M	J. Warren	J. Campbell	O. Lane	C. Mays	J. Spraggins	G. Mincey	C. Nimrod	S. White	J. Milton	J. Wright	--	R. Keyton
at Alabama	J. Warren	J. Campbell	O. Lane	C. Mays	J. Spraggins	G. Mincey	C. Nimrod	S. White	J. Milton	J. Wright	--	R. Keyton
at Kentucky	J. Warren	J. Campbell	O. Lane	C. Mays	J. Spraggins	G. Mincey	D. Thornton	S. White	J. Milton	J. Wright	--	R. Keyton
UConn	J. Warren	J. Crawford	O. Lane	C. Mays	J. Spraggins	G. Mincey	D. Thornton	S. White	J. Milton	J. Wright	--	R. Keyton
at Missouri	J. Warren	J. Campbell	O. Lane	C. Mays	J. Spraggins	G. Mincey	D. Thornton	S. White	J. Milton	J. Wright	--	R. Keyton
Georgia	J. Warren	J. Crawford	O. Lane	C. Mays	J. Spraggins	D. Davis	C. Nimrod	S. White	J. Milton	J. Wright	--	R. Keyton

Defense	LEO	DT	DT	DE	MLB	WLB	STAR	CB	S	S	CB
vs. Virginia	R. Harrison	O. Thomas	Ku. Garland	D. Bailey	K. Pili	A. Beasley	T. McDonald	K. Hadden	W. Walker	J. McCollough	D. Slaughter
Austin Peay	R. Harrison	O. Thomas	O. Norman-Lott	T. Baron	E. Herring	A. Beasley	T. McDonald	K. Hadden	W. Walker	J. McCollough	D. Slaughter
at Florida	R. Harrison	O. Thomas	O. Norman-Lott	T. Baron	E. Herring	A. Beasley	T. McDonald	K. Hadden	W. Walker	J. McCollough	G. Jeudy-Lally
UTSA	R. Harrison	O. Thomas	B. Eason	T. Baron	E. Herring	A. Beasley	T. McDonald	K. Hadden	W. Walker	J. McCollough	G. Jeudy-Lally
South Carolina	R. Harrison	O. Thomas	B. Eason	T. Baron	E. Herring	A. Beasley	T. McDonald	K. Hadden	W. Walker	J. McCollough	G. Jeudy-Lally
Texas A&M	R. Harrison	O. Thomas	B. Eason	T. Baron	E. Herring	A. Beasley	T. McDonald	K. Hadden	W. Walker	J. McCollough	G. Jeudy-Lally
at Alabama	R. Harrison	O. Thomas	B. Eason	T. Baron	E. Herring	A. Beasley	T. McDonald	K. Hadden	W. Walker	J. McCollough	G. Jeudy-Lally
at Kentucky	R. Harrison	O. Thomas	B. Eason	T. Baron	E. Herring	A. Beasley	T. McDonald	D. Slaughter	W. Walker	J. McCollough	G. Jeudy-Lally
UConn	R. Harrison	Ku. Garland	B. Eason	T. Baron	E. Herring	A. Beasley	T. McDonald	D. Slaughter	W. Walker	J. McCollough	G. Jeudy-Lally
at Missouri	J. Pearce	Ku. Garland	B. Eason	T. Baron	E. Herring	A. Beasley	T. McDonald	D. Slaughter	W. Walker	J. McCollough	G. Jeudy-Lally
Georgia	R. Harrison	O. Thomas	Ku. Garland	T. Baron	E. Herring	A. Beasley	J. Thomas	D. Slaughter	A. Turrentine	J. McCollough	G. Jeudy-Lally

STARTING EXPERIENCE

OFFENSE	'19	'20	'21	'22	'23	Tot	Strk	DEFENSE	'19	'20	'21	'22	'23	Tot	Strk
John Campbell Jr., OL	2*	4*	.	12*	9	27	.	Dominic Bailey, DL	1	1	.
McCallan Castles, TE	1*	5*	12*	11*	.	29	.	Tyler Baron, DL	.	.	5	3	10	18	10
Jeremiah Crawford, OL	.	.	.	6	6	12	1	Aaron Beasley, LB	.	.	11	10	11	32	14
Dayne Davis, OL	.	.	3	.	1	4	1	Warren Burrell, DB	4	4	12	2	.	22	.
Andrej Karic, OL	.	1*	1*	3*	4	9	.	Christian Charles, DB	.	.	1	6	.	7	.
Ramel Keyton, WR	.	3	1	7	11	22	13	Bryson Eason, DL	.	.	.	1	7	8	.
Ollie Lane, OL	.	.	5	.	11	16	11	Kurott Garland, DL	4	2	2	5	4	17	3
Cooper Mays, OL	.	2	8	13	7	30	7	Kamal Hadden, DB	.	.	2	6	7	15	.
Bru McCoy, WR	.	3*	.	12	5	20	.	Roman Harrison, DL	.	.	1	.	10	11	1
Joe Milton III, QB	.	5*	2	2	11	20	13	Elijah Herring, LB	10	10	10
Gerald Mincey, OL	.	.	.	7	6	13	.	Gabe Jeudy-Lally, DB	.	3*	10*	10*	9	32	9
Chas Nimrod, WR	3	3	1	Jaylen McCollough, DB	6	8	13	11	11	49	17
Jabari Small, RB	.	.	11	13	.	24	.	Tamarion McDonald, DB	.	1	.	13	10	24	.
Javontez Spraggins, OL	.	1	12	13	11	37	25	Omarr Norman-Lott, DL	.	.	1*	2*	2	5	.
Dont'e Thornton Jr., WR	.	.	2*	3*	3	8	.	James Pearce Jr., DL	1	1	.
Jacob Warren, TE	.	5	6	9	11	31	15	Keenan Pili, LB	1*	8*	3*	12*	1	25	.
Squirrel White, WR	.	.	.	2	11	13	13	De'Shawn Rucker, DB	.	.	.	2	.	2	.
Jaylen Wright, RB	11	11	11	Elijah Simmons, DL	.	2	4	.	.	6	.

* Starts were recorded while playing for another school

Doneiko Slaughter, DB	.	1	.	7	6	14	4
Jourdan Thomas, DB	1	1	1
Omari Thomas, DL	.	.	6	13	9	28	1
Brandon Turnage, DB	.	.	1	5	.	6	.
Andre Turrentine, DB	1	1	1
Wesley Walker, DB	.	5*	8*	2	10	25	.

* Starts were recorded while playing for another school

2023 STATISTICS

EXPLOSIVE PLAYS (20+ YARDS)

20-YARD PLUS PLAYS
BY TENNESSEE (56)

OFFENSE (43)

Yards	Type	Player(s)	Opp.
*83	Pass	Milton to White	UConn
*82	Rush	Jaylen Wright	UConn
*81	Rush	Joe Milton III	UTSA
*75	Rush	Jaylen Wright	UGA
*60	Pass	Milton to Keyton	UConn
*55	Pass	Milton to McCoy	UF
*52	Rush	Jaylen Wright	UK
50	Pass	Milton to White	SC
*48	Pass	Milton to Keyton	UTSA
47	Pass	Milton to Thornton	UK
*46	Pass	Milton to Thornton	MIZ
44	Rush	Dylan Sampson	UTSA
43	Pass	Milton to Thornton	UF
*43	Pass	Milton to Castles	APSU
*42	Rush	Jaylen Wright	SC
*41	Rush	Dylan Sampson	UTSA
41	Pass	Milton to White	UF
41	Pass	Milton to Keyton	UVA
40	Rush	Jabari Small	UTSA
*39	Pass	Milton to Nimrod	UK
*39	Pass	Milton to White	UA
38	Rush	Jabari Small	APSU
37	Pass	Milton to Sampson	SC
31	Rush	Jaylen Wright	APSU
30	Pass	Milton to Keyton	UA
29	Rush	Dylan Sampson	UTSA
28	Pass	Iamaleava to Webb	UConn
26	Rush	Jaylen Wright	APSU
25	Rush	Nico Iamaleava	UConn
25	Pass	Milton to White	UK
24	Rush	Dylan Sampson	UK
23	Pass	Milton to White	MIZ
23	Rush	Jaylen Wright	TAMU
22	Pass	Milton to Thornton	UConn
21	Pass	Milton to Nimrod	UGA
21	Pass	Milton to Keyton	UConn
21	Rush	Jabari Small	SC
21	Rush	Jaylen Wright	UVA
20	Pass	Milton to Keyton	MIZ
20	Pass	Milton to Wright	UA
20	Pass	Milton to Sampson	UTSA
20	Pass	Milton to White	APSU
20	Pass	Milton to McCoy	APSU

* touchdown scored on play

DEFENSE (6)

Yards	Type	Player(s)	Opp.
*39	INT	Aaron Beasley	UConn
36	INT	Jaylen McCollough	MIZ
36	INT	Gabe Jeudy-Lally	TAMU
*30	INT	Jaylen McCollough	UConn
*28	INT	Kamal Hadden	SC
*24	FR	Tyler Baron	UConn

* touchdown scored on play

SPECIAL TEAMS (7)

Yards	Type	Player(s)	Opp.
55	PR	Dee Williams	UVA
*39	PR	Dee Williams	TAMU
34	KR	Dee Williams	UVA
33	KR	Dee Williams	APSU
31	PR	Dee Williams	UVA
23	KR	Dee Williams	UConn
21	KR	Cameron Seldon	SC

* touchdown scored on play

20-YARD PLUS PLAYS
BY OPPONENT (56)

OFFENSE (47)

Yards	Type	Player(s)	Team
*75	Rush	Mario Anderson	SC
*62	Rush	Trevor Etienne	UF
*52	Pass	DiLiello to Goodman	APSU
48	Pass	Cook to Johnson	MIZ
*46	Pass	Milroe to Bond	UA
45	Rush	Mike DiLiello	APSU
44	Pass	Rattler to Brown	SC
43	Pass	Cook to Schrader	MIZ
*43	Pass	McCown to Olge-Kellogg	UTSA
38	Pass	Cook to Schrader	MIZ
35	Rush	Cody Schrader	MIZ
34	Pass	Beck to Rosemy-Jacksaint	UGA
34	Pass	Roberson to Buckman	UConn
34	Pass	Leary to Key	UK
34	Pass	Milroe to Law	UA
33	Rush	Arian Smith	UGA
32	Pass	Leary to Brown	UK
32	Pass	Kroeger to Legette	SC
31	Rush	Cody Schrader	MIZ
31	Pass	Roberson to Joly	UConn
30	Pass	Muskett to Fields	UVA
29	Rush	Jase McClellan	UA
29	Pass	Johnson to Thomas	TAMU
28	Pass	Johnson to Thomas	TAMU
26	Pass	DiLiello to Shackelford	APSU
24	Pass	Beck to Bell	UGA
24	Rush	Brady Cook	MIZ
23	Pass	Beck to Meeks	UGA
23	Pass	Cook to Schrader	MIZ
22	Pass	Cook to Miller	MIZ
22	Pass	Leary to Dingle	UK
22	Pass	Milroe to Burton	UA
22	Pass	Milroe to Burton	UA
22	Pass	DiLiello to Evans Jr.	APSU
22	Rush	Kobe Pace	UVA
21	Pass	Beck to Bell	UGA
21	Pass	Beck to Bowers	UGA
21	Pass	Beck to Rosemy-Jacksaint	UGA
*21	Pass	Cook to Burden	MIZ
21	Pass	Leary to Key	UK
21	Pass	Johnson to Stewart	TAMU
21	Pass	McCown to Cephus	UTSA
20	Pass	Leary to Brown-Stephens	UK
20	Pass	Milroe to Bond	UA
20	Pass	Johnson to Wright	TAMU
20	Pass	Johnson to Smith	TAMU
20	Pass	Rattler to Knox	SC

* touchdown scored on play

DEFENSE (2)

Yards	Type	Player(s)	Team
*38	INT	Daylan Carnell	MIZ
*24	FR	Jihaad Campbell	UA

* touchdown scored on play

SPECIAL TEAMS (7)

Yards	Type	Player(s)	Team
30	KR	Jalen Mitchell	UConn
30	KR	Barion Brown	UK
25	KR	Dillon Bell	UGA
23	KR	Ainias Smith	TAMU
21	KR	Kendrick Law	UA
21	KR	Demick Starling	UVA
20	KR	Xavier Legette	SC

* touchdown scored on play

UT LONG PLAYS BY THE NUMBERS

Long Plays By Yards	No.	TD
100+	0	0
90-99	0	0
80-89	3	3
70-79	1	1
60-69	1	1
50-59	4	2
40-49	11	5
30-39	14	5
20-29	22	2

Long Plays By Type	No.	TD
Rushing	17	6
Passing	26	8
Punt returns	3	1
Kick returns	4	0
Interceptions	5	3
Fumble returns	1	1
Other	0	0
TOTAL	56	19

20-YARDS-PLUS BY PLAYER

Player	No.	TD	Rush	Rec	KR	PR	IR	FR
Jaylen Wright	9	4	8	1	0	0	0	0
Squirrel White	7	2	0	7	0	0	0	0
Ramel Keyton	6	2	0	6	0	0	0	0
Dylan Sampson	6	1	4	2	0	0	0	0
Dee Williams	6	1	0	0	3	3	0	0
Dont'e Thornton Jr.	4	1	0	4	0	0	0	0
Jabari Small	3	0	3	0	0	0	0	0
Jaylen McCollough	2	1	0	0	0	0	2	0
Bru McCoy	2	1	0	2	0	0	0	0
Chas Nimrod	2	1	0	2	0	0	0	0
Tyler Baron	1	1	0	0	0	0	0	1
Aaron Beasley	1	1	0	0	0	0	1	0
McCallan Castles	1	1	0	1	0	0	0	0
Kamal Hadden	1	1	0	0	0	0	1	0
Nico Iamaleava	1	0	1	0	0	0	0	0
Gabe Jeudy-Lally	1	0	0	0	0	0	1	0
Joe Milton III	1	1	1	0	0	0	0	0
Cameron Seldon	1	0	0	0	1	0	0	0
TOTAL	56	19	17	26	4	3	5	1

20-YARDS-PLUS BY GAME

Player	No.	TD	R	P	KR	PR	IR	FR
vs. Virginia	5	0	1	1	1	2	0	0
Austin Peay	7	1	3	3	1	0	0	0
at Florida	3	1	0	3	0	0	0	0
UTSA	7	3	5	2	0	0	0	0
South Carolina	6	2	2	2	1	0	1	0
Texas A&M	3	1	1	0	0	1	1	0
at Alabama	3	1	0	3	0	0	0	0
at Kentucky	5	2	2	3	0	0	0	0
UConn	11	6	2	5	1	0	2	1
at Missouri	4	1	0	3	0	0	1	0
Georgia	2	1	1	1	0	0	0	0
TOTAL	56	19	17	26	4	3	5	1

20-YARDS-PLUS OPPONENT BY GAME

Player	No.	TD	R	P	KR	PR	IR	FR
vs. Virginia	3	0	1	1	1	0	0	0
Austin Peay	4	1	1	3	0	0	0	0
at Florida	1	1	1	0	0	0	0	0
UTSA	2	1	0	2	0	0	0	0
South Carolina	5	1	1	3	1	0	0	0
Texas A&M	6	0	0	5	1	0	0	0
at Alabama	8	2	1	5	1	0	0	1
at Kentucky	6	0	0	5	1	0	0	0
UConn	3	0	0	2	1	0	0	0
at Missouri	10	2	3	6	0	0	1	0
Georgia	8	0	1	6	1	0	0	0
TOTAL	56	8	9	38	7	0	1	1

TENNESSEE'S LONGEST PLAYS OF THE YEAR

Rushing	82	Jaylen Wright vs. UConn (11/4)
Rushing TD	82	Jaylen Wright vs. UConn (11/4)
Passing	83	S. White from J. Milton vs. UConn (11/4)
Passing TD	83	S. White from J. Milton vs. UConn (11/4)
Punt Return	55	Dee Williams vs. Virginia (9/2)
Kick Return	34	Dee Williams vs. Virginia (9/2)
INT Return	39	Aaron Beasley vs. UConn (11/4)
Fumble Return	24	Tyler Baron vs. UConn (11/4)
Field Goal	49	Charles Campbell at Kentucky (10/28)
Punt	71	Jackson Ross at Alabama (10/21)

2023 STATISTICS

TENNESSEE MISCELLANEOUS INDIVIDUAL STATS

GAMES WITH A RECEPTION (FBS LEVEL ONLY)

Player	'18	'19	'20	'21	'22	'23	Streak	Career
Charlie Browder	1	...	1
McCallan Castles	1*	10	3	11
Ethan Davis	1	...	1
Jack Jancek	3	3
Ramel Keyton	...	3	6	3	10	9	...	31
Bru McCoy	6*	...	12	5	...	23
Joe Milton III	1	1	1
Chas Nimrod	5	2	5
Nathan Roberts	1	...	1
Hunter Salmon	1	2	3
Dylan Sampson	3	10	8	13
Jabari Small	2	6	8	5	1	21
Dayton Sneed	1	...	1
Dont'e Thornton Jr.	4*	8*	6	...	18
Jacob Warren	...	1	4	8	9	8	2	30
Kaleb Webb	6	3	6
Squirrel White	8	11	15	19
Dee Williams	1	...	1
Jaylen Wright	2	2	8	...	12

FIRST DOWN RECEPTIONS (FBS LEVEL ONLY)

Player	'18	'19	'20	'21	'22	'23	Career
McCallan Castles	1*	11	12
Ethan Davis	2	2
Jack Jancek	2	...	2
Ramel Keyton	...	3	6	4	22	18	53
Bru McCoy	11*	...	28	9	48
Chas Nimrod	8	8
Dylan Sampson	1	10	11
Jabari Small	1	2	4	1	8
Dayton Sneed	1	1
Dont'e Thornton Jr.	4*	12*	7	23
Jacob Warren	3	8	7	4	22
Kaleb Webb	5	5
Squirrel White	17	27	44
Dee Williams	1	1
Jaylen Wright	1	...	5	6

25+ YARD RECEPTIONS (FBS LEVEL ONLY)

Player	'19	'20	'21	'22	'23	Career
McCallan Castles	1	1
Ramel Keyton	2	0	0	7	4	13
Bru McCoy	...	2*	...	7	1	10
Chas Nimrod	1	1
Dylan Sampson	1	1
Dont'e Thornton Jr.	2*	6*	3	11
Jacob Warren	...	1	1	1	...	3
Kalen Webb	1	1
Squirrel White	6	5	11

GAMES WITH A RECEIVING TOUCHDOWN (FBS LEVEL ONLY)

Player	'19	'20	'21	'22	'23	Streak	Career
McCallan Castles	3	...	3
Ramel Keyton	4	4	...	8
Bru McCoy	...	2*	...	4	1	...	7
Chas Nimrod	1	...	1
Dylan Sampson	1	...	1
Jabari Small	2	2
Dont'e Thornton Jr.	2*	1*	1	...	4
Jacob Warren	...	1	3	...	3	...	7
Kaleb Webb	1	...	1
Squirrel White	2	2	...	4

GAMES WITH A RUSHING TOUCHDOWN

Player	'19	'20	'21	'22	'23	Streak	Career
Joe Milton III	1*	2*	1	...	4	...	8
Dylan Sampson	5	4	...	9
Jabari Small	7	10	2	...	19
Jaylen Wright	4	7	4	...	15

10+ YARD RUSHES

Player	'18	'19	'20	'21	'22	'23	Career
Nico Iamaleava	1	1
Joe Milton III	2*	...	4*	6	3	15	30
Dylan Sampson	10	14	24
Cameron Seldon	2	2
Navy Shuler	1	1
Jabari Small	4	24	13	11	52
Patrick Wilk	1	2	3
Jaylen Wright	16	20	32	68

20+ YARD RUSHES

Player	'18	'19	'20	'21	'22	'23	Career
Nico Iamaleava	1	1
Joe Milton III	1*	...	1*	2	1	1	6
Dylan Sampson	5	4	9
Jabari Small	6	6	3	15
Jaylen Wright	1	6	8	15

GAMES WITH A PASSING TOUCHDOWN

Player	'19	'20	'21	'22	'23	Streak	Career
Nico Iamaleava	1	...	1
Joe Milton III	1*	2*	2	7	10	...	22

GAMES WITH MULTIPLE PASSING TOUCHDOWNS

Player	'19	'20	'21	'22	'23	Streak	Career
Joe Milton III	...	1*	...	2	6	...	9

GAMES WITH A TACKLE

Player	'18	'19	'20	'21	'22	'23	Streak	Career
Will Albright	1	1
Hunter Barnes	1	1
Tyler Baron	9	12	9	11	12	41
Dominic Bailey	1	7	7	1	15
Aaron Beasley	...	2	3	13	12	11	21	41
Ben Bolton	1	1	...	2
Will Brooks	4	4	1	8
Warren Burrell	...	7	6	12	2	5	...	32
Arion Carter	7	...	7
Christian Charles	3	9	12
Cristian Conyer	1	...	1
Dayne Davis	1	...	1
Bryson Eason	2	2	12	10	9	26
Kurott Garland	...	11	9	8	7	8	...	43
Kwauze Garland	2	1	3
Rickey Gibson III	2	...	2
Isaac Green	1	1	2
Kamal Hadden	6	9	6	...	22
Christian Harrison	5	5
Roman Harrison	...	5	5	12	12	9	1	43
Caleb Herring	2	...	2
Elijah Herring	7	11	11	18
Daevin Hobbs	5	...	5
Jayson Jenkins	1	4	...	5
Gabe Jedy-Lally	4*	12*	13*	10	5	39
Joshua Josephs	5	8	2	13
Andrej Karic	1	...	1
Austin Lewis	9*	9*	4*	1*	1	2	...	26
Jordan Matthews	1	...	1
Jaylen McCollough	...	9	9	13	11	11	17	53
Tamarion McDonald	7	4	12	10	...	33
Omarr Norman-Lott	1*	10*	7*	9	2	27
James Pearce Jr.	4	9	2	13
Kalib Perry	6	8	5	14
Keenan Pili	...	9*	10*	3*	12*	1	...	35
De'Shawn Rucker	5	4	1	...	10
Matthew Salansky	2	1	...	2	...	5
Cameron Seldon	1	...	1
Elijah Simmons	6	4	5	7	7	22
Doneiko Slaughter	3	8	10	6	5	27
John Slaughter	1	...	1
Jalen Smith	2	...	2
Javontez Spraggins	1	...	1
Jeremiah Telander	7	3	7
Jourdan Thomas	6	7	3	13
Omari Thomas	7	11	11	9	2	38
Josh Turbyville	1	1	1
Brandon Turnage	4	7	6	1	17	17
Andre Turrentine	5	4	1	9
Wesley Walker	...	2*	10*	10*	10	10	...	42
Tyre West	6	4	...	10
Dee Williams	2	2	1	4
William Wright	1	6	2	1	9

GAMES AS LEADING TACKLER (UT ONLY)

Player	'19	'20	'21	'22	'23	Streak	Career
Aaron Beasley	2	4	4	...	10
Warren Burrell	...	1	...	1	2
Christian Charles	1	1
Kamal Hadden	2	2
Elijah Herring	4	...	4
Tamarion McDonald	2	1	...	3
Kalib Perry	1	1
Doneiko Slaughter	1	1	1
Brandon Turnage	1	1
Andre Turrentine	1	1
Wesley Walker	1	2	...	3

DOUBLE-DIGIT TACKLE GAMES

Player	'19	'20	'21	'22	'23	Streak	Career
Aaron Beasley	3	2	5
Gabe Jedy-Lally	1*	1
Jaylen McCollough	...	1	1
Tamarion McDonald	1	...	1
Keenan Pili	1*	1
Doneiko Slaughter	1	1	1
Brandon Turnage	1	1
Wesley Walker	1*	1

*Stats were recorded while playing for another school

2023 STATISTICS

TENNESSEE MISCELLANEOUS TEAM STATS

3rd-Down Conversions

Date	Opponent	Score	Overall	1st Qtr	2nd Qtr	3rd Qtr	4th Qtr	Overtime
09/02/2023	vs Virginia	W 49-13	5-13 38.5	0-4 0.0	1-3 33.3	1-2 50.0	3-4 75.0	0-0 0.0
09/09/2023	Austin Peay	W 30-13	3-12 25.0	1-5 20.0	1-2 50.0	1-4 25.0	0-1 0.0	0-0 0.0
09/16/2023	at Florida	L 16-29	8-15 53.3	1-2 50.0	1-3 33.3	5-8 62.5	1-2 50.0	0-0 0.0
09/23/2023	UTSA	W 45-14	6-14 42.9	1-2 50.0	1-4 25.0	3-5 60.0	1-3 33.3	0-0 0.0
09/30/2023	South Carolina	W 41-20	7-15 46.7	2-3 66.7	0-3 0.0	5-7 71.4	0-2 0.0	0-0 0.0
10/14/2023	Texas A&M	W 20-13	7-15 46.7	3-5 60.0	1-3 33.3	2-4 50.0	1-3 33.3	0-0 0.0
10/21/2023	at Alabama	L 20-34	8-18 44.4	4-7 57.1	2-4 50.0	0-3 0.0	2-4 50.0	0-0 0.0
10/28/2023	at Kentucky	W 33-27	5-12 41.7	1-2 50.0	2-3 66.7	0-4 0.0	2-3 66.7	0-0 0.0
11/04/2023	UConn	W 59-3	8-12 66.7	2-3 66.7	1-1 100.0	2-2 100.0	3-6 50.0	0-0 0.0
11/11/2023	at Missouri	L 7-36	5-13 38.5	0-1 0.0	3-4 75.0	1-4 25.0	1-4 25.0	0-0 0.0
11/18/2023	Georgia	L 10-38	2-11 18.2	0-2 0.0	1-3 33.3	1-3 33.3	0-3 0.0	0-0 0.0
Tennessee			64-150 42.7	15-36 41.7	14-33 42.4	21-46 45.7	14-35 40.0	0-0 0.0
Opponents			67-170 39.4	18-46 39.1	17-41 41.5	18-42 42.9	14-41 34.1	0-0 0.0

4th-Down Conversions

Date	Opponent	Score	Overall	1st Qtr	2nd Qtr	3rd Qtr	4th Qtr	Overtime
09/02/2023	vs Virginia	W 49-13	2-3 66.7	1-2 50.0	1-1 100.0	0-0 0.0	0-0 0.0	0-0 0.0
09/09/2023	Austin Peay	W 30-13	0-1 0.0	0-0 0.0	0-1 0.0	0-0 0.0	0-0 0.0	0-0 0.0
09/16/2023	at Florida	L 16-29	0-3 0.0	0-0 0.0	0-0 0.0	0-2 0.0	0-1 0.0	0-0 0.0
09/23/2023	UTSA	W 45-14	0-0 0.0	0-0 0.0	0-0 0.0	0-0 0.0	0-0 0.0	0-0 0.0
09/30/2023	South Carolina	W 41-20	1-1 100.0	0-0 0.0	0-0 0.0	0-0 0.0	1-1 100.0	0-0 0.0
10/14/2023	Texas A&M	W 20-13	0-2 0.0	0-1 0.0	0-0 0.0	0-1 0.0	0-0 0.0	0-0 0.0
10/21/2023	at Alabama	L 20-34	0-3 0.0	0-0 0.0	0-1 0.0	0-1 0.0	0-1 0.0	0-0 0.0
10/28/2023	at Kentucky	W 33-27	0-0 0.0	0-0 0.0	0-0 0.0	0-0 0.0	0-0 0.0	0-0 0.0
11/04/2023	UConn	W 59-3	1-1 100.0	0-0 0.0	0-0 0.0	0-0 0.0	1-1 100.0	0-0 0.0
11/11/2023	at Missouri	L 7-36	0-0 0.0	0-0 0.0	0-0 0.0	0-0 0.0	0-0 0.0	0-0 0.0
11/18/2023	Georgia	L 10-38	1-2 50.0	0-0 0.0	0-0 0.0	0-0 0.0	1-2 50.0	0-0 0.0
Tennessee			5-16 31.3	1-3 33.3	1-3 33.3	0-4 0.0	3-6 50.0	0-0 0.0
Opponents			5-22 22.7	2-4 50.0	2-6 33.3	0-6 0.0	1-6 16.7	0-0 0.0

Time of Possession

Date	Opponent	Score	Overall	1st Qtr	2nd Qtr	3rd Qtr	4th Qtr	Overtime
09/02/2023	vs Virginia	W 49-13	22:25	07:12	07:23	06:26	01:24	00:00
09/09/2023	Austin Peay	W 30-13	20:44	03:02	07:53	06:25	03:24	00:00
09/16/2023	at Florida	L 16-29	22:32	04:15	04:03	11:38	02:36	00:00
09/23/2023	UTSA	W 45-14	22:48	06:10	05:49	02:40	08:09	00:00
09/30/2023	South Carolina	W 41-20	29:45	05:15	04:55	08:29	11:06	00:00
10/14/2023	Texas A&M	W 20-13	29:12	08:04	07:24	03:38	10:06	00:00
10/21/2023	at Alabama	L 20-34	27:41	10:31	05:42	06:31	04:57	00:00
10/28/2023	at Kentucky	W 33-27	26:56	04:52	06:41	04:46	10:37	00:00
11/04/2023	UConn	W 59-3	21:36	04:13	04:08	02:21	10:54	00:00
11/11/2023	at Missouri	L 7-36	20:04	01:45	07:07	06:02	05:10	00:00
11/18/2023	Georgia	L 10-38	19:02	03:04	05:04	02:47	08:07	00:00
Tennessee			Total 262:45	58:23	66:09	61:43	76:30	00:00
			Avg. 23:53	05:18	06:01	05:37	06:57	00:00
Opponents			Total 392:34	81:29	123:59	88:56	98:10	00:00
			Avg. 35:41	07:24	11:16	08:05	08:55	00:00



2023 STATISTICS

RED ZONE STATS

Tennessee Inside Opponent Red-Zone

Date	Opponent	Score	Times	Times	Total	Rush	Pass	FGs	Failed to score inside RZ						
			In RZ	Scored	Pts TDs		TDs	Made	FGA	Down	Int	Fumb	Half	Game	
09/02/2023	vs Virginia	W 49-13	7	7	49 7	5	2	0	0	0	0	0	0	0	0
09/09/2023	Austin Peay	W 30-13	6	5	23 2	1	1	3	3	1	0	0	0	0	0
09/16/2023	at Florida	L 16-29	2	1	7 1	0	1	0	0	1	0	0	0	0	0
09/23/2023	UTSA	W 45-14	4	4	24 3	2	1	1	1	0	0	0	0	0	0
09/30/2023	South Carolina	W 41-20	5	5	27 3	2	1	2	2	0	0	0	0	0	0
10/14/2023	Texas A&M	W 20-13	5	3	13 1	0	1	2	2	1	1	0	0	0	0
10/21/2023	at Alabama	L 20-34	4	3	13 1	0	1	2	2	1	0	0	0	0	0
10/28/2023	at Kentucky	W 33-27	4	4	16 1	1	0	3	3	0	0	0	0	0	0
11/04/2023	UConn	W 59-3	4	3	17 2	1	1	1	1	0	0	0	0	0	1
11/11/2023	at Missouri	L 7-36	1	0	0 0	0	0	0	1	0	0	0	0	0	0
11/18/2023	Georgia	L 10-38	2	1	3 0	0	0	1	1	1	0	0	0	0	0
Totals 36 of 44 (81.8%)			44	36	192 21	12	9	15	16	5	1	0	0	0	1

Opponents Inside Tennessee Red-Zone

Date	Opponent	Score	Times	Times	Total	Rush	Pass	FGs	Failed to score inside RZ						
			In RZ	Scored	Pts TDs		TDs	Made	FGA	Down	Int	Fumb	Half	Game	
09/02/2023	Virginia	W 49-13	3	2	10 1	1	0	1	2	0	0	0	0	0	0
09/09/2023	Austin Peay	W 30-13	3	2	6 0	0	0	2	2	1	0	0	0	0	0
09/16/2023	Florida	L 16-29	4	4	23 3	2	1	1	1	0	0	0	0	0	0
09/23/2023	UTSA	W 45-14	2	1	7 1	0	1	0	0	1	0	0	0	0	0
09/30/2023	South Carolina	W 41-20	2	2	10 1	1	0	1	1	0	0	0	0	0	0
10/14/2023	Texas A&M	W 20-13	3	3	13 1	1	0	2	2	0	0	0	0	0	0
10/21/2023	Alabama	L 20-34	3	2	14 2	1	1	0	0	0	1	0	0	0	0
10/28/2023	Kentucky	W 33-27	5	5	27 3	1	2	2	2	0	0	0	0	0	0
11/04/2023	UConn	W 59-3	2	1	3 0	0	0	1	1	1	0	0	0	0	0
11/11/2023	Missouri	L 7-36	5	5	26 3	2	1	2	2	0	0	0	0	0	0
11/18/2023	Georgia	L 10-38	5	5	35 5	1	4	0	0	0	0	0	0	0	0
Totals 32 of 37 (86.5%)			37	32	174 20	10	10	12	13	3	1	0	0	0	0

2023 STATISTICS

OFFENSIVE GAME-BY-GAME

Passing

#7 Joe Milton III	Comp	Att	Int	Pct	Yards	TD	Long	Sacked	Effic.
Virginia	21	30	0	70.0	201	2	41	1-7	148.3
Austin Peay	21	33	0	63.6	228	2	43	1-7	141.7
Florida	20	34	1	58.8	287	2	55	1-8	143.3
UTSA	18	31	0	58.1	209	2	48	1-5	136.0
South Carolina	21	32	2	65.6	239	1	50	1-6	126.2
Texas A&M	11	22	1	50.0	100	1	17	3-16	94.1
Alabama	28	41	0	68.3	271	2	39	3-33	139.9
Kentucky	17	20	0	85.0	227	1	47	2-11	196.8
UConn	11	14	0	78.6	254	2	83	0-0	278.1
Missouri	22	34	1	64.7	267	1	46	1-5	134.5
Georgia	17	30	0	56.7	147	0	21	1-10	97.8
Totals	207	321	5	64.5	2430	16	83	15-108	141.4

#8 Nico Iamaleava	Comp	Att	Int	Pct	Yards	TD	Long	Sacked	Effic.
Virginia	2	3	0	66.7	11	0	6	0-0	97.5
UTSA	0	2	0	0.0	0	0	0	1-4	0.0
UConn	5	9	0	55.6	86	1	28	0-0	172.5
Totals	7	14	0	50.0	97	1	28	1-4	131.8

#13 Gaston Moore	Comp	Att	Int	Pct	Yards	TD	Long	Sacked	Effic.
UConn	4	7	0	57.1	36	0	19	1-3	100.3
Totals	4	7	0	57.1	36	0	19	1-3	100.3

#21 Navy Shuler	Comp	Att	Int	Pct	Yards	TD	Long	Sacked	Effic.
UConn	1	1	0	100.0	-1	0	0	0-0	91.6
Totals	1	1	0	100.0	-1	0	0	0-0	91.6

2023 STATISTICS

OFFENSIVE GAME-BY-GAME CONT.

Rushing

Player	No-Yds/TD	UVa	APSU	UF	UTSA	USC	TA&M	Bama	UK	UConn	MIZ	UGa
Jaylen Wright	126-938/4	12-115/0	13-118/0	16-63/0	4-16/0	16-123/1	19-136/0	11-22/0	11-120/1	8-113/1	7-22/0	9-90/1
Jabari Small	91-445/2	13-67/0	13-95/0	7-35/0	9-61/1	11-59/1	12-42/0	8-24/0	9-32/0	DNP	3-5/0	6-25/0
Dylan Sampson	76-434/7	13-52/3	3-8/0	DNP	11-139/2	9-49/1	9-25/0	4-28/0	17-76/1	5-28/0	3-20/0	2-9/0
Joe Milton III	73-288/5	9-33/2	3-7/1	5-6/0	5-89/1	2-4/0	8-34/0	15-59/0	10-26/0	2-7/1	10-36/0	4-13/0
Cameron Seldon	12-51/0	2-4/0	-	-	1-1/0	-	-	-	-	6-35/0	-	3-11/0
Khalifa Keith	7-14/0	2-8/0	-	DNP	2-1/0	-	-	-	-	3-5/0	-	-
Hunter Barnes	4-17/0	DNP	DNP	DNP	DNP	DNP	DNP	DNP	DNP	4-17/0	DNP	DNP
Nico Iamaleava	3-29/0	1-8/0	DNP	DNP	1-4/0	DNP	DNP	DNP	DNP	1-25/0	DNP	DNP
Patrick Wilk	2-33/0	DNP	DNP	DNP	DNP	DNP	DNP	DNP	DNP	2-33/0	DNP	DNP
Navy Shuler	2-15/0	DNP	DNP	DNP	DNP	DNP	DNP	DNP	DNP	2-15/0	DNP	DNP
Squirrel White	2-13/0	-	-	-	-	1-5/0	-	-	-	-	-	1-8/0
Bru McCoy	1-2/0	-	-	1-2/0	-	-	DNP	DNP	DNP	DNP	DNP	DNP
Gaston Moore	1-3/0	-	DNP	DNP	DNP	DNP	DNP	DNP	DNP	1-3/0	DNP	DNP

Receiving

Player	No-Yds/TD	UVa	APSU	UF	UTSA	USC	TA&M	Bama	UK	UConn	MIZ	UGa
Squirrel White	54-654/2	6-45/0	4-30/0	3-68/0	4-29/0	9-104/0	3-29/0	10-111/1	4-46/0	2-94/1	4-53/0	5-45/0
Ramel Keyton	28-469/4	3-66/0	5-52/1	3-39/1	1-48/1	2-25/0	-	5-71/0	3-30/0	2-81/1	4-57/0	-
Jaylen Wright	21-132/0	2-8/0	3-18/0	4-21/0	1-11/0	-	-	7-44/0	1-2/0	1-7/0	2-21/0	-
McCallan Castles	18-218/3	1-16/0	1-43/1	1-11/0	2-19/0	2-11/0	2-24/0	2-12/1	-	4-56/1	1-5/0	2-21/0
Bru McCoy	17-217/1	2-21/0	5-51/0	5-94/1	3-30/0	2-21/0	DNP	DNP	DNP	DNP	DNP	DNP
Dylan Sampson	17-175/1	1-9/1	1-9/0	DNP	1-20/0	2-42/0	1-9/0	2-9/0	4-39/0	2-23/0	2-13/0	1-2/0
Dont'e Thornton Jr.	13-224/1	2-12/0	-	3-53/0	2-24/0	DNP	-	-	3-63/0	2-26/0	1-46/1	DNP
Chas Nimrod	13-141/1	-	-	-	-	1-10/0	4-31/0	-	1-39/1	-	2-17/0	5-44/0
Jacob Warren	12-100/3	1-11/1	1-11/0	-	2-6/0	3-26/1	1-7/1	1-14/0	-	-	2-17/0	1-8/0
Kaleb Webb	11-126/1	2-11/0	-	-	2-22/1	-	-	1-10/0	-	1-28/0	4-38/0	1-17/0
Jabari Small	7-40/0	3-13/0	1-14/0	1-1/0	-	-	-	-	1-8/0	DNP	-	1-4/0
Ethan Davis	2-33/0	-	DNP	DNP	DNP	DNP	DNP	DNP	DNP	2-33/0	DNP	DNP
Charlie Browder	2-10/0	DNP	DNP	DNP	DNP	DNP	DNP	DNP	DNP	2-10/0	DNP	DNP
Dee Williams	1-11/0	-	-	-	-	-	-	-	-	1-11/0	-	-
Dayton Sneed	1-7/0	-	DNP	DNP	DNP	DNP	DNP	DNP	DNP	1-7/0	DNP	DNP
Joe Milton III	1-6/0	-	-	-	-	-	-	-	-	-	-	1-6/0
Nathan Roberts	1-1/0	DNP	DNP	DNP	DNP	DNP	DNP	DNP	DNP	1-1/0	DNP	DNP

2023 STATISTICS

DEFENSIVE GAME-BY-GAME

Total Tackles

Player	S-A	Total	UVa	APSU	UF	UTSA	USC	TA&M	Bama	UK	UConn	MIZ	UGa
Elijah Herring	27-44	71	2-3	0-4	4-3	3-5	1-5	3-2	3-5	2-6	3-5	3-3	3-3
Aaron Beasley	34-29	63	1-2	8-1	4-4	2-7	4-0	3-2	3-4	1-2	2-1	2-1	4-5
Wesley Walker	33-20	53	2-2	3-3	3-0	4-1	5-0	1-2	2-4	7-2	2-1	4-5	DNP
Jaylen McCollough	28-20	48	2-2	3-0	3-1	1-1	3-2	2-1	4-3	0-4	2-2	6-1	2-3
Tamarion McDonald	23-17	40	1-2	3-2	1-2	5-2	3-0	2-0	3-7	2-0	2-2	1-0	DNP
Gabe Jeudy-Lally	21-12	33	0-1	2-3	3-1	1-0	2-1	-	4-1	5-2	1-0	1-2	2-1
Doneiko Slaughter	26-6	32	-	2-0	DNP	DNP	-	-	4-0	3-0	3-2	6-1	8-3
Tyler Baron	15-12	27	2-1	3-0	1-2	1-1	0-1	2-0	1-1	0-3	3-0	1-1	1-2
Omari Thomas	13-14	27	2-1	1-1	-	3-2	1-2	1-1	1-1	3-1	DNP	1-2	0-3
Omarr Norman-Lott	15-11	26	2-2	1-2	3-0	1-0	2-2	DNP	1-0	1-1	-	3-0	1-4
Bryson Eason	8-17	25	0-2	-	3-1	0-3	2-2	1-1	1-2	1-3	0-1	0-1	0-1
Jeremiah Telander	9-15	24	-	2-4	-	1-2	1-1	0-1	-	-	1-4	2-1	2-2
Kurott Garland	13-9	22	-	2-1	2-1	1-0	1-0	3-0	1-2	-	1-1	2-4	-
James Pearce Jr.	13-8	21	2-1	1-0	3-0	-	1-2	3-0	1-1	0-1	-	1-1	1-2
Kamal Hadden	13-6	19	-	2-1	5-2	1-1	2-1	1-1	2-0	DNP	DNP	DNP	DNP
Roman Harrison	11-8	19	1-1	2-1	1-0	3-2	-	1-0	0-1	1-1	0-2	DNP	2-0
Arion Carter	8-9	17	2-2	1-0	2-1	1-1	1-2	1-1	-	0-2	DNP	DNP	DNP
Kalib Perry	5-12	17	2-0	0-2	-	0-2	-	-	0-1	1-1	1-3	0-1	1-2
Jourdan Thomas	5-10	15	1-0	-	1-0	0-1	0-1	-	-	-	1-2	2-5	0-1
Joshua Josephs	10-4	14	1-1	1-0	DNP	0-1	1-0	1-0	2-0	-	-	4-1	0-1
Elijah Simmons	6-8	14	DNP	DNP	DNP	DNP	0-1	2-0	0-2	0-1	3-1	1-2	0-1
Andre Turrentine	8-5	13	1-0	-	DNP	3-1	-	DNP	-	-	1-3	-	3-1
Daevin Hobbs	5-7	12	3-0	2-1	DNP	0-2	DNP	DNP	-	0-2	0-2	-	-
Tyre West	4-7	11	0-1	2-0	-	1-5	-	-	-	-	-	1-1	-
Will Brooks	9-1	10	1-0	DNP	DNP	DNP	-	-	1-0	-	2-0	-	5-1
Dominic Bailey	4-6	10	-	1-0	0-2	0-2	1-1	1-0	-	0-1	-	-	1-0
Brandon Turnage	6-3	9	1-1	-	2-0	-	-	1-0	1-1	-	0-1	-	1-0
Warren Burrell	4-2	6	1-0	0-1	-	-	DNP	DNP	0-1	2-0	-	1-0	-
Rickey Gibson III	3-2	5	-	-	-	-	-	-	-	0-1	3-1	-	-
Jayson Jenkins	3-1	4	0-1	1-0	DNP	1-0	DNP	DNP	DNP	DNP	1-0	DNP	DNP
Keenan Pili	2-2	4	2-2	DNP	DNP	DNP	DNP	DNP	DNP	DNP	DNP	DNP	DNP
Austin Lewis	2-1	3	-	1-1	DNP	-	DNP	DNP	DNP	DNP	1-0	DNP	DNP
Caleb Herring	1-2	3	-	-	-	1-1	-	-	DNP	DNP	-	0-1	-
Ben Bolton	1-2	3	-	-	-	1-2	-	-	-	-	-	-	-
Dee Williams	2-0	2	-	-	-	-	-	-	-	1-0	-	-	1-0
William Wright	2-0	2	DNP	-	-	1-0	-	DNP	-	-	-	-	1-0
Jalen Smith	1-1	2	DNP	DNP	DNP	0-1	DNP	DNP	DNP	DNP	1-0	DNP	-
Matthew Salansky	1-1	2	-	-	-	-	-	-	0-1	-	1-0	-	-
Cristian Conyer	1-0	1	DNP	DNP	DNP	-	-	-	-	-	1-0	-	-
Cameron Seldon	1-0	1	-	-	-	-	-	-	-	-	1-0	-	-
Jordan Matthews	1-0	1	DNP	DNP	DNP	1-0	DNP	-	DNP	DNP	DNP	DNP	-
De'Shawn Rucker	1-0	1	-	DNP	DNP	DNP	1-0	-	-	DNP	DNP	DNP	DNP
John Slaughter	1-0	1	-	-	-	-	-	1-0	-	-	-	-	-
Dayne Davis	1-0	1	-	-	-	-	-	1-0	-	-	-	-	-
Andrej Karic	1-0	1	-	-	1-0	-	DNP	DNP	DNP	-	DNP	DNP	DNP
Javontez Spraggins	1-0	1	-	-	-	-	1-0	-	-	-	-	-	-
Josh Turbyville	1-0	1	-	-	-	-	-	-	-	-	-	-	1-0

2023 STATISTICS

DEFENSIVE GAME-BY-GAME CONT.

Tackles For Loss

Player	UA-A	Total	UVa	APSU	UF	UTSA	USC	TA&M	Bama	UK	UConn	MIZ	UGa
Aaron Beasley	10-3	11.5	1.0-1	5.0-24	1.0-5	0.5-0	1.0-1	-	-	-	0.5-2	0.5-1	2.0-8
James Pearce Jr.	10-3	11.5	2.0-13	1.0-7	2.0-7	-	2.0-14	2.0-9	1.0-6	-	-	1.5-2	-
Tyler Baron	8-3	9.5	2.5-9	1.0-2	-	1.0-7	-	1.0-8	-	0.5-1	2.0-5	0.5-3	1.0-1
Omarr Norman-Lott	5-2	6.0	-	-	-	1.0-3	0.5-2	DNP	1.0-7	1.5-11	-	2.0-10	-
Omari Thomas	4-1	4.5	1.5-7	1.0-3	-	-	1.0-3	-	1.0-2	-	DNP	-	-
Bryson Eason	3-3	4.5	0.5-3	-	1.5-8	0.5-1	-	1.0-1	-	1.0-1	-	-	-
Gabe Jeudy-Lally	4-0	4.0	-	1.0-2	1.0-1	-	-	-	1.0-14	-	1.0-5	-	-
Joshua Josephs	4-0	4.0	-	1.0-6	DNP	-	1.0-3	-	1.0-9	-	-	1.0-4	-
Tamarion McDonald	3-1	3.5	0.5-1	1.0-1	-	2.0-10	-	-	-	-	-	-	DNP
Wesley Walker	3-1	3.5	1.5-5	1.0-8	-	-	-	-	-	1.0-5	-	-	DNP
Kurott Garland	3-1	3.5	-	1.0-6	-	-	1.0-1	-	-	-	0.5-0	1.0-1	-
Jaylen McCollough	2-1	2.5	0.5-2	-	1.0-1	-	-	1.0-4	-	-	-	-	-
Andre Turrentine	2-1	2.5	-	-	DNP	-	-	DNP	-	-	1.5-2	-	1.0-1
Elijah Herring	1-3	2.5	0.5-2	-	0.5-2	1.0-1	-	-	-	-	0.5-1	-	-
Elijah Simmons	2-0	2.0	DNP	DNP	DNP	DNP	-	-	-	-	1.0-1	1.0-2	-
Jeremiah Telander	0-3	1.5	-	-	-	-	-	-	-	-	1.0-1	0.5-2	-
Doneiko Slaughter	1-0	1.0	-	-	DNP	DNP	-	-	-	-	1.0-9	-	-
Arion Carter	1-0	1.0	-	-	-	-	1.0-4	-	-	-	DNP	DNP	DNP
Rickey Gibson III	1-0	1.0	-	-	-	-	-	-	-	-	1.0-3	-	-
Jourdan Thomas	1-0	1.0	-	-	-	-	-	-	-	-	1.0-4	-	-
Caleb Herring	1-0	1.0	-	-	-	1.0-7	-	-	DNP	DNP	-	-	-
Austin Lewis	1-0	1.0	-	-	DNP	-	DNP	DNP	DNP	DNP	1.0-3	DNP	DNP
Jayson Jenkins	1-0	1.0	-	1.0-1	DNP	-	DNP	DNP	DNP	DNP	-	DNP	DNP
Roman Harrison	0-1	0.5	-	-	-	-	-	-	-	-	0.5-1	DNP	-
Tyre West	0-1	0.5	0.5-1	-	-	-	-	-	-	-	-	-	-
Daevin Hobbs	0-1	0.5	-	-	DNP	-	DNP	DNP	-	-	0.5-1	-	-
Dominic Bailey	0-1	0.5	-	-	-	-	0.5-4	-	-	-	-	-	-

Sacks

Player	UA-A	Total	UVa	APSU	UF	UTSA	USC	TA&M	Bama	UK	UConn	MIZ	UGa
James Pearce Jr.	7-2	8	2-13	1-7	-	-	2-14	1-8	1-6	-	-	1-1	-
Omarr Norman-Lott	5-1	5.5	-	-	-	1-3	0.5-2	DNP	1-7	1-11	-	2-10	-
Tyler Baron	5-0	5	2-9	1-2	-	1-7	-	1-8	-	-	-	-	-
Aaron Beasley	3-0	3	-	2-19	-	-	-	-	-	-	-	-	1-7
Joshua Josephs	3-0	3	-	1-6	DNP	-	1-3	-	1-9	-	-	-	-
Kurott Garland	2-0	2	-	1-6	-	-	1-1	-	-	-	-	-	-
Doneiko Slaughter	1-0	1	-	-	DNP	DNP	-	-	-	-	1-9	-	-
Gabe Jeudy-Lally	1-0	1	-	-	-	-	-	-	1-14	-	-	-	-
Tamarion McDonald	1-0	1	-	-	-	1-9	-	-	-	-	-	-	DNP
Wesley Walker	1-0	1	-	1-8	-	-	-	-	-	-	-	-	DNP
Bryson Eason	1-0	1	-	-	1-7	-	-	-	-	-	-	-	-
Omari Thomas	1-0	1	-	-	-	-	1-3	-	-	-	DNP	-	-
Caleb Herring	1-0	1	-	-	-	1-7	-	-	DNP	DNP	-	-	-
Dominic Bailey	0-1	0.5	-	-	-	-	0.5-4	-	-	-	-	-	-

2023 STATISTICS

RETURNS GAME-BY-GAME

Punt Returns

Player	No-Yds	UVa	APSU	UF	UTSA	USC	TA&M	Bama	UK	UConn	MIZ	UGa
Dee Williams	14-224	3-105	2-18	-	1-4	3-24	1-39	1-5	-	2-25	1-4	-

Kick Returns

Player	No-Yds	UVa	APSU	UF	UTSA	USC	TA&M	Bama	UK	UConn	MIZ	UGa
Dee Williams	9-183	1-34	2-41	-	2-34	-	1-19	-	-	1-23	2-32	-
Cameron Seldon	3-36	-	-	-	-	1-21	-	1-0	-	1-15	-	-

Interceptions Returns

Player	No-Yds	UVa	APSU	UF	UTSA	USC	TA&M	Bama	UK	UConn	MIZ	UGa
Jaylen McCollough	3-66	-	-	-	-	-	-	1-0	-	1-30	1-36	-
Kamal Hadden	3-33	-	1-0	-	-	1-28	1-5	-	DNP	DNP	DNP	DNP
Aaron Beasley	1-39	-	-	-	-	-	-	-	-	1-39	-	-
Gabe Jeudy-Lally	1-36	-	-	-	-	-	1-36	-	-	-	-	-
Warren Burrell	1-13	-	-	-	1-13	DNP	DNP	-	-	-	-	-
Tamarion McDonald	1-0	-	-	-	1-0	-	-	-	-	-	-	DNP

Fumble Returns

Player	No-Yds	UVa	APSU	UF	UTSA	USC	TA&M	Bama	UK	UConn	MIZ	UGa
Tyler Baron	1-24	-	-	-	-	-	-	-	-	1-24	-	-
Warren Burrell	1-0	-	1-0	-	-	DNP	DNP	-	-	-	-	-
Aaron Beasley	1-0	-	-	-	-	-	-	-	-	-	-	1-0
Omarr Norman-Lott	1-0	-	-	-	-	-	DNP	1-0	-	-	-	-
Austin Lewis	1-0	-	-	DNP	1-0	DNP	DNP	DNP	DNP	-	DNP	DNP

2023 STATISTICS

TENNESSEE SCORING DRIVES

Opponent	Plays	Yards	TOP	Result	Qtr.	Time	How Scored
vs. Virginia	8	62	2:47	TD	1	12:05	Sampson 9-yd rec.
vs. Virginia	13	90	4:52	TD	2	4:52	Sampson 3-yd rush
vs. Virginia	9	75	1:36	TD	2	0:06	Milton 1-yd rush
vs. Virginia	10	77	3:10	TD	3	10:52	Milton 1-yd rush
vs. Virginia	6	30	2:28	TD	3	7:23	Sampson 2-yd rush
vs. Virginia	6	27	2:03	TD	4	13:36	Warren 11-yd rec.
vs. Virginia	7	40	1:40	TD	4	11:06	Sampson 3-yd rush
Austin Peay	4	2	1:01	FG	1	5:51	Campbell 28-yd FG
Austin Peay	8	65	3:11	FG	2	4:55	Campbell 37-yd FG
Austin Peay	11	67	2:04	TD	2	0:15	Milton 6-yd rush
Austin Peay	5	66	1:21	TD	3	13:30	Keyton 5-yd rec.
Austin Peay	8	44	2:30	FG	3	6:33	Campbell 22-yd FG
Austin Peay	4	75	0:58	TD	4	8:03	Castles 43-yd rec.
at Florida	6	71	2:01	TD	1	5:33	Keyton 11-yd rec.
at Florida	14	46	5:29	FG	3	9:31	Campbell 42-yd FG
at Florida	5	75	1:14	TD	4	8:41	McCoy 55-yd rec.
UTSA	1	81	0:14	TD	1	14:40	Milton 81-yd rush
UTSA	9	62	2:56	TD	1	10:03	Sampson 10-yd rush
UTSA	2	43	0:26	TD	2	14:23	Webb 18-yd rec.
UTSA	4	60	1:17	TD	2	11:10	Keyton 48-yd rec.
UTSA	5	39	1:43	FG	2	3:21	Campbell 29-yd FG
UTSA	12	66	4:40	TD	4	12:42	Small 1-yd rush
UTSA	2	70	0:33	TD	4	10:17	Sampson 41-yd rush
South Carolina	9	94	3:02	TD	1	9:28	Wright 42-yd rush
South Carolina	4	75	1:21	TD	1	0:42	Small 2-yd rush
South Carolina	8	63	2:14	FG	2	8:50	Campbell 24-yd FG
South Carolina	-	-	-	TD	2	0:47	Hadden 28-yd INT
South Carolina	12	75	4:19	TD	3	10:41	Warren 6-yd rec.
South Carolina	7	23	4:03	FG	4	12:42	Campbell 33-yd FG
South Carolina	9	75	4:26	TD	4	4:09	Sampson 6-yd rush
Texas A&M	6	51	2:10	TD	1	1:44	Warren 7-yd rec.
Texas A&M	-	-	-	TD	3	6:47	Williams 39-yd PR
Texas A&M	10	53	4:46	FG	4	3:48	Campbell 31-yd FG
Texas A&M	4	0	0:54	FG	4	2:31	Campbell 24-yd FG
at Alabama	8	75	2:21	TD	1	12:39	White 39-yd rec.
at Alabama	15	79	5:30	FG	1	2:00	Campbell 24-yd FG
at Alabama	5	15	1:05	FG	1	0:11	Campbell 26-yd FG
at Alabama	10	80	2:58	TD	2	0:12	Castles 6-yd rec.
at Kentucky	5	70	1:48	TD	1	10:47	Wright 52-yd rush
at Kentucky	6	8	3:04	FG	1	5:34	Campbell 44-yd FG
at Kentucky	10	44	3:38	FG	2	11:13	Campbell 49-yd FG
at Kentucky	5	75	1:22	TD	2	6:16	Nimrod 39-yd rec.
at Kentucky	7	59	1:41	FG	2	0:05	Campbell 34-yd FG
at Kentucky	8	49	3:40	FG	3	6:49	Campbell 35-yd FG
at Kentucky	13	65	3:27	TD	4	7:30	Sampson 12-yd rush
UConn	2	85	0:28	TD	1	14:27	Wright 82-yd rush
UConn	4	77	1:01	TD	1	1:38	Keyton 60-yd rec.
UConn	8	62	2:47	TD	2	7:25	Milton 6-yd rush
UConn	3	95	0:47	TD	2	4:34	White 83-yd rec.
UConn	-	-	-	TD	2	3:30	Baron 24-yd FR
UConn	-	-	-	TD	3	14:52	McCollough 30-yd INT
UConn	-	-	-	TD	3	11:51	Beasley 39-yd INT
UConn	8	78	2:21	TD	3	7:30	Castles 19-yd rec.
UConn	8	45	2:13	FG	4	8:02	Turbyville 33-yd FG
at Missouri	6	75	1:51	TD	2	12:25	Thornton 46-yd rec.
Georgia	1	75	0:11	TD	1	14:49	Wright 75-yd rush
Georgia	9	56	1:31	FG	2	0:00	Campbell 37-yd FG
TOTAL - 57 Scores (40 TDs 17 FGs)							

2023 STATISTICS

PARTICIPATION

#	Player	GP-GS	UVa	APSU	UF	UTSA	USC	TA&M	Bama	UK	UConn	MIZ	UGa
0	Doneiko Slaughter	9/6	START	START	XXX	XXX	XXX	START	START	START	START
0	Jaylen Wright	11/11	START	START	START	START	START	START	START	START	START	START	START
1	Gabe Jeudy-Lally	11/9	XXX	XXX	START	START	START	START	START	START	START	START	START
1	Dont'e Thornton Jr.	9/3	XXX	XXX	XXX	XXX	...	XXX	XXX	START	START	START	...
2	Jaylen McCollough	11/11	START	START	START	START	START	START	START	START	START	START	START
2	Jabari Small	10/0	XXX	XXX	XXX	XXX	XXX	XXX	XXX	XXX	...	XXX	XXX
3	Dee Williams	11/0	XXX	XXX	XXX	XXX	XXX	XXX	XXX	XXX	XXX	XXX	XXX
4	Warren Burrell	9/0	XXX	XXX	XXX	XXX	XXX	XXX	XXX	XXX	XXX
5	Kamal Hadden	7/7	START	START	START	START	START	START	START
6	Aaron Beasley	11/11	START	START	START	START	START	START	START	START	START	START	START
6	Dylan Sampson	10/0	XXX	XXX	...	XXX	XXX	XXX	XXX	XXX	XXX	XXX	XXX
7	Joe Milton III	11/11	START	START	START	START	START	START	START	START	START	START	START
7	Arion Carter	8/0	XXX	XXX	XXX	XXX	XXX	XXX	XXX	XXX
8	Brandon Turnage	11/0	XXX	XXX	XXX	XXX	XXX	XXX	XXX	XXX	XXX	XXX	XXX
8	Nico Iamaleava	3/0	XXX	XXX	XXX
9	Ramel Keyton	11/11	START	START	START	START	START	START	START	START	START	START	START
9	Tyler Baron	11/10	XXX	START	START	START	START	START	START	START	START	START	START
10	Elijah Simmons	7/0	XXX	XXX	XXX	XXX	XXX	XXX	XXX
10	Squirrel White	11/11	START	START	START	START	START	START	START	START	START	START	START
11	Keenan Pili	1/1	START
12	Tamarion McDonald	10/10	START	START	START	START	START	START	START	START	START	START	...
13	Wesley Walker	10/10	START	START	START	START	START	START	START	START	START	START	...
13	Gaston Moore	2/0	XXX	XXX
14	Christian Charles	2/0	XXX	XXX
15	Bru McCoy	5/5	START	START	START	START	START
15	Cristian Conyer	8/0	XXX	XXX	XXX	XXX	XXX	XXX	XXX	XXX
17	Michael Bittner	3/0	XXX	XXX	...	XXX
17	Andre Turrentine	9/1	XXX	XXX	...	XXX	XXX	...	XXX	XXX	XXX	XXX	START
18	Ryan Damron	0/0
18	Rickey Gibson III	11/0	XXX	XXX	XXX	XXX	XXX	XXX	XXX	XXX	XXX	XXX	XXX
19	Charles Campbell	11/0	XXX	XXX	XXX	XXX	XXX	XXX	XXX	XXX	XXX	XXX	XXX
19	Joshua Josephs	10/0	XXX	XXX	...	XXX	XXX	XXX	XXX	XXX	XXX	XXX	XXX
20	Bryson Eason	11/7	XXX	XXX	XXX	START	START	START	START	START	START	START	XXX
20	Khalifa Keith	10/0	XXX	XXX	...	XXX	XXX	XXX	XXX	XXX	XXX	XXX	XXX
21	Omari Thomas	10/9	START	START	START	START	START	START	START	START	...	XXX	START
21	Navy Shuler	1/0	XXX
22	Jack Jancek	2/0	XXX	XXX
22	Jeremiah Telander	11/0	XXX	XXX	XXX	XXX	XXX	XXX	XXX	XXX	XXX	XXX	XXX
23	Cameron Seldon	11/0	XXX	XXX	XXX	XXX	XXX	XXX	XXX	XXX	XXX	XXX	XXX
24	Jordan Matthews	3/0	XXX	...	XXX	XXX
25	Jourdan Thomas	11/1	XXX	XXX	XXX	XXX	XXX	XXX	XXX	XXX	XXX	XXX	START
25	DeSean Bishop	0/0
26	Will Albright	0/0
26	Carson Whitehead	0/0
27	James Pearce Jr.	11/1	XXX	XXX	XXX	XXX	XXX	XXX	XXX	XXX	XXX	START	XXX
27	Emmanuel Okoye	0/0
28	De'Shawn Rucker	4/0	XXX	XXX	XXX	XXX
28	Patrick Wilk	1/0	XXX
29	Christian Harrison	4/0	XXX	XXX	XXX	XXX
29	Jack-Henry Jakobik	1/0	XXX
30	Roman Harrison	10/10	START	START	START	START	START	START	START	START	START	...	START
31	Jackson Locke	1/0	XXX
31	Caleb Herring	9/0	XXX	XXX	XXX	XXX	XXX	XXX	XXX	XXX	XXX
33	John Slaughter	11/0	XXX	XXX	XXX	XXX	XXX	XXX	XXX	XXX	XXX	XXX	XXX
34	McCallan Castles	11/0	XXX	XXX	XXX	XXX	XXX	XXX	XXX	XXX	XXX	XXX	XXX
34	Jack Luttrell	3/0	...	XXX	XXX	XXX
35	Will Brooks	8/0	XXX	XXX	XXX	XXX	XXX	XXX	XXX	XXX
35	Garrett Young	1/0	XXX
36	William Wright	9/0	...	XXX	XXX	XXX	XXX	...	XXX	XXX	XXX	XXX	XXX
36	Nathan Roberts	1/0	XXX

2023 STATISTICS

PARTICIPATION CONT.

#	Player	GP-GS	UVa	APSU	UF	UTSA	USC	TA&M	Bama	UK	UConn	MIZ	UGa
37	Montrell Bandy	0/0
38	Chandavian Bradley	0/0
39	Jalen Smith	3/0	XXX	XXX	...	XXX
40	Kalib Perry	11/0	XXX	XXX	XXX	XXX	XXX	XXX	XXX	XXX	XXX	XXX	XXX
41	JT Carver	0/0
41	Tyree Weathersby	0/0
42	Hunter Barnes	1/0	XXX
42	Tyre West	11/0	XXX	XXX	XXX	XXX	XXX	XXX	XXX	XXX	XXX	XXX	XXX
43	Titus Rohrer	1/0	XXX
44	Luke Shouse	0/0
44	Elijah Herring	11/10	XXX	START	START	START	START	START	START	START	START	START	START
46	Cody Duncan	1/0	XXX
46	Malik Ganaway	0/0
47	Matthew Salansky	11/0	XXX	XXX	XXX	XXX	XXX	XXX	XXX	XXX	XXX	XXX	XXX
48	Bennett Brady	2/0	XXX	XXX
51	Vysen Lang	3/0	XXX	XXX	XXX
53	Jeremiah Crawford	8/6	START	START	START	START	XXX	START	XXX	START
53	Daevin Hobbs	8/0	XXX	XXX	...	XXX	XXX	XXX	XXX	XXX	XXX
54	Gerald Mincey	11/6	XXX	XXX	XXX	XXX	START	START	START	START	START	START	XXX
55	Omarr Norman-Lott	10/2	XXX	START	START	XXX	XXX	...	XXX	XXX	XXX	XXX	XXX
55	Braeden Krivosh	1/0	XXX
56	Mekhi Bigelow	1/0	XXX
56	Mo Clipper Jr.	4/0	XXX	XXX	XXX	XXX
57	Ben Bolton	11/0	XXX	XXX	XXX	XXX	XXX	XXX	XXX	XXX	XXX	XXX	XXX
57	Connor Meadows	1/0	XXX
58	Isaac Green	2/0	XXX	XXX
59	Caleb Williams	0/0
60	Alton Stephens	0/0
63	Cooper Mays	7/7	START	START	START	START	START	START	START
64	Ayden Bussell	0/0
65	Parker Ball	11/0	XXX	XXX	XXX	XXX	XXX	XXX	XXX	XXX	XXX	XXX	XXX
65	Camron Douglas	0/0
66	Dayne Davis	11/1	XXX	XXX	XXX	XXX	XXX	XXX	XXX	XXX	XXX	XXX	START
68	Masai Reddick	9/0	XXX	XXX	XXX	XXX	XXX	XXX	XXX	XXX	XXX
69	Gus Hill	1/0	XXX
70	Andrej Karic	5/4	START	START	START	START	XXX
72	Addison Nichols	11/0	XXX	XXX	XXX	XXX	XXX	XXX	XXX	XXX	XXX	XXX	XXX
73	Brian Grant	11/0	XXX	XXX	XXX	XXX	XXX	XXX	XXX	XXX	XXX	XXX	XXX
74	John Campbell Jr.	9/9	START	START	START	START	START	START	START	START	...	START	...
75	Jackson Lampley	11/0	XXX	XXX	XXX	XXX	XXX	XXX	XXX	XXX	XXX	XXX	XXX
76	Javontez Spraggins	11/11	START	START	START	START	START	START	START	START	START	START	START
77	Larry Johnson III	3/0	XXX	XXX	XXX
78	Ollie Lane	11/11	START	START	START	START	START	START	START	START	START	START	START
79	Shamurad Umarov	2/0	...	XXX	...	XXX
80	Nate Spillman	0/0
81	Chas Nimrod	11/3	XXX	XXX	XXX	XXX	XXX	START	START	XXX	XXX	XXX	START
82	Dayton Sneed	2/0	XXX	XXX
83	Trey Weary	1/0	XXX
84	Kaleb Webb	11/0	XXX	XXX	XXX	XXX	XXX	XXX	XXX	XXX	XXX	XXX	XXX
85	Nathan Leacock	1/0	XXX
86	Ethan Davis	2/0	XXX	XXX
87	Jacob Warren	11/11	START	START	START	START	START	START	START	START	START	START	START
87	Joshua Helsdon	2/0	XXX	XXX
88	Charlie Browder	1/0	XXX
89	Hunter Salmon	8/0	XXX	XXX	XXX	XXX	XXX	XXX	XXX	XXX
90	Dominic Bailey	11/1	START	XXX	XXX	XXX	XXX	XXX	XXX	XXX	XXX	XXX	XXX
90	Max Gilbert	0/0
94	Josh Turbyville	11/0	XXX	XXX	XXX	XXX	XXX	XXX	XXX	XXX	XXX	XXX	XXX
94	Nathan Robinson	1/0	XXX
95	Trevor Duncan	1/0	XXX

#	Player	GP-GS	UVa	APSU	UF	UTSA	USC	TA&M	Bama	UK	UConn	MIZ	UGa
96	Austin Lewis	4/0	XXX	XXX	...	XXX	XXX
97	Jayson Jenkins	4/0	XXX	XXX	...	XXX	XXX
98	Jackson Ross	11/0	XXX	XXX	XXX	XXX	XXX	XXX	XXX	XXX	XXX	XXX	XXX
99	Kurott Garland	11/4	START	XXX	XXX	XXX	XXX	XXX	XXX	XXX	START	START	START

START indicates started
 XXX indicates played
 ... indicates did not play



2023 STATISTICS

TENNESSEE SUPERLATIVES

Tennessee Game Highs

RUSHES	52	vs Virginia (N) (09/02/2023)
YARDS RUSHING	303	UTSA (09/23/2023)
YARDS PER RUSH	9.2	UTSA (09/23/2023)
TD RUSHES	5	vs Virginia (N) (09/02/2023)
PASS ATTEMPTS	41	at Alabama (10/21/2023)
PASS COMPLETIONS	28	at Alabama (10/21/2023)
YARDS PASSING	375	UConn (11/04/2023)
YARDS PER PASS	12.1	UConn (11/04/2023)
TD PASSES	3	UConn (11/04/2023)
TOTAL PLAYS	85	vs Virginia (N) (09/02/2023)
TOTAL OFFENSE	650	UConn (11/04/2023)
YARDS PER PLAY	10.0	UConn (11/04/2023)
POINTS	59	UConn (11/04/2023)
SACKS BY	7	Austin Peay (09/09/2023)
FIRST DOWNS	29	vs Virginia (N) (09/02/2023)
PENALTIES	12	Texas A&M (10/14/2023)
PENALTY YARDS	115	Texas A&M (10/14/2023)
TURNOVERS	3	at Missouri (11/11/2023)
PUNTS	6	Georgia (11/18/2023)
	6	at Missouri (11/11/2023)
	6	UTSA (09/23/2023)
PUNTING AVG	53.2	at Alabama (10/21/2023)
LONG PUNT	71	at Alabama (10/21/2023)
PUNTS INSIDE 20	3	at Missouri (11/11/2023)
	3	UTSA (09/23/2023)
LONG PUNT RETURN	55	vs Virginia (N) (09/02/2023)

2023 STATISTICS

TENNESSEE SUPERLATIVES

Tennessee Individual Game Highs

RUSHES	19	Jaylen Wright vs Texas A&M (10/14/2023)
YARDS RUSHING	139	Dylan Sampson vs UTSA (09/23/2023)
TD RUSHES	3	Dylan Sampson vs Virginia (N) (09/02/2023)
LONG RUSH	82	Jaylen Wright vs UConn (11/04/2023)
PASS ATTEMPTS	41	Joe Milton III at Alabama (10/21/2023)
PASS COMPLETIONS	28	Joe Milton III at Alabama (10/21/2023)
YARDS PASSING	287	Joe Milton III at Florida (09/16/2023)
TD PASSES	2 2 2 2 2 2	Joe Milton III vs UConn (11/04/2023) Joe Milton III at Alabama (10/21/2023) Joe Milton III vs UTSA (09/23/2023) Joe Milton III at Florida (09/16/2023) Joe Milton III vs Austin Peay (09/09/2023) Joe Milton III vs Virginia (N) (09/02/2023)
LONG PASS	83	Joe Milton III vs UConn (11/04/2023)
RECEPTIONS	10	Squirrel White at Alabama (10/21/2023)
YARDS RECEIVING	111	Squirrel White at Alabama (10/21/2023)
TD RECEPTIONS	1 1 1 1 1 1 1 1 1 1 1 1 1 1 1 1 1 1 1	Dont'e Thornton Jr. at Missouri (11/11/2023) McCallan Castles vs UConn (11/04/2023) Squirrel White vs UConn (11/04/2023) Ramel Keyton vs UConn (11/04/2023) Chas Nimrod at Kentucky (10/28/2023) McCallan Castles at Alabama (10/21/2023) Squirrel White at Alabama (10/21/2023) Jacob Warren vs Texas A&M (10/14/2023) Jacob Warren vs South Carolina (09/30/2023) Ramel Keyton vs UTSA (09/23/2023) Kaleb Webb vs UTSA (09/23/2023) Bru McCoy at Florida (09/16/2023) Ramel Keyton at Florida (09/16/2023) McCallan Castles vs Austin Peay (09/09/2023) Ramel Keyton vs Austin Peay (09/09/2023) Dylan Sampson vs Virginia (N) (09/02/2023) Jacob Warren vs Virginia (N) (09/02/2023)
LONG RECEPTION	83	Squirrel White vs UConn (11/04/2023)
PUNTS	6 6 6	Jackson Ross vs Georgia (11/18/2023) Jackson Ross at Missouri (11/11/2023) Jackson Ross vs UTSA (09/23/2023)
PUNTING AVG	53.2	Jackson Ross at Alabama (10/21/2023)
LONG PUNT	71	Jackson Ross at Alabama (10/21/2023)
PUNTS INSIDE 20	3 3	Jackson Ross at Missouri (11/11/2023) Jackson Ross vs UTSA (09/23/2023)
LONG PUNT RETURN	55	Dee Williams vs Virginia (N) (09/02/2023)
LONG KICKOFF RETURN	34	Dee Williams vs Virginia (N) (09/02/2023)
TACKLES	11	Doneiko Slaughter vs Georgia (11/18/2023)
SACKS	2 2 2 2 2	Omarr Norman-Lott at Missouri (11/11/2023) James Pearce Jr. vs South Carolina (09/30/2023) Aaron Beasley vs Austin Peay (09/09/2023) Tyler Baron vs Virginia (N) (09/02/2023) James Pearce Jr. vs Virginia (N) (09/02/2023)
TACKLES FOR LOSS	5	Aaron Beasley vs Austin Peay (09/09/2023)

2023 STATISTICS

OPPONENT SUPERLATIVES

Opponent Game Highs

RUSHES	51	at Missouri (11/11/2023)
YARDS RUSHING	255	at Missouri (11/11/2023)
YARDS PER RUSH	5.0	at Missouri (11/11/2023)
TD RUSHES	3	at Florida (09/16/2023)
PASS ATTEMPTS	42	UConn (11/04/2023)
PASS COMPLETIONS	30	UTSA (09/23/2023)
YARDS PASSING	372	at Kentucky (10/28/2023)
YARDS PER PASS	11.5	at Missouri (11/11/2023)
TD PASSES	4	Georgia (11/18/2023)
TOTAL PLAYS	81	UTSA (09/23/2023)
TOTAL OFFENSE	530	at Missouri (11/11/2023)
YARDS PER PLAY	7.1	at Missouri (11/11/2023)
POINTS	38	Georgia (11/18/2023)
SACKS BY	3	at Alabama (10/21/2023)
	3	Texas A&M (10/14/2023)
FIRST DOWNS	27	Georgia (11/18/2023)
PENALTIES	11	Texas A&M (10/14/2023)
PENALTY YARDS	90	Texas A&M (10/14/2023)
TURNOVERS	3	UConn (11/04/2023)
	3	UTSA (09/23/2023)
PUNTS	9	vs Virginia (N) (09/02/2023)
PUNTING AVG	45.8	South Carolina (09/30/2023)
LONG PUNT	62	vs Virginia (N) (09/02/2023)
PUNTS INSIDE 20	3	UConn (11/04/2023)
	3	vs Virginia (N) (09/02/2023)
LONG PUNT RETURN	6	Georgia (11/18/2023)
	6	at Florida (09/16/2023)

Opponent Individual Game Highs

RUSHES	35	Cody Schrader at Missouri (11/11/2023)
YARDS RUSHING	205	Cody Schrader at Missouri (11/11/2023)
TD RUSHES	1	Kendall Milton vs Georgia (11/18/2023)
	1	Cody Schrader at Missouri (11/11/2023)
	1	Brady Cook at Missouri (11/11/2023)
	1	Ray Davis at Kentucky (10/28/2023)
	1	Jase McClellan at Alabama (10/21/2023)
	1	Max Johnson vs Texas A&M (10/14/2023)
	1	Mario Anderson vs South Carolina (09/30/2023)
	1	Spencer Rattler vs South Carolina (09/30/2023)
	1	Montrell Johnson Jr. at Florida (09/16/2023)
	1	Graham Mertz at Florida (09/16/2023)
	1	Trevor Etienne at Florida (09/16/2023)
	1	Perris Jones vs Virginia (N) (09/02/2023)
LONG RUSH	75	Mario Anderson vs South Carolina (09/30/2023)
PASS ATTEMPTS	40	Ta'Quan Roberson vs UConn (11/04/2023)
PASS COMPLETIONS	29	Mike DiLiello vs Austin Peay (09/09/2023)
YARDS PASSING	372	Devin Leary at Kentucky (10/28/2023)
TD PASSES	3	Carson Beck vs Georgia (11/18/2023)
LONG PASS	52	Mike DiLiello vs Austin Peay (09/09/2023)
RECEPTIONS	8	Justin Joly vs UConn (11/04/2023)
YARDS RECEIVING	116	Cody Schrader at Missouri (11/11/2023)
TD RECEPTIONS	2	Marcus Rosemy-Jacksaint vs Georgia (11/18/2023)
LONG RECEPTION	52	Trey Goodman vs Austin Peay (09/09/2023)
FIELD GOALS	3	Harrison Mevis at Missouri (11/11/2023)
LONG FIELD GOALS	50	Will Reichard at Alabama (10/21/2023)
PUNTS	9	Daniel Sparks vs Virginia (N) (09/02/2023)
PUNTING AVG	45.8	Kai Kroeger vs South Carolina (09/30/2023)
LONG PUNT	62	Daniel Sparks vs Virginia (N) (09/02/2023)
PUNTS INSIDE 20	3	George Caratan vs UConn (11/04/2023)
	3	Daniel Sparks vs Virginia (N) (09/02/2023)
LONG PUNT RETURN	6	Mekhi Mews vs Georgia (11/18/2023)
	6	Ricky Pearsall at Florida (09/16/2023)
LONG KICKOFF RETURN	30	Jalen Mitchell vs UConn (11/04/2023)
	30	Barion Brown at Kentucky (10/28/2023)
TACKLES	15	Jalon Kilgore vs South Carolina (09/30/2023)
SACKS	2	Chris Braswell at Alabama (10/21/2023)
TACKLES FOR LOSS	2.5	Taurean York vs Texas A&M (10/14/2023)
INTERCEPTIONS	1	Daylan Carnell at Missouri (11/11/2023)
	1	Josh DeBerry vs Texas A&M (10/14/2023)
	1	DQ Smith vs South Carolina (09/30/2023)
	1	Jalon Kilgore vs South Carolina (09/30/2023)
	1	Devin Moore at Florida (09/16/2023)

TENNESSEE OVERTIME RECORDS

TENNESSEE OVERTIME GAMES & RESULTS (14-9)

Date	Opponent	OTs	1st Poss.	Game-Winning Score	Final Score
Sept. 19, 1998	Florida	1	Offense	Jeff Hall 41 field goal	W, 20-17
Sept. 30, 2000	at LSU	1	Defense*	Robert Royal 25 pass from Rohan Davey (John Corbello kick)	L, 31-38
Oct. 5, 2002	Arkansas	6	Offense	Jason Witten 25 pass from Casey Clausen+	W, 41-38
Sept. 27, 2003	South Carolina	1	Defense*	James Banks 4 pass from Casey Clausen+	W, 23-20
Oct. 25, 2003	at Alabama	5	Offense	Casey Clausen 1 run (James Banks pass from Casey Clausen)	W, 51-43
Sept. 26, 2005	at LSU	1	Defense*	Gerald Riggs, Jr. 1 run+	W, 30-27
Oct. 27, 2007	South Carolina	1	Offense	Daniel Lincoln 27 field goal	W, 27-24
Nov. 24, 2007	at Kentucky	4	Defense*	Quintin Hancock 40 pass from Erik Ainge (Austin Rogers pass from Ainge)	W, 52-50
Sept. 1, 2008	at UCLA	1	Defense*	Kai Forbath 42 field goal	L, 24-27
Nov. 28, 2009	at Kentucky	1	Defense*	Montario Hardesty 20 run+	W, 30-24
Sept. 25, 2010	UAB	2	Offense	Denarius Moore 25 pass from Matt Simms+	W, 32-29
Dec. 30, 2010	vs. North Carolina#	2	Defense*	Casey Barth 23 field goal+	L, 27-30
Nov. 19, 2011	Vanderbilt	1	Defense*	Eric Gordon 90 INT return+	W, 27-21
Nov. 10, 2012	Missouri	4	Defense*	Andrew Baggett 35 field goal+	L, 48-51
Oct. 5, 2013	Georgia	1	Offense	Marshall Morgan 42 field goal+	L, 31-34
Nov. 1, 2014	at South Carolina	1	Offense	Aaron Medley 32 field goal	W, 45-42
Sept. 12, 2015	Oklahoma	2	Offense	Sterling Shepard 18 pass from Baker Mayfield (Austin Seibert kick)	L, 24-31
Sept. 1, 2016	Appalachian State	1	Offense	Joshua Dobbs rush for 1 yard to the APP1, fumble forced by Kennan Gilchrist, fumble by Dobbs recovered by UT's Jalen Hurd in the end zone (Aaron Medley kick)	W, 20-13
Oct. 8, 2016	at Texas A&M	2	Offense	Trevor Knight 1 run (Daniel LaCamera kick)	L, 38-45
Sept. 4, 2017	vs. Georgia Tech^	2	Defense*	John Kelly 2 run (Aaron Medley kick)	W, 42-41
Sept. 7, 2019	BYU	2	Defense*	Ty'Son Williams 5 run+	L, 29-26
Dec. 30, 2021	vs. Purdue#	1	Offense	Mitchell Fineran 39 field goal+	L, 45-48
Sept. 10, 2022	at Pittsburgh	1	Offense	Cedric Tillman 28 pass from Hendon Hooker	W, 34-27

*Won coin toss +Game-ending play #Bowl game ^Neutral site regular season game

OVERTIME TEAM RECORDS

Record in OT: 14-9 (Most OT team wins all-time in NCAA history)

Most OT Periods: 6 vs. Arkansas, Oct. 5, 2002

Longest Game (Elapsed Time): 4:43 at Kentucky, Nov. 24, 2007; at Texas A&M, Oct. 8, 2016

Points: 31 at Alabama, Oct. 25, 2003

Opponent Points: 23 at Alabama, Oct. 25, 2003; Missouri, Nov. 10, 2012

Points, Both Teams: 54 (UT 31, Alabama 23), Oct. 25, 2003

Fewest Points: 0 at LSU, Sept. 30, 2000; at UCLA, Sept. 1, 2008

Fewest Points, Both Teams: 3 (Five Times) Most Recent: (Purdue 3, UT 0), Dec. 30, 2021

Touchdowns: 4 at Alabama, Oct. 25, 2003

Total Offense Plays: 21 at Alabama, Oct. 25, 2003 (105 yards)

Total Offense Yards: 105 at Alabama, Oct. 25, 2003 (21 plays)

Rushing Attempts: 13 at Alabama, Oct. 25, 2003 (40 yards)

Rushing Yards: 40 at Alabama, Oct. 25, 2003 (13 attempts)

Pass Attempts: 16 vs. Missouri, Nov. 10, 2012 (9 completions, 72 yards, 2 touchdowns)

Pass Completions: 9 vs. Missouri, Nov. 10, 2012 (for 72 yards)

Passing Yards: 77 at Kentucky, Nov. 24, 2007 (6-of-9)

Field Goals Attempted: 2 vs. Arkansas, Oct. 5, 2002 (2 made)

Field Goals Made: 2 vs. Arkansas, Oct. 5, 2002 (2 attempts)

Longest Drive, Plays: 9 vs. Purdue, Dec. 30, 2021 (24 yards, TO on Downs)

Shortest Drive, Plays: 1 vs. Arkansas, Oct. 5, 2002 (25 yards, Jason Witten 25 pass from Casey Clausen); vs. Arkansas, Oct. 5, 2002 (25 yards, Tony Brown 25 pass from Casey Clausen); at Alabama, Oct. 25, 2003 (25 yards, James Banks 25 pass from Casey Clausen); vs. UAB, Sept. 25, 2010 (25 yards, Denarius Moore 25 pass from Matt Simms)

Shortest Drive, Yards: minus-7 vs. Arkansas, Oct. 5, 2002 (1 play, Derrick Tinsley rush and fumble lost)

Opponent Longest Drive, Plays: 8, Pitt, Sept. 10, 2022 (5 yards, Turnover on Downs)

Opponent Shortest Drive, Plays: 1, LSU, Sept. 30, 2000 (25 yards, Robert Royal 25 pass from Rohan Davey)

Opponent Shortest Drive, Yards: minus-15, at South Carolina, Nov. 1, 2014 (4 plays, Elliott Fry missed 58-yard field goal attempt)

OVERTIME INDIVIDUAL RECORDS

Points: 14, James Banks at Alabama, Oct. 25, 2003 (2 TDs, 1 PAT)

Touchdowns: 2, James Banks at Alabama, Oct. 25, 2003; John Kelly vs. Georgia Tech, Sept. 4, 2017

Rushing Attempts: 6, Jaylen Wright vs. Purdue, Dec. 30, 2021 (23 yards)

Rushing Yards: 23, Jaylen Wright vs. Purdue, Dec. 30, 2021 (6 attempts); Jabari Davis vs. Arkansas, Oct. 5, 2002 (5 attempts)

Longest Rushing Play: 20, Montario Hardesty at Kentucky, Nov. 28, 2009

Longest Rushing Touchdown: 20 yards, Montario Hardesty at Kentucky, Nov. 28, 2009

Passing Attempts: 15, Tyler Bray vs. Missouri, Nov. 10, 2012 (8 completions)

Passing Completions: 8, Tyler Bray vs. Missouri, Nov. 10, 2012 (15 attempts)

Passing Yards: 77, Erik Ainge at Kentucky, Nov. 24, 2007 (6-of-9); Tyler Bray vs. Missouri, Nov. 10, 2012 (8-of-15)

Longest Pass Completion: 40, Erik Ainge to Quintin Hancock (TD) at Kentucky, Nov. 24, 2007 (1st-and-10 from the 40-yard line)

Longest Passing Touchdown: 40, Erik Ainge to Quintin Hancock at Kentucky, Nov. 24, 2007 (1st-and-10 from the 40-yard line)

Receptions: 2, Cedrick Wilson at LSU, Sept. 30, 2000 (16 yards); James Banks at Alabama, Oct. 25, 2003 (30 yards); Gerald Jones at Kentucky, Nov. 24, 2007 (20 yards); Denarius Moore vs. UAB, Sept. 25, 2010 (31 yards); Cordarrelle Patterson vs. Missouri, Nov. 10, 2012 (31 yards); Rajion Neal vs. Missouri, Nov. 10, 2012 (12 yards); Zach Rogers vs. Missouri, Nov. 10, 2012 (10 yards); Marlin Lane vs. Missouri, Nov. 10, 2012 (6 yards)

Receiving Yards: 40, Quintin Hancock at Kentucky, Nov. 24, 2007 (1 reception)

Field Goals Attempted: 2, Philip Newman vs. Arkansas, Oct. 5, 2002 (2 made)

Field Goals Made: 2, Philip Newman vs. Arkansas, Oct. 5, 2002 (2 attempts)

Longest Field Goal Made: 41, Jeff Hall vs. Florida, Sept. 19, 1998

PLAYER NOTES | LISTED ALPHABETICALLY

**DOMINIC
BAILEY****DL • 6-3 • 280 • R-Jr.**
Salisbury, Md.**90****CAREER**

- Experienced pass rusher who is in his fourth year with the program
- Has built off of 2022 season in which he appeared in all 13 games and became a regular in the d-line rotation
- Recognized as one of the team's most improved players last offseason and during 2022 preseason camp by DL coach Rodney Garner
- Played in 27 career games with one start and has three years of eligibility remaining, which includes his COVID-19 exempt season

2023

- Has appeared in all 11 games this season as a reserve defensive lineman
- Saw action on 28 defensive snaps and made one tackle in loss to No. 1 Georgia (11/18)
- Played a season-high 35 snaps and made one tackle in win vs. Texas A&M (10/14)
- Made two tackles and half a sack in win over South Carolina (9/30)
- Had two tackles in 14 defensive snaps in win over UTSA (9/23)
- Played 16 defensive snaps and recorded a pair of assisted tackles in SEC opener at Florida (9/16)
- Earned his first-career start in season-opening win vs. Virginia (9/2), getting the nod at defensive end and playing 16 snaps against the Cavaliers

NOTABLE

- Majoring in communication studies
 - Goes by "Dom"
 - Favorite musical artist is NBA YoungBoy
 - Favorite food is chicken Alfredo
 - Favorite sport other than football is basketball
 - Twitter: @DominicBailey56 | IG: dominic.bailey...
- >> Full profile on Record Book Page 56

CAREER HIGHS

Tackles	3 (2x), last at Georgia, 11/5/22
Tackles for Loss	0.5 (3x), last vs. South Carolina, 9/30/23
Sacks	0.5 vs. South Carolina, 9/30/23
QB Hurries	1 at Pitt, 9/10/22
Passes Defended	1 vs. Tennessee Tech, 9/18/21

CAREER STATS

Defense	GP/GS	UT	AT	TT	Sack	TFL	FF	FR	QBH	PD	High Tk
2020	1/0	0	0	0	0-0	0-0	0	0	0	0	--
2021	2/0	0	1	1	0-0	0-0	0	0	0	1	1-TTU
2022	13/0	3	8	11	0-0	1-3	0	0	1	0	3(2x)
2023	11/1	4	6	10	0.5-4	0.5-4	0	0	0	0	2(3x)
Career	27/1	7	15	22	0.5-4	1.5-7	0	0	1	1	3(2x)

GAME-BY-GAME

2023 Opp.	U-A-T, Other
*vs. Virginia	0-0-0
Austin Peay	1-0-1
at Florida	0-2-2
UTSA	0-2-2
South Carolina	1-1-2, 0.5 s, 0.5 tfl
Texas A&M	1-0-1
at Alabama	0-0-0
at Kentucky	0-1-1
UConn	0-0-0
at Missouri	0-0-0
Georgia	1-0-1

2022 Opp.	U-A-T, Other
Ball State	0-0-0
at Pitt	0-0-0, 1 qbh
Akron	0-1-1
Florida	1-0-1
at LSU	0-3-3
Alabama	0-1-1, 0.5 tfl

UT Martin	0-0-0
Kentucky	0-0-0
at Georgia	2-1-3
Missouri	0-1-1
at South Carolina	0-0-0
at Vanderbilt	0-1-1, 0.5 tfl
vs. Clemson	0-0-0

2021 Opp.	U-A-T, Other
Bowling Green	DNP
Pitt	DNP
Tennessee Tech	0-1-1, 1 pd
at Florida	DNP
at Missouri	DNP
South Carolina	DNP
Ole Miss	DNP
at Alabama	DNP
at Kentucky	DNP
Georgia	0-0-0
South Alabama	DNP
Vanderbilt	DNP
vs. Purdue	DNP

2020 Opp.	U-A-T, Other
Florida	0-0-0

* - denotes started

**TYLER
BARON****DL • 6-5 • 260 • Sr.**
Knoxville, Tenn.**9****CAREER HONORS**

- 2023 Reese's Senior Bowl Midseason All-American
- SEC Defensive Lineman of the Week (vs. Virginia, 9/2)
- 2024 Reese's Senior Bowl Watch List
- 2023 Preseason All-SEC Third Team (Athlon)

CAREER

- Talented edge rusher who is having a career year
- Including this year, has two seasons of remaining eligibility, which includes his COVID-19 year
- Totaled 100 tackles, 26.0 TFLs, 12.5 sacks, 12 QB hurries, four passes defended, one forced fumble and one fumble recovery that was returned for a TD in his career
- Played in 47 games and made 18 starts in career

2023

- His five sacks are a single-season career high
- Made three tackles to reach 100 for his career in loss to No. 1 Georgia (11/18). Also added a TFL and a QB hurry against the Bulldogs
- Had two tackles, half a TFL and a career-high two pass breakups at No. 14 Missouri (11/11), the first of which resulted in a Jaylen McCollough interception on the first drive of the game
- Was dominant in win vs. UConn (11/4), posting three tackles, two TFLs and a 24-yard fumble return for a touchdown right before halftime
- Finished with three tackles and half a TFL in road win at Kentucky (10/28)
- Posted another solid performance in win vs. Texas A&M (10/14) with two tackles, including his fifth sack of the season, and a QB hurry
- Made two tackles, including his fourth sack of the year, and added a career-high three QB hurries in win over UTSA (9/23)
- Had three total tackles in SEC opener at Florida (9/16)
- Made three solo tackles and a sack vs. Austin Peay (9/9)
- Posted an impressive performance in season-opening victory vs. Virginia (9/2), setting a new career-high with two sacks while also recording 2.5 TFLs and three total tackles to earn SEC Defensive Lineman of the Week honors

NOTABLE

- Majoring in communication studies

- Comes from a family with a college football history and was a four-star local prospect
 - Brother, Woody, played college football at Virginia Tech and currently plays in the Canadian Football League for the BC Lions
 - Older brother, Jordan, recently finished serving in the National Guard in 2019
 - Models his game after VFL and Philadelphia Eagle Derek Barnett, who he talks to regularly
 - Twitter: @tylerbaron23 | IG: _tylerbaron
- >> Full profile on Record Book Page 57

CAREER HIGHS

Tackles	5 at Georgia, 10/10/20
Tackles for Loss	4.0 vs. Missouri, 11/12/22
Sacks	2.0 vs. Virginia, 9/2/23
Quarterback Hurries	3 vs. UTSA, 9/23/23
Passes Defended	2 at Missouri, 11/11/23
Forced Fumbles	1 at Pitt, 9/10/22
Fumble Recoveries	1 vs. UConn, 11/4/23

CAREER STATS

Defense	GP/GS	UT	AT	TT	Sack	TFL	FF	FR	QBH	PD	High Tk
2020	10/0	13	8	21	1-6	3-11	0	0	0	0	5-UGA
2021	13/5	8	22	30	4-23	7-30	0	0	2	2	4(3x)
2022	13/3	13	9	22	2.5-19	6.5-27	1	0	5	0	4(3x)
2023	11/10	15	12	27	5-26	9.5-37	0	1	5	2	3(6x)
Career	47/18	49	51	100	12.5-74	26-105	1	1	12	4	5-UGA

GAME-BY-GAME

2023 Opp.	U-A-T, Other
vs. Virginia	2-1-3, 2.5 tfl, 2 s
*Austin Peay	3-0-3, 1 tfl, 1 s
*at Florida	1-2-3
*UTSA	1-1-2, 1 tfl, 1 s, 3 qbh
*South Carolina	0-1-1
*Texas A&M	2-0-2, 1 tfl, 1s, 1 qbh
*at Alabama	1-1-2
*at Kentucky	0-3-3, 0.5 tfl
*UConn	3-0-3, 2 tfl, 1 fr (td)
*at Missouri	1-1-2, 0.5 tfl, 2 pd
*Georgia	1-2-3, 1 tfl, 1 qbh

2022 Opp.	U-A-T, Other
*Ball State	0-0-0
*at Pitt	2-2-4, 1 s, 2 tfl, 1 ff, 1 qbh
*Akron	1-1-2, 1 qbh
Florida	1-0-1, 1 qbh
at LSU	0-2-2
Alabama	1-1-2
UT Martin	0-0-0, 1 qbh
Kentucky	0-2-2, 0.5 tfl, 0.5 s
at Georgia	0-0-0
Missouri	4-0-4, 4 tfl, 1 s
at South Carolina	1-0-1
at Vanderbilt	0-0-0, 1 qbh
vs. Clemson	3-1-4

2021 Opp.	U-A-T, Other
*Bowling Green	1-1-2, 1 s, 1 tfl, 1 qbh, 1 pd
*Pitt	2-2-4, 2.5 tfl
*Tennessee Tech	0-3-3, 0.5 s, 0.5 tfl
*at Florida	2-1-3, 1 pd
at Missouri	0-0-0
South Carolina	1-0-1, 1 s, 1 tfl
Ole Miss	0-2-2
at Alabama	0-3-3
at Kentucky	1-3-4, 1 s, 1 tfl
Georgia	0-1-1
South Alabama	0-2-2, 0.5 s, 0.5 tfl
Vanderbilt	0-1-1, 1 qbh
*vs. Purdue	1-3-4, 0.5 tfl

2020 Opp.	U-A-T, Other
at South Carolina	2-0-2, 2 tfl
Missouri	0-0-0
at Georgia	3-2-5
Kentucky	1-1-2
Alabama	2-1-3
at Arkansas	0-2-2
at Auburn	2-0-2
Florida	1-2-3, 1 tfl, 1 s

at Vanderbilt	1-0-1
Texas A&M	1-0-1

* - denotes started



AARON BEASLEY
LB • 6-1 • 225 • Sr.
Franklin, Ga.



6

CAREER HONORS

- 2024 Reese's Senior Bowl Watch List
- 2023 Chuck Bednarik Award Watch List
- 2023 Preseason All-SEC Third Team (Athlon)
- 2022 Associated Press All-Bowl Team

CAREER

- Veteran and dependable starting linebacker who elected to return for his final year of eligibility in 2023 after a career year in 2022
- Is the Vols' leading returning tackler after recording 76 a year ago
- Finished the 2022 campaign on a high note in the Orange Bowl and was the game's defensive MVP
- Made 232 career tackles with 32.5 TFLs and 7.5 sacks. Has forced one fumble and has four fumble recoveries as well as 16 QB hurries, seven passes defended and one interception
- Dating back to last season, Beasley has 15.5 TFLs in his last 12 games and 18.5 in his last 14 games
- Played in 54 games and made 32 starts in career

2023

- Has started every game at linebacker and is tied for the team lead with 11.5 TFLs while also ranking second on the team with 63 total tackles
- Tied a season high with nine tackles, including two TFLs and a sack while also adding a fumble recovery against No. 1 Georgia (11/18)
- Had three tackles and half a TFL in loss at No. 14 Missouri (11/11)
- Made three tackles, half a TFL and intercepted the first pass of his career, returning it 39 yards for a touchdown in win over UConn (11/4)
- Tallied seven tackles in his 50th career game played in loss at No. 11/8 Alabama (10/21)
- Tied for the team lead with five tackles and added a QB hurry in win over Texas A&M (10/14)
- Made four solo tackles, including a TFL, to surpass the 200-career tackle mark in victory vs. South Carolina (9/30). Also added a pass breakup in the win over the Gamecocks
- Was UT's leading tackler for the third straight game in win over UTSA (9/23), finishing with a game-high nine stops to go along with half a TFL
- Led the team with eight tackles to go along with a TFL in SEC opener at Florida (9/16)
- Was a force in win over Austin Peay (9/9), leading the team with nine tackles (8 solo) while setting a career high with five TFLs and tying a career high with two sacks
- His five TFLs against the Governors were the most by a Vol in a single game since Jesse Mahelona also had five against Notre Dame on Nov. 6, 2004
- Was solid in season-opening win over Virginia (9/2), posting three tackles, a TFL and a career-high two PBUs while playing 43 snaps at linebacker

NOTABLE

- Member of the team's leadership council
 - Wears the SEC graduate patch in 2023 after earning his bachelor's degree in communication studies from UT in May 2023
 - Is in the agricultural leadership, education & communication graduate program
 - Twitter: @deuceofficial2 | IG: @abeas248
- >> Full profile on Record Book Page 58

CAREER HIGHS

Tackles	14 (2x), last at Pitt, 9/10/22
Tackles for Loss	5.0 vs. Austin Peay, 9/9/23
Sacks	2.0 (2x), last vs. Austin Peay, 9/9/23
Quarterback Hurries	3 (3x), last vs. Alabama, 10/15/22

Passes Defended	2 vs. Virginia, 9/2/23
Interceptions	1 vs. UConn, 11/4/23
Forced Fumbles	1 at Georgia, 10/10/20
Fumble Recoveries	1 (4x), last vs. Georgia, 11/18/23

CAREER STATS

Defense	GP/GS	UT	AT	TT	Sack	TFL	FF	FR	QBH	PD	Int	High Tk
2019	9/0	1	1	2	0-0	0-0	0	0	0	0	1	(2x)
2020	8/0	4	3	7	0-0	0.5-1	1	0	0	0	3	UK
2021	13/11	34	50	84	1.5-7	7.5-23	0	2	6	0	14	UK
2022	13/10	39	37	76	3-25	13-50	0	1	9	3	14	PITT
2023	11/11	34	29	63	3-26	11.5-42	0	1	1	4	9	(3x)
Career	54/32	112	120	232	7.5-58	32.5-116	1	4	16	7	14	(2x)

GAME-BY-GAME

2023 Opp.	U-A-T, Other
*vs. Virginia	1-2-3, 1 tfl, 2 pd
*Austin Peay	8-1-9, 5 tfl, 2 s
*at Florida	4-4-8, 1 tfl
*UTSA	2-7-9, 0.5 tfl
*South Carolina	4-0-4, 1 tfl, 1 pd
*Texas A&M	3-2-5, 1 qbh
*at Alabama	3-4-7
*at Kentucky	1-2-3
*UConn	2-1-3, 0.5 tfl, 1 int (td)
*at Missouri	2-1-3, 0.5 tfl
*Georgia	4-5-9, 2 tfl, 1 s, 1 fr

2022 Opp.	U-A-T, Other
*Ball State	2-6-8, 1 qbh
*at Pitt	7-7-14, 1 tfl, 3 qbh, 1 pd
*Akron	0-0-0
*Florida	3-1-4, 1 qbh
at LSU	3-6-9, 1.5 tfl
Alabama	1-1-2, 1 tfl, 3 qbh
*UT Martin	1-1-2, 0.5 tfl, 1 fr
*Kentucky	2-3-5, 1 tfl
*at Georgia	4-0-4, 1 tfl
Missouri	2-3-5
*at South Carolina	3-2-5, 3 tfl, 1 s
*at Vanderbilt	1-5-6, 1 qbh, 1 pd
vs. Clemson	10-2-12, 4 tfl, 2 s, 1 pd

2021 Opp.	U-A-T, Other
Bowling Green	1-2-3, 0.5 tfl
*Pitt	1-2-3
*Tennessee Tech	0-2-2, 0.5 s, 0.5 tfl
*at Florida	1-5-6, 1 fr
at Missouri	6-2-8, 1.5 tfl
*South Carolina	4-5-9, 0.5 tfl, 1 fr
*Ole Miss	5-5-10, 1 tfl, 1 s, 1 qbh
*at Alabama	4-3-7, 0.5 tfl
*at Kentucky	6-8-14
*Georgia	0-3-3, 3 qbh
*South Alabama	0-4-4
*Vanderbilt	4-6-10, 1.5 tfl, 1 qbh
*vs. Purdue	2-3-5, 1.5 tfl, 1 qbh

2020 Opp.	U-A-T, Other
at South Carolina	0-0-0
Missouri	0-0-0
at Georgia	1-1-2, 1 ff
Kentucky	2-1-3
Alabama	1-1-2, 0.5 tfl
at Arkansas	0-0-0
at Auburn	0-0-0
Florida	0-0-0
at Vanderbilt	DNP
Texas A&M	DNP

2019 Opp.	U-A-T, Other
Georgia State	DNP
BYU	DNP
Chattanooga	DNP
at Florida	DNP
Georgia	0-0-0
Mississippi State	0-0-0
at Alabama	0-1-1
South Carolina	0-0-0
UAB	0-0-0
at Kentucky	0-0-0
at Missouri	0-0-0
Vanderbilt	0-0-0
vs. Indiana	1-0-1

* - denotes started



WARREN BURRELL
DB • 6-0 • 190 • R-Sr.
Suwanee, Ga.



4

CAREER HONORS

- 2024 Reese's Senior Bowl Watch List

CAREER

- Experienced corner who had a career year in 2021 as one of the Vols' starters before missing the majority of the 2022 season with an upper body injury
- Accumulated 89 total tackles, has nine PBUs, one interception and a fumble recovery to his credit
- Played in 40 games with 22 starts and has two years of eligibility remaining, including this season

2023

- Was targeted three times but did not allow a reception in 23 snaps at corner in Homecoming win vs. UConn (11/4)
- Played 19 snaps at corner and tallied a pair of tackles in road win at Kentucky (10/28)
- Had one special teams tackle at No. 11/8 Alabama (10/21)
- Recorded his first-career interception to stop a fourth quarter drive in win over UTSA (9/23)
- Did not allow a reception in 40 defensive snaps at corner in win over Austin Peay (9/9), finishing with one tackle and a fumble recovery on a muffed punt in the first quarter that set up UT's first points
- Played 26 snaps at corner in season-opening win over Virginia (9/2), recording one tackle

NOTABLE

- Is an SEC graduate after earning his bachelor's degree in communication studies in Dec. 2022
 - Is working towards obtaining his master's degree in the agricultural leadership, education & communication
 - Twitter: @_WB04 | IG: @warrenb_4
- >> Full profile on Record Book Page 61

CAREER HIGHS

Tackles	8 (3x), last vs. Ball State, 9/1/22
Tackles for Loss	1.0 (2x), last vs. South Carolina, 10/9/21
Interceptions	1 vs. UTSA, 9/23/23
Passes Defended	3 vs. Vanderbilt, 11/27/21
Fumble Recoveries	1 vs. Austin Peay, 9/9/23

CAREER STATS

Defense	GP/GS	UT	AT	TT	Sack	TFL	FF	FR	PD	Int	High Tk
2019	9/4	6	7	13	0-0	0-0	0	0	0	0	4-BYU
2020	8/4	15	2	17	0-0	0-0	0	0	1	0	8-UF
2021	12/12	32	9	41	0-0	2-7	0	0	7	0	8-VU
2022	2/2	8	4	12	0-0	0-0	0	0	1	0	8-BSU
2023	9/0	4	2	6	0-0	0-0	0	1	1	1	2-UK
Career	39/22	65	24	89	0-0	2-7	0	1	10	1	8(3x)

GAME-BY-GAME

2023 Opp.	U-A-T, Other
vs. Virginia	1-0-1
Austin Peay	0-1-1, 1 fr
at Florida	0-0-0
UTSA	0-0-0, 1 int, 1 pd
South Carolina	DNP
Texas A&M	DNP
at Alabama	0-1-1
at Kentucky	2-0-2
UConn	0-0-0
at Missouri	1-0-1
Georgia	0-0-0

2022 Opp.	U-A-T, Other
*Ball State	5-3-8, 1 pd
*at Pitt	3-1-4

2021 Opp.	U-A-T, Other
*Bowling Green	2-0-2, 1 tfl
*Pitt	1-1-2, 2 pd
*Tennessee Tech	1-0-1
*at Florida	0-1-1, 1 pd
*at Missouri	3-0-3



*South Carolina	4-0-4, 1 tfl
*Ole Miss	1-1-2
at Alabama	DNP
*at Kentucky	4-1-5, 1 pd
*Georgia	3-0-3
*South Alabama	4-0-4
*Vanderbilt	6-2-8, 3 pd
*vs. Purdue	3-3-6

2020 Opp.	U-A-T, Other
at South Carolina	0-0-0
Missouri	DNP
at Georgia	DNP
Kentucky	0-1-1
Alabama	0-0-0
at Arkansas	1-0-1
*at Auburn	4-0-4
*Florida	7-1-8
*at Vanderbilt	1-0-1, 1 pd
*Texas A&M	2-0-2

2019 Opp.	U-A-T, Other
*Georgia State	2-1-3
*BYU	2-2-4
*Chattanooga	0-1-1
*at Florida	0-2-2
Georgia	DNP
Mississippi State	DNP
at Alabama	0-1-1
South Carolina	0-0-0
UAB	1-0-1
at Kentucky	DNP
at Missouri	1-0-1
Vanderbilt	0-0-0
vs. Indiana	DNP

* - denotes started



CHARLES CAMPBELL
PK • 5-9 • 181 • R-Sr.
Jackson, Tenn.



19

CAREER HONORS

- 2023 Lou Groza Award Semifinalist
- SEC Special Teams Player of the Week (at Kentucky, 10/28/23)
- 2022 All-Big Ten Honorable Mention (Coaches, Media)
- Big Ten Special Teams Player of the Week (vs. Western Kentucky, 9/19/22; at Rutgers, 10/31/20)
- Lou Groza Award "Star of the Week" (vs. Illinois, 9/6/22; vs. Western Kentucky, 9/19/22; at Western Kentucky, 9/27/21; at Rutgers, 10/31/20)
- 2020 First Team All-Big Ten (Phil Steele)
- 2020 Second Team All-Big Ten (Coaches, Media)
- 2020 Academic All-Big Ten

CAREER

- Veteran graduate transfer placekicker at the Power Five level who served as Indiana's starter for each of the past three seasons
- Transferred back to his home state and participated in Orange Bowl practices in December 2022 before going through spring ball
- Using his sixth and final season of collegiate eligibility in 2023
- Connected on 55-of-71 field goals (77.5 percent) for his career and has yet to miss a PAT in college, converting all 111 attempts, which ranks fifth among active FBS players for consecutive made PATs
- Ranks No. 8 in Indiana history in career field goals made (39), No. 13 in career points (190) and No. 9 in career extra points (73)
- Has made five career 50-yard field goals, the second-most in Hoosier history
- Posted the longest field goal in the Big Ten in 2020 (53 yards vs. Ole Miss) and 2021 (55 yards at Maryland)
- Twice tied Indiana's single-game record for field goals (4 vs. Western Kentucky, 2021 and 2022)
- Played in 45 career games (34 at IU & 11 at UT)

2023

- Has already set single-season career highs in field goals made (16) and total points (86)
- Converted one of two FG attempts vs. No. 1 Georgia (11/18), hitting a 37-yarder on the final play of the first half before missing a 55-yarder in the fourth quarter
- Tied a career high with seven made PATs in win over UConn (11/4)
- Was a perfect 4-for-4 on field goal attempts and 3-for-3 on PATs, tying career highs in made FGs and points scored (15), including a season-long 49-yarder in the first half of UT's road win at Kentucky (10/28)
- Converted both of his field goal attempts at No. 11/8 Alabama (10/21), hitting from 24 and 26 yards in the first quarter, the latter marking his 50th career made field goal
- Made two fourth-quarter field goals to extend UT's lead after missing a 51-yarder in the second quarter in win over Texas A&M (10/14)
- Connected on both FG attempts (24 & 33 yards) and made five PATs in win vs. South Carolina (9/30)
- Made all six of his PATs and went 1-of-2 on field goal attempts in win vs. UTSA (9/23)
- Drilled a 42-yard field goal on UT's opening drive of the second half in SEC opener at Florida (9/16)
- Totaled 12 points in win vs. Austin Peay (9/9), connecting on all three FG attempts and three PATs
- Did not attempt a FG but posted seven points in his Tennessee debut, connecting on all seven of his PATs in Vols' win over Virginia (9/2)

NOTABLE

- Working towards obtaining his MBA through UT's Haslam College of Business
 - Earned his undergraduate degree in finance from Indiana's Kelley School of Business in Dec. 2022
 - One of three Campbells who is enrolled at the University of Tennessee in the 2023-24 academic year, joining his brother Jon Alex, who is a sophomore, and his sister Mimi, who is a freshman
 - Comes from a long family line of UT graduates including his grandparents, uncle and mother
 - A single-digit handicap golfer
 - Loves cowboy boots and currently owns 15 pairs
 - Twitter: @chuck_campbell3 | IG: @charles_campbell03
- >> Full profile on Record Book Page 63

CAREER HIGHS

Field Goals Made	4 (3x), last at Kentucky, 10/28/23
Field Goals Attempted	4 (4x), last at Kentucky, 10/28/23
Longest Field Goal	55 at Maryland, 10/30/21
Longest Attempt	55 (3x), last vs. Georgia, 11/18/23
PATs	7 (2x), last vs. UConn, 11/4/23
Points	15 (2x), last at Kentucky, 10/28/23

CAREER STATS

Kick	GP	FG	FGA	Pct.	PAT	Pts	20-29	30-39	40-49	50+	Lg
*2018						DNP - Redshirted					
*2019	2	2	2	100.0	1-1	7	0-0	0-0	2-2	0-0	48-EIU
*2020	8	10	11	90.9	25-25	55	2-2	3-3	2-3	3-3	53-OM
*2021	12	13	18	72.2	20-20	59	4-4	2-4	6-8	1-2	55-MD
*2022	12	14	20	70.0	27-27	69	3-4	6-9	4-5	1-2	51-WKU
2023	11	16	20	80.0	38-38	86	7-7	6-6	3-4	0-3	49-UK
at IU	34	39	51	76.5	73-73	190	9-10	11-16	14-18	5-7	55-MD
at UT	11	16	20	80.0	38-38	86	7-7	6-6	3-4	0-3	49-UK
Career	45	55	71	77.5	111-111	276	16-17	17-22	17-22	5-10	55-MD

* - at Indiana

GAME-BY-GAME

2023 Opp.	FGs, PATs, Pts
vs. Virginia	0-0, 7-7, 7 pts
Austin Peay	3-3 (28G, 37G, 22G), 3-3, 12 pts
at Florida	1-1 (42G), 1-1, 4 pts
UTSA	1-2 (52M, 29G), 6-6, 9 pts
South Carolina	2-2 (24G, 33G), 5-5, 11 pts
Texas A&M	2-3 (51M, 31G, 24G), 2-2, 8 pts
at Alabama	2-2 (24G, 26G), 2-2, 8 pts
at Kentucky	4-4 (44G, 49G, 34G, 35G), 3-3, 15 pts
UConn	0-0, 7-7, 7 pts
at Missouri	0-1 (41M), 1-1, 1 pt
Georgia	1-2 (37G, 55 M), 1-1, 4 pts

2022 Opp.

Illinois	3-3 (39G, 43G), 2-2, 11 pts
Idaho	0-1 (32M), 3-3, 3 pts
W. Kentucky	4-4 (34G, 32G, 32G, 51G), 1-1, 13 pts
at Cincinnati	1-1 (27G), 3-3, 6 pts
at Nebraska	0-0, 3-3 PAT, 3 pts
Michigan	1-2 (41G, 27B), 1-1, 4 pts
Maryland	2-2 (38G, 26G), 3-3, 9 pts
at Rutgers	1-2 (52M, 39G), 2-2, 5 pts
Penn State	0-0, 2-2, 2 pts
at Ohio State	0-0, 2-2, 2 pts
at Michigan State	1-2 (40G, 37B), 4-4, 7 pts
Purdue	1-3 (44M, 36B, 28G), 1-1, 4 pts

2021 Opp.

at Iowa	2-2 (36G, 41G), 0-0, 6 pts
Idaho	0-0, 6-6, 6 pts
Cincinnati	1-1 (49G), 3-3, 6 pts
at W. Kentucky	4-4 (46G, 37G, 25G, 48G), 3-3, 15 pts
at Penn State	0-1 (30B), 0-0, 0 pts
Michigan State	3-4 (24G, 44G, 25G, 55M), 0-0, 9 pts
Ohio State	0-0, 1-1, 1 pt
at Maryland	2-3 (42M, 55G, 29G), 3-3, 9 pts
at Michigan	0-0, 1-1, 1 pt
Rutgers	1-2 (35M, 47G), 0-0, 3 pts
Minnesota	0-0, 2-2, 2 pts
at Purdue	0-1 (40M), 1-1, 1 pt

2020 Opp.

Penn State	2-2 (34G, 8G), 2-2 PAT, 8 pts
at Rutgers	3-3 (42G, 28G, 31G), 4-4, 13 pts
Michigan	1-1 (52G), 5-5, 8 pts
at Michigan State	1-2 (21G, 41M), 3-3, 6 pts
at Ohio State	0-0, 5-5, 5 pts
Maryland	1-1 (33G), 2-2, 5 pts
at Wisconsin	0-0, 2-2, 2 pts
vs. Ole Miss	2-2 (50G, 53G), 2-2, 8 pts

2019 Opp.

2016 Opp.	FGs, PATs, Pts
E. Illinois	1-1 (48G), 1-1, 4 pts
at Purdue	1-1 (41G), 0-0, 3 pts



JOHN CAMPBELL JR.
OL • 6-5 • 320 • R-Sr.
Orlando, Fla.



74

CAREER HONORS

- SEC Offensive Lineman of the Week (at Kentucky, 10/28/23)
- 2024 Reese's Senior Bowl Watch List

CAREER

- Skilled, veteran offensive lineman transfer who spent five years at Miami before transferring to Tennessee for the start of the 2023 spring semester
- Has one year of eligibility as a sixth-year redshirt senior in 2023
- Was a starter at left tackle for Miami has started all eight games this season at LT after a strong preseason camp
- Appeared in 43 career games (34 at Miami, nine at UT) with 27 starts (18 at Miami, nine at UT) playing 1,890 collegiate offensive snaps
- For his career, has made 25 starts at left tackle, one at right tackle and one at left guard

2023

- Has started nine games at left tackle this season
- Did not play in loss to No. 1 Georgia (11/18) due to injury
- Did not allow any pressures in 27 offensive snaps at No. 14 Missouri (11/11) before leaving the game due to injury
- Set the tone for offensive line that rolled up 481 yards of total offense in road win at Kentucky (10/28), playing 55 snaps without allowing a sack or a pressure and helped pave the way for a rushing attack that churned out 254 yards vs. the SEC's second-best rushing defense
- Played all 79 offensive snaps at left tackle against No. 11/8 Alabama (10/21)

- Led a dominant effort by the offensive line in win over Texas A&M (10/14), playing all 71 offensive snaps without allowing a sack or penalty while helping the Vols rack up 232 rushing yards against the SEC's then top-rated rush defense
- Played all 74 offensive snaps vs. South Carolina (9/30) without allowing a hit or a sack as UT rushed for 238 yards and totaled 477 yards of offense in the win over the Gamecocks
- Started at LT in his Tennessee debut vs. Virginia (9/2), playing 59 snaps without allowing a sack, a hit or a hurry, and had a highlight-reel block that spearheaded Dylan Sampson's third-quarter touchdown run
- Campbell helped pave the way for a Vol rushing attack that amassed 287 yards on the ground and 499 total offensive yards against the Cavaliers

NOTABLE

- Earned his undergraduate degree from the University of Miami in fall of 2021
 - One of his favorite places to eat is Waffle House
 - Twitter: @jcamp74 | IG: @jcamp.74
- >> Full profile on Record Book Page 64

CAREER STATS

Games Played/Started: 2023: 9/9; 2022: 12/12;
2021: DNP; 2020: 7/4; 2019: 11/2; 2018: 4/0
Career: 43/27; Miami: 34/18; Tennessee: 9/9



ARION CARTER
LB • 6-1 • 227 • Fr.
Smyrna, Tenn.

First name pronounced air-EE-on

CAREER HONORS

- 2023 Shaun Alexander Freshman of the Year Award Watch List

CAREER

- Dynamic, elite in-state linebacker with the physicality to play between the tackles and the range to patrol sideline-to-sideline
- Arrived on Rocky Top in Dec. 2022 and participated in Orange Bowl practices before beginning classes in January 2023
- A consensus four-star prospect rated as high as No. 2 in the state of Tennessee by On3.com and Rivals.com
- Participated in the 2023 All-American Bowl at the Alamodome in San Antonio in January 2023
- Starred for Smyrna High School on both sides of the ball and was named Class 6A Mr. Football after a phenomenal 2022 campaign
- Played in eight career games

2023

- Will miss the remainder of the season after sustaining a shoulder injury in win at Kentucky (10/28)
- Had a pair of tackles in road win at Kentucky (10/28)
- Recorded three tackles and his first-career TFL in win over South Carolina (9/30)
- Played 26 defensive stats and finished with two tackles and a pass breakup in win over UTSA (9/23)
- Finished with three tackles while playing 19 defensive snaps in SEC debut at Florida (9/16)
- Saw more extensive action in home opener vs. Austin Peay (9/9), playing 30 defensive snaps and recording one tackle in the win
- Played 18 snaps and amassed four tackles in his collegiate debut during Vols' season-opening win over Virginia (9/2)

NOTABLE

- Majoring in pre-professional programs
 - Also lettered in basketball and track & field, qualifying for the state meet in the 300-meter hurdles
 - Twitter: @ArionCarter | IG: @arioncarter_
- >> Full profile on Record Book Page 65

CAREER HIGHS

Tackles	4 vs. Virginia, 9/2/23
Tackles for Loss	1.0 vs. South Carolina, 9/30/23
Passes Defended	1 vs. UTSA, 9/23/23

CAREER STATS

Defense	GP/GS	UT	AT	TT	Sack	TFL	FF	FR	PD	Int	High Tk
2023	8/0	8	9	17	0-0	1-4	0	0	1	0	4-UVA
Career	8/0	8	9	17	0-0	1-4	0	0	1	0	4-UVA

GAME-BY-GAME

2023 Opp.	U-A-T, Other
vs. Virginia	2-2-4
Austin Peay	1-0-1
at Florida	2-1-3
UTSA	1-1-2, 1 pd
South Carolina	1-2-3, 1 tfl
Texas A&M	1-1-2
at Alabama	0-0-0
at Kentucky	0-2-2
UConn	DNP - Injury
at Missouri	DNP - Injury
Georgia	DNP - Injury



McCALLAN CASTLES
TE • 6-5 • 252 • R-Sr.
South Lake Tahoe, Calif.

CAREER HONORS

- 2024 Reese's Senior Bowl Watch List
- 2022 All-Big Sky Second Team
- 2021 HERO Sports FCS Sophomore All-American (Spring & Fall Season)
- 2021 All-Big Sky Second Team (Fall Season)
- 2021 All-Big Sky First Team (Spring Season)

CAREER

- One of the most coveted tight end graduate transfers who made his way to Tennessee in Dec. 2022
- Participated in Orange Bowl practices and attended that game before enrolling in post-graduate classes at UT in January 2023
- A physical blocker who also has the ability to stretch the field
- Considered a prospect for the 2024 NFL Draft with his overall athleticism
- The 2023 season is his sixth and final year of collegiate eligibility after spending three seasons at UC Davis (2021-22) and two seasons at Cal (2018-19)
- Signed with Cal as one of the top tight end recruits in the country as a member of the Class of 2018
- Played and started in 28 games at UC Davis, recording 68 catches for 928 yards and nine touchdowns, averaging 13.4 yards per catch
- Appeared in five games at Cal, recording one catch
- Appeared in 44 games (11 at UT) and made 29 starts throughout his collegiate career

2023

- Hauled in a pair of receptions for 21 yards vs. No. 1 Georgia (11/18)
- Had the most productive game of his FBS career in win vs. UConn (11/4), setting career highs in receptions (four) and receiving yards (56), including a 19-yard TD catch in the third quarter
- Had two receptions for 12 yards, including a 6-yard TD catch right before halftime at No. 11/8 Alabama (10/21)
- Posted two catches, totaling 24 receiving yards in win vs. Texas A&M (10/14)
- Had a pair of receptions for 11 yards in win over South Carolina (9/30)
- Made two catches for 19 yards in win vs. UTSA (9/23)
- Hauled in one catch for 11 yards while playing 37 snaps in SEC debut at Florida (9/16)
- Played 38 snaps in win over Austin Peay (9/9), taking his lone reception 43 yards to the checkersboards in the fourth quarter for his first TD at the FBS level
- Saw action on 45 snaps and made one catch for 16 yards in his Tennessee debut during Vols' season-opening victory over Virginia (9/2)

NOTABLE

- Working toward a master's degree at UT in agricultural leadership, education and communication
 - Earned his undergraduate degree in psychology from UC Davis' College of Letters and Science in Dec. 2022
 - Father, Thomas, ran track & field at UC Riverside while his mother, Alison, played basketball at Idaho State
 - Twitter: @McCallanCastles | IG: @m_castles
- >> Full profile on Record Book Page 66

CAREER HIGHS (FBS ONLY)

Receptions	4 vs. UConn, 11/4/23
Receiving Yards	56 vs. UConn, 11/4/23
Receiving Touchdowns	1 (3x), last vs. UConn, 11/4/23
Long Reception	43 vs. Austin Peay, 9/9/23

CAREER STATS (FBS ONLY)

Receiving	GP/GS	No	Yds	Avg	Per/G	TD	Long	High Yd
*2018	3/0	1	15	15.0	5.0	0	15-TCU	15-TCU
*2019	2/1	0	0	0.0	0.0	0	--	--
2020							FCS (UC Davis)	
2021							FCS (UC Davis)	
2022							FCS (UC Davis)	
2023	11/0	18	218	12.1	19.8	3	43-APSU	56-CONN
at Cal	5/1	1	15	15.0	3.0	0	15-TCU	15-TCU
at UT	11/0	18	218	12.1	19.8	3	43-APSU	56-CONN
Career	16/1	19	233	12.3	14.6	3	43-APSU	56-CONN

*at Cal

GAME-BY-GAME (FBS ONLY)

2023 Opp.	Rec-Yds-TD, Lg
vs. Virginia	1-16-0, 16
Austin Peay	1-43-1, 43
at Florida	1-11-0, 11
UTSA	2-19-0, 14
South Carolina	2-11-0, 11
Texas A&M	2-24-0, 13
at Alabama	2-12-1, 6
at Kentucky	0-0-0
UConn	4-56-1, 19
at Missouri	1-5-0, 5
Georgia	2-21-0, 12

2019 Opp.	Rec-Yds-TD, Lg
*UC Davis	0-0-0
Washington	0-0-0

2018 Opp.	Rec-Yds-TD, Lg
at Oregon State	0-0-0
Colorado	0-0-0
vs. TCU	1-15-0, 15

* - denotes started



JEREMIAH CRAWFORD
OL • 6-5 • 315 • Sr.
Goddard, Kan.

53

CAREER

- Dependable offensive tackle in his third and final season with the program after arriving at Tennessee as one of the top junior college prospects
- Is once again in the rotation for a starting tackle spot after splitting time at LT in 2022
- Saw action on 424 offensive snaps last season and did not allow a sack in nine of his 10 games played
- Played in 28 career games and has made 12 starts, eight left tackle and four at right tackle

2023

- Started at RT in the first four games this season and has also made a pair of starts at left tackle
- Got the start at LT for the injured John Campbell Jr. and did not allow a sack or hit in 55 offensive snaps against No. 1 Georgia (11/18)
- Did not allow a sack or commit a penalty in 34 snaps at LT in loss at No. 14 Missouri (11/11)
- Made his first start since Week 4, getting the nod at LT in win over UConn (11/4), playing 38 offensive snaps without allowing a sack or a hit as the Vols racked up a season-high 650 yards of total offense

- Returned from injury in road win at Kentucky (10/28), seeing action on 14 snaps at left tackle
- Did not allow a sack or a hit in 46 snaps while helping UT rack up a season-high 512 yards of offense in win vs. UTSA (9/23)
- Started at RT in UT's season opener vs. Virginia (9/2), playing 57 snaps while helping lead the Vols to 287 rushing yards and 499 yards of total offense
- Did not allow a sack, hit or a hurry in win over the Cavaliers

NOTABLE

- Majoring in communications studies
 - Nickname is "JJ"
 - Twitter: @54jeremiah54 | IG: @Jeremiahcrawford
- >> Full profile on Record Book Page 69

CAREER STATS

Games Played/Started: 2023: 8/6; 2022: 10/6; 2021: 10/0
Career: 28/12



DAYNE DAVIS

OL • 6-7 • 325 • R-Sr.
Bluff City, Tenn.



66

CAREER HONORS

- 2022 Fall SEC Academic Honor Roll
- 2021 Fall SEC Academic Honor Roll
- 2020 Fall SEC Academic Honor Roll

CAREER

- Former preferred walk-on offensive lineman who has made significant strides and has the ability to play multiple positions along the o-line
- Expected to be a key contributor in the offensive line rotation this season
- Earned a scholarship in December 2020 and then made an immediate impact on the staff with his outstanding play and work ethic
- Played in 37 career games and made four starts with all four coming at right tackle
- Including this season, has two years of eligibility

2023

- Made his first start of the year (RT) and did not allow a sack or hit in 49 offensive snaps against No. 1 Georgia (11/18)
- Did not allow any sacks or hits in 16 snaps at right tackle in loss at No. 14 Missouri (11/11)
- Played 15 clean snaps at RT in win vs. UConn (11/4) as UT racked up a season-high 650 yards of offense
- Did not allow any hurries or pressures in 28 snaps at RT at No. 11/8 Alabama (10/21)
- Saw action on a season-high 32 offensive snaps at right tackle after starter Gerald Mincey left the game with an injury vs. Texas A&M (10/14). Did not allow any sacks, hits or pressures in the win.
- Played both center and tackle in win over UTSA (9/23), totaling 15 offense snaps
- Played nine clean offensive snaps at center without allowing any pressures or hurries in SEC opener at Florida (9/16)
- Split time at center with Ollie Lane in season-opening win over Virginia (9/2), seeing action on 27 snaps without allowing a sack, a hit or a hurry as UT racked up 287 rushing yards and 499 yards of total offense

NOTABLE

- Earned his bachelor's degree in supply chain management from the Haslam College of Business in May 2023 and is now working towards a master's degree in management and human resources
 - Is an avid golfer
 - Twitter: @BigDayne_Davis | IG: @_daynedavis
- >> Full profile on Record Book Page 70

CAREER STATS

Games Played/Started: 2023: 11/1; 2022: 13/0; 2021: 13/3; 2020: 0/0; 2019: 0/0
Career: 37/4



ETHAN DAVIS

TE • 6-5 • 232 • Fr.
Atlanta, Ga.

CAREER

- A tall and athletic tight end who could see significant action as a true freshman this season
- Enrolled at UT in Jan. 2023 and showed his big-play potential and physicality during spring and fall practices
- Was one of the top tight end prospects in the nation coming out of Collins Hill HS in Georgia
- Considered the No. 5 player at his position by Rivals.com, No. 6 by On3.com and No. 7 by 247Sports.com while earning four-star status from all of those sites
- Played in two career games

2023

- Recorded his first two career receptions for 33 yards in Homecoming victory vs. UConn (11/4)
- Saw action on five snaps in collegiate debut during Tennessee's season-opening win over Virginia (9/2)

NOTABLE

- Majoring in sociology
 - Was a two-sport star in high school who was also a coveted recruit on the basketball court, garnering offers from numerous major D-I programs
 - Holds the school record for points in a game with 43 against Mill Creek on Feb. 9, 2022 and is a two-time Georgia All-State selection in hoops
 - Twitter: @davisethan | IG: @iamethandavis
- >> Full profile on Record Book Page 71

CAREER STATS

Receiving	GP/GS	No	Yds	Avg	Per/G	TD	Long	High Yd
2023	2/0	2	33	16.5	16.5	0	19-CONN	33-CONN
Career	2/0	2	33	16.5	16.5	0	19-CONN	33-CONN

GAME-BY-GAME

2023 Opp.	Rec-Yds-TD, Lg
vs. Virginia	0-0-0
Austin Peay	DNP
at Florida	DNP
UTSA	DNP
South Carolina	DNP
Texas A&M	DNP
at Alabama	DNP
at Kentucky	DNP
UConn	2-33-0, 19
at Missouri	DNP
Georgia	DNP



BRYSON EASON

DL • 6-3 • 310 • R-Jr.
Memphis, Tenn.

CAREER

- Talented interior defensive lineman who is having the best season of his collegiate career
- Including this season, has three years of eligibility remaining
- Has totaled 48 tackles, 10.0 TFLs, 2.5 sacks, seven QB hurries and one PBU in his career
- Played in 33 career games with eight starts

2023

- Has played in all 11 games and started seven at defensive tackle this season, racking up a career-high 25 tackles and 4.5 TFLs
- Recorded a tackle and his first-career PBU in win vs. UConn (11/4)
- Tied a career high with four tackles, including a TFL in road win at Kentucky (10/28)
- Posted three tackles and set a career high with two QB hurries at No. 11/8 Alabama (10/21)
- Continued his string of solid performances in win vs. Texas A&M (10/14), posting two tackles, a TFL and a QB hurry

86

- Started at DT and tied a career high in tackles for the second straight SEC game, finishing with four in win over South Carolina (9/30)
- Made his first start of the year in win over UTSA (9/23), recording three tackles and half a TFL
- Was one of team's top defensive performers in SEC opener at Florida (9/16), tallying a career-high four tackles, 1.5 TFLs, a sack and a QB hurry
- Also blocked a field goal on Gators' opening drive
- Had two tackles and half a TFL in just 12 snaps during season-opening win vs. Virginia (9/2)

NOTABLE

- Majoring in communication studies
 - Came to Tennessee has a linebacker before bulking up and transitioning to defensive line
 - Was high school teammate of current Vol DB Tamarion McDonald at Whitehaven High School
 - Made his first-career start in the 2022 Capital One Orange Bowl victory over No. 7 Clemson
 - Twitter: @EasonBryson | IG: @bezywrlld
- >> Full profile on Record Book Page 72

CAREER HIGHS

Tackles	4 (3x), last at Kentucky, 10/28/23
Tackles for Loss	2.0 vs. Bowling Green, 9/2/21
Sacks	1.0 (2x), last at Florida, 9/16/23
Quarterback Hurries	2 at Alabama, 10/21/23
Passes Defended	1 vs. UConn, 11/4/23
Fumble Recoveries	1 at Georgia, 11/5/22
Blocked Kicks	1 (FG) at Florida, 9/16/23

CAREER STATS

Defense	GP/GS	UT	AT	TT	Sack	TFL	FF	FR	QBH	PD	High Tk
2020	6/0	0	2	2	0-0	0-0	0	0	0	0	1(2x)
2021	3/0	2	1	3	0-0	2-7	0	0	1	0	2-BG
2022	13/1	10	8	18	1-5-3	3-5-8	0	1	2	0	3-VU
2023	11/7	8	17	25	1-7	4-5-14	0	0	4	1	4(3x)
Career	33/8	20	28	48	2-5-10	10-29	0	1	7	1	4(3x)

GAME-BY-GAME

2023 Opp.	U-A-T, Other
vs. Virginia	0-2-2, 0.5 tfl
Austin Peay	0-0-0
at Florida	3-1-4, 1.5 tfl, 1 s, 1 qbh, 1 blk (FG)
*UTSA	0-3-3, 0.5 tfl
*South Carolina	2-2-4
*Texas A&M	1-1-2, 1 tfl, 1 qbh
*at Alabama	1-2-3, 2 qbh
*at Kentucky	1-3-4, 1 tfl
*UConn	0-1-1, 1 pd
*at Missouri	0-1-1
Georgia	0-1-1

2022 Opp.	U-A-T, Other
Ball State	0-2-2
at Pitt	0-1-1
Akron	1-1-2, 1 s, 1 tfl
Florida	1-0-1
at LSU	0-1-1, 0.5 tfl, 0.5 s
Alabama	1-0-1
UT Martin	2-0-2, 1 qbh
Kentucky	1-0-1
at Georgia	1-0-1, 1 tfl, 1 fr
Missouri	0-0-0
at South Carolina	0-1-1
at Vanderbilt	2-1-3, 1 tfl
*vs. Clemson	1-1-2, 1 qbh

2021 Opp.	U-A-T, Other
Bowling Green	2-0-2, 2 tfl
Pitt	0-0-0, 1 qbh
Tennessee Tech	DNP
at Florida	DNP
at Missouri	DNP
South Carolina	DNP
Ole Miss	DNP
at Alabama	DNP
at Kentucky	DNP
Georgia	DNP
South Alabama	DNP
Vanderbilt	0-1-1
vs. Purdue	DNP

2020 Opp.	U-A-T, Other
at South Carolina	DNP
Missouri	DNP
at Georgia	DNP
Kentucky	0-1-1
Alabama	0-0-0
at Arkansas	DNP
at Auburn	0-0-0
Florida	0-0-0
at Vanderbilt	0-1-1
Texas A&M	0-0-0

* - denotes started



KUROTT GARLAND

DL • 6-3 • 310 • R-Sr.
Conyers, Ga.

99

First name pronounced KERR-ott

CAREER HONORS

- 2021 Fall SEC Academic Honor Roll

CAREER

- Experienced defensive tackle who returned for sixth and final season with the Vols
- Made 89 tackles, including 8.5 for a loss of 22 yards and three sacks
- Played in 63 career games and made 17 starts

2023

- Made his fourth start of the year (DT) at and palyed a season-high 35 snaps vs. No. 1 Georgia (11/18)
- Started at DT for the second straight week and finished with a TFL and a career-high six tackles in loss at No. 14 Missouri (11/11)
- Earned his second start of the season at DT in win over UConn (11/4), finishing with two tackles, half a TFL and a QB hurry
- Made three tackles in 18 defensive snaps at No. 11/8 Alabama (10/21)
- Played 26 snaps at DT and tied a season high with three tackles (all solo) in win vs. Texas A&M (10/14)
- Saw action on 18 defensive snaps and notched his third-career sack in win vs. South Carolina (9/30)
- Played 31 snaps and finished with three tackles in SEC opener at Florida (9/16)
- Had an impressive showing in win over Austin Peay (9/9), totaling three tackles, including his second-career sack for a loss of six yards
- Started at DT and played 19 snaps in season-opening victory over Virginia (9/2)

NOTABLE

- Majoring in communication studies
- Goes by the nickname "Prime"
- Younger brother, Kwauze, plays linebacker for UT
- Twitter: @1Prime99 | IG: @1prime99

>> Full profile on Record Book Page 73

CAREER HIGHS

Tackles	6 at Missouri, 11/11/23
Tackles for Loss	2.0 vs. South Alabama, 11/20/21
Sacks	1.0 (3x), last vs. South Carolina, 9/30/23
QB Hurries	1 vs. UConn, 11/4/23
Passes Defended	1 at Pitt, 9/10/22

CAREER STATS

Defense	GP/GS	UT	AT	TT	Sack	TFL	FF	FR	QBH	PD	High Tk
2018	4/0	0	0	0	0-0	0-0	0	0	0	0	--
2019	13/4	8	11	19	0-0	2-6	0	0	0	0	5-U
2020	10/2	11	11	22	0-0	1-1	0	0	0	0	5-AR
2021	13/2	10	6	16	1-7	2-7	0	0	0	0	4-UA
2022	12/5	2	8	10	0-0	0-0	0	0	0	1	3-UK
2023	11/4	13	9	22	2-7	3.5-8	0	0	1	0	6-MIZ
Career	63/17	44	45	89	3-14	8.5-22	0	0	1	1	6-MIZ

GAME-BY-GAME

2023 Opp.	U-A-T, Other
*vs. Virginia	0-0-0
Austin Peay	2-1-3, 1 tfl, 1 s
at Florida	2-1-3

UTSA	1-0-1
South Carolina	1-0-1, 1 s, 1 tfl
Texas A&M	3-0-3
at Alabama	1-2-3
at Kentucky	0-0-0
*UConn	1-1-2, 0.5 tfl, 1 qbh
*at Missouri	2-4-6, 1 tfl
*Georgia	0-0-0

2022 Opp.	U-A-T, Other
*Ball State	0-1-1
*at Pitt	0-0-0, 1 pd
*Akron	0-0-0
*Florida	1-0-1
at LSU	0-1-1
Alabama	0-1-1
UT Martin	DNP
Kentucky	1-2-3
at Georgia	0-2-2
Missouri	0-0-0
at South Carolina	0-1-1
*at Vanderbilt	0-0-0
vs. Clemson	0-0-0

2021 Opp.	U-A-T, Other
Bowling Green	1-0-1
Pitt	1-0-1
Tennessee Tech	2-1-3
at Florida	0-0-0
at Missouri	0-0-0
*South Carolina	0-0-0
Ole Miss	0-0-0
at Alabama	2-2-4
at Kentucky	0-0-0
Georgia	1-0-1
South Alabama	1-2-3, 2 tfl, 1 s
Vanderbilt	1-1-2
*vs. Purdue	1-0-1

2020 Opp.	U-A-T, Other
at South Carolina	0-0-0
Missouri	1-1-2
at Georgia	1-1-2
Kentucky	0-2-2
Alabama	1-1-2
at Arkansas	1-4-5
at Auburn	2-2-4
Florida	1-0-1
*at Vanderbilt	1-0-1
*Texas A&M	3-0-3, 1 tfl

2019 Opp.	U-A-T, Other
Georgia State	0-0-0
BYU	0-1-1
Chattanooga	1-0-1
at Florida	0-3-3
Georgia	0-1-1
Mississippi State	1-0-1
at Alabama	0-1-1
South Carolina	0-1-1
*UAB	0-0-0
at Kentucky	1-0-1
*at Missouri	1-0-1, 1 tfl
*Vanderbilt	2-1-3, 1 tfl
*vs. Indiana	2-3-5

2018 Opp.	U-A-T, Other
vs. West Virginia	DNP
ETSU	0-0-0
UTEP	DNP
Florida	DNP
at Georgia	0-0-0
at Auburn	DNP
Alabama	DNP
at South Carolina	DNP
Charlotte	0-0-0
Kentucky	DNP
Missouri	0-0-0
at Vanderbilt	DNP

* - denotes started



RICKEY GIBSON III

DB • 6-0 • 185 • Fr.
Trussville, Ala.

18

CAREER

- Lockdown, ball-hawking cornerback out of Hewitt-Trussville High School, about 20 miles northeast of Birmingham, Alabama
- Contributor on multiple special teams units who has worked his way into the cornerback rotation as a true freshman
- Arrived at Tennessee in December 2022 and participated in Orange Bowl practices before going through spring practice 2023
- Rated a four-star prospect by On3, Rivals and the 247Sports Composite rankings
- Slotted as the No. 17 cornerback in the country and a top-200 player overall (No. 172) by On3
- A top-25 player from the state of Alabama by all major recruiting services Chose Tennessee over 31 other Division I offers, including 17 Power Five schools
- Played in 11 career games

2023

- Has appeared in all 11 games this season, seeing significant action on special teams and time as a reserve defensive back
- Played 12 defensive snaps and recorded his first-career pass breakup vs. No. 1 Georgia (11/18)
- Had a career-high four tackles, including his first-career TFL in a season-high 40 snaps at corner in win vs. UConn (11/4)
- Recorded his first-career tackle in road win at Kentucky (10/28)
- Played 20 snaps at corner in win over UTSA (9/23)
- Saw action on 11 snaps at corner in SEC debut at Florida (9/16)
- Made his collegiate debut in season-opening win vs. Virginia (9/2), playing 10 snaps at corner

NOTABLE

- Majoring in supply chain management
- His father, Rickey Gibson Jr., played basketball at Stillman College (Ala.) and went on to have a nine-year professional career overseas
- Twitter: @RickeyGibson03 | IG: @rickeygibson

>> Full profile on Record Book Page 75

CAREER HIGHS

Tackles	4 vs. UConn, 11/4/23
Tackles for Loss	1.0 vs. UConn, 11/4/23
Passes Defended	1 vs. Georgia, 11/18/23

CAREER STATS

Defense	GP/GS	UT	AT	TT	Sack	TFL	FF	FR	PD	Int	High Tk
2023	11/0	3	2	5	0-0	1-3	0	0	1	0	4-CONN
Career	11/0	3	2	5	0-0	1-3	0	0	1	0	4-CONN

GAME-BY-GAME

2023 Opp.	U-A-T, Other
vs. Virginia	0-0-0
Austin Peay	0-0-0
at Florida	0-0-0
UTSA	0-0-0
South Carolina	0-0-0
Texas A&M	0-0-0
at Alabama	0-0-0
at Kentucky	0-1-1
UConn	3-1-4, 1 tfl
at Missouri	0-0-0
Georgia	0-0-0, 1 pd



KAMAL HADDEN

DB • 6-1 • 197 • R-Sr.
River Rouge, Mich.



5

CAREER HONORS

• 2024 Reese's Senior Bowl Watch List

CAREER

- A physical, lengthy corner for the Vols who was thrust into a starting role in 2022 and was once again in a starting role in 2023, his final year of eligibility, before sustaining a season-ending injury in loss at Alabama (10/21)
- Became a consistent contributor for the Vols in the defensive backfield during SEC play in 2021
- Transferred to UT after a brief spring at Auburn and Independence Community College in Kansas
- Made 87 career tackles, including 5.5 for loss, six interceptions and 18 passes defended
- Played in 23 games with 15 career starts

2023

- Underwent season-ending shoulder surgery on Oct. 26 after getting injured in loss to Alabama (10/21)
- Was tied for third in the FBS in passes defended with 11 and was tied for 14th nationally in interceptions (3) through Week 8 of the season
- His 90.5 coverage grade from PFF.com ranked first among SEC defensive backs and fourth in the FBS through Week 8 of the season
- Made two tackles at No. 11/8 Alabama (10/21) before sustaining a season-ending shoulder injury
- Was fantastic again in win vs. Texas A&M (10/14), finishing with two tackles, a QB hurry and three passes defended, including a game-sealing INT on the Aggies final drive of the game
- Picked off South Carolina QB Spencer Rattler and returned it 28 yards for a touchdown late in the first half of UT's victory over the Gamecocks (9/30)
- Finished with three tackles and two passes defended against South Carolina, as well
- Finished with a season-high seven tackles in SEC opener at Florida (9/16)
- Tallied three tackles and set a career high with four passes defended, including his fourth-career INT in win over Austin Peay (9/9)
- Got the start at corner and played 29 snaps in season-opening win vs. Virginia (9/2), posting a career-high two PBUs while not allowing a single reception on five targets

NOTABLE

- Earned his bachelor's degree in communication studies with a minor in business administration in Aug. 2023 and is now in the agricultural leadership, education and communication graduate program
 - Says his mom is his biggest inspiration because she's always been his biggest fan
 - Models his game after Jalen Ramsey
 - Favorite movie is "Bad Boys"
 - Favorite food is shrimp
 - Favorite TV show "Snowfall"
 - Twitter: @KamalHadden9 | IG: @mal900_
- >> Full profile on Record Book Page 76

CAREER HIGHS

Tackles	9 (2x), last vs. Clemson, 12/30/22
Tackles for Loss	1.0 (5x), last at Vanderbilt, 11/26/22
Forced Fumbles	1 (2x), last at Pitt, 9/10/22
Interceptions	1 (6x), last vs. Texas A&M, 10/14/23
Passes Defended	4 vs. Austin Peay, 9/9/23
QB Hurries	1 (2x), last vs. Texas A&M, 10/14/23

CAREER STATS

Defense	GP/GS	UT	AT	TT	Sack	TFL	FF	FR	PD	Int	High Tk
2021	7/2	13	4	17	0-0	2-7	1	0	2	1	8-ALA
2022	9/6	30	21	51	0-0	3.5-5	1	0	5	2	9(2x)
2023	7/7	13	6	19	0-0	0-0	0	0	11	3	7-UF
Career	23/15	56	31	87	0-0	5.5-12	2	0	18	6	9(2x)

GAME-BY-GAME

2023 Opp.	U-A-T, Other
*vs. Virginia	0-0-0, 2 pd
*Austin Peay	2-1-3, 4 pd, 1 int
*at Florida	5-2-7
*UTSA	1-1-2
*South Carolina	2-1-3, 2 pd, 1 int (td)
*Texas A&M	1-1-2, 3 pd, 1 int, 1 qbh
*at Alabama	2-0-2
at Kentucky	DNP - Injury
UConn	DNP - Injury
at Missouri	DNP - Injury
Georgia	DNP - Injury

2022 Opp.	U-A-T, Other
Ball State	1-2-3, 1 int, 1 pd
*at Pitt	4-3-7, 1 ff, 1 pd, 1 qbh
*Akron	2-0-2, 1 tfl, 1 pd
*Florida	5-2-7, 1 tfl, 1 int, 1 pd
*at LSU	3-5-8
Alabama	DNP
UT Martin	DNP
Kentucky	DNP
at Georgia	0-1-1
Missouri	DNP
at South Carolina	4-5-9, 0.5 tfl
*at Vanderbilt	4-1-5, 1 tfl
*vs. Clemson	7-2-9, 1 pd

2021 Opp.	U-A-T, Other
Bowling Green	DNP
Pitt	DNP
Tennessee Tech	0-0-0
at Florida	DNP
at Missouri	DNP
South Carolina	DNP
Ole Miss	1-1-2
*at Alabama	6-2-8, 1 tfl, 1 ff
at Kentucky	2-0-2, 1 pd
Georgia	0-1-1
South Alabama	2-0-2, 1 tfl
Vanderbilt	DNP
*vs. Purdue	2-0-2, 1 int, 1 pd

* - denotes started



CHRISTIAN HARRISON

DB • 6-1 • 190 • So.
Atlanta, Ga.

29

CAREER HONORS

• 2022 SEC First-Year Academic Honor Roll

CAREER

- A quick athlete with a natural ability at defensive back out of Georgia
- Saw action in eight games as a reserve defensive back and special teams contributor in 2022, finishing with nine tackles and half a TFL on the year
- Played in 12 career games

2023

- Played 12 snaps on special teams in SEC opener at Florida (9/16)
- Saw action on 10 snaps at corner late in UT's season-opening victory over Virginia (9/2)

NOTABLE

- Majoring in sport management
- Father, Rodney Harrison, was a 15-year NFL veteran, two-time Super Bowl champion and a two-time Pro Bowler who played for the San Diego Chargers from 1994-2002 and the New England Patriots from 2003-08 before serving as a broadcaster for NBC
- His father also owns the most sacks of any defensive back in NFL history (30.5) and is the league's all-time career leader in Super Bowl tackles (33)
- Says his father is his biggest influence and inspiration because "he was always and still is the hardest working person in the room, and he motivates me to be great everyday"

- Aspires to be a business owner or get into real estate following his playing career
 - Twitter: @ChrisHarrison1 | IG: @christiannharrison
- >> Full profile on Record Book Page 77

CAREER HIGHS

Tackles	3 vs. Ball State, 9/1/22
Tackles for Loss	0.5 vs. Ball State, 9/1/22

CAREER STATS

Defense	GP/GS	UT	AT	TT	Sack	TFL	FF	FR	PD	Int	High Tk
2022	8/0	5	4	9	0-0	0.5-1	0	0	0	0	3-BSU
2023	4/0	0	0	0	0-0	0-0	0	0	0	0	--
Career	12/0	5	4	9	0-0	0.5-1	0	0	0	0	3-BSU

GAME-BY-GAME

2023 Opp.	U-A-T, Other
vs. Virginia	0-0-0
Austin Peay	0-0-0
at Florida	0-0-0
UTSA	0-0-0
South Carolina	DNP
Texas A&M	DNP
at Alabama	DNP
at Kentucky	DNP
UConn	DNP
at Missouri	DNP
Georgia	DNP

2022 Opp.	U-A-T, Other
Ball State	1-2-3, 0.5 tfl
*at Pitt	DNP
*Akron	2-0-2
*Florida	DNP
*at LSU	DNP
Alabama	DNP
UT Martin	0-2-2
Kentucky	1-0-1
at Georgia	DNP
Missouri	0-0-0
at South Carolina	0-0-0
at Vanderbilt	1-0-1
vs. Clemson	0-0-0



ROMAN HARRISON
DL • 6-2 • 235 • Sr.
Bainbridge, Ga.

30

CAREER HONORS

- 2024 Reese's Senior Bowl Watch List
- SEC Defensive Lineman of the Week (at Vanderbilt, 11/26/22)

CAREER

- Physical edge rusher coming off the best season of his career in 2022
- In his fifth year with the program and final year of eligibility
- A key contributor and starter at UT's LEO position
- Collected 107 career tackles, 16.0 tackles for loss, eight sacks and 13 QB hurries
- Played in 57 career games and made 11 starts

2023

- Started 10 games at the LEO position this year
- Posted two tackles in loss to No. 1 Georgia (11/18)
- Had a pair of tackles and half a TFL in victory over UConn (11/4)
- Made one tackle and tied a career high with two QB hurries in win over Texas A&M (10/14)
- Finished with a season-high five tackles and had a QB hurry in win over UTSA (9/23)
- Started and made three tackles in win over Austin Peay (9/9)
- Made his second-career start, getting the nod at LEO in season-opening win over Virginia (9/2), finishing with two tackles in 32 snaps

NOTABLE

- Majoring in communication studies and is expected to graduate this fall

- After a 2-4 start to the season, helped Bainbridge HS win its last seven games en route to a Georgia Class 5A State Championship in 2018
- Twitter: @_rh30_ | IG: @_rh30_
- >> Full profile on Record Book Page 78

CAREER HIGHS

Tackles	7 at LSU, 10/8/22
Tackles for Loss	2.5 at Vanderbilt, 11/26/22
Sacks	2.0 at Vanderbilt, 11/26/22
Quarterback Hurries	2 (3x), last vs. Texas A&M, 10/14/23

CAREER STATS

Defense	GP/GS	UT	AT	TT	Sack	TFL	FF	FR	QBH	PD	High Tk
2019	11/0	3	5	8	2-12	2-12	0	0	1	0	4-UTC
2020	10/0	5	2	7	2-15	3-18	0	0	0	0	2-UGA
2021	13/1	19	15	34	1-11	3.5-14	0	0	4	0	6-USA
2022	13/0	17	22	39	3-17	7-21	0	0	5	0	7-LSU
2023	10/10	11	8	19	0-0	0.5-1	0	0	3	0	5-UTSA
Career	57/11	55	52	107	8-55	16-66	0	0	13	0	7-LSU

GAME-BY-GAME

2023 Opp.	U-A-T, Other
*vs. Virginia	1-1-2
*Austin Peay	2-1-3
*at Florida	1-0-1
*UTSA	3-2-5, 1 qbh
*South Carolina	0-0-0
*Texas A&M	1-0-1, 2 qbh
*at Alabama	0-1-1
*at Kentucky	1-1-2
*UConn	0-2-2, 0.5 tfl
at Missouri	DNP - Injury
*Georgia	2-0-2

2022 Opp.	U-A-T, Other
Ball State	0-1-1
at Pitt	2-3-5, 1 tfl, 2 qbh
Akron	0-0-0
Florida	1-1-2, 0.5 tfl
at LSU	1-6-7, 1.5 tfl, 1 s, 1 qbh
Alabama	2-1-3
UT Martin	0-1-1, 0.5 tfl
Kentucky	0-5-5
at Georgia	1-2-3
Missouri	1-0-1, 1 qbh
at South Carolina	5-0-5
at Vanderbilt	3-1-4, 2.5 tfl, 2 s, 1 qbh
vs. Clemson	1-2-3, 1 tfl

2021 Opp.	U-A-T, Other
Bowling Green	0-4-4
Pitt	1-0-1, 1 qbh
Tennessee Tech	0-1-1
at Florida	3-1-4
*at Missouri	2-0-2
South Carolina	1-2-3
Ole Miss	2-0-2, 1 qbh
at Alabama	1-2-3, 1 tfl, 1 s
at Kentucky	0-0-0
Georgia	3-2-5
South Alabama	4-2-6, 1.5 tfl, 2 qbh
Vanderbilt	2-0-2, 1 tfl
vs. Purdue	0-1-1

2020 Opp.	U-A-T, Other
at South Carolina	1-0-1
Missouri	0-0-0
at Georgia	2-0-2, 2 tfl, 1 s
Kentucky	0-0-0
Alabama	1-0-1, 1 s, 1 tfl
at Arkansas	0-0-0
at Auburn	0-0-0
Florida	0-1-1
at Vanderbilt	0-1-1
Texas A&M	1-0-1

2019 Opp.	U-A-T, Other
Georgia State	DNP
BYU	0-0-0, 1 qbh
Chattanooga	1-3-4
at Florida	0-0-0
Mississippi State	0-0-0
at Alabama	0-0-0
South Carolina	0-1-1

UAB	0-1-1
at Kentucky	0-0-0
at Missouri	0-0-0
Vanderbilt	1-0-1, 1 tfl, 1 s
vs. Indiana	1-0-1, 1 tfl, 1 s

* - denotes started



CALEB HERRING
DL • 6-5 • 226 • Fr.
Newnan, Ga.

31

CAREER

- Athletic edge rusher with a quick first step and remarkable burst who starred for Riverdale High School in Murfreesboro
- The consensus No. 1 overall player in the state of Tennessee for the Class of 2023 and a consensus four-star prospect
- Arrived on Rocky Top in Dec. 2022 and participated in Orange Bowl practices and spring practice 2023
- A top-15 edge rusher in the country by all major recruiting outlets, rated as high as No. 4 by Rivals and No. 8 by ESPN
- The No. 85 overall player in the country by On3.com and No. 9 at his position
- Participated in the 2023 All-American Bowl
- Over his final three high school seasons, accumulated 200 total tackles, 56 tackles for loss, 11 sacks, four pass breakups and three interceptions
- Played in nine career games

2023

- Recorded one tackle in loss at No. 14 Missouri (11/11)
- Played a season-high 15 defensive snaps in Homecoming win vs. UConn (11/4)
- Flashed late in win over UTSA (9/23), recording a strip sack in the fourth quarter while finishing with two tackles, all career firsts
- Saw action on special teams in his SEC debut at Florida (9/16)
- Played 13 snaps in his collegiate debut during Tennessee's season-opening win vs. Virginia (9/2)

NOTABLE

- Majoring in food and agricultural business
- Younger brother of Elijah Herring, who is a sophomore linebacker for the Vols
- Twitter: @CalebHerring19 | IG: @calebherring
- >> Full profile on Record Book Page 80

CAREER HIGHS

Tackles	2 vs. UTSA, 9/23/23
Tackles for Loss	1.0 vs. UTSA, 9/23/23
Sacks	1.0 vs. UTSA, 9/23/23

CAREER STATS

Defense	GP/GS	UT	AT	TT	Sack	TFL	FF	FR	QBH	PD	High Tk
2023	9/0	1	2	3	1-7	1-7	1	0	0	0	2-UTSA
Career	9/0	1	2	3	1-7	1-7	1	0	0	0	2-UTSA

GAME-BY-GAME

2023 Opp.	U-A-T, Other
vs. Virginia	0-0-0
Austin Peay	0-0-0
at Florida	0-0-0
UTSA	1-1-2, 1 tfl, 1 s, 1 ff
South Carolina	0-0-0
Texas A&M	0-0-0
at Alabama	DNP
at Kentucky	DNP
UConn	0-0-0
at Missouri	0-1-1
Georgia	0-0-0



ELIJAH HERRING
LB • 6-3 • 238 • So.
Newnan, Ga.

44

CAREER

- Physical and athletic in-state linebacker who has assumed a starting role with injury to Keenan Pili
- Enrolled at UT in Jan. 2022 and served as a backup at SAM linebacker and was also a key contributor on special teams as a true freshman
- Has totaled 82 tackles, 5.0 TFLs, two sacks, two QB hurries and a pass defended in his career
- Played in 24 career games and made 10 starts

2023

- Leads the team with 71 total tackles
- Made six tackles vs. No. 1 Georgia (11/18)
- Finished with six tackles at No. 14 Missouri (11/11)
- Posted eight tackles for the third consecutive week and also had half a TFL in victory vs. UConn (11/4)
- For the second week in a row, tied a career high with eight tackles to help lead UT to a road win at Kentucky (10/28)
- Tied a career high with eight tackles at No. 11/8 Alabama (10/21)
- Tied for the team lead with five tackles in win vs. Texas A&M (10/14)
- Led the team with six total tackles in win over South Carolina (9/30)
- Topped his career high in tackles from the previous week with eight in win over UTSA (9/23). Also added a TFL and a QB hurry
- Tallied seven tackles to go along with half a TFL in SEC opener at Florida (9/16)
- Made his first-career start and finished with four tackles in win over Austin Peay (9/9)
- Finished with a team-high five tackles and had half a TFL in just 24 snaps during season-opening win over Virginia (9/2)

NOTABLE

- Majoring in management
- Reunited with his brother, Caleb, who is a true freshman edge rusher on the team
- Twitter: @ElijahHerring12 | IG: @elijahherring_
- >> Full profile on Record Book Page 80

CAREER HIGHS

Tackles	8 (4x), last vs. UConn, 11/4/23
Tackles for Loss	2.0 vs. Akron, 9/17/22
Sacks	2.0 vs. Akron, 9/17/22
QB Hurries	1 (2x), last vs. UTSA, 9/23/23
Passes Defended	1 vs. Clemson, 12/30/22

CAREER STATS

Defense	GP/GS	UT	AT	TT	Sack	TFL	FF	FR	QBH	PD	High Tk
2022	13/0	4	7	11	2-15	2.5-16	0	0	1	1	3(2x)
2023	11/10	27	44	71	0-0	2.5-6	0	0	1	0	8(4x)
Career	24/10	31	51	82	2-15	5-22	0	0	2	1	8(4x)

GAME-BY-GAME

2023 Opp.	U-A-T, Other
vs. Virginia	2-3-5, 0.5 tfl
*Austin Peay	0-4-4
*at Florida	4-3-7, 0.5 tfl
*UTSA	3-5-8, 1 tfl, 1 qbh
*South Carolina	1-5-6
*Texas A&M	3-2-5
*at Alabama	3-5-8
*at Kentucky	2-6-8
*UConn	3-5-8, 0.5 tfl
*at Missouri	3-3-6
*Georgia	3-3-6

2022 Opp.	U-A-T, Other
Ball State	0-1-1, 1 qbh
at Pitt	0-0-0
Akron	2-1-3, 2 s, 2 tfl
Florida	0-0-0
at LSU	0-0-0
Alabama	0-1-1
UT Martin	1-2-3, 0.5 tfl

Kentucky	0-0-0
at Georgia	0-0-0
Missouri	0-1-1
at South Carolina	0-0-0
at Vanderbilt	0-1-1
vs. Clemson	0-0-0, 1 pd

* - denotes started



**DAEVIN
HOBBS**
DL • 6-4 • 290 • Fr.
Concord, N.C.

First name pronounced DAY-vin

CAREER

- Highly-touted defensive lineman out of Jay M. Robinson High School in Concord, North Carolina
- Enrolled at Tennessee in Jan. 2023 and was limited in spring practice after recovering from an upper body injury
- Rated a five-star prospect and the No. 29 player in the country by On3 and 247Sports
- The No. 1 prospect from the state of North Carolina according to 247Sports and Rivals
- Tabbled the No. 4 defensive lineman in the country by On3 and 247Sports
- Selected to the 2023 All-American Bowl
- Played in eight career games

2023

- Made two tackles and half a TFL while playing 25 snaps on the defensive line in win vs. UConn (11/4)
- Had a pair of tackles in road win at Kentucky (10/28)
- Saw action on four defensive snaps at No. 11/8 Alabama (10/21)
- Played a career-high 31 defensive snaps and finished with two tackles in win vs. UTSA (9/23)
- Had three tackles in 23 defensive snaps during win over Austin Peay (9/9)
- Tallied three solo tackles in 24 snaps during collegiate debut in UT's season-opening victory over Virginia (9/2)

NOTABLE

- Majoring in sport management
- Also starred on the basketball court for Robinson High, leading the Bulldogs to a 2021 Class 2A state championship while averaging 14.7 points per game
- Twitter: @DaevinH | IG: @daevinhobbs
- >> Full profile on Record Book Page 81

CAREER HIGHS

Tackles	3 (2x), last vs. Austin Peay, 9/9/23
Tackles for Loss	0.5 vs. UConn, 11/4/23

CAREER STATS

Defense	GP/GS	UT	AT	TT	Sack	TFL	FF	FR	QBH	PD	High Tk
2023	8/0	5	7	12	0-0	0.5-1	0	0	0	0	3(2x)
Career	8/0	5	7	12	0-0	0.5-1	0	0	0	0	3(2x)

GAME-BY-GAME

2023 Opp.	U-A-T, Other
vs. Virginia	3-0-3
Austin Peay	2-1-3
at Florida	DNP
UTSA	0-2-2
South Carolina	DNP
Texas A&M	DNP
at Alabama	0-0-0
at Kentucky	0-2-2
UConn	0-2-2, 0.5 tfl
at Missouri	0-0-0
Georgia	0-0-0



**NICO
IAMALEAVA**
QB • 6-6 • 206 • Fr.
Long Beach, Calif.

Last name pronounced ee-ah-MAH-LAY-ah-va

CAREER

- An elite quarterback ranked the No. 1 overall player in the Class of 2023 by On3.com
- A consensus five-star prospect and early enrollee who participated in Orange Bowl practice, attended the game and then shined in spring practice
- Tabbled the No. 2 overall prospect in the country and No. 2 quarterback by Rivals.com and 247Sports.com
- Named the 2022 Polynesian High School Player of the Year and was selected as the Offensive MVP of the Polynesian Bowl
- Played in three career games

2023

- Orchestrated two productive drives in win vs. UConn (11/4), including an 8-play, 78-yard TD drive in the third quarter that was punctuated with a 19-yard TD pass to McCallan Castles, the first TD pass of his career
- Finished 5-of-9 passing for 86 yards and a TD and also had a 25-yard scamper to convert a third down in win over the Huskies
- Saw action on the final two drives of UT's win over UTSA (9/23), but did not complete a pass
- Completed 2-of-3 pass attempts for 11 yards and added one rush for eight yards while leading one scoring drive in his collegiate debut during season-opening win vs. Virginia (9/2)

NOTABLE

- Majoring in public relations
- Is of Samoan descent
- Comes from an athletic family and has seven siblings, Nicaylah, Matt, Madden, McKennah, Ninalei, Mallory and Nori
- His older brother, Matt, was one of the top high school volleyball players in the country before playing at Long Beach State
- His sister, Nicaylah, played volleyball at Cypress College
- Was widely considered one of the top high school volleyball players in the country
- Twitter: @nico_iamaleava8 | IG: @nico_iamaleava8
- >> Full profile on Record Book Page 82

CAREER HIGHS

Completions	5 vs. UConn, 11/4/23
Attempts	9 vs. UConn, 11/4/23
Passing Yards	86 vs. UConn, 11/4/23
Long Pass	28 vs. UConn, 11/4/23
Rushing Attempts	1 (3x), last vs. UConn, 11/4/23
Rushing Yards	25 vs. UConn, 11/4/23
Long Rush	25 vs. UConn, 11/4/23

CAREER STATS

Passing	GP/GS	Comp	Att	Pct	TD	Int	Yds	Per/G	Long	High Yd
2023	3/0	7	14	50.0	1	0	97	32.3	28-CONN	86-CONN
Career	3/0	7	14	50.0	1	0	97	32.3	28-CONN	86-CONN

Rushing	GP/GS	No	Yds	Avg	Per/G	TD	Long	High Yd
2023	3/0	3	29	9.7	9.7	0	25-CONN	25-CONN
Career	3/0	3	29	9.7	9.7	0	25-CONN	25-CONN

GAME-BY-GAME

2023 Opp.	Comp	Att	TD	Int	Pct.	Yards	Lg	Run	Yds	TD	Lg
vs. Virginia	2	3	0	0	66.7	11	6	1	8	0	8
Austin Peay					DNP						
at Florida					DNP						
UTSA	0	2	0	0	0.0	0	-	1	-4	0	-4
So. Carolina					DNP						
Texas A&M					DNP						
at Alabama					DNP						
at Kentucky					DNP						
UConn	5	9	1	0	55.6	86	28	1	25	0	25
at Missouri					DNP						
Georgia					DNP						

8



**GABE
JEUDY-LALLY**
DB • 6-2 • 190 • R-Sr.
Austin, Texas

Last name pronounced La-lee

CAREER HONORS

- 2024 Reese's Senior Bowl Watch List

CAREER

- Veteran graduate transfer CB who returns to the SEC
- Played one season at BYU (2022) and spent three seasons at Vanderbilt (2019-21) before transferring to Rocky Top in the spring of 2023
- Owns two seasons of remaining eligibility, including his COVID exempt year
- Brings experience and leadership to the defensive backs and played three games against Tennessee as a member of the Commodores
- Has recorded 143 tackles, 6.5 TFLs, one sack, 16 passes defended, three interceptions and one forced fumble in his career
- For his entire collegiate career, has played in 47 games (11 at UT) and made 32 starts (nine at UT)

2023

- Has started each of the last nine games at corner
- Posted three tackles in loss to No. 1 Georgia (11/18)
- Made three tackles and a pass breakup in loss at No. 14 Missouri (11/11)
- Had a 5-yard TFL where he stripped the ball carrier that resulted in a Tyler Baron scoop and score in win vs. UConn (11/4)
- Posted a season-high seven tackles in road win at Kentucky (10/28)
- Made five tackles and recorded his first-career sack on the final play of the first half at No. 11/8 Alabama (10/21)
- Had two pass breakups and intercepted his first pass as a Vol in win over Texas A&M (10/14), picking off Aggies' QB Max Johnson late in the fourth quarter and returning it 36 yards to the 6-yard line to set up a UT field goal
- Played 50 defensive snaps at corner and finished with three tackles in win vs. South Carolina (9/30)
- Started at corner for the second straight game in win vs. UTSA (9/23), playing 51 snaps, making one tackle and recording a pass breakup
- Made his first start at UT in SEC opener at Florida (9/16) and finished with four tackles and a TFL
- Recorded five tackles, including a TFL, in 39 snaps at corner during win over Austin Peay (9/9)
- Played 26 snaps at corner and finished with one tackle in Tennessee debut during season-opening win vs. Virginia (9/2)

NOTABLE

- Working toward his master's in recreation and sport management at UT
- Earned his undergraduate degree in three years from Vanderbilt in human and organizational development with a minor in business
- Has four sisters, Elina, Amanda, Dede and Tara, and two brothers, J.J. and Gianni
- His grandfather played on the Ukrainian national soccer team
- Favorite movie is "Friday Night Lights"
- Favorite musical artist is J. Col
- Favorite food is sushi
- Can speak fluent Russian
- Twitter: @GabeJeudy | IG: @gabe_jeudy
- >> Full profile on Record Book Page 83

CAREER HIGHS

Tackles	10 vs. Mississippi State, 10/23/21
Sacks	1.0 at Alabama, 10/21/23
Tackles for Loss	1.0 (6x), last vs. UConn, 11/4/23
Passes Defended	3 (2x), last vs. Texas A&M, 10/14/23
Interceptions	1 (3x), last vs. Texas A&M, 10/14/23
Forced Fumbles	1 vs. UConn, 11/4/23

CAREER STATS

Defense	GP/GS	UT	AT	TT	Sack	TFL	FF	FR	PD	Int	High Tk
2019*	4/0	0	0	0	0-0	0-0	0	0	0	0	--
2020*	7/3	10	3	13	0-0	1-1	0	0	2	1	4(2x)
2021*	12/10	35	15	50	0-0	1-4	0	0	2	1	10-MSU
2022*	13/10	31	16	47	0-0	0.5-2	0	0	7	0	7-ARK
2023	11/9	22	11	33	1-14	4-22	1	0	5	1	7-UK
at VU	23/13	45	18	63	0-0	2-5	0	0	4	2	10-MSU
at BYU	13/10	31	16	47	0-0	0.5-2	0	0	7	0	7-ARK
at UT	11/9	22	11	33	1-14	4-22	1	0	5	1	7-UK
Career	47/32	98	45	143	1-14	6.5-29	1	0	16	3	10-MSU

*at Vandy

*at BYU

GAME-BY-GAME

2023 Opp.	U-A-T, Other
vs. Virginia	0-1-1
Austin Peay	2-3-5, 1 tfl
*at Florida	3-1-4, 1 tfl
*UTSA	1-0-1, 1 pd
*South Carolina	3-0-3
*Texas A&M	0-0-0, 3 pd, 1 int
*at Alabama	4-1-5, 1 tfl, 1 s
*at Kentucky	5-2-7
*UConn	1-0-1, 1 tfl, 1 ff
*at Missouri	1-2-3, 1 pd
*Georgia	2-1-3

2022 Opp.	U-A-T, Other
at USF	4-0-4
Baylor	2-0-2
at Oregon	1-2-3
*Wyoming	1-1-2, 1 pd
*Utah State	2-2-4
*vs. Notre Dame	2-1-3
*Arkansas	3-4-7
*at Liberty	3-1-4
*East Carolina	2-2-4, 1 pd
*at Boise State	3-0-3
*Utah Tech	1-0-1, 3 pd
*at Stanford	2-3-5, 0.5 s, 0.5 tfl, 2 pd
*vs. SMU	4-0-4

2021 Opp.	U-A-T, Other
*ETSU	1-0-1
*at Colorado St.	4-0-4
*Stanford	2-1-3
*Georgia	2-1-3
*UConn	2-0-2, 1 int, 1 pd
at Florida	2-0-2, 1 pd
at South Carolina	1-0-1
*Mississippi State	7-3-10
*Missouri	7-1-8, 1 tfl
*Kentucky	6-2-8
*at Ole Miss	5-1-6
*at Tennessee	1-1-2

2020 Opp.	U-A-T, Other
at Texas A&M	2-0-2
LSU	3-1-4
*Ole Miss	3-1-4
*at Mississippi State	0-0-0
at Kentucky	0-0-0
Florida	0-0-0
*Tennessee	2-1-3, 1 tfl, 1 int, 2 pd

2019 Opp.	U-A-T, Other
at Ole Miss	0-0-0
at Florida	0-0-0
Kentucky	0-0-0
at Tennessee	0-0-0

* - denotes started



JOSHUA JOSEPHS
DL • 6-3 • 242 • So.
Kennesaw, Ga.

CAREER

- Young defensive pass rusher who illustrated great length and quickness as a true freshman
- Poised to take the next step in a promising career as one of the Vols' most prominent LEO edge rushers

19

- Recorded 26 tackles, 6.5 TFLs and four sacks, seven QB hurries and three pass breakups in his career
- Played in 22 games

2023

- Had one tackle in 15 defensive snaps vs. No. 1 Georgia (11/18)
- Made a career-high five tackles, including a 4-yard TFL in loss at No. 14 Missouri (11/11)
- Was productive at No. 11/8 Alabama (10/21), recording two tackles, a sack and a pass breakup
- Notched his second sack of the year and also added a QB hurry in win over South Carolina (9/30)
- Made one tackle while playing 13 defensive snaps in win over UTSA (9/23)
- Saw action on 17 defensive snaps and recorded his second-career sack in win vs. Austin Peay (9/9)
- Played 12 snaps and recorded two tackles in season-opening victory vs. Virginia (9/2)

NOTABLE

- Majoring in communication studies
- Enjoys learning about financial instruments in his free time
- Models his game after T.J. Watt
- Favorite movie is Kung Fu Panda
- Favorite musical artist is YoungBoy Never Broke Again
- Would most like to visit Greece
- Twitter: @joshuajosephs2 | Instagram: @jjo5hua

>> Full profile on Record Book Page 84

CAREER HIGHS

Tackles	5 at Missouri, 11/11/23
Sacks	1.0 (4x), last at Alabama, 10/21/23
Tackles for Loss	1.0 (6x), last at Missouri, 11/11/23
Passes Defended	1 (3x), last at Alabama, 10/21/23
QB Hurries	2 vs. Florida, 9/24/22


CAREER STATS

Defense	GP/GS	UT	AT	TT	Sack	TFL	FF	FR	QBH	PD	High Tk
2022	12/0	6	6	12	1-7	2.5-9	0	0	5	2	3(2x)
2023	10/0	10	4	14	3-18	4-22	0	0	2	1	5-MIZ
Career	22/0	16	10	26	4-25	6.5-31	0	0	7	3	5-MIZ

GAME-BY-GAME

2023 Opp.	U-A-T, Other
vs. Virginia	1-1-2
Austin Peay	1-0-1, 1 tfl, 1 s
at Florida	DNP
UTSA	0-1-1
South Carolina	1-0-1, 1 s, 1 tfl, 1 qbh
Texas A&M	1-0-1
at Alabama	2-0-2, 1 tfl, 1 s, 1 pd
at Kentucky	0-0-0
UConn	0-0-0, 1 qbh
at Missouri	4-1-5, 1 tfl
Georgia	0-1-1

2022 Opp.	U-A-T, Other
Ball State	0-2-2, 0.5 tfl, 1 pd
at Pitt	DNP
Akron	3-0-3, 1 tfl
Florida	0-1-1, 2 qbh
at LSU	1-1-2, 1 s, 1 tfl
Alabama	0-0-0
UT Martin	0-1-1, 1 qbh, 1 pd
Kentucky	0-0-0
at Georgia	0-0-0
Missouri	0-0-0, 1 qbh
at South Carolina	0-0-0
at Vanderbilt	0-0-0, 1 qbh
vs. Clemson	2-1-3



ANDREJ KARIC
OL • 6-6 • 310 • Jr.
Southlake, Texas

First name pronounced awn-DRAY CARE-ick

CAREER

- Athletic, nimble offensive lineman who arrived at Tennessee with three years of experience at the Power Five level at Texas
- Enrolled at UT in January 2023 and went through spring practice and has developed into a starter at left guard
- Saw action on 540 offensive snaps at Texas
- Originally signed with the Longhorns for the Class of 2020 as a four-star prospect
- Has two years of eligibility remaining
- Played in 31 career games (26 at Texas, five at UT) with nine starts (five at Texas, four at UT)
- Of his nine starts, four have come at left guard, three at jumbo tight end, one at left tackle and one at right tackle

2023

- Missed games against Georgia, Missouri, UConn, South Carolina, Texas A&M and Alabama due to injury
- Played 60 snaps at LG as UT racked up a season-high 512 yards of offense in win vs. UTSA (9/23)
- Started and played all 66 offensive snaps at LG in his SEC debut at Florida (9/16)
- Took a major jump from game one to game two, playing 56 snaps at left guard without allowing any sacks, hits or pressures while helping UT rack up 456 total yards and 228 rushing yards
- Started at LG and played 60 snaps in Tennessee debut during season-opening win vs. Virginia (9/2), helping lead the Vols' offense to 499 total yards and 287 yards on the ground

NOTABLE

- Majoring in communication studies
- Twitter: @KaricAndrej | Instagram: @_andrejkaric

>> Full profile on Record Book Page 85

CAREER STATS

Games Played/Started: 2023: 5/4; 2022: 12/3; 2021: 11/1; 2020: 3/1

Career: 31/9; Texas: 26/5; Tennessee: 5/4



RAMEL KEYTON
WR • 6-3 • 197 • Sr.
Marietta, Ga.

9

CAREER HONORS

- 2024 Reese's Senior Bowl Watch List

CAREER

- Veteran, dependable wideout who has developed into one of the best playmakers in the country
- Has a knack for making big catches in critical moments and has become a go-to wide receiver
- Caught 79 passes for 1,283 yards and nine touchdowns, averaging 16.2 yards per catch
- Played in 53 games with 22 starts in his career with the 2023 season being his final one with the Vols

2023

- Led the team with four catches for 57 yards in loss at No. 14 Missouri (11/11)
- Made two catches for a career-high 81 receiving yards, including a career-long 60-yard TD catch in the first quarter of win vs. UConn (11/4)
- Playing in his 50th career game, hauled in three receptions for 30 yards in win at Kentucky (10/28)
- Tied a career with five receptions for 71 yards, including a long catch of 30 yards at No. 11/8 Alabama (10/21)

- Caught a touchdown pass for the third straight game with a highlight-reel 48-yard reception in the second quarter of win vs. UTSA (9/23)
- Hauled in three catches for 39 yards, including an 11-yard touchdown grab on UT's opening drive in SEC opener at Florida (9/16)
- Was UT's leading receiver, tying a career-high with five catches for 52 yards and a touchdown in win vs. Austin Peay (9/9)
- Started and led all players with 66 receiving yards on just three catches in season-opening victory vs. Virginia (9/2), including a 41-yard snag in the second quarter that led to a UT touchdown

NOTABLE

- Majoring in communication studies
- Favorite pregame meal is spaghetti and meatballs
- Favorite movies are "Avatar" and "Friday"
- Favorite jersey in pro sports is a Michael Jordan Bulls jersey
- Twitter: @Wlme10 | IG: @dba.mel
- >> Full profile on Record Book Pages 87-88

CAREER HIGHS

Receptions	5 (5x), last at Alabama, 10/21/23
Receiving Yards	81 vs. UConn, 11/4/23
Long Reception	60 vs. UConn, 11/4/23
Receiving Touchdowns	2 vs. UT Martin, 10/22/22
Rushes	1 vs. Georgia State, 8/31/19
Rushing Yards	10 vs. Georgia State, 8/31/19
Long Rush	10 vs. Georgia State, 8/31/19

CAREER STATS

Receiving	GP/GS	No	Yds	Avg	Per/G	TD	Long	High Yd
2019	12/0	4	104	26.0	8.7	0	46-IU	60-IU
2020	7/3	9	76	8.4	10.9	0	16-UGA	29-UGA
2021	10/1	7	72	10.3	7.2	0	15-UGA	48-UGA
2022	13/7	31	562	18.1	43.2	5	57-AKR	78-ALA
2023	11/11	28	469	16.8	42.6	4	60-CONN	81-CONN
Career	53/22	79	1283	16.2	24.2	9	60-CONN	81-CONN

GAME-BY-GAME

2023 Opp.	Rec-Yds-TD, Lg	Rush-Yds-TD, Lg
*vs. Virginia	3-66-0, 41	0-0-0
*Austin Peay	5-52-1, 17	0-0-0
*at Florida	3-39-1, 14	0-0-0
*UTSA	1-48-1, 48	0-0-0
*South Carolina	2-25-0, 19	0-0-0
*Texas A&M	0-0-0	0-0-0
*at Alabama	5-71-0, 30	0-0-0
*at Kentucky	3-30-0, 17	0-0-0
*UConn	2-81-1, 60	0-0-0
*at Missouri	4-57-0, 20	0-0-0
*Georgia	0-0-0	0-0-0

2022 Opp.	Rec-Yds-TD, Lg	Rush-Yds-TD, Lg
Ball State	4-57-0, 32	0-0-0
at Pitt	0-0-0	0-0-0
Akron	1-57-1, 57	0-0-0
*Florida	3-69-0, 43	0-0-0
*at LSU	2-19-0, 11	0-0-0
*Alabama	5-78-0, 31	0-0-0
*UT Martin	5-77-2, 38	0-0-0
Kentucky	0-0-0	0-0-0
at Georgia	0-0-0	0-0-0
*Missouri	2-60-1, 46	0-0-0
at South Carolina	2-33-0, 17	0-0-0
*at Vanderbilt	3-36-0, 23	0-0-0
*vs. Clemson	4-76-1, 46	0-0-0

2021 Opp.	Rec-Yds-TD, Lg	Rush-Yds-TD, Lg
Bowling Green	DNP	
Pitt	0-0-0	0-0-0
Tennessee Tech	1-10-0, 10	0-0-0
at Florida	0-0-0	0-0-0
at Missouri	0-0-0	0-0-0
South Carolina	0-0-0	0-0-0
Ole Miss	0-0-0	0-0-0
at Alabama	DNP	
at Kentucky	0-0-0	0-0-0
Georgia	5-48-0, 15	0-0-0
*South Alabama	1-14-0, 14	0-0-0
Vanderbilt	DNP	

vs. Purdue	0-0-0	0-0-0
------------	-------	-------

2020 Opp.	Rec-Yds-TD, Lg	Rush-Yds-TD, Lg
*at South Carolina	2-20-0, 13	0-0-0
*Missouri	0-0-0	0-0-0
at Georgia	2-29-0, 16	0-0-0
Kentucky	2-6-0, 9	0-0-0
Alabama	1-4-0, 4	0-0-0
at Arkansas	1-7-0, 7	0-0-0
at Auburn	1-10-0, 10	0-0-0
Florida	DNP	
at Vanderbilt	DNP	
Texas A&M	DNP	

2019 Opp.	Rec-Yds-TD, Lg	Rush-Yds-TD, Lg
Georgia State	0-0-0	1-10-0, 10
BYU	0-0-0	0-0-0
Chattanooga	0-0-0	0-0-0
at Florida	DNP	
Georgia	0-0-0	0-0-0
Mississippi State	1-41-0, 41	0-0-0
at Alabama	0-0-0	0-0-0
South Carolina	0-0-0	0-0-0
UAB	0-0-0	0-0-0
at Kentucky	1-3-0, 3	0-0-0
at Missouri	0-0-0	0-0-0
Vanderbilt	0-0-0	0-0-0
vs. Indiana	2-60-0, 46	0-0-0

* - denotes started



JACKSON LAMPLEY

OL • 6-4 • 315 • R-Sr.
Nashville, Tenn.

CAREER HONORS

- 2021 SEC Fall Academic Honor Roll
- 2020 SEC Fall Academic Honor Roll
- 2019-20 First-Year SEC Academic Honor Roll

CAREER

- Promising interior offensive lineman who continued a family legacy of Tennessee Vols
- In his fifth year with the program and has two seasons of eligibility remaining
- Three-time member of the SEC Academic Honor Roll
- Sees time at guard and on field goal and PAT units
- According to PFF College, has not allowed a sack in his career on 269 offensive snaps
- Played in 37 career games, including 35 of the last 36

2023

- Played in all 11 games this season and has seen action on 74 offensive snaps
- Saw action on 22 offensive snaps at right guard vs. No. 1 Georgia (11/18)
- Did not allow a sack or quarterback hit in 14 offensive snaps at right guard in win vs. UConn (11/4)
- Saw action on field goal and PAT units for two consecutive SEC road trips to No. 11/8 Alabama (10/21) and Kentucky (10/28)
- Blocked on PAT and field goal units in SEC wins over South Carolina (9/30) and Texas A&M (10/14)
- Made his 30th career appearance, played six clean offensive snaps at right guard and saw action on special teams in win vs. UTSA (9/23)
- Played 10 snaps at left guard vs. Austin Peay (9/9) and did not allow a pressure
- Saw action on 22 offensive snaps at guard and did not allow a pressure in season-opening win vs. Virginia (9/2)

NOTABLE

- Father, Brad, played offensive line for the Vols during the Peyton Manning era and was a three-time member of the SEC Academic Honor Roll
- His grandfather, Dennis, is a member of the Kentucky Sports Hall of Fame
- Dennis coached for 47 years at Trinity High School in Louisville and still holds the Kentucky state record for consecutive wins with 50
- Majoring in management

• Twitter: @JMLampley50 | IG: @JMLampley50
>> Full profile on Record Book Page 89

CAREER STATS

Games Played/Started: 2023: 11/0; 2022: 12/0; 2021: 12/0; 2020: 0/0; 2019: 2/0
Career: 37/0



OLLIE LANE

OL • 6-4 • 320 • R-Sr.
Corryton, Tenn.



78

CAREER HONORS

- 2022 Fall SEC Academic Honor Roll
- 2021 Fall SEC Academic Honor Roll
- 2020 Fall SEC Academic Honor Roll
- 2019 Fall SEC Academic Honor Roll

CAREER

- In-state product who has been a dependable and versatile offensive lineman that is in his sixth and final season
- Has seen significant time at left guard and was thrust into a starting role at center due to injury to Cooper Mays earlier in the season
- Amassed 1,231 offensive snaps in his career
- Four-time member of the SEC Academic Honor Roll
- Wearing SEC graduate patch after earning bachelor's degree from Tennessee in May 2021 and a master's degree in December 2022
- Played in 39 games with 16 starts in his career, 12 at left guard and four at center

2023

- Has started all 11 games this season, four at center and seven at left guard
- Played all 55 snaps at left guard and did not allow a sack, hit or hurry vs. No. 1 Georgia (11/18)
- Played 55 snaps at left guard and did not allow a pressure at No. 14 Missouri (11/11)
- Started at left guard vs. UConn (11/4), played 30 snaps and did not allow a pressure as the Vols generated a season-high 650 total yards (375 pass, 275 rush) at a clip of 10.0 yards per play, the highest for UT since 2016
- Played 64 snaps at left guard in win at Kentucky (10/28), did not allow a sack or quarterback hit and helped pave the way for 254 rushing yards against the SEC's No. 2 ranked rushing defense
- Started at left guard and played all 79 snaps at No. 11/8 Alabama (10/21) without allowing a sack or hit
- Played all 71 offensive snaps at left guard vs. Texas A&M (10/14) as the Vols rushed for 232 yards
- Started at LG vs. South Carolina (9/30) and played all 74 snaps, paving the way for 238 rushing yards
- Played 53 offensive snaps at center vs. UTSA (9/23) and helped UT rack up a season-high 303 rushing yards and 512 yards of total offense
- Started at center in SEC opener at Florida (9/16) and played 57 snaps without allowing a sack or hit
- Got the start at center for the second-straight week vs. Austin Peay (9/9) and did not allow a pressure in 47 snaps as UT rushed for 228 yards and compiled 456 yards of total offense
- Started at center for the first time in his career in the season opener vs. Virginia (9/2), playing 48 snaps without allowing a pressure or committing a penalty

NOTABLE

- Earned his undergraduate degree from UT in kinesiology in May 2021
- Received a Master of Science degree with a focus in management and human resources in Dec. 2022
- Is a distant relative of William Wallace, a Scottish knight immortalized in the movie "Braveheart"
- Currently pursuing a Master of Science degree with a focus in management and human resources
- Twitter: @ollie_lane78 | IG: @ollie_lane78
- >> Full profile on Record Book Page 90

CAREER STATS

Games Played/Started: 2023: 11/11; 2022: 13/0; 2021: 12/5; 2020: 0/0; 2019: 3/0

Career: 39/16



VYSEN LANG

OL • 6-4 • 337 • Fr.
Pike Road, Ala.

First name pronounced VIE-sun

CAREER

- Wide-framed offensive lineman with promising size, ability and athleticism
- Arrived at Rocky Top in December 2022 and participated in Orange Bowl practices before enrolling in January 2023 and then going through spring practice
- Played in three career games

2023

- Saw action on 14 snaps at center in Homecoming victory over UConn (11/4), his third appearance of the season
- Made his collegiate debut in the season opener vs. Virginia (9/2), blocking for UT's PAT kick unit

NOTABLE

- Majoring in construction science and management
- Twitter: @VysenL | Instagram: @vysenlangofficial
- >> Full profile on Record Book Page 91

CAREER STATS

Games Played/Started: 2023: 3/0

Career: 3/0



COOPER MAYS

OL • 6-3 • 305 • Sr.
Knoxville, Tenn.

CAREER HONORS

- 2024 Reese's Senior Bowl Watch List
- 2023 Preseason All-SEC Second Team (Lindy's)
- 2023 Preseason All-SEC Third Team (Coaches, Media)
- 2023 Preseason All-SEC Fourth Team (Athlon, Phil Steele)
- 2022 Fall SEC Academic Honor Roll
- SEC Offensive Lineman of the Week (vs. Missouri, 11/12/22)
- 2022 Preseason All-SEC Third Team (Media)
- 2021 Fall SEC Academic Honor Roll

CAREER

- Local preseason All-SEC standout who serves as UT's starting center and continues a family legacy of Vols
- Owns two seasons of remaining eligibility and is UT's starting center for the third straight season
- Leader of an offensive line that has been tabbed a semifinalist for the Joe Moore Award in 2022 and 2023
- Lined up alongside his brother, Cade, on the offensive line for two seasons, while his father, Kevin, was an All-SEC guard in the 90s
- A two-time SEC Academic Honor Roll recipient and a leader on the team on and off the field
- Seen action on 1,992 career offensive snaps, allowing only four sacks
- Played in 38 games with 30 starts, all at center

2023

- Started the last seven games at center and has given up no sacks in 448 offensive snaps this season
- Made his 30th career start, played 52 snaps and did not allow a pressure vs. No. 1 Georgia (11/18)
- Saw action on all 57 plays at No. 14 Missouri (11/11) and did not allow a sack or QB hit
- Started at center vs. UConn (11/4), played 38 snaps and did not allow a pressure as the Vols generated a season-high 650 total yards (375 pass, 275 rush) at a clip of 10.0 yards per play, the highest for UT since 2016

51

- Played all 68 offensive snaps at Kentucky (10/28) and did not allow a sack or quarterback hit as the Vols totaled 481 yards of offense and ran for 254 yards against the SEC's No. 2 ranked rush defense
- Started at center at No. 11/8 Alabama (10/21) and saw action on all 79 offensive snaps without allowing a sack or hit
- In his 25th career start, played all 71 offensive snaps vs. Texas A&M (10/14) without allowing a pressure and paved the way for 232 rushing yards
- Made season debut and first start of 2023 in win vs. South Carolina (9/30), playing 70 offensive snaps at center as the Vols piled up 238 rushing yards
- Did not play vs. Virginia (9/2), Austin Peay (9/9), Florida (9/16) or UTSA (9/23) while recovering from injury
- Had medical procedure on Aug. 9

NOTABLE

- Majoring in sport management
- Played alongside his brother, Cade, for two seasons from 2020-21, before Cade was drafted by the Carolina Panthers in the sixth round (pick 199) of the 2022 NFL Draft
- Father, Kevin, lettered for the Vols from 1991-94 and was a team captain and All-SEC guard in 1994
- Started playing football in third grade
- An avid outdoorsman
- Dream vacation says is to Santorini, Greece
- Twitter: @CooperMays | IG: coop.mays
- >> Full profile on Record Book Page 93

CAREER STATS

Games Played/Started: 2023: 7/7; 2022: 13/13;

2021: 8/8; 2020: 10/2

Career: 38/30



JAYLEN MCCOLLOUGH

DB • 6-0 • 206 • Sr.
Austell, Ga.



2

CAREER HONORS

- 2024 Reese's Senior Bowl Watch List
- PFF College Nat'l Def. Team of the Week (12/12/20)
- 2019 PFF College All-Freshman Team (HM)
- PFF College SEC Def. Team of the Week (11/4/19)

CAREER

- Veteran starting safety who is one of Tennessee's defensive leaders
- Elected to return for his super senior season, his fifth and final season in a Vol uniform
- Wears the SEC graduate patch after graduating from UT in December 2022
- Owns 231 total tackles – 154 solo – to go along with 15.5 tackles for loss, two sacks, six interceptions, 20 passes defended and one forced fumble
- Played in 58 career games and made 49 starts
- Started 36 consecutive games played for the Vols at safety

2023

- Started all 11 games at safety this season and is tied for the team lead with three interceptions
- A start this Saturday vs. Vanderbilt will be the 50th of his career, tying him for the school record which is held by CB Jonathan Hefney, who started 50 games from 2004-07
- Ranks fourth on the squad with 48 total tackles
- Tallied five total tackles vs. No. 1 Georgia (11/18)
- Recorded his third interception of the season and second in as many games at No. 14 Missouri (11/11) and finished the contest with a season-high seven tackles
- On the first play of the second half vs. UConn (11/4), snared his second interception of the season and returned it 30 yards for a touchdown for his first career pick-six
- Also posted four total tackles in the Homecoming win over the Huskies

- Tallied four assisted tackles in SEC road victory at Kentucky (10/28)
- Posted seven tackles and nabbed his first interception of the year at No. 11/8 Alabama (10/21)
- Made three total tackles with one TFL in win over Texas A&M (10/14)
- Started at safety and finished with a season-high five tackles and one pass breakup in win vs. South Carolina (9/30)
- Logged his 200th career tackle with a solo stop in the fourth quarter against the Gamecocks
- Played the 50th game of his career at Florida (9/16), starting at safety and logging four tackles with one TFL
- Made his 40th career start at safety vs. Austin Peay (9/9) and posted three solo tackles as well as a pass breakup in the win
- Started at safety in the season-opening win vs. Virginia (9/2) and logged four tackles, half a TFL and one pass breakup

NOTABLE

- Earned his undergraduate degree from UT in communication studies in December 2022
- Working toward a master's degree in agricultural leadership, education and communication
- Nickname is "Tank"
- Father, Eriles, played football at Jacksonville State
- Twitter: @Jay_Mccollough2 | IG: @Jay_Mccollough2
- >> Full profile on Record Book Pages 94-95

CAREER HIGHS

Tackles	11 vs. Texas A&M, 12/19/20
Tackles for Loss	1.0 (14x), last vs. Texas A&M, 10/14/23
Sacks	1 (2x), last vs. Vanderbilt, 11/27/21
Forced Fumbles	1 at Alabama, 10/23/21
Interceptions	1 (6x), last at Missouri, 11/11/23
Passes Defended	3 vs. Tennessee Tech, 9/18/21
QB Hurries	1 (4x), last vs. Missouri, 11/12/22

CAREER STATS

Defense	GP/GS	UT	AT	TT	Sack	TFL	FF	FR	PD	Int	High Tk
2019	13/6	24	9	33	1-10	3-16	0	0	2	0	7-1U
2020	10/8	29	14	43	0-0	2-5-3	0	0	2	0	11-TAMU
2021	13/13	35	14	50	1-10	3-5-16	1	0	8	3	6(2x)
2022	11/11	38	20	58	0-0	4-8	0	0	2	0	7(4x)
2023	11/11	28	20	48	0-0	2-5-7	0	0	6	3	7(2x)
Career	58/49	154	77	231	2-20	15.5-50	1	0	20	6	11-TAMU

GAME-BY-GAME

2023 Opp.	U-A-T, Other
*vs. Virginia	2-2-4, 0.5 tfl, 1 pd
*Austin Peay	3-0-3, 1 pd
*at Florida	3-1-4, 1 tfl
*UTSA	1-1-2
*South Carolina	3-2-5, 1 pd
*Texas A&M	2-1-3, 1 tfl
*at Alabama	4-3-7, 1 pd, 1 int
*at Kentucky	0-4-4
*UConn	2-2-4, 1 int (td)
*at Missouri	6-1-7, 1 int
*Georgia	2-3-5

2022 Opp.	U-A-T, Other
*Ball State	1-3-4
*at Pitt	3-1-4, 1 qbh
*Akron	3-1-4, 1 tfl, 1 qbh
*Florida	3-1-4
*at LSU	5-2-7
Alabama	DNP
UT Martin	DNP
*Kentucky	2-2-4, 1 pd
*at Georgia	3-3-6
*Missouri	4-0-4, 1 tfl, 1 qbh
*at S. Carolina	4-3-7, 1 tfl
*at Vanderbilt	4-3-7, 1 tfl, 1 pd
*vs. Clemson	6-1-7

2021 Opp.	U-A-T, Other
*Bowling Green	3-1-4, 1 tfl
*Pitt	2-3-5, 1 tfl
*Tenn. Tech	2-0-2, 1 int, 3 pd
*at Florida	5-1-6, 0.5 tfl, 1 pd, 1 qbh
*at Missouri	3-1-4, 1 int

*S. Carolina	2-1-3, 1 int
*Ole Miss	3-0-3
*at Alabama	3-0-3, 1 ff
*at Kentucky	6-0-6, 1 pd
*Georgia	1-1-2
*S. Alabama	3-1-4
*Vanderbilt	1-2-3, 1 s, 1 tfl
*vs. Purdue	1-3-4, 1 pd

2020 Opp.	U-A-T, Other
at S. Carolina	4-0-4
*Missouri	4-1-5
*at Georgia	2-2-4, 1 pd
*Kentucky	0-3-3
*Alabama	4-2-6, 1 tfl
*at Arkansas	2-1-3, 1 tfl
*at Auburn	0-0-0
*Florida	2-0-2, 1 pd
at Vanderbilt	4-1-5, 0.5 tfl
*Texas A&M	7-4-11

2019 Opp.	U-A-T, Other
Georgia State	0-0-0
BYU	0-0-0
Chattanooga	3-1-4, 1 tfl, 1 pd
at Florida	0-1-1
Georgia	0-0-0
Miss. State	0-0-0
at Alabama	2-2-4, 1 s, 1 tfl
*S. Carolina	4-1-5
*UAB	2-0-2
*at Kentucky	0-1-1
*at Missouri	5-0-5
*Vanderbilt	3-1-4
*Indiana	5-2-7, 1 tfl, 1 pd

* - denotes started



**BRU
McCOY**
WR • 6-3 • 220 • R-Sr.
Palos Verdes Estates, Calif.

15

CAREER HONORS

- 2024 Reese's Senior Bowl Watch List
- 2023 Preseason All-SEC Second Team (Athlon, Coaches, Media, Phil Steele)

CAREER

- A physical, big-target wide receiver who transferred from Southern Cal to Tennessee and made an immediate impact in the Vols' record-setting offense
- In his second season as a Vol and fifth at the FBS level
- Has successfully continued the pipeline of transfer wide receivers and USC players into Tennessee which includes his former teammates Velus Jones Jr. and Chase McGrath
- Originally enrolled at Southern Cal before spending the spring of 2018 at Texas and then returning to USC for three seasons
- Enrolled at Tennessee in January 2022
- Entered the collegiate ranks after a five-star, All-American prep career at powerhouse Mater Dei in California
- For his career, logged 90 catches for 1,120 yards and seven touchdowns
- Caught 21 passes for 236 yards and two touchdowns in six games played at USC
- In his two years at UT, hauled in 69 catches for 884 yards and five touchdowns
- Owns three 100-yard receiving games, all as a Vol
- Including his time at Southern Cal, has played in 23 games with 20 starts (17 starts as a Vol)

2023

- Played and started in five games before suffering a season-ending fracture-dislocation of his right ankle in the second quarter vs. South Carolina on Sept. 30
- Tallied 17 receptions for 217 yards and one touchdown on the year
- Caught two passes for 21 yards, including a long of 17 in the first half vs. the Gamecocks (9/30)

- Right ankle injury occurred when he was tackled following a 17-yard reception with 6:16 left in the second quarter
- Had three catches for 30 yards in win vs. UTSA (9/23)
- Had a game-high 94 receiving yards on five catches in SEC opener at Florida (9/16), including a 55-yard touchdown in the fourth quarter for UT's longest play of the night
- Pulled in five catches for 51 yards in home opener vs. Austin Peay (9/9)
- Was targeted five times and made two catches for 21 yards in season-opening win vs. Virginia (9/2)

NOTABLE

- Majoring in communication studies
- His father, Horace McCoy II, was a tight end at Northern Illinois (1994) and his mother, Shelby, was a record-setting four-time (1991-94) All-Conference setter for Northern Illinois volleyball
- Is helping to make sudden cardiac arrest prevention, awareness and treatment a priority this season as he co-created Huddle for Hearts. Through Huddle For Hearts, his work provides AEDs (Automated External Defibrillators) to youth sports organizations - focusing primarily on underserved communities
- Held a CPR training and demo seminar in the Knoxville community in July and also donated two AED machines to inner-city youth
- Has an NIL deal in place this season where for every touchdown he catches, an AED will be donated to the community
- Was USC teammates with VFL and Chicago Bears WR Velus Jones Jr. and former UT placekicker Chase McGrath
- Is this season's "cookie monster," continuing an NIL tradition established by VFL and current New Orleans Saint Alontae Taylor that grants fans in Knoxville free cookies from Moonshine Mountain Cookies if he catches two TD passes in a game
- Twitter: BruMcCoy15 | IG: @brumccoy
>> Full profile on Record Book Pages 96-97

CAREER HIGHS

Receptions	9 vs. Missouri, 11/12/22
Receiving Yards	140 at LSU, 10/8/22
Receiving TDs	1 (7x), last at Florida, 9/16/23
Long Reception	70 vs. Florida, 9/24/22
Rushing Attempts	1 (2x), last at Florida, 9/16/23
Rushing Yards	3 at LSU, 10/8/22
Long Rush	3 at LSU, 10/8/22

CAREER STATS

Receiving	GP/GS	No	Yds	Avg	Per/G	TD	Long	High Yd
*2019								DNP - Redshirted
*2020	6/3	21	236	11.2	39.3	2	28-ORE	76-ORE
*2021								DNP
2022	12/12	52	667	12.8	55.6	4	70-UF	140-LSU
2023	5/5	17	217	12.8	43.4	1	55-UF	94-UF
at USC	6/3	21	236	11.2	39.3	2	28-ORE	76-ORE
at UT	17/17	69	884	12.8	52.0	5	70-UF	140-LSU
Career	23/20	90	1120	12.4	48.7	7	70-UF	140-LSU

* - at Southern Cal

GAME-BY-GAME

2023 Opp.	Rec-Yds-TD, Lg	Rush-Yds-TD, Lg
*vs. Virginia	2-21-0, 14	0-0-0
*Austin Peay	5-51-0, 20	0-0-0
*at Florida	5-94-1, 55	1-2-0, 2
*UTSA	3-30-0, 13	0-0-0
*South Carolina	2-21-0, 17	0-0-0
Texas A&M	DNP - Injury	
at Alabama	DNP - Injury	
at Kentucky	DNP - Injury	
UConn	DNP - Injury	
at Missouri	DNP - Injury	
Georgia	DNP - Injury	

2022 Opp.	Rec-Yds-TD, Lg	Rush-Yds-TD, Lg
*Ball State	3-42-0, 20	0-0-0
*at Pitt	4-58-1, 32	0-0-0
*Akron	1-9-0, 9	0-0-0
*Florida	5-102-1, 70	0-0-0
*at LSU	7-140-0, 48	1-3-0, 3
*Alabama	2-38-0, 27	0-0-0
*UT Martin	2-8-0, 5	0-0-0
*Kentucky	6-54-0, 16	0-0-0

*at Georgia	6-38-0, 11	0-0-0
*Missouri	9-111-0, 38	0-0-0
*at South Carolina	3-19-1, 8	0-0-0
at Vanderbilt	DNP	
*vs. Clemson	4-48-1, 16	0-0-0

2020 Opp.	Rec-Yds-TD, Lg	Rush-Yds-TD, Lg
Arizona State	5-51-1, 26	0-0-0
at Arizona	3-25-0, 11	0-0-0
*at Utah	5-66-0, 23	0-0-0
*Washington State	1-8-0, 8	0-0-0
at UCLA	1-10-0, 10	0-0-0
*Oregon	6-76-1, 28	0-0-0

* - denotes started



**TAMARION
McDONALD**
DB • 6-2 • 208 • Sr.
Memphis, Tenn.

12

CAREER HONORS

- 2024 Reese's Senior Bowl Watch List

CAREER

- Instinctive and hard-hitting safety who has manned the Vols' STAR position
- Illustrated his versatility throughout his career whether it's at safety or on special teams coverage
- Including this season, owns two years of eligibility remaining and has been a major contributor again in 2023
- Came to Knoxville after a stellar high school career in Memphis
- Tallied 116 tackles - 74 solo - with 8.5 TFLs, four INTs, 16 passes defended and one fumble recovery
- Played in 42 games with 24 starts

2023

- Started 10 games at STAR this season and ranks fifth on the team with 40 total tackles
- Ranks tied for third on the team with five passes defended (four PBU, one INT) this season
- Had four tackles in Homecoming win vs. UConn (11/4)
- Posted two solo tackles and a pivotal pass breakup on a fourth down play in win at Kentucky (10/28)
- Led the Vols with a career-best 10 total tackles at No. 11/8 Alabama (10/21)
- Earned his 20th career start vs. Texas A&M (10/14), posting two solo tackles and logging a pass breakup on the game's final drive
- Posted three solo tackles and a pass breakup against South Carolina (9/30)
- Made a season-high seven tackles, nabbed his first interception of the year, logged his first-career sack and had a career-high two TFLs vs. UTSA (9/23)
- Started (STAR) at Florida (9/16), played 50 defensive snaps and finished the game with three total tackles
- Filled the defensive box score with five tackles, one TFL, one quarterback hurry and one pass breakup in home opener vs. Austin Peay (9/9)
- Started the season opener vs. Virginia (9/2) at STAR and logged three tackles with half a TFL

NOTABLE

- Majoring in communications studies
- Favorite musical artists are NBA Youngboy and Moneybagg Yo
- Favorite actor is Eddie Murphy
- Dream car is a Mercedes-Benz S550
- High school teammate with fellow class of 2020 signee Bryson Eason at Whitehaven High School
- Twitter: @tjdadonn | IG: @slattmtmac
>> Full profile on Record Book Pages 97-98

CAREER HIGHS

Tackles	10 at Alabama, 10/21/23
Tackles for Loss	2.0 vs. UTSA, 9/23/23
Sacks	1.0 vs. UTSA, 9/23/23
Interceptions	1 (4x), last vs. UTSA, 9/23/23
Fumble Recoveries	1 at Georgia, 11/5/22
Passes Defended	2 at Vanderbilt, 11/26/22
QB Hurries	1 (3x), last vs. Austin Peay, 9/9/23

CAREER STATS

Defense	GP/GS	UT	AT	TT	Sack	TFL	FF	FR	PD	Int	High Tk
2020	7/1	5	6	11	0-0	0-0	0	0	1	0	2(4x)
2021	12/0	8	1	9	0-0	1-1	0	0	2	1	5-MIZ
2022	13/13	39	17	56	0-0	4-16	0	1	8	2	9-ALA
2023	10/10	23	17	40	1-9	3.5-12	0	0	5	1	10-ALA
Career	42/24	75	41	116	1-9	8.5-29	0	1	16	4	10-ALA

GAME-BY-GAME

2023 Opp.	U-A-T, Other
*vs. Virginia	1-2-3, 0.5 tfl
*Austin Peay	3-2-5, 1.0 tfl, 1 qb, 1 pd
*at Florida	1-2-3
*UTSA	5-2-7, 2 tfl, 1 s, 1 int, 1 pd
*South Carolina	3-0-3, 1 pd
*Texas A&M	2-0-2, 1 pd
*at Alabama	3-7-10
*at Kentucky	2-0-2, 1 pd
*UConn	2-2-4
*at Missouri	1-0-1
Georgia	DNP - Injury

2022 Opp.	U-A-T, Other
*Ball State	0-0-0, 1 int, 1 pd
*at Pitt	2-1-3, 1 tfl
*Akron	2-1-3, 1 tfl, 1 pd
*Florida	1-0-1, 1 qb
*at LSU	3-2-5, 1 pd
*Alabama	6-3-9, 1 tfl
*UT Martin	4-0-4
*Kentucky	1-1-2, 1 pd, 1 qb
*at Georgia	3-3-6, 1 fr
*Missouri	4-0-4, 1 pd
*at South Carolina	5-1-6
*at Vanderbilt	4-4-8, 1 tfl, 2 pd
*vs. Clemson	4-1-5, 1 int, 1 pd

2021 Opp.	U-A-T, Other
Bowling Green	1-0-1
Pitt	1-1-2
Tennessee Tech	1-0-1, 1 int, 1 tfl
at Florida	0-0-0
at Missouri	5-0-5
South Carolina	DNP
Ole Miss	0-0-0
at Alabama	0-0-0
at Kentucky	0-0-0
Georgia	0-0-0
South Alabama	0-0-0
Vanderbilt	0-0-0
vs. Purdue	0-0-0

2020 Opp.	U-A-T, Other
Kentucky	0-1-1
Alabama	1-1-2
at Arkansas	1-1-2
at Auburn	1-1-2
Florida	0-1-1
*at Vanderbilt	2-0-2, 1 pd
Texas A&M	0-1-1

* - denotes started



JOE MILTON III
QB • 6-5 • 235 • R-Sr.
Pahokee, Fla.



7

CAREER HONORS

- SEC Co-Offensive Player of the Week (vs. Virginia, 9/2)
- 2023 Jason Witten Award Semifinalist
- 2023 Davey O'Brien Midseason Watch List
- 2024 Reese's Senior Bowl Watch List
- 2023 Johnny Unitas Golden Arm Award Candidate
- 2023 Walter Camp Player of the Year Watch List
- 2023 Maxwell Award Watch List
- 2023 Preseason All-SEC Third Team (Media, Phil Steele)
- 2022 Capital One Orange Bowl MVP

CAREER

- Strong-armed, veteran quarterback and leader of the Vols in his third season with the program
- Played in 42 games with 20 starts in his collegiate career, including 28 appearances at Tennessee with 15 starts
- 2023 season is his sixth and final at the college level
- Possesses all of the tools to be a future NFL QB
- Served as the starter for the first two games of the 2021 season for UT before being injured
- Stayed the course, developed and spelled an injured Hendon Hooker to start the final two games of the 2022 campaign, capping it with an MVP performance in the Capital One Orange Bowl
- Enrolled at Tennessee in June 2021 after playing three seasons at Michigan, including the 2020 campaign in which he was the starter in five games
- Wears the SEC graduate patch after earning his bachelor's degree from Michigan in May 2021
- In 14 career games at Michigan, accounted for 1,350 total yards of offense — 1,194 passing and 156 rushing — and eight TDs — five passing and three rushing
- Wore No. 5 at Michigan but wears No. 7 at Tennessee, the number he wore in high school
- Owns a 12-8 record as a starter in college, including 10-5 at Tennessee
- In three seasons with the Vols, completed 292-of-465 (.628) passes for 3,776 yards and 28 touchdowns with five interceptions
- Accounted for 4,270 yards of total offense at UT, adding seven scores and 494 yards on the ground
- Threw 216 passes at UT before his first INT as a Vol, which was the second-longest streak of attempts without a pick in program history (Hendon Hooker, 261) and the ninth-longest streak in SEC history
- From Nov. 12, 2022 vs. Missouri to Nov. 11, 2023 at Missouri, threw at least one touchdown pass in 14 consecutive appearances, which is the third-longest streak in UT history
- Ranked among college football's top 100 players for the 2023 season by On3.com

2023

- Started all 11 games at quarterback this season, completing 207-of-321 (.645) passes for 2,430 yards with 16 touchdowns and five interceptions
- Also has showcased his mobility throughout the year with a career-best 288 rushing yards (26.2 per game) while averaging 3.9 yards per carry
- Surpassed 200 completions on the year vs. No. 1 Georgia (11/18), connecting on 17-of-30 passes for 147 yards
- Logged 303 yards of total offense at No. 14 Missouri (11/11), completing 22-of-34 passes for 267 yards with one touchdown and leading the Vols with 36 rushing yards on 10 carries
- Accounted for 261 total yards and three touchdowns in Homecoming win over UConn (11/4), completing 11-of-14 passes for 254 yards and two touchdowns and adding one 6-yard touchdown rush
- Connected with Squirrel White and Ramel Keyton on touchdown throws of 83 and 60 yards, respectively, for UT's two longest pass plays of the season against the Huskies
- His 83-yard strike to Squirrel White was Tennessee's longest pass play since 2006 (Erik Ainge to Robert Meachem, 84 yards vs. Memphis State)
- Had one of his most complete games at Kentucky (10/28), firing 17-of-20 passes for 227 yards and one touchdown with no interceptions
- His 85.0 completion percentage against the Wildcats was the best by a Vol QB (min. 20 attempts) in an SEC game since Joshua Dobbs' mark of 91.2 (31-34) at Vanderbilt in 2016
- Posted 330 yards of total offense (271 pass, 59 rush) at No. 11/8 Alabama (10/21) and completed a UT career high 28 passes on 41 attempts, which included a pair of touchdown passes in the first half
- Completed 11-of-22 throws for 100 yards and rushed for 34 more in second straight SEC win vs. Texas A&M (10/14), and found tight end Jacob Warren for a touchdown for the second consecutive game

- Completed 21-of-32 passes for 239 yards vs. South Carolina, including one touchdown pass to Jacob Warren in the victory
- Amassed 298 yards of total offense (209 passing, 89 rushing) with two passing touchdowns and a rushing score in win vs. UTSA (9/23)
- His rushing touchdown against the Roadrunners was an 81-yard dash on a read option on UT's first play from scrimmage, the longest run by a quarterback in Tennessee history and tied for the 10th-longest rush by a Vol in program annals
- Completed 18-of-31 passes for 209 yards in win over UTSA (9/23), including a 48-yard touchdown pass to Ramel Keyton for his sixth completion of 40-plus yards this season
- Completed 20-of-34 passes and tallied a UT career-high 287 passing yards at Florida (9/16) with two passing touchdowns and one interception
- His intercepted pass in Gainesville snapped a streak of 248 consecutive attempts without a pick (32 at Michigan, 216 at Tennessee) that dated to Nov. 14, 2020 vs. Wisconsin
- Found Bru McCoy for a 55-yard touchdown in the fourth quarter at UF (9/16), UT's longest pass play of the season
- Completed 21-of-33 passes for 228 yards and tallied three total touchdowns (two passing, one rushing) in the 2023 home opener vs. Austin Peay (9/9)
- Fired 11 consecutive completions over the course of two scoring drives in the second quarter against the Governors, the ninth-longest completion streak in UT history
- Accounted for four total touchdowns (two passing, two rushing) and 234 yards of total offense in the season opener vs. Virginia (9/2) to earn SEC Co-Offensive Player of the Week honors
- Completed 21-of-30 passes for 201 yards to nine different receivers in the season opener while adding 33 rushing yards on nine carries
- In the win vs. UVA, became the first Vol with two passing TDs and two rushing TDs in the same game against a Power 5 opponent since Joshua Dobbs accomplished the feat vs. Missouri on Nov. 19, 2016

NOTABLE

- Graduated with a bachelor's degree in American Culture from the University of Michigan in May 2021
- Currently pursuing another bachelor's degree at Tennessee in hospitality and tourism management
- Is the oldest of seven children
- Is cousins with former NFL Pro Bowl wide receiver and Super Bowl Champion Anquan Boldin
- Was roommates with former Tennessee QB Hendon Hooker for two years
- Moved to Orlando from Pahokee for his freshman year of high school
- Twitter: @Qbjayy7 | IG: @joemilton5

>> Full profile on Record Book Pages 99-100

CAREER HIGHS

Completions	32 vs. Michigan State, 10/31/20*
Attempts	51 vs. Michigan State, 10/31/20*
Comp. Pct (Min. 10 Att.)	85.0 at Kentucky, 10/28/23
Passing Yards	344 at Indiana, 11/7/20*
Passing Touchdowns	3 (2x), last vs. Clemson, 12/30/22
Long Pass	83 vs. UConn, 11/4/23
Interceptions	2 (3x), last vs. South Carolina, 9/30/23
Rushing Attempts	15 at Alabama, 10/21/23
Rushing Yards	89 vs. UTSA, 9/23/23
Rushing Touchdowns	2 (2x), last vs. Virginia, 9/2/23
Long Rush	81 vs. UTSA, 9/23/23

CAREER STATS

Passing	GP/GS	Cmp	Att	Pct	TD	Int	Yds	Per/G	Long	High Yd
2018*	4/0	3	4	75.0	0	1	58	14.5	43	OSU 45-OSU
2019*	4/0	3	7	42.9	1	1	59	14.8	29	RU 59-RU
2020*	6/5	80	141	56.7	4	4	1077	179.5	52	IU 344-IU
2021	8/2	32	62	51.6	2	0	375	46.9	53	UGA 139-BU
2022	9/2	53	82	64.6	10	0	971	107.9	64(2x)	251-CU
2023	11/11	207	321	64.5	16	5	2430	220.9	83	CON 287-UF
at UM	14/5	86	152	56.6	5	6	1194	85.3	52	IU 344-IU
at UT	28/15	292	465	62.8	28	5	3776	134.9	83	CON 287-UF
Career	42/20	378	617	61.3	33	11	4970	118.3	83	CON 344-IU

Rushing	GP/GS	No	Yds	Avg	Per/G	TD	Long	High Yd
2018*	4/0	7	31	4.4	7.8	1	23-WIS	22-WIS
2019*	4/0	5	16	3.2	4.0	1	9-MT	9-MT
2020*	6/5	38	109	2.9	18.2	1	23-MIN	59-MSU
2021	8/2	28	129	4.6	16.1	2	54-PITT	54-PITT
2022	9/2	18	77	4.3	8.6	0	21-BSU	23-UTM
2023	11/11	73	288	3.9	26.2	5	81-UTSA	89-UTSA
at UM	14/5	50	156	3.1	11.1	3	23(2x)	59-MSU
at UT	28/15	119	494	4.2	17.6	7	81-UTSA	89-UTSA
Career	42/20	169	650	3.8	15.5	10	81-UTSA	89-UTSA

* at Michigan

GAME-BY-GAME

2023 Opp.	Comp	Att	TD	INT	Pct.	Yards	Lg	Run	Yds	TD	Lg
*vs. Virginia	21	30	2	0	70.0	201	41	9	33	2	17
*Austin Peay	21	33	2	0	63.6	228	43	3	7	1	8
*at Florida	20	34	2	1	58.8	287	55	5	6	0	12
*UTSA	18	31	2	0	58.1	209	48	5	89	1	81
*S. Carolina	21	32	1	2	65.6	239	50	2	4	0	10
*Texas A&M	11	22	1	1	50.0	100	17	8	34	0	19
*at Alabama	28	41	2	0	68.3	271	39	15	59	0	18
*at Kentucky	17	20	1	0	85.0	227	47	10	26	0	19
*UConn	11	14	2	0	78.6	254	83	2	7	1	6
*at Missouri	22	34	1	1	64.7	267	46	10	36	0	15
*at Georgia	17	30	0	0	56.7	147	21	4	-13	0	3

2022 Opp.	Comp	Att	TD	INT	Pct.	Yards	Lg	Run	Yds	TD	Lg
Ball State	8	9	1	0	88.9	113	53	1	21	0	21
at Pitt					DNP						
Akron	4	5	2	0	80.0	112	57	0	0	0	0
Florida					DNP						
at LSU					DNP						
Alabama	0	1	0	0	0.0	0	0	0	0	0	0
UT Martin	4	7	1	0	57.1	135	64	3	23	0	9
Kentucky	0	0	0	0	-	0	0	0	0	0	0
at Georgia					DNP						
Missouri	3	3	1	0	100	105	58	1	11	0	11
at S. Carolina	4	8	1	0	50.0	108	64	2	17	0	9
*at Vanderbilt	11	21	1	0	52.4	147	61	0	0	0	0
*vs. Clemson	19	28	3	0	67.9	251	50	11	5	0	10

2021 Opp.	Comp	Att	TD	INT	Pct.	Yards	Lg	Run	Yds	TD	Lg
*Bowling Green	11	23	1	0	47.8	139	40	14	44	2	13
*Pitt	7	12	0	0	58.3	50	10	5	54	0	54
Tenn. Tech					DNP						
at Florida	2	8	0	0	25.0	54	37	1	6	0	6
at Missouri	0	0	0	0	0	0	0	2	39	0	32
S. Carolina					DNP						
Ole Miss	1	2	0	0	50.0	12	12	1	13	0	13
at Alabama					DNP						
at Kentucky					DNP						
Georgia	6	10	1	0	60.0	88	53	2	-15	0	0
S. Alabama	5	7	0	0	71.4	32	11	2	-7	0	2
Vanderbilt	0	0	0	0	-	0	-	1	-5	0	-5
vs. Purdue					DNP						

2020 Opp.	Comp	Att	TD	INT	Pct.	Yards	Lg	Run	Yds	TD	Lg
*at Minnesota	15	22	1	0	68.2	225	35	8	52	1	23
*Michigan St.	32	51	0	0	62.7	300	26	12	59	0	17
*at Indiana	18	34	3	2	52.9	344	52	5	-9	0	10
*Wisconsin	9	19	0	2	47.4	98	36	7	15	0	9
*at Rutgers	5	12	0	0	41.7	89	31	4	-16	0	2
Penn State	1	3	0	0	33.3	21	21	2	8	0	8

2019 Opp.	Comp	Att	TD	INT	Pct.	Yards	Lg	Run	Yds	TD	Lg
Middle Tenn.	0	1	0	0	0.0	0	0	1	9	0	9
Army					DNP						
at Wisconsin	0	2	0	1	0.0	0	0	2	6	0	6
Rutgers	3	4	1	0	75.0	59	29	2	1	1	1
Iowa					DNP						
at Illinois					DNP						
at Penn State					DNP						
Notre Dame	0	0	0	0	0.0	0	0	0	0	0	0
at Maryland					DNP						
Michigan State					DNP						
at Indiana					DNP						
Ohio State					DNP						
vs. Alabama					DNP						

2018 Opp.	Comp	Att	TD	INT	Pct.	Yards	Lg	Run	Yds	TD	Lg
at Notre Dame					DNP						
W. Michigan					DNP						
SMU					DNP						
Nebraska					DNP						
at Northwestern					DNP						
Maryland					DNP						
Wisconsin	0	0	0	0	0.0	0	0	2	22	0	23
at Michigan State					DNP						
Penn State					DNP						
at Rutgers	0	0	0	0	0.0	0	0	3	-6	0	2
Indiana					DNP						
at Ohio State	2	3	0	1	66.7	45	43	1	4	1	4

vs. Florida	1	1	0	0	100.0	13	13	1	11	0	11
-------------	---	---	---	---	-------	----	----	---	----	---	----

* - denotes started



GERALD MINCEY

OL • 6-6 • 337 • R-Jr.
Fort Lauderdale, Fla.

54

CAREER HONORS

- 2024 Reese's Senior Bowl Watch List
- 2022 SEC Fall Academic Honor Roll

CAREER

- Strong offensive lineman transfer with SEC experience in his second year with the program
- Part of the starting rotation at left tackle in 2022 and has grabbed hold of the starting right tackle spot this season
- Played in 11 games at Florida in two seasons before transferring to Tennessee in January 2022
- Has two seasons of eligibility remaining, including the 2023 season
- Played in 31 career games (20 at UT) and made 13 starts, all at UT

2023

- Played in all 11 games with six starts this season (all at right tackle), seeing action on 447 snaps and allowing only two sacks on the year
- Saw action late in the fourth quarter vs. No. 1 Georgia (11/18) at right tackle
- Started at RT and played all 57 snaps at No. 14 Missouri (11/11)
- Started at RT vs. UConn (11/4), played 30 snaps and helped the Vols generate a season-high 650 total yards (375 pass, 275 rush) at a clip of 10.0 yards per play, the highest for UT since 2016
- Started at RT in road win at Kentucky (10/28) and played all 68 offensive snaps, paving the way for 254 rushing yards without allowing a sack or QB hit
- Made third consecutive start at RT at No. 11/8 Alabama (10/21) and played 53 snaps without allowing a sack or hit
- Started at RT vs. Texas A&M (10/14) and played 45 offensive snaps without allowing a sack or hit
- Made his first start of the season vs. South Carolina (9/30) at RT, playing all 74 snaps as the Vols piled up 238 rushing yards in the victory
- Saw action on 38 snaps at left and right tackle vs. UTSA (9/23) without allowing a sack or hit
- Played 36 clean, penalty-free offensive snaps at tackle in home opener vs. Austin Peay (9/9)
- Saw action on 39 offensive snaps (22 at left tackle, 17 at right tackle) in UT's season-opening victory vs. Virginia (9/2), helping the Vols' pile up 499 yards of total offense, including 287 yards rushing

NOTABLE

- Majoring in recreation and sport management
- Twitter: @GeraldMincey | IG: @geraldmincey
- >> Full profile on Record Book Page 102

CAREER STATS

Games Played/Started: 2023: 11/6 2022: 9/7; 2021: 10/0; 2020: 1/0

Career: 31/13; Florida: 11/0; Tennessee: 20/13



GASTON MOORE

QB • 6-2 • 206 • R-Jr.
Hilton Head, S.C.

13

CAREER HONORS

- 2022 Fall SEC Academic Honor Roll

CAREER

- Transfer quarterback from UCF that brings experience and knowledge of the Heupel system
- Played six games over the past three years as a Vol after redshirting his freshman season in Orlando

2023

- Made his second appearance of the season in Homecoming win over UConn (11/4), completing 4-of-7 passes for 36 yards while leading the Vols on a fourth-quarter scoring drive
- Saw action on the final drive of UT's season-opening win vs. Virginia (9/2)

NOTABLE

- Majoring in supply chain management
- One of several avid golfers on the team
- Twitter: @gaston_moore | IG: @gaston_moore3

CAREER HIGHS

Completions	4 vs. UConn, 11/4/23
Attempts	7 vs. UConn, 11/4/23
Passing Yards	36 vs. UConn, 11/4/23
Long Pass	19 vs. UConn, 11/4/23
Interceptions	1 vs. UT Martin, 10/22/22

CAREER STATS

Passing	GP/GS	Com	Att	Pct	TD	Int	Yds	Per/G	Long	High Yd
2020*									DNP - Redshirted	
2021	1/0	2	2	100	0	0	6	6.0	3-USA	6-USA
2022	3/0	4	5	80.0	0	1	30	10.0	17-BSU	17-BSU
2023	2/0	4	7	57.1	0	0	36	18.0	19-CON	36-CON
Career	6/0	10	14	71.4	0	1	72	12.0	19-CON	36-CON

* at UCF

GAME-BY-GAME

2023 Opp.	Comp	Att	TD	INT	Pct.	Yards	Lg	Run	Yds	TD	Lg
vs. Virginia	0	0	0	0	0.0	0	0	0	0	0	0
Austin Peay					DNP						
at Florida					DNP						
UTSA					DNP						
S. Carolina					DNP						
Texas A&M					DNP						
at Alabama					DNP						
at Kentucky					DNP						
UConn	4	7	0	0	57.1	36	19	1	-3	0	-3
at Missouri					DNP						
Georgia					DNP						

2022 Opp.	Comp	Att	TD	INT	Pct.	Yards	Lg	Run	Yds	TD	Lg
Ball State	1	1	0	0	100	17	17	0	0	0	0
UT Martin	2	3	0	1	66.7	9	5	0	0	0	0
at Vanderbilt	1	1	0	0	100	4	4	0	0	0	0

2021 Opp.	Comp	Att	TD	INT	Pct.	Yards	Lg	Run	Yds	TD	Lg
So. Alabama	2	2	0	0	100	6	3	0	0	0	0



ADDISON NICHOLS

OL • 6-5 • 327 • R-Fr.
Atlanta, Ga.

72

CAREER HONORS

- 2022 SEC First-Year Academic Honor Roll

CAREER

- Highly-touted interior offensive lineman in his second year with the Vols
- Is a special teams contributor and competes for playing time at guard
- Redshirted in 2022 and has four years of eligibility remaining, including the 2023 campaign
- Played in 13 career games

2023

- Played in all 11 games this season and has seen action on 49 offensive snaps, allowing one pressure
- Played 22 offensive snaps in Homecoming win over UConn (11/4), all at left guard
- Saw action on field goal and PAT unit for two straight SEC road trips at No. 11/8 Alabama (10/21) and at Kentucky (10/28)
- Blocked on PAT and field goal units in back-to-back SEC wins over South Carolina (9/30) and Texas A&M (10/14)
- Played six offensive snaps at LG in win vs. UTSA (9/23) and did not allow a pressure
- Saw action on PAT/field goal unit in his SEC debut at Florida (9/16)

- Appeared on special teams in home opener vs. Austin Peay (9/9)
- Played 12 offensive snaps at right guard in the season opener vs. Virginia (9/2) and did not allow a pressure

NOTABLE

- Majoring in finance
 - His mother, Missy, is a UT alum, and his grandparents reside in Knoxville
 - An Eagle Scout and second degree black belt in Tae Kwon Do
 - Participated in the All-American Bowl after a standout prep career at Greater Atlanta Christian School
 - Twitter: @ahnichols22 | Instagram: @addison_nichols_
- >> Full profile on Record Book Page 103

CAREER STATS

Games Played/Started: 2022: 11/0; 2022: 2/0
Career: 13/0



**CHAS
NIMROD**
WR • 6-3 • 196 • R-Fr.
Bentonville, Ark.

81

CAREER HONORS

- 2022 SEC First-Year Academic Honor Roll

CAREER

- Speedy receiver entering his second year with the program in 2023
- Started his sophomore campaign as a contributor on multiple special teams units before earning a larger role in the offense at wide receiver
- Redshirted in 2022 and has four years of eligibility remaining, including the 2023 campaign
- Played in 13 career games with three starts and owns 13 catches for 141 yards with one touchdown

2023

- Pulled in a career-best five catches for 44 yards in start vs. No. 1 Georgia (11/18)
- Logged a pair of catches for 17 yards in loss at No. 14 Missouri (11/11)
- Hauled in his first career touchdown in road win at Kentucky (10/28) with a wide-open 39-yard grab down the sideline in the second quarter
- Made second straight start at WR at No. 11/8 Alabama (10/21)
- Earned his first career start in win vs. Texas A&M (10/14) and had a career-best and team-high four catches for 31 yards
- Made his first career catch with a 10-yard grab in the fourth quarter in win vs. South Carolina (9/30)
- Played career-high 31 offensive snaps at wide receiver in win over UTSA (9/23)
- Saw extensive action on multiple special teams units vs. Austin Peay (9/9) and at Florida (9/16)
- Played 22 offensive snaps at wide receiver in the season opener vs. Virginia (9/2) and also saw extensive action on special teams

NOTABLE

- Majoring in hospitality and tourism management
 - A consensus top-10 player in the state of Arkansas by all major recruiting services out of high school
 - Also ran track in high school and helped set a school record in the 4x100-meter relay
 - Twitter: @NimrodChas | Instagram: @chasnimrod
- >> Full profile on Record Book Page 103

CAREER HIGHS

Receptions	5 vs. Georgia, 11/18/23
Receiving Yards	44 vs. Georgia, 11/18/23
Receiving Touchdowns	1 at Kentucky, 10/28/23
Long Reception	39 at Kentucky, 10/28/23

CAREER STATS

Receiving	GP/GS	No	Yds	Avg	Per/G	TD	Long	High Yd
2022	2/0	0	0	0.0	0.0	0	--	--
2023	11/3	13	141	10.8	12.8	1	39-UK	44-UGA
Career	13/3	13	141	10.8	10.8	1	39-UK	44-UGA

GAME-BY-GAME

2023 Opp.	Rec-Yds-TD, Lg	Rush-Yds-TD, Lg
vs. Virginia	0-0-0	0-0-0
Austin Peay	0-0-0	0-0-0
at Florida	0-0-0	0-0-0
UTSA	0-0-0	0-0-0
South Carolina	1-10-0, 10	0-0-0
*Texas A&M	4-31-0, 11	0-0-0
*at Alabama	0-0-0	0-0-0
at Kentucky	1-39-1, 39	0-0-0
UConn	0-0-0	0-0-0
at Missouri	2-17-0, 14	0-0-0
*Georgia	5-44-0, 21	0-0-0

2022 Opp.	Rec-Yds-TD, Lg	Rush-Yds-TD, Lg
Ball State	DNP	
at Pitt	DNP	
Akron	DNP	
Florida	DNP	
at LSU	DNP	
Alabama	DNP	
UT Martin	0-0-0	0-0-0
Kentucky	DNP	
at Georgia	DNP	
Missouri	DNP	
at South Carolina	DNP	
at Vanderbilt	0-0-0	0-0-0
vs. Clemson	DNP	

* - denotes started



**OMARR
NORMAN-LOTT**
DL • 6-3 • 301 • Jr.
North Highlands, Calif.

55

CAREER

- Athletic defensive lineman who transferred to Tennessee from Arizona State in spring of 2023
- Worked at defensive tackle during 2023 spring practice and established himself as a significant contributor in his first season as a Vol
- Including 2023, has two years of remaining eligibility
- Played in 31 career games (10 at UT) with five starts (two at UT)

2023

- Played in 10 games with two starts this season and ranks second on the team with 5.5 sacks
- Had a season-high five tackles vs. No. 1 Georgia (11/18)
- Posted a career-best 2.0 sacks at No. 14 Missouri (11/11) on two third-down plays, forcing a FG attempt and a punt in the first half
- Saw action on 33 snaps in win at Kentucky (10/28) and had a sack for the second straight week to go along with 1.5 TFLs and a quarterback hurry
- Returned to action at No. 11/8 Alabama (10/21) and had a 7-yard sack to go along with his first-career fumble recovery
- Did not play vs. Texas A&M (10/14) due to injury
- Posted four total tackles and a half-sack for a two-yard loss in win vs. South Carolina (9/30)
- Talled his first sack as a Vol for a 3-yard loss in win over UTSA (9/23)
- Made second-straight start (DT) in his SEC debut at Florida (9/16) and posted three solo tackles
- Earned his first start as a Vol (DT) in home opener vs. Austin Peay (9/9) and finished with three tackles
- Made his Tennessee debut in the season opener vs. Virginia (9/2) and logged four total tackles

NOTABLE

- Majoring in communication studies
 - Twitter: @LottOmar | Instagram: @BagWayMarr
- >> Full profile on Record Book Page 104

CAREER HIGHS

Tackles	8 vs. Wisconsin, 12/30/21
Tackles for Loss	2.0 at Missouri, 11/11/23
Sacks	2.0 at Missouri, 11/11/23
Passes Defended	1 (2x), last vs. Oregon State, 11/19/22
QB Hurries	2 at Oklahoma State, 9/10/22
Fumble Recoveries	1 at Alabama, 10/21/23

CAREER STATS

Defense	GP/GS	UT	AT	TT	Sack	TFL	FF	FR	QBH	PD	High Tk
2020*	1/0	0	1	1	0-0	0-0	0	0	0	0	1-USC
2021*	11/1	16	14	30	2-12	4-21	0	0	0	0	8-WIS
2022*	9/2	8	6	14	2-12	3-13	0	0	2	2	4-OSU
2023	10/2	15	11	26	5.5-33	6-33	0	1	1	0	5-UGA
at ASU	21/3	24	21	45	4-24	7-34	0	0	2	2	8-WIS
at UT	10/2	15	11	26	5.5-33	6-33	0	1	1	0	5-UGA
Career	31/5	39	32	71	9.5-57	13-67	0	1	3	2	8-WIS

* at Arizona State

GAME-BY-GAME

2023 Opp.	U-A-T, Other
vs. Virginia	2-2-4
*Austin Peay	1-2-3
*at Florida	3-0-3
UTSA	1-0-1, 1 tfl, 1 s
South Carolina	2-2-4, 0.5 s, 0.5 tfl
Texas A&M	DNP - Injury
at Alabama	1-0-1, 1 tfl, 1 s, 1 fr
at Kentucky	1-1-2, 1.5 tfl, 1 s, 1 qbh
UConn	0-0-0
at Missouri	3-0-3, 2 tfl, 2 s
Georgia	1-4-5

2022 Opp.	U-A-T, Other
*Northern Arizona	0-1-1, 1 pd
*at Oklahoma State	2-2-4, 2 qbh
Eastern Michigan	0-0-0
at Stanford	1-0-1
at Colorado	3-0-3, 1.0 tfl
UCLA	0-1-1
at Washington State	0-2-2, 1.0 tfl, 1.0 s
Oregon State	2-0-2, 1.0 tfl, 1.0 s, 1 pd
at Arizona	0-0-0

2021 Opp.	U-A-T, Other
Southern Utah	2-0-2
at BYU	3-1-4, 1.0 tfl, 1.0 s
Colorado	1-1-2
at UCLA	2-3-5, 0.5 tfl
Stanford	2-1-3, 1.5 tfl, 1.0 s
at Utah	1-1-2
Washington State	0-0-0
Southern Cal	1-0-1
*at Washington	1-1-2
at Oregon State	0-1-1
vs. Wisconsin	3-5-8, 1.0 tfl

2020 Opp.	U-A-T, Other
at Southern Cal	0-1-1

* - denotes started



**JAMES
PEARCE JR.**
DL • 6-5 • 242 • So.
Charlotte, N.C.

27

CAREER HONORS

- 2023 ESPN Midseason All-America Team (HM)
- 2023 Bednarik Award Midseason Watch List
- SEC Defensive Lineman of the Week (vs. Texas A&M, 10/14/23; vs. South Carolina, 9/30/23)

CAREER

- Long, athletic pass rusher with explosive playmaking ability
- Gained valuable experience as a true freshman and has earned a larger role on the defensive front in 2023
- Has been one of the nation's top pass rushers and most disruptive defenders this season
- Has 13.5 tackles for loss with 10 sacks, 14 QB hurries and a forced fumble in his career
- Played in 24 career games with one start

2023

- According to PFF College, is the SEC's highest graded defensive end this season at 84.9
- Ranks second in the SEC in sacks (8.0) and tied for fifth in the SEC in TFLs (11.5)
- Has posted more than one TFL in five games this season, including four SEC contests
- Logged three tackles vs. No. 1 Georgia (11/18)

- Made his first career start (LEO) at No. 14 Missouri (11/11) and finished the game with one sack and 1.5 TFLs
- Posted one tackle, a pass breakup and a pair of QB hurries in road win at Kentucky (10/28)
- Logged his first career forced fumble with a strip sack at No. 11/8 Alabama (10/21) and finished the game with two tackles
- Extremely disruptive in Tennessee's win over Texas A&M (10/14), finishing the game with three tackles, two TFLs, one sack and a career-best five QB hurries
- Earned SEC Defensive Lineman of the Week honors after a dominant performance vs. South Carolina (9/30), registering three tackles, two tackles for loss, two sacks and two QB hurries
- Posted one QB hurry in victory over UTSA (9/23)
- Played 37 defensive snaps at Florida (9/16) and led the Vols with 2.0 tackles for loss
- Logged a 7-yard sack and a quarterback hurry in home opener vs. Austin Peay (9/9)
- Made his presence felt in the season opener vs. Virginia (9/2) with a pair of sacks in the first half, both coming on third down and forcing UVA punts
- Also added a pair of QB hurries and finished with three total tackles in win over the Cavaliers

NOTABLE

- Majoring in sociology
 - Arrived on Rocky Top as a five-star recruit out of Charlotte in June 2022
 - Helped lead his high school to four-straight state championship games, including back-to-back titles in 2019 and 2020
 - Twitter: @JamesPearceJr10 | Instagram: @tenn.jamess
- >> Full profile on Record Book Pages 105-106

CAREER HIGHS

Tackles	3 (5x), last vs. Georgia, 11/18/23
Tackles for Loss	2.0 (4x), last vs. Texas A&M, 10/14/23
Sacks	2.0 (2x), last vs. South Carolina, 9/30/23
QB Hurries	5 vs. Texas A&M, 10/14/23
Forced Fumbles	1 at Alabama, 10/21/23
Passes Defended	1 at Kentucky, 10/28/23

CAREER STATS

Defense	GP/GS	UT	AT	TT	Sack	TFL	FF	FR	QBH	PD	High Tk
2022	13/0	3	2	5	2-16	2-16	0	0	1	0	2-AKR
2023	11/1	13	8	21	8-49	11.5-58	1	0	13	1	3(5x)
Career	24/1	16	10	26	10-65	13.5-74	1	0	14	1	3(5x)

GAME-BY-GAME

2023 Opp.	U-A-T, Other
vs. Virginia	2-1-3, 2 tfl, 2 s, 2 qbh
Austin Peay	1-0-1, 1 tfl, 1 s, 1 qbh
at Florida	3-0-3, 2 tfl
UTSA	0-0-0, 1 qbh
South Carolina	1-2-3, 2 tfl, 2 s, 2 qbh
Texas A&M	3-0-3, 2 tfl, 1 s, 5 qbh
at Alabama	1-1-2, 1 tfl, 1 s, 1 ff
at Kentucky	0-1-1, 2 qbh, 1 pd
UConn	0-0-0
at Missouri	1-1-2, 1.5 tfl, 1 s
Georgia	1-2-3

2022 Opp.

Ball State	0-0-0
at Pitt	1-0-1
Akron	1-1-2, 1 tfl, 1 s
Florida	0-0-0
at LSU	0-0-0
Alabama	0-0-0
UT Martin	0-1-1, 1 qbh
Kentucky	0-0-0
at Georgia	0-0-0
Missouri	1-0-1, 1 tfl, 1 s
at South Carolina	0-0-0
at Vanderbilt	0-0-0
vs. Clemson	0-0-0



KALIB PERRY
LB • 6-3 • 226 • So.
Georgetown, Ky.

CAREER

- Young, bright linebacker who has seen increased playing time in 2023
- Contributed as a reserve and on special teams as a true freshman
- Has 31 career tackles and a blocked punt to his credit
- Played in 23 career games

2023

- Played in all 11 games this season on special teams and as a reserve linebacker
- Posted three total tackles in 14 defensive snaps vs. No. 1 Georgia (11/18)
- Tallied a season-high and career-high tying four tackles in Homecoming win over UConn (11/4)
- Returned to his home state and played nine defensive snaps at Kentucky (10/28), finishing with two tackles
- Played six defensive snaps at No. 11/8 Alabama (10/21) and logged one assisted tackle
- Saw action on 25 defensive snaps and posted a pair of assisted tackles in win over UTSA (9/23)
- Played three defensive snaps and saw action on special teams in SEC opener at Florida (9/16)
- Saw action on 16 defensive snaps and tallied two assisted tackles in home opener vs. Austin Peay (9/9)
- Logged a pair of solo tackles in UT's season-opening victory over Virginia (9/2), seeing action on five defensive snaps and 16 special teams plays

NOTABLE

- Majoring in information sciences
 - Favorite hobbies include building PCs, Lego, bible study, ultimate frisbee and Spikeball
 - His father, LaBree Perry, played in the Canadian Football League
 - Two-time All-Pro, five-time Pro Bowler and 2019 NFL Defensive Player of the Year Stephon Gilmore is his second cousin
 - Models his game after his father
 - Favorite movies are Real Steel, Unbroken and Race
 - Favorite TV show is Adventure Time
 - Favorite musical artist is Kodak Black
 - Favorite place to take a vacation is the Outer Banks in North Carolina
 - Aspires to become a mechanical engineer
 - Twitter: @kalib_perry | Instagram: @kalib_perry04
- >> Full profile on Record Book Page 106

CAREER HIGHS

Tackles	4 (3x), last vs. UConn, 11/4/23
QB Hurries	2 vs. Ball State, 9/1/22
Blocked Kicks	1 (blocked punt) vs. Kentucky, 10/29/22

CAREER STATS

Defense	GP/GS	UT	AT	TT	Sack	TFL	FF	FR	QBH	PD	High Tk
2022	12/0	7	7	14	0-0	0-0	0	0	2	0	4(2x)
2023	11/0	5	12	17	0-0	0-0	0	0	0	0	4-CON
Career	23/0	12	19	31	0-0	0-0	0	0	2	0	4(3x)

GAME-BY-GAME

2023 Opp.	U-A-T, Other
vs. Virginia	2-0-2
Austin Peay	0-2-2
at Florida	0-0-0
UTSA	0-2-2
South Carolina	0-0-0
Texas A&M	0-0-0
at Alabama	0-1-1
at Kentucky	1-1-2
UConn	1-3-4
at Missouri	0-1-1
Georgia	1-2-3

2022 Opp.

Ball State	0-0-0, 2 qbh
at Pitt	0-0-0
Akron	2-0-2
Florida	0-0-0

40

at LSU	0-0-0
Alabama	0-1-1
UT Martin	2-2-4
Kentucky	1-3-4, 1 blk
at Georgia	0-0-0
Missouri	0-0-0
at South Carolina	2-0-2
at Vanderbilt	0-1-1
vs. Clemson	DNP



KEENAN PILI
LB • 6-3 • 240 • R-Sr.
Las Vegas, Nev.



11

Name pronounced KEE-nan PEE-lee

CAREER HONORS

- 2024 Reese's Senior Bowl Watch List
- 2023 Polynesian College Player of the Year Watch List
- 2020 Phil Steele All-Independent Team (2nd Team)

CAREER

- Outstanding graduate transfer linebacker who is poised to make a major impact for the Vols in 2023
- Showed his leadership and instincts during spring practice after enrolling in January 2023 and was elected to the team's 2023 leadership council
- Played at BYU from 2019-22 where he was a defensive leader and a team captain
- Originally signed with the Cougars as a member of the Class of 2016 as one of the top prep players in Utah
- Graduated from BYU in December 2022 and elected to take advantage of his COVID exempt season
- Gathered 194 total tackles – 97 solo – with 11 tackles for loss, three sacks, one forced fumble, two fumble recoveries and four pass breakups
- Played in 37 career games with 26 starts

2023

- Has not played since sustaining an injury in the 2023 season opener vs. Virginia
- Missed Week 2 due to injury but served as one of four team captains vs. Austin Peay (9/9)
- Started at linebacker in his UT debut vs. Virginia (9/2), playing 29 snaps and recording four total tackles

NOTABLE

- Earned his degree in exercise science from BYU in December 2022
 - Served a full-time mission for The Church of Jesus Christ of Latter-day Saints in Orlando, Florida from 2017-19 and returned to the field in the fall of 2019
 - Brother, Trajan, played defensive line at BYU (2013, 2016-19)
 - Father's cousin, Ifo Pili, played defensive line at BYU (1997-98, 2001-03)
 - Twitter: @KeenanPili7 | Instagram: @keenanpili7
- >> Full profile on Record Book Page 107

CAREER HIGHS

Tackles	17 vs. Arizona, 9/4/21
Tackles for Loss	2.0 at Arizona State, 9/18/21
Sacks	1.0 (3x), last at Boise State, 11/5/22
Forced Fumbles	1 at Boise State, 11/5/22
Fumble Recoveries	1 (2x), last vs. Arkansas, 10/15/22
Passes Defended	1 (4x), last vs. Utah Tech, 11/19/22
QB Hurries	1 (2x), last at Utah, 9/11/21

CAREER STATS

Defense	GP/GS	UT	AT	TT	Sack	TFL	FF	FR	QBH	PD	High Tk
2016*											
2019*	11/2	17	8	25	1-8	1.5-9	0	0	0	2	5-MASS
2020*	10/8	35	37	72	0-0	2-6	0	1	1	1	9-5x
2021*	3/3	14	17	31	1-12	3.5-16	0	0	1	0	17-ARIZ
2022*	12/12	29	33	62	1-10	4-15	1	1	0	1	8-LIB
2023	1/1	2	2	4	0-0	0-0	0	0	0	0	4-UVA
at BYU	36/25	95	95	190	3-30	11-46	1	2	2	4	17-ARIZ
at UT	1/1	2	2	4	0-0	0-0	0	0	0	0	4-UVA
Career	36/26	97	97	194	3-30	11-46	1	2	2	4	17-ARIZ

* at BYU

GAME-BY-GAME

2023 Opp.	U-A-T, Other
*vs. Virginia	2-2-4
Austin Peay	DNP - Injury
at Florida	DNP - Injury
UTSA	DNP - Injury
South Carolina	DNP - Injury
Texas A&M	DNP - Injury
at Alabama	DNP - Injury
at Kentucky	DNP - Injury
UConn	DNP - Injury
at Missouri	DNP - Injury
Georgia	DNP - Injury

2022 Opp.	U-A-T, Other
*at USF	0-3-3, 0.5 tfl
*Baylor	3-3-6, 1.5 tfl
*at Oregon	0-1-1
*Wyoming	2-3-5
*Utah State	1-5-6
*vs. Notre Dame	4-3-7
*Arkansas	3-2-5, 1 fr
*at Liberty	5-3-8
*East Carolina	1-3-4
*at Boise State	3-3-6, 1 tfl, 1 s, 1 ff
*Utah Tech	5-2-7, 1 tfl, 1 pd
*at Stanford	2-2-4

2021 Opp.	U-A-T, Other
*vs. Arizona	10-7-17, 1 tfl, 1 s
*Utah	3-4-7, 0.5 tfl, 0.5 s
*Arizona State	1-6-7, 2 tfl

2020 Opp.	U-A-T, Other
*at Navy	2-2-4
*Troy	6-3-9
*Louisiana Tech	5-1-6, 1 tfl
*UTSA	2-3-5
*at Houston	5-3-8, 1 tfl
at Boise State	4-5-9
*North Alabama	0-4-4
at Coastal Carolina	6-3-9
*San Diego State	5-4-9, 0.5 tfl
*vs. UCF	2-7-9

2019 Opp.	U-A-T, Other
*Utah	4-0-4
at Tennessee	0-2-2
*Southern Cal	0-0-0
at Toledo	0-2-2, 0.5 tfl
at USF	1-1-2
Boise State	3-0-3
Liberty	4-0-4, 1 tfl, 1 s
Idaho State	1-0-1
at Massachusetts	3-2-5
at San Diego State	1-1-2
at Hawaii	0-0-0

* - denotes started



JACKSON ROSS
P • 6-3 • 195 • R-Fr.
Melbourne, Australia

98

CAREER HONORS

- Ray Guy Award Ray's 8 List (at Alabama, 10/21/23)
- 2022-23 SEC First-Year Academic Honor Roll

CAREER

- Talented ambidextrous punter out of Australia in his second year with the program and first as the starting punter and holder
- Redshirted as a true freshman after enrolling for the fall semester last season
- Came to Tennessee after participating in the Prokick Australia program
- Attended Haileybury College in Melbourne, Australia and played Australian Rules Football in the AFL for Hawthorn Football Club prior to coming to the states
- Played in 11 career games

2023

- Through 11 games, has punted 45 times for 1,934 yards (43.0 avg) with a long punt of 71 yards, nine punts of 50+ yards and 17 downed inside the 20
- Punted six times for 240 yards (40.0 avg) against No. 1 Georgia (11/18)
- Logged six punts for 262 yards (43.7 avg) at No. 14 Missouri (11/11), including a pair of 54-yarders and three punts downed inside the 20
- Punted twice in the Homecoming win over UConn (11/4) for 83 yards (41.5 avg) and had both of his kicks downed inside the 20
- Set the Tennessee single-game program record for punting average (53.2) at No. 11/8 Alabama (10/21), booting five punts for 266 yards, which included the two longest punts of his career (71 and 58 yards)
- His 71-yard punt against the Crimson Tide was the longest by a Vol since Joe Doyle also had a 71-yarder vs. Georgia on Sept. 29, 2018
- Punted three times for 120 yards (40.0 avg) vs. Texas A&M (10/14), including a pivotal 49-yard boot downed at the A&M 1-yard line in the third quarter
- Boomed three punts for 147 yards (49.0 avg) with two punts of 50-plus yards, one downed inside the 20 and a 54-yard boot vs. South Carolina (9/30)
- Had a career-high six punts for 266 yards (44.3 avg) with a 52-yard boot, three punts downed inside the 20 and two punts of 50-plus yards in win over UTSA (9/23)
- Played his first SEC road game at Florida (9/16) and punted three times for 120 yards (40.0 avg) with two punts downed inside the 20
- In his Neyland Stadium debut vs. Austin Peay (9/9), punted four times for 172 yards (43.0 avg) with a long of 49 yards and two punts downed inside the 20
- Made his American college football debut in the season opener vs. Virginia (9/2), punting five times for 179 yards (35.8 avg) with a long punt of 50 yards

NOTABLE

- Majoring in advertising
- Has the ability to kick with both feet
- Played tennis from the age of 4 to 17
- Avid coffee enthusiast
- Adopted a golden retriever named Maverick
- Loves watching any type of sports
- Twitter: @_JacksonRoss | IG: @_jacksonross

>> Full profile on Record Book Page 109

CAREER HIGHS

Punts	6 (3x), last vs. Georgia, 11/18/23
Punting Yards	266 (2x), last at Alabama, 10/21/23
Punting Average (min. 2)	53.2 at Alabama, 10/21/23
Longest Punt	71 at Alabama, 10/21/23
Punts Inside 20	3 (2x), last at Missouri, 11/11/23
Punts 50+ Yards	2 (4x), last at Missouri, 11/11/23

CAREER STATS

Punting	GP	No	Yds	Avg	TB	FC	I20	50+	Blk	Long
2023	11	45	1934	43.0	3	18	17	9	0	71-ALA
Career	11	45	1934	43.0	3	18	17	9	0	71-ALA

GAME-BY-GAME

2023 Opp.	Punting
vs. Virginia	5-179-35.8, Lg 50, 1 50+
Austin Peay	4-172-43.0, Lg 49, 2 I20
at Florida	3-120-40.0, Lg 41, 2 I20
UTSA	6-266-44.3, Lg 52, 3 I20, 2 50+
South Carolina	3-147-49.0, Lg 54, 1 I20, 2 50+
Texas A&M	3-120-40.0, Lg 49, 2 I20
at Alabama	5-266-53.2, Lg 71, 2 I20, 2 50+
at Kentucky	2-79-39.5, Lg 43
UConn	2-83-41.5, Lg 42, 2 I20
at Missouri	6-262-43.7, Lg 54, 3 I20, 2 50+
Georgia	6-240-40.0, Lg 47



DE'SHAWN RUCKER
DB • 6-0 • 190 • Jr.
Tallahassee, Fla.

28

CAREER

- Speedy defensive back who was a three-sport star at Godby High School in Tallahassee, Florida
- Has been a solid reserve in the defensive secondary and made his first career start in 2022
- Including this year, has two seasons of eligibility
- Has played in 24 career games with two starts

2023

- Played on multiple special teams units in win over Texas A&M (10/14)
- Missed three weeks due to injury and returned to action vs. South Carolina (9/30), making one solo tackle in the win
- Saw action on special teams in the season opener vs. Virginia (9/2) on kick coverage, punt coverage and punt return

NOTABLE

- Majoring in communication studies
- A speedster on the track who clocked a 10.76 100m as junior and qualified for the state long jump as a sophomore in high school
- Was also a standout on Godby's basketball team
- Twitter: @d_rucker22 | IG: @d.rucker22

>> Full profile on Record Book Page 109

CAREER HIGHS

Tackles	3 vs. UT Martin, 10/22/22
Passes Defended	1 vs. Alabama, 10/15/22
Punt Returns	1 at Alabama, 10/23/21
Punt Return Yards	12 at Alabama, 10/23/21
Long Punt Return	12 at Alabama, 10/23/21
Blocked Kicks	1 (Punt) at Alabama, 10/23/21

CAREER STATS

Defense	GP/GS	UT	AT	TT	Sack	TFL	FF	FR	PD	Int	High Tk
2021	12/0	5	0	5	0-0	0-0	0	0	0	0	1(5x)
2022	8/2	8	0	8	0-0	0-0	0	0	1	0	2(2x)
2023	4/0	1	0	1	0-0	0-0	0	0	0	0	1-SC
Career	24/2	14	0	14	0-0	0-0	0	0	1	0	2(2x)

GAME-BY-GAME

2023 Opp.	U-A-T, Other
vs. Virginia	0-0-0
Austin Peay	DNP - Injury
at Florida	DNP - Injury
UTSA	DNP - Injury
South Carolina	1-0-1
Texas A&M	0-0-0
at Alabama	0-0-0
at Kentucky	DNP - Injury
UConn	DNP - Injury
at Missouri	DNP - Injury
Georgia	DNP - Injury

2022 Opp.	U-A-T, Other
Ball State	DNP
at Pitt	DNP
Akron	2-0-2
Florida	1-0-1
at LSU	0-0-0
*Alabama	2-0-2, 1 pd
*UT Martin	3-0-3
Kentucky	0-0-0
at Georgia	DNP
Missouri	0-0-0
at South Carolina	DNP
at Vanderbilt	DNP
vs. Clemson	0-0-0

2021 Opp.	U-A-T, Other
Bowling Green	0-0-0
Pitt	1-0-1
Tennessee Tech	1-0-1
at Florida	0-0-0
at Missouri	1-0-1
South Carolina	0-0-0

Ole Miss	1-0-1
at Alabama	0-0-0, 1 blk punt
at Kentucky	DNP
Georgia	0-0-0
South Alabama	0-0-0
Vanderbilt	0-0-0
vs. Purdue	1-0-1

* - denotes started



MATTHEW SALANSKY

LS • 5-11 • 245 • R-Sr.
Morristown, Tenn.

Last name pronounced SUH-lan-skee

CAREER HONORS

- 2023 Burlsworth Trophy Nominee
- 2022 Burlsworth Trophy Nominee
- 2022 Fall SEC Academic Honor Roll
- 2021 Fall SEC Academic Honor Roll

CAREER

- Tennessee's starting long snapper who continues to be a model of consistency on the field, in the locker room and academically
- In his fourth straight season as the starting long snapper
- A walk-on who comes from a family history of Vols
- Has successfully executed 452 snaps in his career with 65 on field goal, 207 on PAT and 180 on punt
- Also has six career tackles to his credit
- Including the 2023 season, has two years of eligibility remaining
- Has played in every game since his redshirt freshman season in 2020, making 47 career appearances

2023

- Snapped the ball nine times (6 punt, 2 FG, 1 PAT) vs. No. 1 Georgia (11/18)
- Logged eight snaps (6 punt, 1 FG, 1 PAT) at No. 14 Missouri (11/11) and helped the Vols' punt coverage unit down three punts inside the 20-yard line
- Snapped the ball eight times (7 PAT, 1 punt) in win over UConn (11/4) and logged his sixth career tackle on punt coverage
- Served as a team captain at Kentucky (10/28) and snapped the ball nine times (4 FG, 3 PAT, 2 punt) in the road victory
- Totaled nine snaps (5 punt, 2 FG, 2 PAT) and logged his fifth career tackle on punt coverage at No. 11/8 Alabama (10/21)
- Snapped the ball eight times (3 punt, 3 FG, 2 PAT) in second straight SEC win vs. Texas A&M (10/14)
- Logged his 400th career snap vs. South Carolina (9/30) and finished the game with 10 snaps overall (5 PAT, 3 punt, 2 FG)
- Played in his 40th career game and snapped the ball 12 times (5 punt, 5 PAT, 2 FG) against UTSA (9/23)
- Snapped the ball five times (3 punt, 1 PAT, 1 FG) in SEC opener at Florida (9/16)
- Served as a team captain in home opener vs. Austin Peay (9/9) and snapped the ball 10 times (four punts, three FGs, three PATs) in the victory
- Snapped the ball 12 times (five punt, seven PATs) in the season-opening win vs. Virginia (9/2)

NOTABLE

- Majoring in kinesiology
- Is a member of the team's leadership council
- Uncle, Casey Woods, lettered at wide receiver and was a specialist holder for the Vols from 2005-07
- Grew up 45 min. away wanting to play for the Vols
- Both his brother and mother graduated from UT
- Twitter: @mattesalansky | IG: @matte_sal_28

>> Full profile on Record Book Page 110

CAREER STATS

Games Played: 2023: 11; 2022: 13; 2021: 13; 2020: 10; 2019: 0

Career: 47



DYLAN SAMPSON

RB • 5-11 • 190 • So.
Baton Rouge, La.

CAREER HONORS

- 2022-23 SEC First-Year Academic Honor Roll
- SEC Freshman of the Week (vs. Vanderbilt, 11/26/22)

CAREER

- Explosive, speedy young running back with great playmaking ability who has a bright future
- One of the fastest players on the team, clocked at 23.0 mph on Catapult system
- Rushed for 397 yards on 58 carries as a freshman in 2022, averaging a team-high 6.84 yards per carry
- Ranked second among SEC freshmen in rushing scores with six touchdowns in 2022
- For his career, rushed for 831 yards on 134 carries with 13 touchdowns
- Hauled in 20 career catches for 199 yards and one receiving TD
- Played in 20 career games

2023

- Averaging 5.71 yards per carry in 2023, which ranks ninth in the SEC
- Has already surpassed his 2022 tally with eight total TDs (seven rushing, one receiving) this season, which ranks tied for tenth in the SEC
- Averaged 6.6 yards per touch at No. 14 Missouri (11/11), finishing the game with three carries for 20 yards and two catches for 13 yards
- Tallied 51 all-purpose yards (28 rush, 23 rec.) in win over UConn (11/4)
- Accounted for 115 all-purpose yards (76 rushing, 39 receiving) at Kentucky (10/28), including 91 in the fourth quarter to help lift the Vols to a pivotal SEC road win
- Converted five first down plays in the game's final nine minutes against the Wildcats, including a 12-yard touchdown run that gave the Vols a 33-24 advantage
- Totaled four carries for 28 yards and had a pair of receptions for nine yards at No. 11/8 Alabama (10/21)
- Ran the ball nine times for 25 yards and added a 9-yard catch vs. Texas A&M (10/14)
- Totaled 91 all-purpose yards (49 rush, 42 rec.) in win over South Carolina (9/30), including a 6-yard TD run late in the fourth quarter. His 42 receiving yards were a career high
- Rushed for a career-high 139 yards on 11 carries with two touchdowns in win over UTSA (9/23), and added a 20-yard catch to finish with a game-high 159 all-purpose yards
- His 12.64 yards per carry against the Roadrunners was the best by a UT player in a game since QB Joshua Dobbs averaged 19.0 vs. Missouri on Nov. 19, 2016 and the best by a UT running back in a game since Alvin Kamara averaged 12.8 vs. Kentucky on Nov. 12, 2016
- Had three carries for eight yards and one 9-yard catch vs. Austin Peay (9/9)
- Burst on the scene with a career-best four total touchdowns (three rushing, one receiving) in season-opening win over Virginia (9/2)
- Finished the opener with 13 carries for 52 yards and one catch for nine yards, which went down as UT's first touchdown of the 2023 campaign
- His four total touchdowns vs. UVA were the most by a Tennessee running back since John Kelly Jr. had four rushing TDs in the 2017 season opener vs. Georgia Tech

NOTABLE

- Majoring in information sciences
- His biggest influence on his playing career is Reggie Bush—grew up a New Orleans Saints fan and appreciated his elusiveness
- Shattered NFL and Dutchtown High School alum Eddie Lacy's program record for all-time rushing yards, racking up 4,927 yards on 521 carries

6

- Said the passing of his grandfather from cancer during the Louisiana floods of 2016 motivated him to stay focused
- Is an avid outdoorsman
- Favorite movie is Juice (1992)
- Favorite musical artist is Rod Wave
- Favorite food is blackened chicken with Cajun fries
- Twitter: @dylans21527 | IG: lahsamp_1

>> Full profile on Record Book Page 112

CAREER HIGHS

Rushes	17 at Kentucky, 10/28/23
Rushing Yards	139 vs. UTSA, 9/23/23
Rushing Touchdowns	3 vs. Virginia, 9/2/23
Long Rush	80 at Vanderbilt, 11/26/22
Receptions	4 at Kentucky, 10/28/23
Receiving Yards	42 vs. South Carolina, 9/30/23
Receiving Touchdowns	1 vs. Virginia, 9/2/23
Long Reception	37 vs. South Carolina, 9/30/23
Kick Returns	1 vs. Clemson, 12/30/22
Kick Return Yards	24 vs. Clemson, 12/30/22
Long Kick Return	24 vs. Clemson, 12/30/22

CAREER STATS


Rushing	GP/GS	No	Yds	Avg	Per/G	TD	Long	High Yd
2022	10/0	58	397	6.8	39.7	6	80-VU	131-VU
2023	10/0	76	434	5.7	43.4	7	44-UTSA	139-UTSA
Career	20/0	134	831	6.2	41.5	13	80-VU	139-UTSA

Receiving	GP/GS	No	Yds	Avg	Per/G	TD	Long	High Yd
2022	10/0	3	24	8.0	2.4	0	19-BSU	19-BSU
2023	10/0	17	175	10.3	17.5	1	37-SC	42-SC
Career	20/0	20	199	9.9	9.9	1	37-SC	42-SC

GAME-BY-GAME

2023 Opp.	Rush-Yds-TD, Lg	Rec-Yds-TD, Lg
vs. Virginia	13-52-3, 11	1-9-1, 9
Austin Peay	3-8-0, 3	1-9-0, 9
at Florida	DNP	
UTSA	11-139-2, 44	1-20-0, 20
South Carolina	9-49-1, 12	2-42-0, 37
Texas A&M	9-25-0, 12	1-9-0, 9
at Alabama	4-28-0, 12	2-9-0, 8
at Kentucky	17-76-1, 24	4-39-0, 17
UConn	5-28-0, 17	2-23-0, 13
at Missouri	3-20-0, 14	2-13-0, 9
Georgia	2-9-0, 8	1-2-0, 2

2022 Opp.	Rush-Yds-TD, Lg	Rec-Yds-TD, Lg
Ball State	10-32-1, 10	1-19-0, 19
at Pitt	DNP	
Akron	8-57-2, 27	0-0-0
Florida	DNP	
at LSU	2-14-0, 9	0-0-0
Alabama	DNP	
UT Martin	13-62-1, 45	0-0-0
Kentucky	1-1-0, 1	0-0-0
at Georgia	0-0-0	0-0-0
Missouri	8-98-1, 42	1-7-0, 7
at South Carolina	4-2-0, 4	1-(-2)-0, 0
at Vanderbilt	12-131-1, 80	0-0-0
vs. Clemson	0-0-0	0-0-0



CAMERON SELDON

RB • 6-2 • 222 • Fr.
Browns Store, Va.

23

CAREER

- High-level athlete with excellent speed and build that can play all over the field
- Has the potential to make an immediate impact at running back and as a kick returner
- Arrived on Rocky Top in Jan. 2023 and went through spring practice
- Three-time captain for Northumberland High School who helped lead his team to a 14-5 record in his final two years
- Rated a consensus four-star prospect by all major recruiting services
- Rated as the No. 3 athlete in the class and the No. 76 overall player in the country according to 247Sports

- Played in 11 career games

2023

- Played in all 11 games this season and has 12 carries for 51 yards
- Carried the ball three times for 11 yards late in the fourth quarter vs. No. 1 Georgia (11/18)
- Saw extended time at running back in Homecoming win vs. UConn (11/4), posting six carries for 35 yards
- Saw action on special teams and took his first career kick return 21 yards in win over South Carolina (9/30)
- Played three snaps at running back, rushed for one yard in win vs. UTSA (9/23)
- Made his SEC debut at Florida (9/16), playing on special teams
- Saw action on kickoff team in Neyland Stadium debut vs. Austin Peay (9/9), did not record any stats
- Made his collegiate debut in the season opener vs. Virginia (9/2), seeing action on special teams and getting two carries for four yards

NOTABLE

- Majoring in management
- Goes by "Cam"
- Was a track star in high school, winning state championships in the 100-meter dash, 200-meter dash (twice) and 4x100 meter relay
- Holds the Northumberland school record in both the 100- and 200-meter dash, clocking times of 10.74 (100m) and 21.7 (200m)
- Also played basketball in high school
- Twitter: @CameronSeldonT | IG: _idominate.u
- >> Full profile on Record Book Page 113

CAREER HIGHS

Rushes	6 vs. UConn, 11/4/23
Rushing Yards	35 vs. UConn, 11/4/23
Long Rush	11 vs. UConn, 11/4/23
Kick Returns	1 (3x), last vs. UConn, 11/4/23
Kick Return Yards	21 vs. South Carolina, 9/30/23
Long Kick Return	21 vs. South Carolina, 9/30/23

CAREER STATS

Rushing	GP/GS	No	Yds	Avg	Per/G	TD	Long	High Yd
2023	11/0	12	51	4.3	4.6	0	11-CONN	35-CONN
Career	11/0	12	51	4.3	4.6	0	11-CONN	35-CONN

GAME-BY-GAME

2023 Opp.	Rush-Yds-TD, Lg	KR-Yds-TD, Lg
vs. Virginia	2-4-0, 2	0-0-0
Austin Peay	0-0-0	0-0-0
at Florida	0-0-0	0-0-0
UTSA	1-1-0, 1	0-0-0
South Carolina	0-0-0	1-21-0, 21
Texas A&M	0-0-0	0-0-0
at Alabama	0-0-0	0-0-0
at Kentucky	0-0-0	0-0-0
UConn	6-35-0, 11	1-15-0, 15
at Missouri	0-0-0	0-0-0
Georgia	3-11-0, 10	0-0-0



ELIJAH SIMMONS

DL • 6-2 • 340 • R-Sr.
Memphis, Tenn.

CAREER

- Strong, imposing interior defensive lineman with incredible athleticism for his size who has had a strong offseason
- Originally from Memphis but moved to Nashville where he enjoyed a stellar high school career
- Totaled 43 career tackles, 4.5 tackles for loss and three pass breakups
- Including this year, two seasons of eligibility remaining
- Has seen action in 40 games and made six starts during his career

2023

- Played 36 defensive snaps in his 40th career game in loss to No. 1 Georgia (11/18), posting one tackle

- Had three total tackles and added one TFL in loss at No. 14 Missouri (11/11)
- Made a season-high four tackles in Homecoming win over UConn (11/4) with one TFL and one pass breakup
- Logged one assisted tackle in road victory at Kentucky (10/28)
- Had two assisted tackles at No. 11/8 Alabama (10/21)
- Played 18 defensive snaps and posted a pair of solo tackles in win over Texas A&M (10/14)
- Made season debut vs. South Carolina (9/30) and saw action on 13 defensive snaps, recording one assisted tackle
- Missed the first four games of 2023 due to a lower body injury sustained in fall camp

NOTABLE

- Majoring in communication studies
- Born in Memphis but moved to Nashville as an eight-year-old
- Video of him dunking a basketball and then making a full court basket went viral in the spring of 2019
- Appeared on stage at the 2019 NFL Draft in Nashville as one of the city's top high school players
- Grew up singing in choir and was a member of high school a cappella group called the Fab Five
- Won state titles in the shot put (49-10.5) and discus (146-8) at TSSAA Small Class Track & Field Championships as a junior
- Repeated as state champion in the shot put (53-0) as a senior and finished second in the discus (144-11)
- Models his game and watches NFL standouts Aaron Donald and Geno Atkins
- Twitter: @901_hollywood_e | IG: 901_hollywood_e
- >> Full profile on Record Book Page 114

CAREER HIGHS

Tackles	5 at Kentucky, 11/6/21
Tackles For Loss	1.0 (4x), last at Missouri, 11/11/23
QB Hurries	1 at Florida, 9/25/21
Passes Defended	1 (3x), last vs. UConn, 11/4/23

CAREER STATS

Defense	GP/GS	UT	AT	TT	Sack	TFL	FF	FR	PD	QBH	High Tk
2019	3/0	0	0	0	0-0	0-0	0	0	0	0	--
2020	10/2	2	8	10	0-0	0-0	0	0	1	0	4-UGA
2021	7/4	4	7	11	0-0	1.5-2	0	0	1	1	5-UK
2022	13/0	5	3	8	0-0	1-1	0	0	0	0	2(2x)
2023	7/0	6	8	14	0-0	2-3	0	0	1	0	4-CONN
Career	40/6	17	26	43	0-0	4.5-6	0	0	3	1	5-UK

GAME-BY-GAME

2023 Opp.	U-A-T, Other
vs. Virginia	DNP - Injury
Austin Peay	DNP - Injury
at Florida	DNP - Injury
UTSA	DNP - Injury
South Carolina	0-1-1
Texas A&M	2-0-2
at Alabama	0-2-2
at Kentucky	0-1-1
UConn	3-1-4, 1 tfl, 1 pd
at Missouri	1-2-3, 1 tfl
Georgia	0-1-1

2022 Opp.

Ball State	2-0-2, 1 tfl
at Pitt	0-1-1
Akron	0-0-0
Florida	2-0-2
at LSU	0-0-0
Alabama	0-0-0
UT Martin	0-0-0
Kentucky	0-1-1
at Georgia	0-0-0
Missouri	0-1-1
at South Carolina	0-0-0
at Vanderbilt	1-0-1
vs. Clemson	0-0-0

2021 Opp.

2021 Opp.	U-A-T, Other
*Bowling Green	0-0-0, 1 pd
*Pitt	1-2-3
*Tennessee Tech	0-0-0
*at Florida	0-2-2, 0.5 tfl, 1 apb

at Missouri	1-0-1, 1 tfl
South Carolina	DNP
Ole Miss	DNP
at Alabama	DNP
at Kentucky	2-3-5
Georgia	0-0-0
South Alabama	DNP
Vanderbilt	DNP
vs. Purdue	DNP

2020 Opp.

*at S. Carolina	1-0-1
*Missouri	0-1-1
at Georgia	0-4-4
Kentucky	0-1-1
Alabama	0-0-0, 1 pd
at Arkansas	1-1-2
at Auburn	0-1-1
Florida	0-0-0
at Vanderbilt	0-0-0
Texas A&M	0-0-0

2019 Opp.

Georgia State	DNP
BYU	DNP
Chattanooga	0-0-0
at Florida	DNP
Georgia	DNP
Mississippi State	DNP
at Alabama	DNP
South Carolina	DNP
UAB	DNP
at Kentucky	0-0-0
at Missouri	0-0-0
Vanderbilt	DNP
vs. Indiana	DNP

* - denotes started



DONEIKO SLAUGHTER

DB • 6-0 • 190 • Sr.
Roswell, Ga.

CAREER HONORS

- 2021-22 VOLEaders Academy
- 2021 Fall SEC Academic Honor Roll
- 2020-21 First-Year SEC Academic Honor Roll

CAREER

- Physical and versatile defensive back who can play cornerback, nickel or safety
- Came on strong during the 2022 season where he settled into cornerback role beginning with the Kentucky contest
- Tallied 87 tackles, 5.5 tackles for loss, three sacks, one interception, seven passes defended and one fumble recovery during his career
- Including this year, has two seasons of eligibility left
- An honor student in economics who is a two-time member of the SEC Academic Honor Roll
- Played in 42 career games and made 14 starts

2023

- Led all players with a career-best 11 tackles against No. 1 Georgia (11/18)
- Started at corner and posted seven tackles (six solo) at No. 14 Missouri (11/11)
- Racked up five tackles, including a 9-yard sack in win over UConn (11/4)
- Returned to starting lineup (CB) at Kentucky (10/28) and finished the game with three solo tackles
- Posted four tackles at No. 11/8 Alabama (10/21)
- Saw action on 14 defensive snaps vs. South Carolina (9/30), did not record any stats
- Missed Florida and UTSA games due to injury
- Played 41 snaps at corner and had a pair of tackles in win over Austin Peay (9/9)
- Started at corner vs. Virginia (9/2) and played 29 defensive snaps

NOTABLE

- Majoring in management

- Nickname is "Neiko"
 - Has six brothers
 - Favorite movie is "The Avengers"
 - Favorite musical artist is Lil Baby
 - Favorite food is shrimp pasta
 - Place would most like to visit is Hawaii
 - Twitter: @Neikoslaughter | IG: neiko_slaughter
- >> Full profile on Record Book Page 115

CAREER HIGHS

Tackles	11 vs. Georgia, 11/18/23
Tackles For Loss	1.0 (5x), last vs. UConn, 11/4/23
Sacks	1.0 (3x), last vs. UConn, 11/4/23
Interceptions	1 vs. Kentucky, 10/29/22
Passes Defended	3 vs. Clemson, 12/30/22
Fumble Recoveries	1 vs. Missouri, 11/12/22
Quarterback Hurries	1 at Missouri, 10/2/21
Kickoff Returns	1 vs. UT Martin, 10/22/22
Kickoff Return Yards	16 vs. UT Martin, 10/22/22
Long Kickoff Return	16 vs. UT Martin, 10/22/22

CAREER STATS

Defense	GP/GS	UT	AT	TT	Sack	TFL	FF	FR	PD	Int	High Tk
2020	10/1	4	4	8	1-8	1-8	0	0	0	0	3(2x)
2021	11/0	12	4	16	1-8	3-20	0	0	0	0	3(3x)
2022	12/7	24	7	31	0-0	0.5-1	0	1	7	1	8-ALA
2023	9/6	26	6	32	1-9	1-9	0	0	0	0	11-UGA
Career	42/14	66	21	87	3-25	5.5-38	0	1	7	1	11-UGA

GAME-BY-GAME

2023 Opp.	U-A-T, Other
*vs. Virginia	0-0-0
*Austin Peay	2-0-2
at Florida	DNP - Injury
UTSA	DNP - Injury
South Carolina	0-0-0
Texas A&M	0-0-0
at Alabama	4-0-4
*at Kentucky	3-0-3
*UConn	3-2-5, 1 tfl, 1 s
*at Missouri	6-1-7
*Georgia	8-3-11

2022 Opp.	U-A-T, Other
Ball State	1-0-1, 1 pd
at Pitt	0-0-0
Akron	1-0-1
Florida	0-0-0
at LSU	0-2-2, 0.5 tfl
*Alabama	5-3-8
*UT Martin	1-0-1, 1 pd, 1 KOR (16yds)
*Kentucky	1-0-1, 1 int, 1 pd
*at Georgia	5-1-6, 1 pd
*Missouri	1-1-2, 1 fr
*at South Carolina	4-0-4
at Vanderbilt	DNP
*vs. Clemson	5-0-5, 3 pd

2021 Opp.	U-A-T, Other
Bowling Green	0-0-0
Pitt	1-2-3
Tennessee Tech	2-0-2, 1 s, 1 tfl
at Florida	0-0-0
at Missouri	2-1-3, 1 tfl, 1 qbh
South Carolina	DNP
Ole Miss	DNP
at Alabama	3-0-3, 1 tfl
at Kentucky	2-0-2
Georgia	1-0-1
South Alabama	0-1-1
Vanderbilt	0-0-0
vs. Purdue	1-0-1

2020 Opp.	U-A-T, Other
*at South Carolina	2-1-3, 1 tfl, 1 s
Missouri	0-0-0
at Georgia	0-0-0
Kentucky	1-2-3
Alabama	1-1-2
at Arkansas	0-0-0
at Auburn	0-0-0
Florida	0-0-0
at Vanderbilt	0-0-0
Texas A&M	0-0-0

* - denotes started



JABARI SMALL
RB • 5-11 • 213 • Sr.
Memphis, Tenn.

2

CAREER HONORS

- 2024 Reese's Senior Bowl Watch List
- 2023 Doak Walker Award Preseason Candidate
- 2022 Doak Walker Award Preseason Watch List
- 2021-22 VOLEaders Academy
- 2021 Fall SEC Academic Honor Roll
- 2020-21 First-Year SEC Academic Honor Roll

CAREER

- Versatile, shifty running back who returned for his senior season after starting 24 games in 2021-22
- Outstanding vision, work ethic and leadership
- Comes from a family pedigree of SEC players, including his father and All-SEC uncles
- Arrived at UT after a heralded prep career in Memphis and is coached by Memphis native Jerry Mack
- An honor student in the classroom who is a two-time member of the SEC Academic Honor Roll
- Selected to the 2021-22 VOLEaders Academy and traveled to Rwanda in the summer of 2022
- Racked up 2,092 career rushing yards on 415 attempts with 24 touchdowns
- Also caught 32 passes for 247 yards, giving him 2,339 career all-purpose yards
- Was second in the SEC with 13 rushing TDs in 2022
- Produced four career 100-yard rushing contests
- Played in 44 games and made 24 starts in career

2023

- Ran six times for 25 yards and hauled in a 4-yard catch vs. No. 1 Georgia (11/18)
- Logged eight carries for 24 yards at No. 11/8 Alabama (10/21)
- Made his 40th appearance for the Vols and eclipsed 2,000 career rushing yards vs. Texas A&M (10/14), finishing the game with 12 carries for 42 yards
- Logged 11 carries for 59 yards in win over South Carolina (9/30), including a go-ahead two-yard TD late in the first quarter
- Carried the ball nine times for 61 yards in win over UTSA (9/23), including a 1-yard touchdown and a season-long 40-yard run
- Toted seven carries for 35 yards at Florida (9/16)
- Rushed for 95 yards on 13 carries (7.3 avg), including a long run of 38 yards in win over Austin Peay (9/9)
- Had 80 all-purpose yards (67 rushing, 13 receiving) in the season-opening win vs. Virginia (9/2)

NOTABLE

- Majoring in sport management
 - Father, Eddie, played WR at Ole Miss from 1990-93
 - Uncle, Tony Small, was an All-SEC wide receiver who played at Georgia from 1996-98
 - His other uncle, O.J. Small, was an All-SEC wide receiver who played at Florida from 2000-04 and then played in the NFL
 - Close friends with VFL and Memphis Grizzlies guard Kennedy Chandler. The two grew up together and played on the same youth basketball teams
 - Favorite movie is "Friday Night Lights"
 - Favorite musical artists are Future and Young Thug
 - Goal after football is to either become a physical therapist or get into real estate with his uncle
 - Roommates with fellow Memphis native Omari Thomas
 - Favorite musical artists are Future and Young Thug
 - Favorite food is hot wings
 - Twitter: @JMS4_ | IG: jsmall47
- >> Full profile on Record Book Page 117

CAREER HIGHS

Rushes	26 vs. Purdue, 12/30/21
Rushing Yards	180 vs. Purdue, 12/30/21
Rushing Touchdowns	2 (5x), last at Vanderbilt, 11/26/22
Long Rush	60 vs. Purdue, 12/30/21
Receptions	4 at Alabama, 10/23/21
Receiving Yards	39 at Alabama, 10/23/21
Receiving Touchdowns	1 (2x), last vs. Kentucky, 10/29/22
Long Reception	22 at Florida, 9/25/21

CAREER STATS

Rushing	GP/GS	No	Yds	Avg	Per/G	TD	Long	High Yd
2020	10/0	26	117	4.5	11.7	0	17-VU	48-VU
2021	11/11	141	796	5.6	72.4	9	60-PUR	180-PUR
2022	13/13	157	734	4.7	56.5	13	52-VU	127-LSU
2023	10/0	91	445	4.9	44.5	2	40-UTSA	95-APSU
Career	44/24	415	2092	5.0	47.5	24	60-PUR	180-PUR

Receiving	GP/GS	No	Yds	Avg	Per/G	TD	Long	High Yd
2020	10/0	4	24	6.0	2.4	0	9(2x)	14-ARK
2021	11/11	9	77	8.6	7.0	0	22-UF	39-ALA
2022	13/13	12	106	8.8	8.8	2	16-UF	32-UF
2023	10/0	7	40	5.7	4.0	0	14-APSU	14-APSU
Career	44/24	32	247	7.7	5.6	2	22-UF	39-ALA

GAME-BY-GAME

2023 Opp.	Rush-Yds-TD, Lg	Rec-Yds-TD, Lg
vs. Virginia	13-67-0, 13	3-13-0, 6
Austin Peay	13-95-0, 38	1-14-0, 14
at Florida	7-35-0, 12	1-1-0, 1
UTSA	9-61-1, 40	0-0-0
South Carolina	11-59-1, 21	0-0-0
Texas A&M	12-42-0, 11	0-0-0
at Alabama	8-24-0, 6	0-0-0
at Kentucky	9-32-0, 7	1-8-0, 8
UConn	DNP	
at Missouri	3-5-0, 2	0-0-0
Georgia	6-25-0, 11	1-4-0, 4

2022 Opp.	Rush-Yds-TD, Lg	Rec-Yds-TD, Lg
*Ball State	13-63-1, 14	1-12-0, 12
*at Pitt	10-17-2, 5	1-0-0, 0
*Akron	2-14-0, 11	0-0-0
*Florida	19-90-1, 39	3-32-1, 16
*at LSU	22-127-2, 49	1-3-0, 3
*Alabama	12-53-1, 9	2-20-0, 11
*UT Martin	11-33-1, 11	1-9-0, 9
*Kentucky	21-78-0, 10	2-17-1, 13
*at Georgia	3-8-0, 3	0-0-0
*Missouri	9-54-1, 26	1-13-0, 13
*at South Carolina	11-80-1, 31	0-0-0
*at Vanderbilt	11-79-2, 52	0-0-0
*vs. Clemson	13-38-1, 9	0-0-0

2021 Opp.	Rush-Yds-TD, Lg	Rec-Yds-TD, Lg
*Bowling Green	22-117-1, 17	1-5-0, 5
*Pitt	8-10-1, 4	1-6-0, 6
Tennessee Tech	DNP	
*at Florida	11-59-0, 16	1-22-0, 22
*at Missouri	4-42-0, 21	0-0-0
South Carolina	DNP	
*Ole Miss	21-92-1, 26	1-3-0, 3
*at Alabama	7-8-0, 6	4-39-0, 16
*at Kentucky	4-55-1, 37	0-0-0
*Georgia	12-49-0, 10	0-0-0
*South Alabama	11-73-2, 28	0-0-0
*Vanderbilt	15-103-2, 15	0-0-0
*vs. Purdue	26-180-1, 60	1-2-0, 2

2020 Opp.	Rush-Yds-TD, Lg	Rec-Yds-TD, Lg
at South Carolina	0-0-0	0-0-0
Missouri	4-27-0, 15	0-0-0
at Georgia	0-0-0	0-0-0
Kentucky	2-12-0, 10	0-0-0
Alabama	5-8-0, 5	1-1-0, 1
at Arkansas	8-18-0, 7	2-14-0, 9
at Auburn	0-0-0	0-0-0
Florida	0-0-0	0-0-0
Vanderbilt	6-48-0, 17	1-9-0, 9
Texas A&M	1-4-0, 4	0-0-0

* - denotes started



JAVONTEZ SPRAGGINS
OL • 6-3 • 325 • Sr.
East St. Louis, Ill.

76

Name is pronounced juh-VAWN-tez SPRA-gens

CAREER HONORS

- 2023 Preseason All-SEC Second Team (Lindy's)
- 2023 Preseason All-SEC Third Team (Coaches, Media)
- 2022 Fall SEC Academic Honor Roll

- SEC Offensive Lineman of the Week (vs. #20 Florida, 9/24/22)
- 2021 Fall SEC Academic Honor Roll
- 2020-21 First-Year SEC Academic Honor Roll

CAREER

- Powerful returning starting offensive guard in his fourth year with the program
- One of the leaders on an offensive line that has been a semifinalist for the Joe Moore Award in 2022 and 2023
- Including this year, has two seasons of eligibility left
- Three-time member of SEC Academic Honor Roll
- Seen action on 2,542 career snaps
- Played in 44 games with 37 career starts, including 36 at right guard
- Started 25 consecutive games for the Vols

2023

- Started all 11 games at right guard this season and has allowed only two sacks in 699 offensive snaps
- Did not allow a pressure in 33 offensive snaps against No. 1 Georgia (11/18)
- Played all 57 snaps at No. 14 Missouri (11/11) and did not allow a sack or quarterback hit
- Started at right guard vs. UConn (11/4), played 38 snaps and did not allow a sack or hit as the Vols generated a season-high 650 total yards (375 pass, 275 rush) at a clip of 10.0 yards per play, the highest for UT since 2016
- Saw action on all 68 offensive plays at Kentucky (10/28) while paving the way for 254 rushing yards against the SEC's No. 2 ranked rush defense
- Played all 79 snaps at No. 11/8 Alabama (10/21) and did not allow a pressure or commit a penalty
- Did not allow a sack and helped Tennessee rush for 232 yards vs. Texas A&M (10/14), playing all 71 snaps at right guard in the victory
- Played all 74 snaps vs. South Carolina (9/30), paving the way for 238 rushing yards without allowing a sack or quarterback hit
- Made his 30th career start in win over UTSA (9/23), played 60 snaps without allowing a pressure and helped the Vols rack up a season-high 303 rushing yards and 512 yards of total offense
- In SEC opener at Florida (9/16), played 66 snaps at right guard and did not allow a sack
- Played all 66 offensive snaps at RG in home opener vs. Austin Peay (9/9) and did not allow a pressure also Vols rushed for 228 yards in the win
- Started at RG and played 74 snaps in season-opening win vs. Virginia (9/2), helping lead the Vols' offense to 499 total yards and 287 yards on the ground

NOTABLE

- Majoring in sociology
- Nickname is "The Zookeeper" after hoisting up opponent stuffed-toy mascots that fans give him following victories
- Twitter: @j_spraggins76 | IG: javontez_spraggins

>> Full profile on Record Book Page 121

CAREER STATS

Games Played/Started: 2023: 11/11; 2022: 13/13; 2021: 12/12; 2020: 8/1

Career: 44/37



JEREMIAH TELANDER
LB • 6-2 • 228 • Fr.
Gainesville, Ga.

Last name pronounced TEE-lan-dur

CAREER

- An athletic linebacker with a nose for the ball and an innate playmaking ability
- Arrived on Rocky Top in Dec. 2022 and participated in Orange Bowl practices and then spring practice
- As a senior, helped lead Gainesville High School to a 14-1 record and an appearance in the Georgia Class 6A State Championship game, its first appearance since 2012

- Racked up 13 tackles, four tackles for loss, two sacks and blocked two PATs in the state title game
- Tabbed a four-star recruit by ESPN and a high-end three-star prospect by the other major recruiting services
- Rated as the No. 11 linebacker in the country and the No. 27 player in the state of Georgia by ESPN
- Earned back-to-back Region 7-3A Defensive Player of the Year honors in 2020 and 2021 while playing for North Hall High School
- Named to the 2021 Georgia High School Association Class 3A First Team All-State team as a junior after garnering all-state honorable mention honors as a sophomore in 2020
- Played in 11 career games and owns 24 tackles with 1.5 TFLs

2023

- Has seen action in all 11 games this season on special teams and as a reserve linebacker
- Tallied four total tackles against No. 1 Georgia (11/18)
- Posted three tackles and a half-tackle for loss at No. 14 Missouri (11/11)
- Collected five total tackles and logged his first career TFL in Homecoming win over UConn (11/4)
- Made one tackle in victory over Texas A&M (10/14)
- Saw significant action in SEC home opener vs. South Carolina (9/30), playing 12 snaps at linebacker and making two total tackles
- Played 10 defensive snaps in win over UTSA (9/23) and finished the game with three total tackles
- Made his SEC debut at Florida (9/16), seeing action on special teams
- Saw more extensive action in home opener vs. Austin Peay (9/9), playing 20 defensive snaps and recording six tackles in the win
- Played seven defensive snaps in his collegiate debut during Vols' season-opening win over Virginia (9/2)

NOTABLE

- Majoring in business administration exploratory
- His father, Steve, played college football at UMass before getting into coaching and spending time as an assistant coach at Missouri, Bowling Green, UTEP and UMass
- Was also a standout track and field athlete and played basketball in high school
- Won a sectional title and placed fourth at the Georgia Class 3A state championship meet in the high jump as a sophomore in 2020
- Twitter: @jeremiahteland1 | IG: @jeremiahteland1

>> Full profile on Record Book Page 122

CAREER HIGHS

Tackles 6 vs. Austin Peay, 9/9/23
Tackles For Loss 1.0 vs. UConn, 11/4/23

CAREER STATS

Defense	GP/GS	UT	AT	TT	Sack	TFL	FF	FR	PD	Int	High Tk
2023	11/0	9	15	24	0-0	1.5-3	0	0	0	0	6-AP
Career	11/0	9	15	24	0-0	1.5-3	0	0	0	0	6-AP

GAME-BY-GAME

2023 Opp.	U-A-T, Other
vs. Virginia	0-0-0
Austin Peay	2-4-6
at Florida	0-0-0
UTSA	1-2-3
South Carolina	1-1-2
Texas A&M	0-1-1
at Alabama	0-0-0
at Kentucky	0-0-0
UConn	1-4-5, 1 tfl
at Missouri	2-1-3, 0.5 tfl
Georgia	2-2-4



JOURDAN THOMAS
DB • 6-2 • 200 • So.
Montgomery, Ala.

25

CAREER

- Athletic player who has transitioned nicely into a playmaker at safety
- A significant contributor on special teams coverage during his debut season with an expected greater role in 2023
- Played in 24 career games with one start

2023

- Made his first career start at STAR against No. 1 Georgia (11/18) and posted one tackle before exiting the game due to injury
- Played a career-high 74 defensive snaps at No. 14 Missouri (11/11) and finished the game with a career-high seven tackles
- Tallied three total tackles and his first career TFL in Homecoming win vs. UConn (11/4)
- Appeared in his 20th career game at No. 11/8 Alabama (10/21)
- Made one assisted tackle in SEC home opener vs. South Carolina (9/30)
- Played 29 defensive snaps in win over UTSA (9/23), logged one assisted tackle and recorded a blocked punt in the first quarter
- Saw action on special teams and made a solo tackle in SEC opener at Florida (9/16)
- Played 10 defensive snaps and logged one solo stop in the season opener vs. Virginia (9/2)

NOTABLE

- Majoring in sport management
- Says his mother has been his biggest inspiration
- Favorite movie is "Creed"
- Favorite musical artist is Drake
- Place would most like to visit is Toronto
- Twitter: @jthomas1 | IG: @jthomas4

>> Full profile on Record Book Page 123

CAREER HIGHS

Tackles 7 at Missouri, 11/11/23
Tackles For Loss 1.0 vs. UConn, 11/4/23
Blocked Kicks 1 (punt) vs. UTSA, 9/23/23

CAREER STATS

Defense	GP/GS	UT	AT	TT	Sack	TFL	FF	FR	PD	Int	High Tk
2022	13/0	7	3	10	0-0	0-0	0	0	0	0	4-UK
2023	11/1	5	10	15	0-0	1-4	0	0	0	0	7-MIZ
Career	24/1	12	13	25	0-0	1-4	0	0	0	0	7-MIZ

GAME-BY-GAME

2023 Opp.	U-A-T Other
vs. Virginia	1-0-1
Austin Peay	0-0-0
at Florida	1-0-1
UTSA	0-1-1, 1 blk punt
South Carolina	0-1-1
Texas A&M	0-0-0
at Alabama	0-0-0
at Kentucky	0-0-0
UConn	1-2-3, 1 tfl
at Missouri	2-5-7
*Georgia	0-1-1

2022 Opp.	U-A-T Other
Ball State	1-0-1
at Pitt	1-0-1
Akron	0-0-0
Florida	1-0-1
at LSU	0-0-0
Alabama	0-0-0
UT Martin	1-0-1
Kentucky	2-2-4
at Georgia	0-0-0
Missouri	1-1-2
at South Carolina	0-0-0
at Vanderbilt	0-0-0
vs. Clemson	0-0-0



OMARI THOMAS
DL • 6-4 • 320 • Sr.
Memphis, Tenn.

21

CAREER HONORS

- 2024 Reese's Senior Bowl Watch List
- 2023 Preseason All-SEC First Team (Lindy's)
- 2022-2023 SEC Football Leadership Council
- 2021 Fall SEC Academic Honor Roll

CAREER

- A highly-touted, strong defensive tackle out of Memphis who is in his fourth season at UT and has developed into one of the top interior defensive linemen in the SEC
- Member of the team's leadership council and has served as the Vols' representative on the SEC Football Leadership Council for two straight seasons
- Including this season, has two years of remaining eligibility
- Has developed into an every-down physical player
- Totaled 84 tackles, 11.0 TFLs, four sacks, eight QB hurries, one fumble recovery, one forced fumble and one blocked kick in his career
- Also skilled at batting balls down at the line with eight pass breakups in his career
- Played in 46 career games with 28 starts

2023

- Recorded a single-season career-high 27 tackles this season
- Made three tackles vs. No. 1 Georgia (11/18)
- Tallied four tackles (three solo) in road win at Kentucky (10/28)
- Finished with two tackles, a TFL and a QB hurry at No. 11/8 Alabama (10/21)
- Had three tackles, including his first sack of the season, in win over South Carolina (9/30)
- Recorded a season-high and tied a career high with five tackles in win over UTSA (9/23)
- Blocked an extra-point attempt in the first quarter of UT's SEC opener at Florida (9/16)
- Had a pair of tackles, including a TFL, in 35 defensive snaps during win over Austin Peay (9/9)
- Started at DT and played 25 defensive snaps in season-opening win vs. Virginia (9/2), finishing with three total tackles and a career-high 1.5 TFLs

NOTABLE

- Majoring in journalism and electronic media
- Interning with UT's video department "VFL Films"
- Nickname is "Big O"
- Father, Romarcus Thomas, played football at Arkansas State
- High school teammates with RB Jabari Small and VFL/Memphis Grizzlies guard Kennedy Chandler
- Was a member of the 2020-21 VOLEaders Academy and visited Botswana in Southern Africa in the summer of 2022
- Raised money for the Down Syndrome Association of Mid-South, Autism Speaks and the Mowet-Wilson Foundation as a senior in high school
- Also played basketball, tennis and threw shot put for the track & field team in high school
- Roommates with fellow Memphis native Jabari Small
- Enjoys playing video games and outdoor activities
- Favorite movie is "Rush Hour"
- Favorite TV show is "All American"
- One of his superstitions is to drink a Minute Maid on the day of the game
- Enjoys listening to people play musical instruments
- Goal beyond football is to either become a sports broadcaster, an investor or a coach
- Twitter: @901_sxvxe | IG: _bigO

>> Full profile on Record Book Page 124

CAREER HIGHS

Tackles	5 (2x), last vs. UTSA, 9/23/23
Tackles for Loss	1.5 vs. Virginia, 9/2/23
Sacks	1.0 (4x), last vs. South Carolina, 9/30/23
Forced Fumbles	1 vs. Florida, 9/24/22
Fumble Recoveries	1 at Pitt, 9/10/22

Passes Defended	1 (8x), last at South Carolina, 11/19/22
QB Hurries	2 vs. Florida, 9/24/22
Blocked Kicks	1 (PAT) at Florida, 9/16/23

CAREER STATS

Defense	GP/GS	UT	TT	Sack	TFL	FF	FR	QBH	PD	High Tk
2020	10/0	7	3	10	0-0	1-2	0	0	0	2(3x)
2021	13/6	11	10	21	1-5	3-14	0	0	3	4(2x)
2022	13/13	11	15	22	2-15	2-16	1	1	4	5-UF
2023	10/9	13	14	27	1-3	4-5-16	0	0	1	0 5-UTSA
Career	46/28	42	42	84	4-23	11-47	1	1	8	5(2x)

GAME-BY-GAME


2023 Opp.	U-A-T, Other
*vs. Virginia	2-1-3, 1.5 tfl
*Austin Peay	1-1-2, 1 tfl
*at Florida	0-0-0, 1 blk (PAT)
*UTSA	3-2-5
*South Carolina	1-2-3, 1 s, 1 tfl
*Texas A&M	1-1-2
*at Alabama	1-1-2, 1 tfl, 1 qbh
*at Kentucky	3-1-4
UConn	DNP
at Missouri	1-2-3
*Georgia	0-3-3

2022 Opp.	U-A-T, Other
*Ball State	0-4-4, 1 pd
*at Pitt	3-1-4, 1 fr, 1 pd
*Akron	0-0-0
*Florida	3-2-5, 1 ff, 2 qbh, 1 pd
*at LSU	0-2-2, 0.5 tfl
*Alabama	1-1-2, 1 tfl, 1 s, 1 qbh
*UT Martin	0-0-0
*Kentucky	1-0-1, 1 tfl, 1 s, 1 qbh
*at Georgia	1-0-1
*Missouri	0-1-1
*at South Carolina	0-2-2, 1 pd
*at Vanderbilt	1-1-2
*vs. Clemson	1-1-2

2021 Opp.	U-A-T, Other
Bowling Green	0-0-0, 1 pd, 1 qbh
Pitt	0-1-1
Tennessee Tech	2-0-2
at Florida	0-1-1
*at Missouri	1-0-1
*South Carolina	1-0-1
Ole Miss	3-1-4, 1 s, 1 tfl, 1 pd, 1 saf
at Alabama	0-0-0
*at Kentucky	1-0-1
*Georgia	1-3-4, 1 tfl
*South Alabama	1-2-3, 1 tfl, 1 qbh, 1 pd
*Vanderbilt	1-0-1, 1 qbh, 1 pd
vs. Purdue	0-2-2

2020 Opp.	U-A-T, Other
at South Carolina	1-0-1
Missouri	1-1-2, 1 tfl
at Georgia	0-1-1
Kentucky	1-0-1
Alabama	0-0-0
at Arkansas	2-0-2
at Auburn	1-0-1
Florida	0-0-0
at Vanderbilt	1-1-2
Texas A&M	0-0-0

* - denotes started



DONT'E THORNTON JR.
WR • 6-5 • 214 • Jr.
Baltimore, Md.

1

CAREER

- A speedy transfer wide receiver with incredible athletic ability and big potential
- Originally signed with Oregon as a member of the Class of 2021, playing two seasons with the Ducks before enrolling at Tennessee in Jan. 2023
- Made his presence known during 2023 spring practice with the Vols and owns two seasons of remaining eligibility

- Can play on the outside or in the slot
- A consensus four-star recruit and top-100 player nationally by 247Sports Composite
- Prepped at Mount St. Joseph in Baltimore
- Totaled 26 catches for 541 yards and three TDs in two seasons with the Ducks
- Played in 34 career games (nine at UT) and made eight starts (three at UT)

2023

- Will miss the remainder of the regular season after sustaining a lower-body injury in Missouri game
- Started for the third consecutive week and hauled in a 46-yard touchdown reception, his first as a Vol, for UT's only score of the game in loss at No. 14 Missouri (11/11) but was injured on the play and did not return to the game
- Started in Homecoming win over UConn (11/4), finishing with two receptions for 26 yards
- Notched his first start at UT in road win at Kentucky (10/28), finishing with three catches for a season-high and team-leading 63 yards, including a season-long 47-yard reception to convert a second-and-19 midway through the third quarter
- Returned from injury and played 18 offensive snaps in win vs. Texas A&M (10/14)
- Did not play vs South Carolina (9/30) due to injury
- Made two catches for 24 yards in win over UTSA (9/23)
- Had his most productive game as a Vol with three catches for 53 yards, including a 43-yard reception in the third quarter of his SEC debut at Florida (9/16)
- Made two catches for 12 yards in his Tennessee debut during season-opening win vs. Virginia (9/2)

NOTABLE

- Majoring in communication studies
- Selected to play in the 2021 All-American Bowl and the 2021 Polynesian Bowl
- Twitter: @lamDTJ11 | IG: @mac11

>> Full profile on Record Book Page 126

CAREER HIGHS

Receptions	4 (3x) vs. Utah, 11/19/22
Receiving Yards	151 vs. Utah, 11/19/22
Receiving TDs	1 (4x), last at Missouri, 11/11/23
Long Reception	66 vs. Oklahoma, 12/29/21

CAREER STATS

Receiving	GP/GS	No	Yds	Avg	Per/G	TD	Long	High Yd
*2021	14/2	9	175	19.4	12.5	2	66-OU	90-OU
*2022	11/3	17	366	21.5	33.3	1	58-UTAH 151-UTAH	
2023	9/3	13	224	17.2	24.9	1	47-UK	63-UK
at ORE	25/5	26	541	20.8	21.6	3	66-OU 151-UTAH	
at UT	9/3	13	224	17.2	24.9	1	47-UK	63-UK
Career	34/8	39	765	19.6	22.5	4	66-OU 151-UTAH	

*at Oregon

GAME-BY-GAME

2023 Opp.	Rec-Yds-TD, Lg
vs. Virginia	2-12-0, 7
Austin Peay	0-0-0
at Florida	3-53-0, 43
UTSA	2-24-0, 15
South Carolina	DNP - Injury
Texas A&M	0-0-0
at Alabama	0-0-0
*at Kentucky	3-63-0, 47
*UConn	2-26-0, 22
*at Missouri	1-46-1, 46
Georgia	DNP - Injury

2022 Opp.	Rec-Yds-TD, Lg (Other)
at Georgia	2-20-0, 10
Eastern Washington	4-60-0, 22
BYU	0-0-0
at Washington State	1-42-0, 42
Stanford	0-0-0 (1 rush, 9 yds)
at Arizona	DNP
UCLA	0-0-0
at Cal	1-7-0, 7
*at Colorado	2-17-0, 25
Washington	1-46-1, 46
*Utah	4-151-0, 58 (1 rush, -3 yds)

*at Oregon State	2-23-0, 16
vs. North Carolina	DNP

2021 Opp.	Rec-Yds-TD, Lg
Fresno State	0-0-0
at Ohio State	0-0-0
Stony Brook	2-60-1, 54
Arizona	0-0-0
at Stanford	0-0-0
Cal	0-0-0
at UCLA	0-0-0
Colorado	0-0-0
at Washington	0-0-0
Washington State	0-0-0
*at Utah	2-16-0, 8
Oregon State	1-9-0, 9
vs. Utah	0-0-0
*vs. Oklahoma	4-90-1, 66

* - denotes started



BRANDON TURNAGE

DB • 6-1 • 186 • R-Sr.
Oxford, Miss.



8

CAREER HONORS

- SEC Defensive Player of the Week (vs. South Carolina, 10/11/21)

CAREER

- Versatile SEC transfer defensive back who is in his third season with the program
- Can play multiple positions, including STAR and cornerback, and sees time on special teams coverage
- Transferred to Tennessee in July 2021 after spending two years at Alabama
- Including this season, has two years of eligibility
- Played in 33 career games (30 at UT) with six starts (all at UT)

2023

- Has played in all 11 games this season
- Had one tackle vs. No. 1 Georgia (11/18)
- Saw action on 19 defensive snaps at No. 11/8 Alabama (10/21), finishing with two tackles
- Played nine snaps at corner and made one tackle in win vs. Texas A&M (10/14)
- Had one pass breakup in 28 defensive snaps during win over UTSA (9/23)
- Played 18 defensive snaps at STAR, making a pair of tackles in SEC opener at Florida (9/16)
- Played 27 defensive snaps and made a pair of tackles in season-opening win vs. Virginia (9/2)

NOTABLE

- Earned his bachelor's degree in communication studies in Aug. 2023 and is now working towards a master's in agricultural leadership, education and communication
- Member of the team's leadership council
- Has a young daughter, Aspen, who is his biggest inspiration
- Favorite movie is "Major Payne"
- Favorite TV show is "Fresh Prince of Bel-Air" or "Spongebob"
- Favorite musical artists are Lil Baby and NBA Youngboy
- Lists his parents as his biggest role models
- Models his game after NFL veterans Jalen Ramsey and Pat Surtain
- Twitter: @bturnage1k | IG: bturnage1

>> Full profile on Record Book Page 127

CAREER HIGHS

Tackles	14 vs. South Carolina, 10/9/21
Tackles For Loss	2.0 vs. South Carolina, 10/9/21
Interceptions	1 vs. Kentucky, 10/29/22
Passes Defended	2 (2x), last at South Carolina, 11/19/22
QB Hurries	1 at South Carolina, 11/19/22

CAREER STATS

Defense	GP/GS	UT	AT	TT	Sack	TFL	FF	FR	PD	Int	High Tk
2019*	1/0	0	0	0	0-0	0-0	0	0	0	0	--
2020*	2/0	0	0	0	0-0	0-0	0	0	1	0	--
2021	9/1	12	10	22	0-0	2-0-2	0	0	0	0	14-SC
2022	10/5	13	4	17	0-0	1-0-4	0	0	5	1	5-SC
2023	11/0	6	3	9	0-0	0-0	0	0	1	0	2(3x)
at ALA	3/0	0	0	0	0-0	0-0	0	0	1	0	--
at UT	30/6	31	17	48	0-0	3-0-6	0	0	6	1	14-SC
Career	33/6	31	17	48	0-0	3-0-6	0	0	7	1	14-SC

* - at Alabama

GAME-BY-GAME

2023 Opp.	U-A-T, Other
vs. Virginia	1-1-2
Austin Peay	0-0-0
at Florida	2-0-2
UTSA	0-0-0, 1 pd
South Carolina	0-0-0
Texas A&M	1-0-1
at Alabama	1-1-2
at Kentucky	0-0-0
UConn	0-1-1
at Missouri	0-0-0
Georgia	1-0-1

2022 Opp.	U-A-T, Other
Ball State	1-1-2
at Pitt	DNP
Akron	3-0-3
Florida	0-0-0
at LSU	0-0-0
Alabama	1-1-2
*UT Martin	1-0-1
*Kentucky	0-2-2, 1 int, 1 pd
*at Georgia	0-0-0
*Missouri	2-0-2, 1 tfl, 2 pd
*at South Carolina	5-0-5, 2 pd, 1 qbh
at Vanderbilt	DNP
vs. Clemson	DNP

2021 Opp.	U-A-T, Other
Bowling Green	0-0-0
Pitt	DNP
Tennessee Tech	2-0-2
at Florida	DNP
at Missouri	0-0-0
*South Carolina	7-7-14, 2.0 tfl
Ole Miss	0-0-0
at Alabama	3-2-5
at Kentucky	0-0-0
Georgia	0-0-0
South Alabama	0-1-1
Vanderbilt	DNP
vs. Purdue	DNP

2020 Opp.	U-A-T, Other
Mississippi State	0-0-0, 1 pd
at Arkansas	0-0-0

2019 Opp.	U-A-T, Other
Western Carolina	0-0-0

* - denotes started



ANDRE TURRENTINE

DB • 5-11 • 195 • R-So.
Murfreesboro, Tenn.

17

Last name pronounced TUR-en-tine

CAREER

- Highly-touted Nashville native defensive back who returned to his home state after spending his true freshman campaign at Ohio State in 2021
- Enrolled at Tennessee in June 2022 after a solid spring at Ohio State
- Saw time as a reserve defensive back and was a contributor on multiple special teams units during his first season with the Vols
- Including this year, has three seasons of eligibility
- Signed with Ohio State after a standout prep career at Ensworth School

- Played in 26 career games, 22 with the Vols, and has made one career start for UT

2023

- Made his first-career start, getting the nod at safety for the injured Wesley Walker vs. No. 1 Georgia (11/18). Tied a career-high with four tackles, including a TFL against the Bulldogs
- Notched four tackles and a career-high 1.5 TFLs in a season-high 34 defensive snaps in win over UConn (11/4)
- Tied a career high with four tackles and recorded his first-career QB hurry that resulted in an interception by Warren Burrell in the fourth quarter in win vs. UTSA (9/23)
- Played 20 defensive snaps at safety and tallied a solo tackle in season-opening win vs. Virginia (9/2)

NOTABLE

- Majoring in communication studies
- Has three brothers, Antonio Jr., James and Alijah, and one sister, Katche
- Twitter: @KingATIII | IG: returnofdos

>> Full profile on Record Book Page 128

CAREER HIGHS

Tackles	4 (5x), last vs. Georgia, 11/18/23
Tackles for Loss	1.5 vs. UConn, 11/4/23
QB Hurries	1 vs. UTSA, 9/23/23

CAREER STATS

Defense	GP/GS	UT	AT	TT	Sack	TFL	FF	FR	PD	Int	High Tk
2021*	4/0	0	0	0	0-0	0-0	0	0	0	0	--
2022	13/0	7	4	11	0-0	0-0	0	0	0	0	4(2x)
2023	9/1	8	5	13	0-0	2-5-3	0	0	0	0	4(3x)
at OSU	4/0	0	0	0	0-0	0-0	0	0	0	0	--
at UT	22/1	15	9	24	0-0	2-5-3	0	0	0	0	4(5x)
Career	26/1	15	9	24	0-0	2-5-3	0	0	0	0	4(5x)

* - at Ohio State

GAME-BY-GAME

2023 Opp.	U-A-T, Other
vs. Virginia	1-0-1
Austin Peay	0-0-0
at Florida	DNP
UTSA	3-1-4, 1 qbh
South Carolina	0-0-0
Texas A&M	DNP
at Alabama	0-0-0
at Kentucky	0-0-0
UConn	1-3-4, 1.5 tfl
at Missouri	0-0-0
*Georgia	3-1-4, 1 tfl

2022 Opp.	U-A-T, Other
Ball State	2-2-4
at Pitt	0-0-0
Akron	1-0-1
Florida	0-0-0
at LSU	0-0-0
Alabama	0-0-0
UT Martin	3-1-4
Kentucky	0-1-1
at Georgia	0-0-0
Missouri	1-0-1
at South Carolina	0-0-0
at Vanderbilt	0-0-0
vs. Clemson	0-0-0

2021 Opp.	U-A-T, Other
at Minnesota	DNP
Oregon	DNP
Tulsa	DNP
Akron	0-0-0
at Rutgers	DNP
Maryland	0-0-0
at Indiana	DNP
Penn State	DNP
at Nebraska	DNP
Purdue	DNP
Michigan State	0-0-0
at Michigan	DNP
vs. Utah	0-0-0

* - denotes started



WESLEY WALKER

DB • 6-1 • 200 • R-Sr.
Lewisburg, Tenn.

13

CAREER

- Experienced Nashville-area transfer defensive back who returned to his home state in 2022 and is in his second year with the program
- Enrolled at Tennessee in June 2022 after spending three seasons at Georgia Tech
- Accumulated 185 tackles – 112 solo – with 11.0 tackles for loss, two sacks, an interception, 12 pass breakups and three forced fumbles in his career
- According to PFF, is the highest graded returning safety in the SEC in 2023 at 77.5
- Including this year, has two seasons of eligibility
- Appeared in 46 career games with 25 starts (23/13 at Georgia Tech, 23/12 at UT)

2023

- Lead all players with nine tackles in loss at No. 14 Missouri (11/11)
- Recorded a UT career high and team-leading nine tackles, including a TFL, in road win at Kentucky (10/28)
- Tallied six tackles at No. 11/8 Alabama (10/21)
- Posted three tackles in win vs. Texas A&M (10/14)
- Had another extremely productive game in win over South Carolina (9/30), finishing with five tackles (all solo), a pass breakup and a QB hurry
- Finished with five tackles (four solo) in win over UTSA (9/23)
- Made three solo tackles and forced a fumble in SEC opener at Florida (9/16)
- Had an excellent all-around performance in win over Austin Peay (9/9), totaling six tackles, a TFL, a sack and a pass breakup while playing a team-high 81 snaps
- Started at safety in season opener vs. Virginia (9/2), finishing with four tackles and 1.5 TFLs

NOTABLE

- Majoring in hospitality and tourism management
 - Former Ensworth School teammate of Andre Turrentine, who also transferred to the Vols in 2022
 - Twitter: @weswalkerr_ | IG: weswalkerr_
- >> Full profile on Record Book Page 130

CAREER HIGHS

Tackles	10 at Duke, 10/9/21
Tackles For Loss	3.0 vs. Kentucky, 10/29/22
Sacks	1.0 (2x), last vs. Austin Peay, 9/9/23
QB Hurries	1 (3x), last vs. South Carolina, 9/30/23
Passes Defended	2 (2x), last vs. Clemson, 12/30/22
Passes Intercepted	1 vs. Clemson 12/30/22
Forced Fumbles	1 (3x), last at Florida, 9/16/23
Fumble Recoveries	1 vs. Northern Illinois, 9/4/21

CAREER STATS

Defense	GP/GS	UT	AT	TT	Sack	TFL	FF	FR	PD	Int	High Tk
*2019	3/0	2	1	3	0-0	0-0	0	0	0	0	2-UVA
*2020	10/5	30	18	48	0-0	2-6	0	0	4	0	7(2x)
*2021	10/8	24	21	45	0-0	0-0	2	1	2	0	10-DUKE
2022	13/2	23	13	36	1-7	5.5-22	0	5	1		8-VU
2023	10/10	33	20	53	1-8	3.5-18	1	0	2	0	9(2x)
at GT	23/13	56	40	96	0-0	2-6	2	1	6	0	10-DUKE
at UT	23/12	58	33	89	2-15	9-40	1	0	7	1	9(2x)
Career	46/25	112	73	185	2-15	11-46	3	1	13	1	10-DUKE

* - at Georgia Tech

GAME-BY-GAME

2023 Opp.	U-A-T, Other
*vs. Virginia	2-2-4, 1.5 tfl
*Austin Peay	3-3-6, 1 tfl, 1 s, 1 pd
*at Florida	3-0-3, 1 tfl
*UTSA	4-1-5
*South Carolina	5-0-5, 1 pd, 1 qbh
*Texas A&M	1-2-3
*at Alabama	2-4-6
*at Kentucky	7-2-9, 1 tfl
*UConn	2-1-3
*at Missouri	4-5-9
Georgia	DNP - Injury

2022 Opp.	U-A-T, Other
Ball State	1-3-4
at Pitt	3-0-3, 1 tfl, 1 s
Akron	0-0-0
Florida	0-0-0
at LSU	3-0-3
Alabama	2-1-3, 1 pd
UT Martin	3-0-3, 1 pd
Kentucky	3-1-4, 3 tfl
at Georgia	0-0-0, 1 pd
Missouri	2-0-2
at South Carolina	1-2-3
*at Vanderbilt	4-4-8, 1.5 tfl
* vs. Clemson	1-2-3, 2 pd, 1 int, 1 qbh

2021 Opp.	U-A-T, Other
*Northern Illinois	3-2-5, 1 ff, 1 fr
Kennesaw State	0-1-1
*at Clemson	3-2-5
*North Carolina	1-0-1
*Pitt	1-4-5
*at Duke	3-7-10
*at Virginia	6-1-7
Virginia Tech	2-3-5
*at Miami	3-1-4, 1 ff, 2 pd
*Boston College	2-0-2
at Notre Dame	DNP
Georgia	DNP

2020 Opp.	U-A-T, Other
at Florida State	1-1-2, 1
*UCF	3-2-5, 2 pd
at Syracuse	3-0-3
Louisville	5-2-7
*Clemson	3-1-4, 1 pd
*at Boston College	3-2-5
Notre Dame	0-3-3
Duke	3-3-6, 1 tfl
*at NC State	5-2-7, 1 tfl, 1 pd, 1 qbh
*Pitt	4-2-6

2019 Opp.	U-A-T, Other
at Clemson	DNP
South Florida	DNP
The Citadel	0-0-0
at Temple	DNP
North Carolina	DNP
at Duke	DNP
at Miami	DNP
Pitt	DNP
at Virginia	1-1-2
Virginia Tech	DNP
NC State	DNP
Georgia	1-0-1

* - denotes started



JACOB WARREN

TE • 6-6 • 253 • R-Sr.
Knoxville, Tenn.



87

CAREER HONORS

- 2023 Wuerffel Trophy Nominee
- 2023 Campbell Trophy Nominee
- 2023 Mackey Award Watch List
- 2023 Allstate AFCA Good Works Team Nominee
- 2023 NFF Hampshire Honor Society
- 2024 Reese's Senior Bowl Watch List
- 2022 CSC Academic All-District Team
- 2022 SEC Community Service Team
- 2021 Fall SEC Academic Honor Roll
- 2020 Fall SEC Academic Honor Roll
- 2019 Fall SEC Academic Honor Roll
- 2018-19 First-Year SEC Academic Honor Roll

CAREER

- All-around tight end who hails from Knoxville and elected to return for his sixth and final season with the Vols
- In his third straight year as a starter at tight end and is a candidate for the Mackey Award

- Tremendous leader on and off the field who serves as UT's Wuerffel Trophy, Campbell Trophy and AFCA Good Works Team nominee while also being named to the SEC Academic Honor Roll a record five times
- Represented Tennessee at SEC Media Days in 2023
- Followed in his father's footsteps as his dad, James, played for the Vols in the early 1990s
- An honor student in the classroom who earned his bachelor's degree in May 2021 and his master's in 2023
- Caught 49 passes for 516 yards and seven TDs
- Appeared in 52 career games and made 31 starts

2023

- Has started all 11 games at tight end this season
- Had a pair of catches for 17 yards in loss at No. 14 Missouri (11/11)
- Made one catch for 14 yards at No. 11/8 Alabama (10/21)
- Caught a 7-yard touchdown pass from Joe Milton in the first quarter for UT's first points of the game in win over Texas A&M (10/14)
- Made a season-high three catches for 26 yards, including a six-yard touchdown in win over South Carolina (9/30)
- Had two catches for six yards in win vs. UTSA (9/23)
- Started at tight end in season-opening win over Virginia (9/2) and scored a touchdown on an 11-yard reception in the fourth quarter

NOTABLE

- Earned his undergraduate degree from UT in kinesiology in May 2021 and completed his master's degree in agricultural leadership, education and communication in 2023
 - Member of the team's leadership council
 - Father earned letters as an offensive tackle for the Vols in 1992 and 1993
 - Moved to Knoxville in 2001 and attended Tennessee games as a kid
 - Favorite movie is "Guardians of the Galaxy"
 - Favorite food is hibachi
 - Enjoys fishing
 - Started playing football at the age of seven
 - Twitter: @jwarren808 | IG: jwar
- >> Full profile on Record Book Page 132

CAREER HIGHS

Receptions	5 vs. Pitt, 9/11/21
Receiving Yards	55 vs. Pitt, 9/11/21
Receiving TDs	1 (7x), last vs. Texas A&M, 10/14/23
Long Reception	45 vs. Florida, 9/24/22

CAREER STATS

Receiving	GP/GS	No	Yds	Avg	Per/G	TD	Long	High Yd
2018								DNP - Redshirt
2019	5/0	1	1	1.0	0.2	0	1-UAB	1-UAB
2020	10/5	6	73	12.2	7.3	1	33-A&M	33-A&M
2021	13/6	18	179	9.9	13.8	3	34-PITT	55-PITT
2022	13/9	12	163	13.6	12.5	0	45-UF	45-UF
2023	11/11	12	100	8.3	9.1	3	14-ALA	26-SC
Career	52/31	49	516	10.5	9.9	7	45-UF	55-PITT

GAME-BY-GAME

2023 Opp.	Rec-Yds-TD, Lg
*vs. Virginia	1-11-1, 11
*Austin Peay	1-11-0, 11
*at Florida	0-0-0
*UTSA	2-6-0, 7
*South Carolina	3-26-1, 10
*Texas A&M	1-7-1, 7
*at Alabama	1-14-0, 14
*at Kentucky	0-0-0
*UConn	0-0-0
*at Missouri	2-17-0, 9
*Georgia	1-8-0, 8

2022 Opp.	Rec-Yds-TD, Lg
Ball State	0-0-0
*at Pitt	1-24-0, 24
*Akron	1-17-0, 17
Florida	1-45-0, 45
*at LSU	0-0-0
*Alabama	2-13-0, 12
UT Martin	0-0-0
*Kentucky	1-3-0, 3

at Georgia	3-21-0, 9
*Missouri	2-34-0, 22
*at South Carolina	1-6-0, 6
*at Vanderbilt	0-0-0
*vs. Clemson	0-0-0

2021 Opp.	Rec-Yds-TD, Lg
*Bowling Green	1-4-0, 4
*Pitt	5-55-1, 34
*Tennessee Tech	3-10-1, 5
*at Florida	2-23-0, 15
at Missouri	1-13-0, 13
*South Carolina	0-0-0
*Ole Miss	1-23-0, 23
at Alabama	0-0-0
at Kentucky	1-18-1, 18
Georgia	0-0-0
South Alabama	4-33-0, 14
Vanderbilt	0-0-0
vs. Purdue	0-0-0

2020 Opp.	Rec-Yds-TD, Lg
at S. Carolina	0-0-0
*Missouri	0-0-0
*at Georgia	1-5-0, 5
Kentucky	1-7-0, 7
*Alabama	0-0-0
*at Arkansas	0-0-0
*at Auburn	3-28-0, 18
Florida	0-0-0
at Vanderbilt	0-0-0
Texas A&M	1-33-1, 33

2019 Opp.	Rec-Yds-TD, Lg
Georgia State	DNP
BYU	0-0-0
Chattanooga	0-0-0
at Florida	DNP
Georgia	DNP
Mississippi State	DNP
at Alabama	0-0-0
South Carolina	0-0-0
UAB	1-1-0, 1
at Kentucky	DNP
at Missouri	DNP
Vanderbilt	DNP
vs. Indiana	DNP

* - denotes started



KALEB WEBB
WR • 6-3 • 198 • R-Fr.
Powder Springs, Ga.

CAREER HONORS

- 2022 SEC First-Year Academic Honor Roll

CAREER

- Long and athletic wide receiver who had a productive preseason camp and has had a larger role the after season-ending injury to Bru McCoy
- Enrolled at Tennessee in Jan. 2022 and went through spring practice that year
- Was rated a four-star prospect according to the 247Sports Composite, 247Sports.com, On3.com and Rivals.com
- Has played in 14 career games

2023

- Has played in all 11 games this season
- Made one catch for 17 yards vs. No. 1 Georgia (11/18)
- Set career highs in receptions (four) and receiving yards (38) in loss at No. 14 Missouri (11/11)
- Hauled in a career-long 28yard reception in win over UConn (11/4)
- Saw action on 32 offensive snaps and hauled in one reception for 10 yards at No. 11/8 Alabama (10/21)
- Played 30 snaps at wide receiver in win vs. South Carolina (9/30)
- Hauled in two catches for 22 yards in win vs. UTSA (9/23), including an 18-yard touchdown grab early in the second quarter, the first of his career

- Saw action on special teams in SEC opener at Florida (9/16)
- Played 10 offensive snaps and recorded the first two catches of his career for 11 yards in season-opening win vs. Virginia (9/2)

NOTABLE

- Majoring in journalism and electronic media
- Twitter: @kalebwebb3 | IG: @kalebwebb
- >> Full profile on Record Book Page 134

CAREER HIGHS

Receptions	4 at Missouri, 11/11/23
Receiving Yards	38 at Missouri, 11/11/23
Receiving Touchdowns	1 vs. UTSA, 9/23/23
Long Reception	28 vs. UConn, 11/4/23

CAREER STATS

Receiving	GP/GS	No	Yds	Avg	Per/G	TD	Long	High Yd
2022	3/0	0	0	0.0	0.0	0	--	--
2023	11/0	11	126	11.5	11.5	1	28-CONN	38-MIZ
Career	14/0	11	126	11.5	11.5	1	28-CONN	38-MIZ

GAME-BY-GAME

2023 Opp.	Rec-Yds-TD, Lg
vs. Virginia	2-11-0, 6
Austin Peay	0-0-0
at Florida	0-0-0
UTSA	2-22-1, 18
South Carolina	0-0-0
Texas A&M	0-0-0
at Alabama	1-10-0, 10
at Kentucky	0-0-0
UConn	1-28-0, 28
at Missouri	4-38-0, 12
Georgia	1-17-0, 17

2022 Opp.	Rec-Yds-TD, Lg
Ball State	0-0-0
at Pitt	DNP
Akron	DNP
Florida	DNP
at LSU	DNP
Alabama	DNP
UT Martin	0-0-0
Kentucky	DNP
at Georgia	DNP
Missouri	DNP
at South Carolina	DNP
at Vanderbilt	0-0-0
vs. Clemson	DNP



TYRE WEST
DL • 6-3 • 290 • So.
Tifton, Ga.

First name pronounced tie-REE

CAREER

- Quick, young defensive lineman with a notable pass-rushing ability
- Arrived at Tennessee in Dec. 2021 after an elite prep career in Georgia
- Went through spring practice in 2022 prior to his freshman season
- Played in 11 games as a true freshman in 2022, registering nine tackles, five tackles for loss and two sacks on the year
- Has played in 22 career games

2023

- Played in all 11 games this season on special teams and as a reserve defensive lineman
- Finished with two tackles at No. 14 Missouri (11/11)
- Recorded a career-high six tackles in win vs. UTSA (9/23)
- Tallied two tackles in 18 defensive snaps during win over Austin Peay (9/9)
- Saw action on 15 defensive snaps and finished with one tackle and half a TFL in season-opening win vs. Virginia (9/2)

NOTABLE

- Majoring in communication studies
- Related to former NFL and current CFL player Larry Dean
- Favorite movie is "Rush Hour"
- Favorite musical artist is Lil' Baby
- Twitter: @Tyre_west95 | IG: uno.ree
- >> Full profile on Record Book Page 135

CAREER HIGHS

Tackles	6 vs. UTSA, 9/23/23
Tackles for Loss	2.0 (2x), last at Vanderbilt, 11/26/22
Sacks	1.0 (2x), last at Vanderbilt, 11/26/22
QB Hurries	1 (4x), last vs. Kentucky, 10/29/22

CAREER STATS

Defense	GP/GS	UT	AT	TT	Sack	TFL	FF	FR	QBH	PD	High Tk
2022	11/0	7	2	9	2-13	5-20	0	0	4	0	2(3x)
2023	11/0	4	7	11	0-0	0.5-1	0	0	0	0	6-UTSA
Career	22/0	11	9	20	2-13	5.5-21	0	0	4	0	6-UTSA

GAME-BY-GAME

2023 Opp.	U-A-T, Other
vs. Virginia	0-1-1, 0.5 tfl
Austin Peay	2-0-2
at Florida	0-0-0
UTSA	1-5-6
South Carolina	0-0-0
Texas A&M	0-0-0
at Alabama	0-0-0
at Kentucky	0-0-0
UConn	0-0-0
at Missouri	1-1-2
Georgia	0-0-0

2022 Opp.	U-A-T, Other
Ball State	1-0-1, 1 qbh
at Pitt	DNP
Akron	2-0-2, 2 tfl, 1 qbh
Florida	0-1-1
at LSU	1-0-1
Alabama	DNP
UT Martin	1-1-2, 1 tfl, 1 s, 1 qbh
Kentucky	0-0-0, 1 qbh
at Georgia	0-0-0
Missouri	0-0-0
at South Carolina	0-0-0
at Vanderbilt	2-0-2, 2 tfl, 1 s
vs. Clemson	0-0-0



SQUIRREL WHITE
WR • 5-10 • 165 • So.
Birmingham, Ala.

CAREER HONORS

- All-SEC Fourth Team (Athlon)

CAREER

- Explosive playmaker who is one of the fastest wide receivers and return men in college football
- Burst onto the scene as a true freshman and got stronger as the season went on, culminating with an elite performance in the 2022 Orange Bowl
- Served as the backup to Biletnikoff Award winner Jalin Hyatt in the slot last season
- Clockd at 23.4 miles per hour on the Catapult system
- Owns 10 catches of 30+ yards, nine catches of 40+ yards, six catches of 50+ yards and three receptions of 60+ yards
- Produced four 100-yard receiving games
- Has played in 23 career games with 13 starts

2023

- Has started all 11 games at slot WR this year
- Leads the team with 54 receptions for 654 yards
- Led the team with five receptions for 45 yards in loss to No. 1 Georgia (11/18)
- Had four catches for 53 yards in loss at No. 14 Missouri (11/11)

- Led all players with 94 receiving yards on just two catches in win vs. UConn (11/4), including a career-long 83-yard TD catch in the second quarter
- Led the Vols with four catches for 46 yards in road win at Kentucky (10/28)
- Was fantastic at No. 11/8 Alabama (10/21), leading all players with a career-high 10 catches for 111 yards and a touchdown, an incredible 39-yard toe-dragging grab down the sideline to open the scoring on UT's opening drive
- Made three catches for 29 yards in win vs. Texas A&M (10/14)
- Tied a career-high with nine receptions for a game-high 104 receiving yards, including a highlight-reel 50-yard catch in the first quarter to set up a TD in win over South Carolina (9/30)
- Led the team with four catches for 29 yards in win over UTSA (9/23)
- Hauled in three receptions for 68 yards, including a 41-yard catch to help set up a TD on UT's opening drive of the game at Florida (9/16)
- Made four catches for 30 yards, including a 20-yard reception, in win over Austin Peay (9/9)
- Started at slot receiver and had a game-high six receptions for 45 yards in season-opening win vs. Virginia (9/2)

NOTABLE

- Majoring in communication studies
 - Full name is Marquarius Malik "Squirrel" White
 - Goes by his nickname "Squirrel"
 - Nickname originated from his great grandmother who called him "Squirrel" when he was an infant
 - A sprinter on his high school track and field team, finishing second in the 100m and 200m at the AHSAA State Championship with times of 10.68 and 21.58, respectively
 - Selected to Bruce Feldman's "Freaks List" by The Athletic in summer 2023
 - Twitter: @squirrelwhite3 | IG: squirrelwhite
- >> Full profile on Record Book Page 136

CAREER HIGHS

Receptions	10 at Alabama, 10/21/23
Receiving Yards	122 vs. UT Martin, 10/22/22
Receiving Touchdowns	1 (4x), last vs. UConn, 11/4/23
Long Reception	83 vs. UConn, 11/4/23
Rushing Attempts	1 (2x), last vs. South Carolina, 9/30/23
Rushing Yards	5 (2x), last vs. South Carolina, 9/30/23
Long Rush	5 (2x), last vs. South Carolina, 9/30/23
Punt Returns	1 (2x), last at Vanderbilt, 11/26/22
Punt Return Yards	23 vs. Akron, 9/17/22
Long Punt Return	23 vs. Akron, 9/17/22

CAREER STATS

Receiving	GP/GS	No	Yds	Avg	Per/G	TD	Long	High Yd
2022	12/2	30	481	16.0	40.1	2	64(2x)	122-UTM
2023	11/11	54	654	12.1	59.5	2	83-CONN	111-ALA
Career	23/13	84	1135	13.5	49.3	4	83-CONN	122-UTM

Rushing	GP/GS	No	Yds	Avg	Per/G	TD	Long	High Yd
2022	12/2	1	5	5.0	0.4	0	5-LSU	5-LSU
2023	11/11	2	13	6.5	1.2	0	8-UGA	8-UGA
Career	23/13	3	18	6.0	0.8	0	8-UGA	8-UGA

GAME-BY-GAME

2023 Opp.	Rec-Yds-TD, Lg	PR-Yds-TD, Lg
*vs. Virginia	6-45-0, 16	0-0-0
*Austin Peay	4-30-0, 20	0-0-0
*at Florida	3-68-0, 41	0-0-0
*UTSA	4-29-0, 11	0-0-0
*South Carolina	9-104-0, 50	1-5-0, 5
*Texas A&M	3-29-0, 17	0-0-0
*at Alabama	10-111-1, 39	0-0-0
*at Kentucky	4-46-0, 25	0-0-0
*UConn	2-94-1, 83	0-0-0
*at Missouri	4-53-0, 23	0-0-0
*Georgia	5-45-0, 19	1-8-0, 8

2022 Opp.	Rec-Yds-TD, Lg	PR-Yds-TD, Lg
Ball State	3-25-0, 14	0-0-0
at Pitt	0-0-0	0-0-0
Akron	1-47-0, 47	1-23-0, 23
Florida	0-0-0	0-0-0
at LSU	1-1-0, 1	0-0-0

Alabama		DNP
UT Martin	5-122-1, 64	0-0-0
Kentucky	0-0-0	0-0-0
at Georgia	0-0-0	0-0-0
Missouri	2-64-0, 58	0-0-0
at South Carolina	5-96-0, 64	0-0-0
*at Vanderbilt	4-18-0, 9	1-20-0, 20
* vs. Clemson	9-108-1, 50	0-0-0

* - denotes started



DEE WILLIAMS
RS/WR • 5-11 • 194 • Sr.
Forsyth, Ga.

CAREER HONORS

- SEC Special Teams Player of the Week (vs. Texas A&M, 10/14/23)
- 2023 Preseason All-American Fourth Team (Phil Steele)
- 2023 Preseason All-SEC Third Team (Athlon, Phil Steele)

CAREER

- An elusive, speedy return specialist and reserve wide receiver for the Vols
- Selected as a preseason All-American and All-SEC candidate as a return specialist
- In his second season with the program after joining UT from East Central Mississippi Community College
- Former defensive back who has transitioned to wide receiver this season
- Averages a stellar 17.4 yards per punt return and 20.0 yards per kickoff return
- Played in 20 career games at the FBS level

2023

- Ranks sixth in the FBS and leads the SEC in punt return average (16.0)
- Made one tackle on special teams in loss to No. 1 Georgia (11/18)
- Saw eight snaps of action on offense vs. UConn (11/4), making his first-career catch, an 11-yarder from Nico Iamaleava in the third quarter
- Also had two punt returns for 25 yards and a kickoff return for 23 yards against the Huskies
- Has worked with the wide receivers in practice since Texas A&M game week
- Recorded his first tackle of the year on a kickoff return to end the first half at Kentucky (10/28)
- Was a difference maker on special teams in win vs. Texas A&M (10/14), downing a UT punt on the 1-yard line before returning the ensuing Aggies' punt 39 yards for a touchdown to give the Vols a 14-10 lead in the third quarter
- Returned three punts for 24 yards and had a 44-yard punt return for a touchdown wiped away by a penalty in win over South Carolina (9/30)
- Totaled 59 return yards (41 KR, 18 PR) in win over Austin Peay (9/9)
- Was electric in the return game in season-opening win vs. Virginia (9/2), averaging 35.0 yards on three punt returns with a long of 55 yards. Also had one kickoff return for 34 yards in the victory

NOTABLE

- Majoring in communication studies
- Is the first person in his family to go to college
- Favorite musical artist is Lil' Baby
- Favorite TV show is "Martin"
- Twitter: @Des_williams4 | IG: desmondw4

>> Full profile on Record Book Page 137

CAREER HIGHS

Tackles	2 (2x) last vs. Clemson, 12/30/22
Forced Fumbles	1 at Vanderbilt, 11/26/22
Punt Returns	4 vs. UT Martin, 10/22/22
Punt Return Yards	105 vs. Virginia, 9/2/23
Punt Return TDs	1 (2x), last vs. Texas A&M, 10/14/23
Long Punt Return	73 at Vanderbilt, 11/26/22
Kick Returns	2 (2x), last vs. UTSA, 9/23/23
Kick Return Yards	41 vs. Austin Peay, 9/9/23
Long Kick Return	34 vs. Virginia, 9/2/23

CAREER STATS

Receiving	GP/GS	No	Yds	Avg	Per/G	TD	Long	High Yd
2022	9/0	0	0	0.0	0.0	0	--	--
2023	11/0	1	11	11.0	1.0	0	11-CONN	11-CONN
Career	20/0	1	11	11.0	0.6	0	11-CONN	11-CONN

Defense	GP/GS	UT	AT	TT	Sack	TFL	FF	FR	PD	INT	High Tk
2022	9/0	4	1	5	0-0	0-0	1	0	0	0	2(2x)
2023	11/0	2	0	2	0-0	0-0	0	0	0	0	1(2x)
Career	20/0	6	1	7	0-0	0-0	1	0	0	0	2(2x)

Punt Returns	No	Yds	Avg	Per/G	TD	Long	High Yd
2022	15	281	18.7	31.2	1	73-VU	96-VU
2023	14	224	16.0	20.4	1	55-UVA	105-UVA
Career	29	505	17.4	25.3	2	73-VU	105-UVA

Kick Returns	No	Yds	Avg	Per/G	TD	Long	High Yd
2022	1	17	17.0	1.9	1	17-CU	17-CU
2023	9	183	20.3	16.6	0	34-UVA	41-APSU
Career	10	200	20.0	10.0	1	34-UVA	41-APSU

GAME-BY-GAME

2023 Opp.	Rec-Yds-TD, Lg	PR-Yds-TD, Lg (Other)
vs. Virginia	0-0-0	3-105-0, 55 (1 kr, 34 yds)
Austin Peay	0-0-0	2-18-0, 13 (2 kr, 41 yds)
at Florida	0-0-0	0-0-0
UTSA	0-0-0	1-4-0, 4 (2 kr, 34 yds)
South Carolina	0-0-0	3-24-0, 16
Texas A&M	0-0-0	1-39-1, 39 (1 kr, 19 yds)
at Alabama	0-0-0	1-5-0, 5
at Kentucky	0-0-0	0-0-0
UConn	1-11-0, 11	2-25-0, 18 (1 kr, 23 yds)
at Missouri	0-0-0	1-4-0, 4 (2 kr, 32 yds)
Georgia	0-0-0	0-0-0 (1 tackle)

2022 Opp.	U-A-T, Other	PR-Yds-TD, Lg (Other)
Ball State	DNP	
at Pitt	DNP	
Akron	DNP	
Florida	DNP	
at LSU	0-0-0	1-58-0, 58
Alabama	0-0-0	1-12-0, 12
UT Martin	2-0-2	4-49-0, 33
Kentucky	0-0-0	2-44-0, 34
at Georgia	0-0-0	0-0-0
Missouri	0-0-0	2-4-0, 4
at S. Carolina	0-0-0	1-9-0, 9
at Vanderbilt	1-0-1, 1 ff	3-96-1, 73
vs. Clemson	1-1-2	1-9-0, 9 (1 kr, 17 yds)



JAYLEN WRIGHT
RB • 5-11 • 210 • Jr.
Durham, N.C.

CAREER HONORS

- 2023 Doak Walker Award Preseason Candidate
- 2023 Preseason All-SEC Third Team (Lindy's)
- 2023 Preseason All-SEC Fourth Team (Athlon)
- 2023 Fall SEC Academic Honor Roll
- SEC Freshman of the Week (vs. Vanderbilt, 11/29/21)

CAREER

- Explosive running back who got stronger as the 2022 season went on and is having a career year after his best offseason since joining the program
- Coming off a season in which he led the Vols in rushing with 875 yards and 10 touchdowns
- Produced eight 100-yard rushing games
- Has accumulated 2,222 rushing yards on 357 carries, averaging 6.2 yards per attempt
- Totaled 18 rushing touchdowns and 1,414 of his rush yards have come after contact
- Including this season, has two years of eligibility remaining
- Played in 33 career games with 11 starts

2023

- Has started all 11 games at running back this year
- Averages 7.44 yards per carry, which leads all FBS running backs (min. 100 attempts) and is second among all players behind LSU's Jayden Daniels
- Produced six 100-yard rushing games this season, which ranks second in the SEC

- Rushed for 938 yards this season and is 62 yards away from becoming the Vols' first 1,000-yard rusher in a season since Jalen Hurd in 2015
- Raced 75 yards for a touchdown on the first play from scrimmage vs. No. 1 Georgia (11/18) and finished with a game-high 90 yards on the ground on nine carries (10.0 avg)
- Eclipsed 2,000 career rushing yards with an 82-yard TD run on the second play of the game in win vs. UConn (11/4)
- Finished with 113 rushing yards on just eight carries, averaging 14.1 yards per carry against the Huskies
- Notched his fifth 100-plus yard rushing performance of the year in road win at Kentucky (10/28), finishing with a game-high 120 yards in 11 carries (10.9 avg), including a 52-yard TD run on UT's opening drive
- Was held to just 22 rushing yards in 11 carries but set career highs in receptions (7) and receiving yards (44) at No. 11/8 Alabama (10/21)
- Had over 100 yards rushing for the fourth time this season after churning out a season-high 136 yards on 19 carries (7.2 avg) in win vs. Texas A&M (10/14)
- Posted his third 100-yard rushing game of the year in win vs. South Carolina (9/30), finishing with 123 yards on 16 carries (7.7 avg), including a 42-yard touchdown run to open the scoring on UT's first drive of the game
- Led the team in rushing for the third straight game with 63 yards on 16 carries in SEC opener at Florida (9/16). Also added 21 receiving yards on four receptions against the Gators
- Posted his second straight 100-plus yard rushing game in win over Austin Peay (9/9), totaling 118 yards in 13 carries (9.1 avg). Also had three receptions for 18 yards, giving him 136 all-purpose yards
- Made his first-career start in season-opening win vs. Virginia (9/2), leading all players with 115 rushing yards on just 11 carries (9.6 avg)

NOTABLE

- Majoring in sport management
- Nickname is "J Wright"
- Says his father is his biggest inspiration because he has pushed him to be great since he was 4-years old
- After football would like to get into broadcasting
- Models his game after VFL Alvin Kamara
- Selected to Bruce Feldman's "Freaks List" by The Athletic in summer 2022
- Clocked at 23.6 mph speed in practice via Catapult and combines that with a 44-inch vertical and a 10-8 broad jump
- Was a star on the Southern Durham track & field team, winning an indoor state title in the 55m dash as a sophomore
- Clocked a personal best time of 6.29 in the 55m dash in 2019, which was the fastest mark in the country at the time
- Favorite musical artists are NBA YoungBoy & Lil Baby
- After football would like to get into broadcasting
- Twitter: @__jw12 | IG: jaylenwright

>> Full profile on Record Book Page 138

CAREER HIGHS

Rushes	23 vs. Akron, 9/17/22
Rushing Yards	160 at Vanderbilt, 11/26/22
Rushing TDs	2 (3x), last at Vanderbilt, 11/26/22
Long Rush	83 at Vanderbilt, 11/26/22
Receptions	7 at Alabama, 10/21/23
Receiving Yards	44 at Alabama, 10/21/23
Long Reception	20 at Alabama, 10/21/23

CAREER STATS

Rushing	GP/GS	No	Yds	Avg	Per/G	TD	Long	High Yd
2021	9/0	85	409	4.8	45.4	4	21-UK	112-VU
2022	13/0	146	875	6.0	67.3	10	83-VU	160-VU
2023	11/11	126	938	7.4	85.3	4	82-CONN	136-TAMU
Career	33/11	357	2222	6.2	67.3	18	83-VU	160-VU

Receiving	GP/GS	No	Yds	Avg	Per/G	TD	Long	High Yd
2021	9/0	6	22	3.7	2.4	0	11-PITT	20-PITT
2022	13/0	2	8	4.0	0.6	0	5-ALA	5-ALA
2023	11/11	21	132	6.3	12.0	0	20-ALA	44-ALA
Career	33/11	29	162	5.6	4.9	0	20-ALA	44-ALA

GAME-BY-GAME

2023 Opp.	Rush-Yds-TD, Lg	Rec-Yds-TD, Lg
*vs. Virginia	12-115-0, 21	2-8-0, 6
*Austin Peay	13-118-0, 31	3-18-0, 11
*at Florida	16-63-0, 12	4-21-0, 11
*UTSA	4-16-0, 4	1-11-0, 11
*South Carolina	16-123-1, 42	0-0-0
*Texas A&M	19-136-0, 23	0-0-0
*at Alabama	11-22-0, 5	7-44-0, 20
*at Kentucky	11-120-1, 52	1-2-0, 2
*UConn	8-113-1, 82	1-7-0, 7
*at Missouri	7-22-0, 14	2-21-0, 15
*Georgia	9-90-1, 75	0-0-0

2022 Opp.	Rush-Yds-TD, Lg	Rec-Yds-TD, Lg
Ball State	13-88-1, 33	0-0-0
at Pitt	9-47-0, 14	0-0-0
Akron	23-96-2, 17	0-0-0
Florida	10-25-1, 11	0-0-0
at LSU	12-59-0, 12	0-0-0
Alabama	12-71-0, 12	1-5-0, 5
UT Martin	6-19-0, 9	0-0-0
Kentucky	7-73-1, 35	0-0-0
at Georgia	21-69-1, 11	0-0-0
Missouri	11-51-2, 19	1-3-0, 3
at South Carolina	6-28-0, 9	0-0-0
at Vanderbilt	5-160-2, 83	0-0-0
vs. Clemson	11-89-0, 42	0-0-0

2021 Opp.	Rush-Yds-TD, Lg	Rec-Yds-TD, Lg
Bowling Green	4-14-0, 8	0-0-0
Pitt	11-15-1, 14	5-20-0, 11
Tennessee Tech	9-43-1, 15	1-2-0, 2
at Florida	DNP	
at Missouri	4-24-0, 9	0-0-0
South Carolina	DNP	
Ole Miss	DNP	
at Alabama	DNP	
at Kentucky	7-50-0, 21	0-0-0
Georgia	5-14-0, 8	0-0-0
South Alabama	13-83-1, 17	0-0-0
Vanderbilt	15-112-1, 13	0-0-0
vs. Purdue	17-54-0, 12	0-0-0

* - denotes started

2023 ROSTER

No.	Name	Pos.	Cl.	Exp.	Ht.	Wt.	Hometown/High School/Previous School
0	Doneiko Slaughter	DB	SR	3L	6-0	190	Roswell, Ga./Roswell
0	Jaylen Wright	RB	JR	2L	5-11	210	Durham, N.C./Southern
1	Gabe Jeudy-Lally	DB	R-SR	TR	6-2	190	Austin, Texas/Ardrey Kell/Vanderbilt/BYU
1	Dont'e Thornton Jr.	WR	JR	TR	6-5	214	Baltimore, Md./Mount Saint Joseph/Oregon
2	Jaylen McCollough	DB	SR*	4L	6-0	206	Austell, Ga./Hillgrove
2	Jabari Small	RB	SR	3L	5-11	213	Memphis, Tenn./Briarcrest Christian
3	Dee Williams	WR/RS	SR	1L	5-11	194	Forsyth, Ga./Mary Persons/East Central (Miss.) CC
4	Warren Burrell	DB	R-SR	4L	6-0	190	Suwanee, Ga./North Gwinnett
5	Kamal Hadden	DB	R-SR	2L	6-1	197	River Rouge, Mich./River Rouge/Independence (Kan.) CC
6	Aaron Beasley	LB	SR*	4L	6-1	225	Franklin, Ga./Heard County
6	Dylan Sampson	RB	SO	1L	5-11	190	Baton Rouge, La./Dutchtown
7	Arion Carter	LB	FR	HS	6-1	227	Smyrna, Tenn./Smyrna
7	Joe Milton III	QB	R-SR*	2L	6-5	235	Pahokee, Fla./Olympia/Michigan
8	Nico Iamaleava	QB	FR	HS	6-6	206	Long Beach, Calif./Warren
8	Brandon Turnage	DB	R-SR	2L	6-1	186	Oxford, Miss./Lafayette/Alabama
9	Tyler Baron	DL	SR	3L	6-5	260	Knoxville, Tenn./Knoxville Catholic
9	Ramel Keyton	WR	SR*	3L	6-3	197	Marietta, Ga./Marietta
10	Elijah Simmons	DL	R-SR	3L	6-2	340	Memphis, Tenn./Pearl-Cohn (Nashville, Tenn.)
10	Squirrel White	WR	SO	1L	5-10	165	Birmingham, Ala./Clay-Chalkville
11	Keenan Pili	LB	R-SR*	TR	6-3	240	Las Vegas, Nev./Timpview/BYU
12	Tamarion McDonald	DB	SR	3L	6-2	208	Memphis, Tenn./Whitehaven
13	Gaston Moore	QB	R-JR	2L	6-2	206	Hilton Head, S.C./Hilton Head/UCF
13	Wesley Walker	DB	R-SR	1L	6-1	200	Lewisburg, Tenn./Ensworth/Georgia Tech
14	Christian Charles	DB	JR	2L	6-1	195	Gainesville, Ga./Chestatee
15	Kwauze Garland	LB	R-SR	3L	6-2	226	Conyers, Ga./Heritage
15	Cristian Conyer	DB	FR	HS	6-1	181	Bowling Green, Ky./South Warren
15	Bru McCoy	WR	R-SR	1L	6-3	220	Palos Verdes Estates, Calif./Mater Dei/Southern Cal
17	Michael Bittner	WR	R-SR	2L	6-2	225	Cincinnati, Ohio/Elder
17	Andre Turrentine	DB	R-SO	1L	5-11	195	Murfreesboro, Tenn./Ensworth/Ohio State
18	Ryan Damron	QB	FR	HS	6-0	207	Paris, Tenn./Henry County
18	Rickey Gibson III	DB	FR	HS	6-0	185	Trussville, Ala./Hewitt-Trussville
19	Charles Campbell	PK	R-SR*	TR	5-9	181	Jackson, Tenn./Univ. School of Jackson/Indiana
19	Joshua Josephs	DL	SO	1L	6-3	242	Kennesaw, Ga./North Cobb
20	Bryson Eason	DL	R-JR	3L	6-3	310	Memphis, Tenn./Whitehaven
20	Khalifa Keith	RB	FR	HS	6-1	230	Birmingham, Ala./Parker
21	Navy Shuler	QB	R-JR	1L	6-0	201	Fletcher, N.C./Christ School/Appalachian State
21	Omari Thomas	DL	SR	3L	6-4	320	Memphis, Tenn./Briarcrest Christian
22	Jack Jancek	WR	R-JR	2L	6-5	210	Knoxville, Tenn./Knoxville Catholic
22	Jeremiah Telander	LB	FR	HS	6-2	228	Gainesville, Ga./Gainesville
23	Cameron Seldon	RB	FR	HS	6-2	222	Browns Store, Va./Northumberland
24	Jordan Matthews	DB	FR	HS	6-2	182	Baton Rouge, La./Woodlawn
25	DeSean Bishop	RB	FR	HS	5-10	200	Knoxville, Tenn./Karns
25	Jourdan Thomas	DB	SO	1L	6-2	200	Montgomery, Ala./Montgomery Catholic Prep
26	Will Albright	LB	R-JR	1L	6-1	230	Greeneville, Tenn./Greeneville
26	Carson Whitehead	DB	R-FR	RS	5-10	175	Powell, Tenn./Powell
27	Emmanuel Okoye	TE	FR	HS	6-5	230	Anambra, Nigeria/NFL (UK) Academy
27	James Pearce Jr.	DL	SO	1L	6-5	242	Charlotte, N.C./Chambers
28	De'Shawn Rucker	DB	JR	2L	6-0	190	Tallahassee, Fla./Godby
28	Patrick Wilk	RB	R-SO	2L	5-11	200	Nashville, Tenn./Montgomery Bell Academy
29	Christian Harrison	DB	SO	1L	6-1	190	Atlanta, Ga./Woodward Academy
30	Roman Harrison	DL	SR*	4L	6-2	235	Bainbridge, Ga./Bainbridge
31	Caleb Herring	DL	FR	HS	6-5	226	Newnan, Ga./Riverdale (Tenn.)
31	Jackson Locke	WR	R-SO	TR	6-0	175	Granville, Ohio/Newark/Findlay
33	John Slaughter	DB	FR	HS	6-2	195	Clarksdale, Miss./Southaven
34	McCallan Castles	TE	R-SR*	TR	6-5	252	South Lake Tahoe, Calif./So. Lake Tahoe/UC Davis
34	Jack Luttrell	DB	FR	HS	6-0	180	Gainesville, Ga./Colquitt County
35	Will Brooks	DB	R-JR	2L	6-1	200	Birmingham, Ala./Vestavia Hills
35	Garrett Young	WR	FR	HS	6-2	185	Alpharetta, Ga./Alpharetta
36	Nathan Roberts	WR	FR	HS	6-4	201	Morristown, Tenn./Morristown-Hamblen East
36	William Wright	DB	R-JR	1L	6-0	193	Nashville, Tenn./Ensworth
37	Montrell Bandy	DB	R-SO	SQ	6-3	189	Mount Juliet, Tenn./Mount Juliet
38	Chandavian Bradley	DL	FR	HS	6-5	221	Platte City, Mo./Platte County
39	Jalen Smith	LB	FR	HS	6-1	226	Grayson, Ga./Grayson
40	Kalib Perry	LB	SO	1L	6-3	226	Georgetown, Ky./Great Crossing
41	JT Carver	PK	R-SO	1L	5-11	210	Martin, Tenn./Westview
41	Tyree Weathersby	DL	FR	HS	6-5	260	Douglasville, Ga./New Manchester
42	Hunter Barnes	RB	R-FR	RS	6-0	195	Memphis, Tenn./Memphis School
42	Tyre West	DL	SO	1L	6-3	290	Tifton, Ga./Tifton County
43	Titus Rohrer	TE	R-FR	RS	6-7	249	Bryan, Ohio/Bryan
44	Elijah Herring	LB	SO	1L	6-3	238	Newnan, Ga./Riverdale (Tenn.)
44	Luke Shouse	TE	R-JR	TR	6-6	250	Nolensville, Tenn./Ravenwood/Ole Miss
46	Cody Duncan	TE	R-SO	TR	6-1	239	Knoxville, Tenn./Knoxville Catholic/Virginia Tech
46	Malik Ganaway	DB	R-FR	RS	6-2	190	Trenton, Tenn./Peabody
47	Matthew Salansky	LS	R-SR	3L	5-11	245	Morristown, Tenn./Morristown West

ALPHABETICAL

No.	Name	Pos.
26	Will Albright	LB
90	Dominic Bailey	DL
65	Parker Ball	OL
37	Montrell Bandy	DB
42	Hunter Barnes	RB
9	Tyler Baron	DL
6	Aaron Beasley	LB
56	Mekhi Bigelow	LB
25	DeSean Bishop	RB
17	Michael Bittner	WR
57	Ben Bolton	LB
38	Chandavian Bradley	DL
48	Bennett Brady	LS
35	Will Brooks	DB
88	Charlie Browder	TE
4	Warren Burrell	DB
64	Ayden Bussell	OL
19	Charles Campbell	PK
74	John Campbell Jr.	OL
7	Arion Carter	LB
41	JT Carver	PK
34	McCallan Castles	TE
14	Christian Charles	DB
56	Mo Clipper Jr.	OL
15	Cristian Conyer	DB
53	Jeremiah Crawford	OL
18	Ryan Damron	QB
66	Dayne Davis	OL
86	Ethan Davis	TE
65	Camron Douglas	DL
46	Cody Duncan	TE
95	Trevor Duncan	DL
20	Bryson Eason	DL
46	Malik Ganaway	DB
99	Kurott Garland	DL
15	Kwauze Garland	LB
18	Rickey Gibson III	DB
90	Max Gilbert	PK
73	Brian Grant	OL
58	Isaac Green	DL
5	Kamal Hadden	DB
29	Christian Harrison	DB
30	Roman Harrison	DL
87	Joshua Helsdon	DL
31	Caleb Herring	DL
44	Elijah Herring	LB
69	Gus Hill	OL
53	Daevin Hobbs	DL
8	Nico Iamaleava	QB
22	Jack Jancek	WR
97	Jayson Jenkins	DL
1	Gabe Jeudy-Lally	DB
77	Larry Johnson III	OL
19	Joshua Josephs	DL
70	Andrej Karic	OL
20	Khalifa Keith	RB
9	Ramel Keyton	WR
55	Braeden Krivosv	OL
75	Jackson Lampley	OL
78	Ollie Lane	OL
51	Vysen Lang	OL
85	Nathan Leacock	WR

2023 ROSTER

No.	Name	Pos.	Cl.	Exp.	Ht.	Wt.	Hometown/High School/Previous School
48	Bennett Brady	LS	R-FR	RS	6-1	205	Memphis, Tenn./Evangelical Christian
51	Vysen Lang	OL	FR	HS	6-4	337	Pike Road, Ala./Pike Road
53	Jeremiah Crawford	OL	SR*	2L	6-5	315	Goddard, Kansas/Goddard/Butler (Kan.) CC
53	Daevin Hobbs	DL	FR	HS	6-4	290	Concord, N.C./Jay M. Robinson
54	Gerald Mincey	OL	R-JR	1L	6-6	337	Fort Lauderdale, Fla./Cardinal Gibbons/Florida
55	Braeden Krivosh	OL	R-JR	1L	6-2	300	Baltimore, Md./Calvert Hall
55	Omarr Norman-Lott	DL	JR	TR	6-3	301	North Highlands, Calif./Grant Union/Arizona State
56	Mekhi Bigelow	LB	R-FR	RS	6-0	209	Charlotte, N.C./Chambers
56	Mo Clipper Jr.	OL	R-FR	RS	6-5	308	Alpharetta, Ga./Milton
57	Ben Bolton	LB	R-FR	1L	6-3	222	Memphis, Tenn./Lausanne Collegiate School
57	Connor Meadows	OL	R-FR	RS	6-4	297	Trenton, Tenn./Peabody
58	Isaac Green	DL	R-SR	1L	6-0	308	Memphis, Tenn./Memphis Central
59	Caleb Williams	LB	R-FR	TR	6-1	226	Franklin, Tenn./Christ Presbyterian Academy/Liberty
60	Alton Stephens	LS	R-SR	1L	5-11	200	Cordele, Ga./Crisp County/Georgia Military Coll./Texas St.
63	Cooper Mays	OL	SR	3L	6-3	305	Knoxville, Tenn./Knoxville Catholic
64	Ayden Bussell	OL	FR	HS	6-5	295	Mount Juliet, Tenn./Mount Juliet
65	Parker Ball	OL	R-SR	2L	6-4	290	Douglasville, Ga./Douglas County
65	Camron Douglas	DL	R-FR	RS	6-3	300	Brownsville, Tenn./Haywood
66	Dayne Davis	OL	R-SR	2L	6-7	325	Bluff City, Tenn./Sullivan East
68	Masai Reddick	OL	R-FR	1L	6-5	340	Detroit, Mich./Cass Technical
69	Gus Hill	OL	R-FR	RS	6-4	290	Fayetteville, Tenn./Fayetteville
70	Andrej Karic	OL	JR	TR	6-6	310	Southlake, Texas/Southlake Carroll/Texas
72	Addison Nichols	OL	R-FR	RS	6-5	327	Atlanta, Ga./Greater Atlanta Christian School
73	Brian Grant	OL	R-FR	RS	6-7	329	Fort Walton Beach, Fla./Chochtawhatchee
74	John Campbell Jr.	OL	R-SR*	TR	6-5	320	Orlando, Fla./Dr. Phillips/Miami
75	Jackson Lampley	OL	R-SR	2L	6-4	315	Nashville, Tenn./Montgomery Bell Academy
76	Javontez Spraggins	OL	SR	3L	6-3	325	East St. Louis, Ill./East St. Louis
77	Larry Johnson III	OL	SO	JC	6-7	348	Savannah, Ga./Alfred Ely Beach/Hutchinson (Kan.) CC
78	Ollie Lane	OL	R-SR*	2L	6-4	320	Corryton, Tenn./Gibbs
79	Shamurad Umarov	OL	FR	HS	6-7	320	Alpharetta, Ga./Denmark
80	Nate Spillman	WR	FR	HS	6-2	195	Nashville, Tenn./Lipscomb Academy
81	Chas Nimrod	WR	R-FR	1L	6-3	196	Bentonville, Ark./Bentonville
82	Dayton Sneed	WR	FR	HS	6-0	190	Hermitage, Tenn./Donelson Christian Academy
83	Trey Weary	WR	R-FR	RS	6-2	180	Houston, Texas/Manvel
84	Kaleb Webb	WR	R-FR	1L	6-3	198	Powder Springs, Ga./McEachern
85	Nathan Leacock	WR	FR	HS	6-3	209	Raleigh, N.C./Milbrook
86	Ethan Davis	TE	FR	HS	6-5	232	Atlanta, Ga./Collins
87	Joshua Helsdon	DL	R-FR	RS	6-4	270	Cleveland, Tenn./Bradley Central
87	Jacob Warren	TE	R-SR*	4L	6-6	253	Knoxville, Tenn./Farragut
88	Charlie Browder	TE	R-SO	1L	6-7	250	Kingsport, Tenn./Christ School/UCF
89	Hunter Salmon	TE	R-SR	2L	6-5	249	Birmingham, Ala./Vestavia
90	Dominic Bailey	DL	R-JR	1L	6-3	280	Salisbury, Md./St. Frances Academy
90	Max Gilbert	PK	FR	HS	6-0	194	Memphis, Tenn./Lausanne Collegiate School
94	Nathan Robinson	DL	FR	HS	6-6	285	Greenbrier, Tenn./Greenbrier
94	Josh Turbyville	P/PK	R-FR	RS	6-1	192	Knoxville, Tenn./Knoxville Catholic
95	Trevor Duncan	DL	FR	HS	6-6	270	Knoxville, Tenn./Knoxville Catholic
96	Austin Lewis	DL	R-SR*	SQ	6-6	261	Jonesborough, Tenn./Crockett/Liberty/ETSU
97	Jayson Jenkins	DL	R-FR	RS	6-6	280	Bordentown, N.J./Notre Dame (N.J.)
98	Jackson Ross	P	R-FR	RS	6-3	195	Melbourne, Australia/Haileybury College
99	Kurott Garland	DL	R-SR*	5L	6-3	310	Conyers, Ga./Heritage

* - denotes "super" senior

PRONUNCIATION GUIDE

1	Gabe Jeudy-Lally	LAA-lee	38	Chandavian Bradley	shawn-DAY-vee-uhn
5	Kamal Hadden	KUH-mall	42	Tyre West	tie-REE
7	Arion Carter	air-EE-on	43	Titus Rohrer	ROAR-ur
8	Nico Iamaleava	ee-ah-MAH-LAY-ah-va	46	Malik Ganaway	MUH-leek GAN-uh-way
9	Ramel Keyton	RUH-mel	47	Matthew Salansky	SUH-lan-skee
11	Keenan Pili	KEE-nan PEE-lee	51	Vysen Lang	VIE-sun
12	Tamarion McDonald	tuh-MARE-ee-uhn	53	Daevin Hobbs	DAY-vin
15	Cristian Conyer	CON-yur	55	Braeden Krivosh	KRUH-vosh
15	Kwauze Garland	kwah-ZEE	56	Mekhi Bigelow	MUH-kye BIG-uh-low
17	Andre Turrentine	TUR-en-tine	68	Masai Reddick	MUH-sye
20	Khalifa Keith	kah-LEE-fah	70	Andrej Karic	awn-DRAY CARE-ick
22	Jeremiah Telander	TEE-lan-dur	76	Javontez Spraggins	juh-VAWN-tez SPRA-gins
27	Emmanuel Okoye	oh-KOY-ay	79	Shamurad Umarov	oo-MAH-rawf (goes by Sham)
34	Jack Luttrell	LUH-trull	99	Kurott Garland	KER-ott

ALPHABETICAL

No.	Name	Pos.
96	Austin Lewis	DL
31	Jackson Locke	WR
34	Jack Luttrell	DB
24	Jordan Matthews	DB
63	Cooper Mays	OL
2	Jaylen McCollough	DB
15	Bru McCoy	WR
12	Tamarion McDonald	DB
57	Connor Meadows	OL
7	Joe Milton III	QB
54	Gerald Mincey	OL
13	Gaston Moore	QB
72	Addison Nichols	OL
81	Chas Nimrod	WR
55	Omarr Norman-Lott	DL
27	Emmanuel Okoye	TE
27	James Pearce Jr.	DL
40	Kalib Perry	LB
11	Keenan Pili	LB
68	Masai Reddick	OL
36	Nathan Roberts	WR
94	Nathan Robinson	DL
43	Titus Rohrer	TE
98	Jackson Ross	P
28	De'Shawn Rucker	DB
47	Matthew Salansky	LS
89	Hunter Salmon	TE
6	Dylan Sampson	RB
23	Cameron Seldon	RB
44	Luke Shouse	TE
21	Navy Shuler	QB
10	Elijah Simmons	DL
0	Doneiko Slaughter	DB
33	John Slaughter	DB
2	Jabari Small	RB
39	Jalen Smith	LB
82	Dayton Sneed	WR
80	Nate Spillman	WR
76	Javontez Spraggins	OL
60	Alton Stephens	LS
22	Jeremiah Telander	LB
25	Jourdan Thomas	DB
21	Omari Thomas	DL
1	Dont'e Thornton Jr.	WR
94	Josh Turbyville	P/PK
8	Brandon Turnage	DB
17	Andre Turrentine	DB
79	Shamurad Umarov	OL
13	Wesley Walker	DB
87	Jacob Warren	TE
83	Trey Weary	WR
41	Tyree Weathersby	DL
84	Kaleb Webb	WR
42	Tyre West	DL
10	Squirrel White	WR
26	Carson Whitehead	DB
28	Patrick Wilk	RB
59	Caleb Williams	LB
3	Dee Williams	WR/RS
0	Jaylen Wright	RB
36	William Wright	DB
35	Garrett Young	WR