



Officials: Owen Shortt, A.J. Desai, Matt Jarman

UNC Greensboro - 70

Record: 1-1

NO.	Name	F	Min	FG			3P			FT			Rebounds			Fouls		TP	AS	TO	ST	Blocks		+/-
				M-A	M-A	M-A	OR	DR	TOT	PF	FD	OR	DR	TOT	BS	BA								
2	Mikeal Brown-Jones	F	23:26	11-17	2-4	0-1	1	2	3	4	3	24	0	1	0	1	0	1	0	1	0	-1		
12	Donovan Atwell	F	20:60	1-8	0-6	0-0	2	0	2	4	0	2	0	0	0	0	0	0	0	0	0	-9		
22	Jalen Breath	F	25:14	0-2	0-0	0-0	3	5	8	4	1	0	0	1	1	1	1	0	1	0	-6			
0	Keyshaun Langley	G	36:52	9-20	3-9	5-6	2	0	2	2	3	26	0	0	3	0	1	-1						
3	Kobe Langley	G	34:48	3-10	1-4	0-0	0	4	4	2	0	7	6	1	0	0	1	-5						
20	Joryam Saizonou		10:40	0-2	0-1	0-0	0	1	1	1	2	0	0	0	0	0	0	5						
24	Tim Ceaser		15:43	1-4	1-3	0-0	1	4	5	1	1	3	1	1	0	0	1	2						
13	Miles Jones		09:39	0-0	0-0	0-0	1	0	1	0	0	0	0	0	0	0	0	-6						
35	Akrum Ahemed		17:16	4-7	0-2	0-0	0	2	2	1	0	8	0	0	1	0	0	-5						
34	Domas Kauzonas		05:22	0-0	0-0	0-0	0	0	0	0	0	0	0	0	0	0	1	0	6					
Team							1	2	3			0			1									
<b>Totals</b>				29-70	7-29	5-7	11	20	31	19	10	70	7	5	5	3	3	-4						

Shooting By Period		
1 <sup>st</sup> FG%	12-33	36.4%
3PT%	2-15	13.3%
FT%	3-4	75%
2 <sup>nd</sup> FG%	17-37	45.9%
3PT%	5-14	35.7%
FT%	2-3	66.7%
GM FG%	29-70	41.4%
3PT%	7-29	24.1%
FT%	5-7	71.4%

Dead Ball Rebounds: 1, 1

Technical Fouls::NONE

Vanderbilt - 74

Record: 2-1

NO.	Name	F	Min	FG			3P			FT			Rebounds			Fouls		TP	AS	TO	ST	Blocks		+/-
				M-A	M-A	M-A	OR	DR	TOT	PF	FD	OR	DR	TOT	BS	BA								
1	Colin Smith	F	32:18	5-11	3-7	0-0	5	6	11	2	1	13	1	1	0	1	1	1						
35	Carter Lang	F	13:40	1-4	0-0	0-0	4	0	4	1	0	2	2	2	0	0	1	3						
4	Isaiah West	G	19:11	2-4	2-4	0-0	0	0	0	1	0	6	0	2	1	0	0	7						
5	Ezra Manjon	G	32:15	5-11	2-2	12-12	0	6	6	0	7	24	4	2	0	0	1	3						
12	Evan Taylor	G	25:53	3-6	2-4	4-4	2	3	5	0	4	12	1	1	0	0	0	-3						
3	Paul Lewis		19:49	1-7	0-4	0-0	0	2	2	2	2	2	1	1	0	0	0	-4						
21	Tasos Kamateros		18:22	2-5	2-5	1-2	0	1	1	1	1	7	0	0	0	0	0	-7						
23	Jason Rivera-Torres		18:10	4-8	0-3	0-0	0	5	5	1	2	8	0	1	0	0	5							
24	JaQualon "JQ" Roberts		15:59	0-1	0-0	0-0	2	3	5	2	1	0	1	1	0	2	0	9						
13	Malik Presley		04:23	0-0	0-0	0-0	0	0	0	0	1	0	2	1	0	0	0	6						
Team							0	5	5			0		0										
<b>Totals</b>				23-57	11-29	17-18	13	31	44	10	19	74	12	12	1	3	3	4						

Shooting By Period		
1 <sup>st</sup> FG%	15-33	45.5%
3PT%	8-19	42.1%
FT%	3-4	75%
2 <sup>nd</sup> FG%	8-24	33.3%
3PT%	3-10	30.0%
FT%	14-14	100%
GM FG%	23-57	40.4%
3PT%	11-29	37.9%
FT%	17-18	94.4%

Dead Ball Rebounds: 1, 0

Technical Fouls::NONE

	UNCG	Vandy
Biggest lead	2 (1 <sup>st</sup> 19:46)	18 (2 <sup>nd</sup> 16:04)
Best Scoring Run	6(2 <sup>nd</sup> 15:06)	13(1 <sup>st</sup> 3:49)
Lead Changes	3	
Times Tied	0	
Time with Lead	01:48	37:58

Points from	UNCG	Vandy
Turnovers	15	0
Paint	28	12
Second Chance	5	7
Fast Breaks	4	0
Bench	11	17

	Period by Period Scoring		
	1st	2nd	TOT
UNCG	29	41	70
Vandy	41	33	74



**Period 1**

**Quarter Starters:**

<b>Vandy</b>	1 Smith C	4 West I	5 Manjon E	12 Taylor E	35 Lang C
<b>UNCG</b>	0 Langley K	2 Brown-Jones M	3 Langley K	12 Atwell D	22 Breath J

Game Time	Vandy	Score	Diff	UNCG
20:00	35 LANG C jumpball lost			2 BROWN-JONES M jumpball won
19:46		<b>0-2</b>	<b>-2</b>	2 BROWN-JONES M 2pt FG outside the paint, turnaround jump shot made (2)
19:13	4 WEST I 3pt FG , jump shot missed			
19:11				22 BREATH J defensive rebound (1)
19:04				22 BREATH J 2pt FG in the paint, driving layup missed
19:02	defensive rebound (1)			
18:39	1 SMITH C 3pt FG , jump shot made (3)	<b>3-2</b>	<b>1</b>	
18:39	12 TAYLOR E assist (1)			
18:22				2 BROWN-JONES M 3pt FG , jump shot missed
18:19	12 TAYLOR E defensive rebound (1)			
18:08	4 WEST I turnover bad pass (1)			
17:55		<b>3-4</b>	<b>-1</b>	0 LANGLEY K 2pt FG from turnover outside the paint, jump shot made (2)
17:40	12 TAYLOR E 3pt FG , jump shot missed			
17:38	35 LANG C offensive rebound (1)			
17:36	35 LANG C 2pt FG second chance outside the paint, jump shot blocked			
17:36				2 BROWN-JONES M block (1)
17:32				3 LANGLEY K defensive rebound (1)
17:28				3 LANGLEY K 2pt FG fast break in the paint, driving layup blocked
17:28	1 SMITH C block (1)			
17:28	defensive rebound (4)			
17:14	5 MANJON E 3pt FG , jump shot made (3)	<b>6-4</b>	<b>2</b>	
16:51				12 ATWELL D 3pt FG , jump shot missed
16:50	1 SMITH C defensive rebound (1)			
16:50	jump ball situation			
16:37	1 SMITH C 3pt FG , jump shot made (6)	<b>9-4</b>	<b>5</b>	
16:37	5 MANJON E assist (1)			
16:22		<b>9-6</b>	<b>3</b>	2 BROWN-JONES M 2pt FG in the paint, jump shot made (4)
16:22				3 LANGLEY K assist (1)
15:59	5 MANJON E 2pt FG in the paint, layup missed			
15:56	35 LANG C offensive rebound (2)			
15:56	35 LANG C 2pt FG second chance in the paint, layup made (2)	<b>11-6</b>	<b>5</b>	
15:46				2 BROWN-JONES M 2pt FG in the paint, jump shot missed
15:44	1 SMITH C defensive rebound (2)			
15:34	1 SMITH C 3pt FG , jump shot made (9)	<b>14-6</b>	<b>8</b>	
15:34	35 LANG C assist (1)			
15:14		<b>14-9</b>	<b>5</b>	0 LANGLEY K 3pt FG , jump shot made (5)
15:14				3 LANGLEY K assist (2)
14:59	1 SMITH C 3pt FG , jump shot missed			
14:56	35 LANG C offensive rebound (3)			
14:56	35 LANG C 2pt FG second chance in the paint, layup missed			



**Officials:** Owen Shortt, A.J. Desai, Matt Jarman

Game Time	Vandy	Score	Diff	UNCG
14:55	35 LANG C offensive rebound (4)			
14:46	5 MANJON E 2pt FG second chance outside the paint, pull up jump shot missed			
14:43	12 TAYLOR E offensive rebound (2)			
14:40	12 TAYLOR E turnover lost ball (1)			0 LANGLEY K steal (1)
14:29	4 WEST I steal (1)			3 LANGLEY K turnover bad pass (1)
14:22	1 SMITH C 3pt FG from turnover, jump shot missed			
14:18	1 SMITH C offensive rebound (3)			
14:16	1 SMITH C turnover lost ball (1)			0 LANGLEY K steal (2)
14:11				3 LANGLEY K 2pt FG from turnover in the paint, driving layup missed
14:08	5 MANJON E defensive rebound (1)			
13:56	35 LANG C 2pt FG outside the paint, jump shot missed			
13:52	1 SMITH C offensive rebound (4)			
13:25	35 LANG C foul offensive (1 - 1)			22 BREATH J foul drawn (1)
13:25	35 LANG C turnover offensive (1)			
13:24	Timeout media			
13:21	4 WEST I substitution out			
13:21	5 MANJON E substitution out			
13:21	3 LEWIS P substitution in			
13:21	21 KAMATEROS T substitution in			
13:21				3 LANGLEY K substitution out
13:21				20 SAIZONOU J substitution in
13:03	3 LEWIS P foul shooting (1 - 2)			0 LANGLEY K foul drawn (1)
13:03				0 LANGLEY K free throw 1 - 3 missed
13:03				offensive dead ball rebound (1)
13:03		<b>14-10</b>	<b>4</b>	0 LANGLEY K free throw 2 - 3 made (6)
13:03		<b>14-11</b>	<b>3</b>	0 LANGLEY K free throw 3 - 3 made (7)
12:43	35 LANG C substitution out			
12:43	23 RIVERA-TORRES J substitution in			
12:43				12 ATWELL D substitution out
12:43				24 CEASER T substitution in
12:43	23 RIVERA-TORRES J 3pt FG , jump shot missed			
12:36	1 SMITH C offensive rebound (5)			
12:36	1 SMITH C 2pt FG second chance in the paint, layup made (11)	<b>16-11</b>	<b>5</b>	
12:27		<b>16-13</b>	<b>3</b>	2 BROWN-JONES M 2pt FG outside the paint, jump shot made (6)
12:27				24 CEASER T assist (1)
12:07	23 RIVERA-TORRES J turnover bad pass (1)			0 LANGLEY K steal (3)
12:04		<b>16-15</b>	<b>1</b>	0 LANGLEY K 2pt FG fast break from turnover in the paint, pull up jump shot made (9)
11:49	3 LEWIS P 3pt FG , jump shot missed			
11:46	12 TAYLOR E offensive rebound (3)			
11:46	12 TAYLOR E foul drawn (1)			24 CEASER T foul personal (1 - 1)
11:46	Timeout media			
11:46	1 SMITH C substitution out			
11:46	24 ROBERTS J substitution in			
11:46				0 LANGLEY K substitution out
11:46				2 BROWN-JONES M substitution out
11:46				3 LANGLEY K substitution in



Official Basketball Play by Play - First Half  
**UNC Greensboro at Vanderbilt**  
 11/14/23 Memorial Gymnasium, Nashville, Tenn.  
 Vanderbilt vs. UNCG

**Game Time:** 7:00 PM  
**Game Duration:** 2:02  
**Attendance:** 5,175

**Officials:** Owen Shortt, A.J. Desai, Matt Jarman

Game Time	Vandy	Score	Diff	UNCG
11:46				13 JONES M substitution in
11:46				22 BREATH J substitution out
11:46				12 ATWELL D substitution in
11:25	3 LEWIS P 2pt FG second chance outside the paint, jump shot missed			
11:23				20 SAIZONOU J defensive rebound (1)
11:13				20 SAIZONOU J 3pt FG , jump shot missed
11:11				12 ATWELL D offensive rebound (1)
11:11	jump ball situation			
11:11	12 TAYLOR E substitution out			
11:11	13 PRESLEY M substitution in			
11:11				12 ATWELL D substitution out
11:11				13 JONES M substitution out
11:11				22 BREATH J substitution in
11:11				35 AHMED A substitution in
11:08				3 LANGLEY K 3pt FG second chance, jump shot missed
11:04	23 RIVERA-TORRES J defensive rebound (1)			
10:52	23 RIVERA-TORRES J 2pt FG in the paint, driving layup made (2)	<b>18-15</b>	<b>3</b>	
10:25				22 BREATH J 2pt FG outside the paint, jump shot missed
10:23	24 ROBERTS J defensive rebound (1)			
10:17	21 KAMATEROS T 3pt FG , jump shot made (3)	<b>21-15</b>	<b>6</b>	
10:17	13 PRESLEY M assist (1)			
09:51		<b>21-17</b>	<b>4</b>	35 AHMED A 2pt FG outside the paint, pull up jump shot made (2)
09:38	13 PRESLEY M foul drawn (1)			35 AHMED A foul personal (1 - 2)
09:38				20 SAIZONOU J substitution out
09:38				24 CEASER T substitution out
09:38				0 LANGLEY K substitution in
09:38				2 BROWN-JONES M substitution in
09:30	21 KAMATEROS T foul drawn (1)			22 BREATH J foul shooting (1 - 3)
09:30	21 KAMATEROS T free throw 1 - 2 missed			
09:30	offensive dead ball rebound (1)			
09:30	21 KAMATEROS T free throw 2 - 2 made (4)	<b>22-17</b>	<b>5</b>	
09:15		<b>22-19</b>	<b>3</b>	2 BROWN-JONES M 2pt FG in the paint, jump shot made (8)
09:02	23 RIVERA-TORRES J 2pt FG outside the paint, pull up jump shot made (4)	<b>24-19</b>	<b>5</b>	
08:53				35 AHMED A 3pt FG , jump shot missed
08:50	defensive rebound (18)			
08:32	3 LEWIS P 2pt FG outside the paint, jump shot made (2)	<b>26-19</b>	<b>7</b>	
08:32	13 PRESLEY M assist (2)			
08:21	23 RIVERA-TORRES J foul drawn (1)			2 BROWN-JONES M foul offensive (1 - 4)
08:21				2 BROWN-JONES M turnover offensive (1)
08:12	13 PRESLEY M turnover bad pass (1)			22 BREATH J steal (1)
07:50				22 BREATH J turnover travel (1)
07:50				Timeout media
07:50	13 PRESLEY M substitution out			
07:50	5 MANJON E substitution in			
07:34	21 KAMATEROS T 3pt FG from turnover, jump shot missed			
07:32	24 ROBERTS J offensive rebound (2)			



Official Basketball Play by Play - First Half  
**UNC Greensboro at Vanderbilt**  
 11/14/23 Memorial Gymnasium, Nashville, Tenn.  
 Vanderbilt vs. UNCG

**Game Time:** 7:00 PM  
**Game Duration:** 2:02  
**Attendance:** 5,175

**Officials:** Owen Shortt, A.J. Desai, Matt Jarman

Game Time	Vandy	Score	Diff	UNCG
07:15	3 LEWIS P 3pt FG from turnover second chance, jump shot missed			
07:15				defensive rebound (5)
07:15				3 LANGLEY K substitution out
07:15				12 ATWELL D substitution in
07:15	21 KAMATEROS T substitution out			
07:15	1 SMITH C substitution in			
07:02				2 BROWN-JONES M 2pt FG in the paint, jump shot missed
06:59	3 LEWIS P defensive rebound (1)			
06:59	3 LEWIS P foul drawn (1)			2 BROWN-JONES M foul personal (2 - 5)
06:59				2 BROWN-JONES M substitution out
06:59				13 JONES M substitution in
06:41	23 RIVERA-TORRES J 2pt FG outside the paint, step back jump shot made (6)	<b>28-19</b>	<b>9</b>	
06:17				35 AHMED A 2pt FG outside the paint, pull up jump shot missed
06:15	24 ROBERTS J defensive rebound (3)			
06:15	24 ROBERTS J foul drawn (1)			22 BREATH J foul personal (2 - 6)
06:15				22 BREATH J substitution out
06:15				24 CEASER T substitution in
05:56	3 LEWIS P 3pt FG , jump shot missed			
05:52	1 SMITH C offensive rebound (6)			
05:49	5 MANJON E 3pt FG second chance, jump shot made (6)	<b>31-19</b>	<b>12</b>	
05:49	1 SMITH C assist (1)			
05:29				12 ATWELL D 3pt FG , jump shot missed
05:27	5 MANJON E defensive rebound (2)			
05:21	5 MANJON E foul drawn (1)			12 ATWELL D foul personal (1 - 7)
05:21	3 LEWIS P substitution out			
05:21	4 WEST I substitution in			
05:21				35 AHMED A substitution out
05:21				3 LANGLEY K substitution in
05:21	5 MANJON E 1&1 free throw 1 made (7)	<b>32-19</b>	<b>13</b>	
05:21	5 MANJON E 1&1 free throw 2 made (8)	<b>33-19</b>	<b>14</b>	
05:01				24 CEASER T 2pt FG outside the paint, jump shot blocked
05:01	24 ROBERTS J block (1)			
04:56				12 ATWELL D offensive rebound (2)
04:54				24 CEASER T 3pt FG second chance, jump shot missed
04:52	23 RIVERA-TORRES J defensive rebound (2)			
04:34	5 MANJON E 2pt FG in the paint, driving layup missed			
04:31				24 CEASER T defensive rebound (1)
04:18				12 ATWELL D 3pt FG , jump shot missed
04:17				offensive rebound (8)
04:17				12 ATWELL D substitution out
04:17				20 SAIZONOU J substitution in
04:17	23 RIVERA-TORRES J substitution out			
04:17	12 TAYLOR E substitution in			
04:14				0 LANGLEY K 3pt FG second chance, jump shot missed
04:12	12 TAYLOR E defensive rebound (4)			
03:49	5 MANJON E 2pt FG in the paint, driving layup made (10)	<b>35-19</b>	<b>16</b>	
03:46				Timeout 30 Sec



Official Basketball Play by Play - First Half  
**UNC Greensboro at Vanderbilt**  
 11/14/23 Memorial Gymnasium, Nashville, Tenn.  
 Vanderbilt vs. UNCG

**Game Time:** 7:00 PM  
**Game Duration:** 2:02  
**Attendance:** 5,175

**Officials:** Owen Shortt, A.J. Desai, Matt Jarman

Game Time	Vandy	Score	Diff	UNCG
03:46	Timeout media			
03:33		<b>35-21</b>	<b>14</b>	0 LANGLEY K 2pt FG in the paint, pull up jump shot made (11)
03:33	4 WEST I foul shooting (1 - 3)			0 LANGLEY K foul drawn (2)
03:33		<b>35-22</b>	<b>13</b>	0 LANGLEY K free throw 1 - 1 made (12)
03:13	5 MANJON E turnover bad pass (1)			
02:55		<b>35-24</b>	<b>11</b>	0 LANGLEY K 2pt FG from turnover in the paint, driving layup made (14)
02:39	4 WEST I 3pt FG , jump shot made (3)	<b>38-24</b>	<b>14</b>	
02:39	24 ROBERTS J assist (1)			
02:30				0 LANGLEY K 3pt FG , jump shot missed
02:25				13 JONES M offensive rebound (1)
02:22		<b>38-27</b>	<b>11</b>	24 CEASER T 3pt FG second chance, jump shot made (3)
02:22				3 LANGLEY K assist (3)
02:06	1 SMITH C 3pt FG , step back jump shot missed			
02:03				defensive rebound (10)
02:03	24 ROBERTS J substitution out			
02:03	21 KAMATEROS T substitution in			
01:37				3 LANGLEY K 3pt FG , pull up jump shot missed
01:34	1 SMITH C defensive rebound (7)			
01:16	12 TAYLOR E 3pt FG , jump shot made (3)	<b>41-27</b>	<b>14</b>	
01:16	5 MANJON E assist (2)			
00:50		<b>41-29</b>	<b>12</b>	0 LANGLEY K 2pt FG outside the paint, jump shot made (16)
00:29	4 WEST I 3pt FG , jump shot missed			
00:25				24 CEASER T defensive rebound (2)
00:25	1 SMITH C foul personal (1 - 4)			20 SAIZONOU J foul drawn (1)
00:05				0 LANGLEY K 3pt FG , jump shot missed
00:05				24 CEASER T offensive rebound (3)
00:05				24 CEASER T turnover out of bounds (1)
00:02	Timeout 30 Sec			
00:02				0 LANGLEY K substitution out
00:02				35 AHMED A substitution in
00:02	4 WEST I turnover bad pass (2)			
00:02				13 JONES M substitution out
00:02				20 SAIZONOU J substitution out
00:02				35 AHMED A substitution out
00:02				0 LANGLEY K substitution in
00:02				2 BROWN-JONES M substitution in
00:02				12 ATWELL D substitution in
00:02	21 KAMATEROS T substitution out			
00:02	23 RIVERA-TORRES J substitution in			
00:02				Timeout 30 Sec
00:01				0 LANGLEY K 3pt FG from turnover, jump shot missed
00:01	defensive rebound (27)			
<b>END OF PERIOD</b>				
<b>Vandy 41-29 UNCG</b>				



Officials: Owen Shortt, A.J. Desai, Matt Jarman

UNC Greensboro - 29

NO.	Name	Min	FG			Rebounds			Fouls		TP	AS	TO	ST	Blocks		+/-
			M-A	M-A	M-A	OR	DR	TOT	PF	FD					BS	BA	
2	Mikeal Brown-Jones	F 10:56	4-7	0-1	0-0	0	0	0	2	0	8	0	1	0	1	0	-4
12	Donovan Atwell	F 10:53	0-3	0-3	0-0	2	0	2	1	0	0	0	0	0	0	0	-10
22	Jalen Breath	F 13:10	0-2	0-0	0-0	0	1	1	2	1	0	0	1	1	0	0	-9
0	Keyshaun Langley	G 17:52	6-10	1-5	3-4	0	0	0	0	2	16	0	0	3	0	0	-9
3	Kobe Langley	G 16:31	0-4	0-2	0-0	0	1	1	0	0	0	3	1	0	0	1	-11
20	Joryam Saizonou	07:57	0-1	0-1	0-0	0	1	1	0	1	0	0	0	0	0	0	3
24	Tim Ceaser	09:20	1-3	1-2	0-0	1	2	3	1	0	3	1	1	0	0	1	-4
13	Miles Jones	07:31	0-0	0-0	0-0	1	0	1	0	0	0	0	0	0	0	0	-5
35	Akrum Ahemed	05:50	1-3	0-1	0-0	0	0	0	1	0	2	0	0	0	0	0	-11
Team						1	2	3			0		0				
<b>Totals</b>			12-33	2-15	3-4	5	7	12	7	4	29	4	4	4	1	2	-12

Shooting By Period		
1st FG%	12-33	36.4%
3PT%	2-15	13.3%
FT%	3-4	75%
GM FG%	12-33	36.4%
3PT%	2-15	13.3%
FT%	3-4	75.0%

Dead Ball Rebounds: 1, 0

Technical Fouls::NONE

Vanderbilt - 41

NO.	Name	Min	FG			Rebounds			Fouls		TP	AS	TO	ST	Blocks		+/-
			M-A	M-A	M-A	OR	DR	TOT	PF	FD					BS	BA	
1	Colin Smith	F 15:29	4-7	3-6	0-0	4	3	7	1	0	11	1	1	0	1	0	6
35	Carter Lang	F 07:17	1-4	0-0	0-0	4	0	4	1	0	2	1	1	0	0	1	3
4	Isaiah West	G 12:00	1-3	1-3	0-0	0	0	0	1	0	3	0	2	1	0	0	5
5	Ezra Manjon	G 14:29	3-6	2-2	2-2	0	2	2	0	1	10	2	1	0	0	0	10
12	Evan Taylor	G 13:06	1-2	1-2	0-0	2	2	4	0	1	3	1	1	0	0	0	-1
3	Paul Lewis	08:00	1-5	0-3	0-0	0	1	1	1	1	2	0	0	0	0	0	7
21	Tasos Kamateros	08:06	1-2	1-2	1-2	0	0	0	0	1	4	0	0	0	0	0	3
23	Jason Rivera-Torres	08:29	3-4	0-1	0-0	0	2	2	0	1	6	0	1	0	0	0	11
24	JaQualon "JQ" Roberts	09:43	0-0	0-0	0-0	1	2	3	0	1	0	1	0	0	1	0	10
13	Malik Presley	03:21	0-0	0-0	0-0	0	0	0	0	1	0	2	1	0	0	0	6
Team						0	4	4			0		0				
<b>Totals</b>			15-33	8-19	3-4	11	16	27	4	7	41	8	8	1	2	1	12

Shooting By Period		
1st FG%	15-33	45.5%
3PT%	8-19	42.1%
FT%	3-4	75%
GM FG%	15-33	45.5%
3PT%	8-19	42.1%
FT%	3-4	75.0%

Dead Ball Rebounds: 1, 0

Technical Fouls::NONE

	UNCG	Vandy
Biggest lead	2 (1st 19:46)	16 (1st 3:49)
Best Scoring Run	5 (1st 13:03)	13 (1st 3:49)
Lead Changes	3	
Times Tied	0	
Time with Lead	01:48	17:58

Points from	UNCG	Vandy
Turnovers	8	0
Paint	10	8
Second Chance	3	7
Fast Breaks	2	0
Bench	5	12

	Period by Period Scoring		
	1st	2nd	TOT
UNCG	29	41	70
Vandy	41	33	74



**Period 2**

**Quarter Starters:**

<b>Vandy</b>	1 Smith C	5 Manjon E	12 Taylor E	35 Lang C	4 West I
<b>UNCG</b>	0 Langley K	2 Brown-Jones M	3 Langley K	12 Atwell D	22 Breath J

Game Time	Vandy	Score	Diff	UNCG
20:00	23 RIVERA-TORRES J substitution out			
20:00	35 LANG C substitution in			
20:00				24 CEASER T substitution out
20:00				22 BREATH J substitution in
19:43	4 WEST I 3pt FG , jump shot made (6)	<b>44-29</b>	<b>15</b>	
19:43	5 MANJON E assist (3)			
19:21		<b>44-31</b>	<b>13</b>	3 LANGLEY K 2pt FG in the paint, jump shot made (2)
19:08	5 MANJON E 2pt FG in the paint, layup made (12)	<b>46-31</b>	<b>15</b>	
19:08	35 LANG C assist (2)			
18:40				2 BROWN-JONES M 2pt FG in the paint, jump shot missed
18:40	5 MANJON E defensive rebound (3)			
18:40	5 MANJON E foul drawn (2)			2 BROWN-JONES M foul personal (3 - 1)
18:40				2 BROWN-JONES M substitution out
18:40				13 JONES M substitution in
18:09	5 MANJON E 2pt FG outside the paint, pull up jump shot missed			
18:07				22 BREATH J defensive rebound (2)
17:54		<b>46-33</b>	<b>13</b>	12 ATWELL D 2pt FG outside the paint, pull up jump shot made (2)
17:31	12 TAYLOR E 3pt FG , jump shot made (6)	<b>49-33</b>	<b>16</b>	
17:31	5 MANJON E assist (4)			
17:12				0 LANGLEY K 2pt FG in the paint, driving layup missed
17:09				22 BREATH J offensive rebound (3)
17:04				3 LANGLEY K 3pt FG second chance, jump shot missed
17:01				0 LANGLEY K offensive rebound (1)
16:54				12 ATWELL D 3pt FG second chance, jump shot missed
16:51	5 MANJON E defensive rebound (4)			
16:47	12 TAYLOR E 3pt FG , jump shot missed			
16:44	1 SMITH C offensive rebound (8)			
16:32	1 SMITH C foul drawn (1)			22 BREATH J foul personal (3 - 2)
16:32				22 BREATH J substitution out
16:32				24 CEASER T substitution in
16:32				13 JONES M substitution out
16:32				34 KAUZONAS D substitution in
16:24	1 SMITH C 3pt FG second chance, jump shot missed			
16:23				3 LANGLEY K defensive rebound (2)
16:16				3 LANGLEY K 2pt FG outside the paint, pull up jump shot missed
16:13	1 SMITH C defensive rebound (9)			
16:04	5 MANJON E 2pt FG outside the paint, turnaround jump shot made (14)	<b>51-33</b>	<b>18</b>	
15:42		<b>51-36</b>	<b>15</b>	0 LANGLEY K 3pt FG , jump shot made (19)
15:20	35 LANG C turnover lost ball (2)			
15:20	Timeout media			
15:20	4 WEST I substitution out			





**UNC Greensboro at Vanderbilt**

11/14/23 Memorial Gymnasium, Nashville, Tenn.  
Vanderbilt vs. UNCG

Officials: Owen Shortt, A.J. Desai, Matt Jarman

Game Time	Vandy	Score	Diff	UNCG
15:20	12 TAYLOR E substitution out			
15:20	3 LEWIS P substitution in			
15:20	23 RIVERA-TORRES J substitution in			
15:06		<b>51-39</b>	<b>12</b>	0 LANGLEY K 3pt FG from turnover, jump shot made (22)
15:06				3 LANGLEY K assist (4)
14:40	23 RIVERA-TORRES J foul drawn (2)			12 ATWELL D foul personal (2 - 3)
14:40				12 ATWELL D substitution out
14:40				35 AHMED A substitution in
14:25	23 RIVERA-TORRES J 2pt FG outside the paint, step back jump shot made (8)	<b>53-39</b>	<b>14</b>	
14:05		<b>53-41</b>	<b>12</b>	35 AHMED A 2pt FG outside the paint, jump shot made (4)
13:37	3 LEWIS P turnover bad pass (1)			
13:37	35 LANG C substitution out			
13:37	21 KAMATEROS T substitution in			
13:37				3 LANGLEY K substitution out
13:37				20 SAIZONOU J substitution in
13:23	21 KAMATEROS T foul personal (1 - 1)			20 SAIZONOU J foul drawn (2)
13:20		<b>53-43</b>	<b>10</b>	0 LANGLEY K 2pt FG from turnover in the paint, layup made (24)
12:54	1 SMITH C 2pt FG in the paint, driving layup blocked			
12:54				34 KAUZONAS D block (1)
12:52				24 CEASER T defensive rebound (4)
12:52	23 RIVERA-TORRES J foul personal (1 - 2)			24 CEASER T foul drawn (1)
12:38				24 CEASER T 3pt FG , jump shot missed
12:36	1 SMITH C defensive rebound (10)			
12:23	3 LEWIS P foul drawn (2)			20 SAIZONOU J foul personal (1 - 4)
12:23				0 LANGLEY K substitution out
12:23				3 LANGLEY K substitution in
12:09	23 RIVERA-TORRES J 3pt FG , jump shot missed			
12:07				24 CEASER T defensive rebound (5)
11:55				20 SAIZONOU J 2pt FG in the paint, floating jump shot missed
11:51	23 RIVERA-TORRES J defensive rebound (3)			
11:38	23 RIVERA-TORRES J 2pt FG outside the paint, jump shot missed			
11:34				35 AHMED A defensive rebound (1)
11:23				turnover 10 sec back court (5)
11:23	Timeout media			
11:23	1 SMITH C substitution out			
11:23	5 MANJON E substitution out			
11:23	4 WEST I substitution in			
11:23	24 ROBERTS J substitution in			
11:23				20 SAIZONOU J substitution out
11:23				0 LANGLEY K substitution in
11:10	3 LEWIS P 3pt FG from turnover, jump shot missed			
11:10				defensive dead ball rebound (2)
11:10				34 KAUZONAS D substitution out
11:10				2 BROWN-JONES M substitution in
11:03				35 AHMED A 3pt FG , jump shot missed
11:00	3 LEWIS P defensive rebound (2)			
10:55				4 SO M substitution out



**UNC Greensboro at Vanderbilt**

11/14/23 Memorial Gymnasium, Nashville, Tenn.  
Vanderbilt vs. UNCG

Game Time: 7:00 PM

Game Duration: 2:02

Attendance: 5,175

Officials: Owen Shortt, A.J. Desai, Matt Jarman

Game Time	Vandy	Score	Diff	UNCG
10:55				3 LANGLEY K substitution in
10:29	3 LEWIS P 2pt FG in the paint, pull up jump shot missed			
10:27				3 LANGLEY K defensive rebound (3)
10:17				2 BROWN-JONES M 3pt FG , jump shot missed
10:13	23 RIVERA-TORRES J defensive rebound (4)			
10:09				35 AHMED A substitution out
10:09				12 ATWELL D substitution in
10:09				24 CEASER T substitution out
10:09				22 BREATH J substitution in
09:52	21 KAMATEROS T 3pt FG , jump shot made (7)	<b>56-43</b>	<b>13</b>	
09:52	3 LEWIS P assist (1)			
09:43	3 LEWIS P foul shooting (2 - 3)			0 LANGLEY K foul drawn (3)
09:43		<b>56-44</b>	<b>12</b>	0 LANGLEY K free throw 1 - 2 made (25)
09:43		<b>56-45</b>	<b>11</b>	0 LANGLEY K free throw 2 - 2 made (26)
09:18	23 RIVERA-TORRES J 3pt FG , jump shot missed			
09:16				2 BROWN-JONES M defensive rebound (1)
09:09		<b>56-47</b>	<b>9</b>	2 BROWN-JONES M 2pt FG in the paint, layup made (10)
09:09	24 ROBERTS J foul shooting (1 - 4)			2 BROWN-JONES M foul drawn (1)
09:09	4 WEST I substitution out			
09:09	23 RIVERA-TORRES J substitution out			
09:09	5 MANJON E substitution in			
09:09	12 TAYLOR E substitution in			
09:09				2 BROWN-JONES M free throw 1 - 1 missed
09:07	24 ROBERTS J defensive rebound (4)			
08:50	21 KAMATEROS T 3pt FG , jump shot missed			
08:48				22 BREATH J defensive rebound (4)
08:28		<b>56-49</b>	<b>7</b>	2 BROWN-JONES M 2pt FG in the paint, layup made (12)
08:12	24 ROBERTS J foul offensive (2 - 5)			2 BROWN-JONES M foul drawn (2)
08:12	24 ROBERTS J turnover offensive (1)			
08:12				3 LANGLEY K substitution out
08:12				20 SAIZONOU J substitution in
08:12	24 ROBERTS J substitution out			
08:12	1 SMITH C substitution in			
08:02				12 ATWELL D 2pt FG from turnover outside the paint, pull up jump shot missed
07:59	21 KAMATEROS T defensive rebound (1)			
07:43	5 MANJON E foul drawn (3)			0 LANGLEY K foul shooting (1 - 5)
07:43	Timeout media			
07:43				20 SAIZONOU J substitution out
07:43				3 LANGLEY K substitution in
07:43	5 MANJON E free throw 1 - 2 made (15)	<b>57-49</b>	<b>8</b>	
07:43	5 MANJON E free throw 2 - 2 made (16)	<b>58-49</b>	<b>9</b>	
07:32				12 ATWELL D 3pt FG , jump shot missed
07:26	defensive rebound (38)			
07:17	12 TAYLOR E foul drawn (2)			12 ATWELL D foul personal (3 - 6)
07:17				12 ATWELL D substitution out
07:17				35 AHMED A substitution in
07:13	5 MANJON E 2pt FG in the paint, driving layup missed			
07:11				22 BREATH J defensive rebound (5)



**UNC Greensboro at Vanderbilt**

11/14/23 Memorial Gymnasium, Nashville, Tenn.  
Vanderbilt vs. UNCG

**Game Time:** 7:00 PM  
**Game Duration:** 2:02  
**Attendance:** 5,175

**Officials:** Owen Shortt, A.J. Desai, Matt Jarman

Game Time	Vandy	Score	Diff	UNCG
06:58				0 LANGLEY K 3pt FG , jump shot missed
06:56				22 BREATH J offensive rebound (6)
06:51				3 LANGLEY K 2pt FG second chance outside the paint, floating jump shot missed
06:47	12 TAYLOR E defensive rebound (5)			
06:40	21 KAMATEROS T 3pt FG , jump shot missed			
06:39				2 BROWN-JONES M defensive rebound (2)
06:39	1 SMITH C foul personal (2 - 6)			2 BROWN-JONES M foul drawn (3)
06:18		<b>58-51</b>	<b>7</b>	35 AHMED A 2pt FG in the paint, jump shot made (6)
05:56	1 SMITH C 2pt FG outside the paint, turnaround jump shot missed			
05:54				35 AHMED A defensive rebound (2)
05:35				0 LANGLEY K 2pt FG in the paint, floating jump shot missed
05:33	5 MANJON E defensive rebound (5)			
05:10	1 SMITH C 2pt FG in the paint, jump shot made (13)	<b>60-51</b>	<b>9</b>	
04:53		<b>60-53</b>	<b>7</b>	2 BROWN-JONES M 2pt FG in the paint, driving layup made (14)
04:37	12 TAYLOR E 2pt FG outside the paint, pull up jump shot missed			
04:34				22 BREATH J defensive rebound (7)
04:23		<b>60-56</b>	<b>4</b>	2 BROWN-JONES M 3pt FG , jump shot made (17)
04:23				3 LANGLEY K assist (5)
03:53	5 MANJON E foul drawn (4)			22 BREATH J foul shooting (4 - 7)
03:53	Timeout media			
03:53	3 LEWIS P substitution out			
03:53	12 TAYLOR E substitution out			
03:53	21 KAMATEROS T substitution out			
03:53	13 PRESLEY M substitution in			
03:53	23 RIVERA-TORRES J substitution in			
03:53	24 ROBERTS J substitution in			
03:53	5 MANJON E free throw 1 - 2 made (17)	<b>61-56</b>	<b>5</b>	
03:53	5 MANJON E free throw 2 - 2 made (18)	<b>62-56</b>	<b>6</b>	
03:35		<b>62-58</b>	<b>4</b>	2 BROWN-JONES M 2pt FG in the paint, layup made (19)
03:14	5 MANJON E 2pt FG in the paint, layup blocked			
03:14				22 BREATH J block (1)
03:08	24 ROBERTS J offensive rebound (5)			
03:08	24 ROBERTS J 2pt FG second chance in the paint, layup missed			
03:05				3 LANGLEY K defensive rebound (4)
02:51	13 PRESLEY M substitution out			
02:51	12 TAYLOR E substitution in			
02:50		<b>62-60</b>	<b>2</b>	3 LANGLEY K 2pt FG outside the paint, pull up jump shot made (4)
02:32	12 TAYLOR E 2pt FG outside the paint, jump shot made (8)	<b>64-60</b>	<b>4</b>	
02:16				2 BROWN-JONES M 2pt FG in the paint, driving layup missed
02:13				22 BREATH J offensive rebound (8)
02:09				0 LANGLEY K 2pt FG second chance in the paint, driving layup blocked
02:09	24 ROBERTS J block (2)			
02:09	23 RIVERA-TORRES J defensive rebound (5)			
01:55	5 MANJON E foul drawn (5)			3 LANGLEY K foul personal (1 - 8)



**UNC Greensboro at Vanderbilt**

11/14/23 Memorial Gymnasium, Nashville, Tenn.  
Vanderbilt vs. UNCG

**Game Time:** 7:00 PM  
**Game Duration:** 2:02  
**Attendance:** 5,175

**Officials:** Owen Shortt, A.J. Desai, Matt Jarman

Game Time	Vandy	Score	Diff	UNCG
01:55				22 BREATH J substitution out
01:55				12 ATWELL D substitution in
01:55	5 MANJON E 1&1 free throw 1 made (19)	<b>65-60</b>	<b>5</b>	
01:55	5 MANJON E 1&1 free throw 2 made (20)	<b>66-60</b>	<b>6</b>	
01:39				0 LANGLEY K 3pt FG , jump shot missed
01:36	5 MANJON E defensive rebound (6)			
01:10	5 MANJON E foul drawn (6)			2 BROWN-JONES M foul shooting (4 - 9)
01:10	5 MANJON E free throw 1 - 2 made (21)	<b>67-60</b>	<b>7</b>	
01:10				35 AHMED A substitution out
01:10				22 BREATH J substitution in
01:10	5 MANJON E free throw 2 - 2 made (22)	<b>68-60</b>	<b>8</b>	
00:52				0 LANGLEY K 2pt FG in the paint, driving layup missed
00:48				0 LANGLEY K offensive rebound (2)
00:48				0 LANGLEY K 2pt FG second chance in the paint, layup missed
00:48				2 BROWN-JONES M offensive rebound (3)
00:48		<b>68-62</b>	<b>6</b>	2 BROWN-JONES M 2pt FG second chance in the paint, layup made (21)
00:48				Timeout 30 Sec
00:48				Timeout media
00:48	23 RIVERA-TORRES J substitution out			
00:48	24 ROBERTS J substitution out			
00:48	3 LEWIS P substitution in			
00:48	21 KAMATEROS T substitution in			
00:48				22 BREATH J substitution out
00:48				35 AHMED A substitution in
00:41	Timeout 30 Sec			
00:39	5 MANJON E turnover lost ball (2)			35 AHMED A steal (1)
00:36		<b>68-64</b>	<b>4</b>	35 AHMED A 2pt FG fast break from turnover in the paint, driving layup made (8)
00:31	12 TAYLOR E foul drawn (3)			0 LANGLEY K foul personal (2 - 10)
00:31	12 TAYLOR E free throw 1 - 2 made (9)	<b>69-64</b>	<b>5</b>	
00:31	3 LEWIS P substitution out			
00:31	23 RIVERA-TORRES J substitution in			
00:31	12 TAYLOR E free throw 2 - 2 made (10)	<b>70-64</b>	<b>6</b>	
00:22		<b>70-67</b>	<b>3</b>	2 BROWN-JONES M 3pt FG , jump shot made (24)
00:22				3 LANGLEY K assist (6)
00:22				Timeout 60 Sec
00:22	23 RIVERA-TORRES J substitution out			
00:22	3 LEWIS P substitution in			
00:16	12 TAYLOR E foul drawn (4)			3 LANGLEY K foul personal (2 - 11)
00:16	12 TAYLOR E free throw 1 - 2 made (11)	<b>71-67</b>	<b>4</b>	
00:16	3 LEWIS P substitution out			
00:16	21 KAMATEROS T substitution out			
00:16	4 WEST I substitution in			
00:16	23 RIVERA-TORRES J substitution in			
00:16	12 TAYLOR E free throw 2 - 2 made (12)	<b>72-67</b>	<b>5</b>	
00:08		<b>72-70</b>	<b>2</b>	3 LANGLEY K 3pt FG , jump shot made (7)
00:06	5 MANJON E foul drawn (7)			12 ATWELL D foul personal (4 - 12)
00:06	5 MANJON E free throw 1 - 2 made (23)	<b>73-70</b>	<b>3</b>	
00:06	5 MANJON E free throw 2 - 2 made (24)	<b>74-70</b>	<b>4</b>	



Official Basketball Play by Play - Second Half  
**UNC Greensboro at Vanderbilt**  
11/14/23 Memorial Gymnasium, Nashville, Tenn.  
Vanderbilt vs. UNCG

**Game Time:** 7:00 PM  
**Game Duration:** 2:02  
**Attendance:** 5,175

**Officials:** Owen Shortt, A.J. Desai, Matt Jarman

Game Time	Vandy	Score	Diff	UNCG
00:02				12 ATWELL D 3pt FG , jump shot missed
00:02	1 SMITH C defensive rebound (11)			
<b>END OF GAME</b>				
<b>Vandy 74-70 UNCG</b>				



Officials: Owen Shortt, A.J. Desai, Matt Jarman

UNC Greensboro - 41

NO.	Name	Min	FG			Rebounds			Fouls		TP	AS	TO	ST	Blocks		+/-
			M-A	M-A	M-A	OR	DR	TOT	PF	FD					BS	BA	
2	Mikeal Brown-Jones	F 12:30	7-10	2-3	0-1	1	2	3	2	3	16	0	0	0	0	0	3
12	Donovan Atwell	F 10:07	1-5	0-3	0-0	0	0	0	3	0	2	0	0	0	0	0	1
22	Jalen Breath	F 12:04	0-0	0-0	0-0	3	4	7	2	0	0	0	0	0	1	0	3
0	Keyshaun Langley	G 19:00	3-10	2-4	2-2	2	0	2	2	1	10	0	0	0	0	1	8
3	Kobe Langley	G 18:17	3-6	1-2	0-0	0	3	3	2	0	7	3	0	0	0	0	6
13	Miles Jones	02:08	0-0	0-0	0-0	0	0	0	0	0	0	0	0	0	0	0	-1
24	Tim Ceaser	06:23	0-1	0-1	0-0	0	2	2	0	1	0	0	0	0	0	0	6
34	Domas Kauzonas	05:22	0-0	0-0	0-0	0	0	0	0	0	0	0	0	0	1	0	6
35	Akrum Ahemed	11:26	3-4	0-1	0-0	0	2	2	0	0	6	0	0	1	0	0	6
20	Joryam Saizonou	02:43	0-1	0-0	0-0	0	0	0	1	1	0	0	0	0	0	0	2
Team						0	0	0			0		1				
<b>Totals</b>			17-37	5-14	2-3	6	13	19	12	6	41	3	1	1	2	1	8

Shooting By Period		
2 <sup>nd</sup> FG%	17-37	45.9%
3PT%	5-14	35.7%
FT%	2-3	66.7%
GM FG%	17-37	45.9%
3PT%	5-14	35.7%
FT%	2-3	66.7%

Dead Ball Rebounds: 0, 1

Technical Fouls::NONE

Vanderbilt - 33

NO.	Name	Min	FG			Rebounds			Fouls		TP	AS	TO	ST	Blocks		+/-
			M-A	M-A	M-A	OR	DR	TOT	PF	FD					BS	BA	
1	Colin Smith	F 16:49	1-4	0-1	0-0	1	3	4	1	1	2	0	0	0	0	1	-5
35	Carter Lang	F 06:23	0-0	0-0	0-0	0	0	0	0	0	0	1	1	0	0	0	0
4	Isaiah West	G 07:11	1-1	1-1	0-0	0	0	0	0	0	3	0	0	0	0	0	2
5	Ezra Manjon	G 17:46	2-5	0-0	10-10	0	4	4	0	6	14	2	1	0	0	1	-7
12	Evan Taylor	G 12:47	2-4	1-2	4-4	0	1	1	0	3	9	0	0	0	0	0	-2
3	Paul Lewis	11:49	0-2	0-1	0-0	0	1	1	1	1	0	1	1	0	0	0	-11
23	Jason Rivera-Torres	09:42	1-4	0-2	0-0	0	3	3	1	1	2	0	0	0	0	0	-6
21	Tasos Kamateros	10:15	1-3	1-3	0-0	0	1	1	1	0	3	0	0	0	0	0	-10
24	JaQualon "JQ" Roberts	06:16	0-1	0-0	0-0	1	1	2	2	0	0	0	1	0	1	0	-1
13	Malik Presley	01:02	0-0	0-0	0-0	0	0	0	0	0	0	0	0	0	0	0	0
Team						0	1	1			0		0				
<b>Totals</b>			8-24	3-10	14-14	2	15	17	6	12	33	4	4	0	1	2	-8

Shooting By Period		
2 <sup>nd</sup> FG%	8-24	33.3%
3PT%	3-10	30.0%
FT%	14-14	100%
GM FG%	8-24	33.3%
3PT%	3-10	30.0%
FT%	14-14	100.0%

Dead Ball Rebounds: 0, 0

Technical Fouls::NONE

	UNCG	Vandy
Biggest lead	0 (1 <sup>st</sup> 20:00)	18 (2 <sup>nd</sup> 16:04)
Best Scoring Run	6(2 <sup>nd</sup> 15:06)	6(2 <sup>nd</sup> 1:10)
Lead Changes	0	
Times Tied	0	
Time with Lead	00:00	19:43

Points from	UNCG	Vandy
Turnovers	7	0
Paint	18	4
Second Chance	2	0
Fast Breaks	2	0
Bench	6	5

	Period by Period Scoring		
	1st	2nd	TOT
UNCG	29	41	70
Vandy	41	33	74



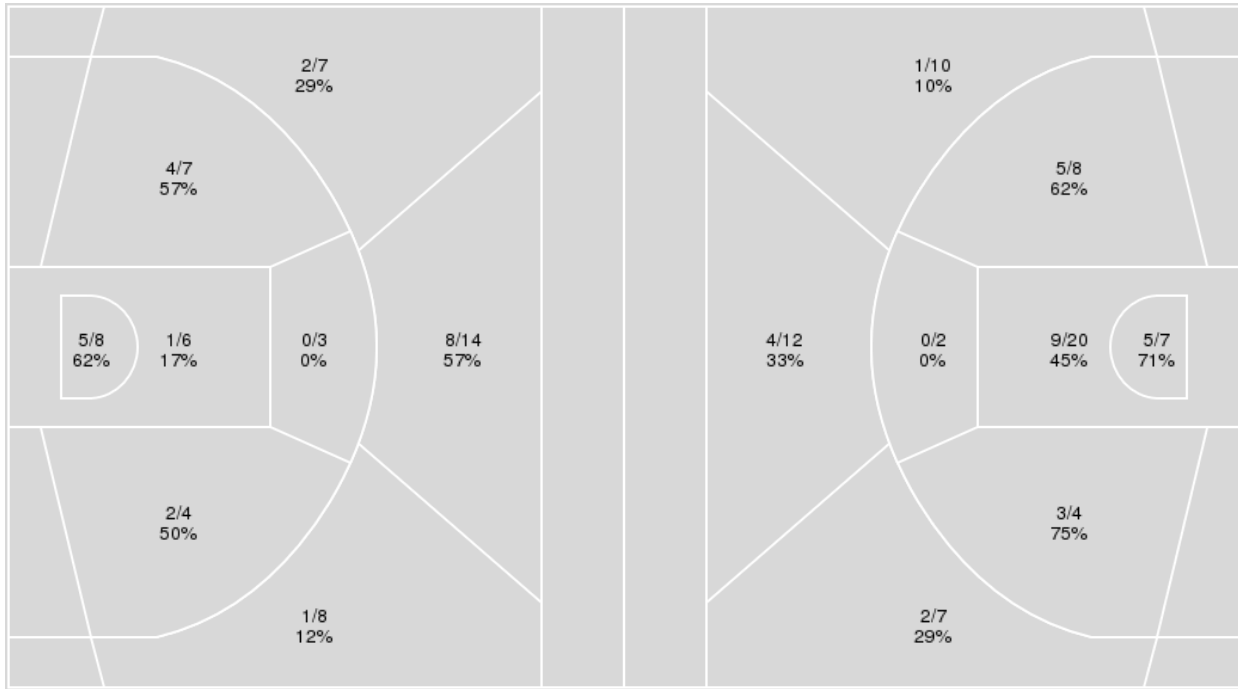
**Officials:** Owen Shortt, A.J. Desai, Matt Jarman

{ Players => 0, 1, 2, 3, 4, 5, 10, 12, 13, 15, 21, 22, 23, 24, 25, 34, 35; }  
 FG Types => All; Results => All;

{ Players => 0, 2, 3, 4, 11, 12, 13, 14, 20, 22, 24, 33, 34, 35; } FG  
 Types => All; Results => All;

**Vanderbilt**

**UNC Greensboro**



Vanderbilt	M/A	%
Field Goals	23/57	40
2 Points	12/28	43
3 Points	11/29	38
Free Throws	17/18	94

UNC Greensboro	M/A	%
Field Goals	29/70	41
2 Points	22/41	54
3 Points	7/29	24
Free Throws	5/7	71



**UNC Greensboro at Vanderbilt**

11/14/23 Memorial Gymnasium, Nashville, Tenn.

Vanderbilt vs. UNCG

Game Time: 7:00 PM

Game Duration: 2:02

Attendance: 5,175

Officials: Owen Shortt, A.J. Desai, Matt Jarman

**UNC Greensboro**

No	Name	Mins		Score		Points Diff		Points per Min		Assists		Rebounds		Steals		Turnovers	
		On	Off	On	Off	On	Off	On	Off	On	Off	On	Off	On	Off	On	Off
0	Keyshaun Langley	36:52	03:08	68 - 69	2 - 5	-1	-3	1.84	0.64	7	0	27	4	5	0	4	1
2	Mikeal Brown-Jones	23:26	16:34	46 - 47	24 - 27	-1	-3	1.96	1.45	5	2	15	16	5	0	3	2
3	Kobe Langley	34:48	05:12	62 - 67	8 - 7	-5	1	1.78	1.54	6	1	30	1	4	1	5	0
12	Donovan Atwell	20:60	19:00	37 - 46	33 - 28	-9	5	1.76	1.74	4	3	15	16	3	2	1	4
13	Miles Jones	09:39	30:21	12 - 18	58 - 56	-6	2	1.24	1.91	1	6	12	19	0	5	1	4
20	Joryam Saizonou	10:40	29:20	20 - 15	50 - 59	5	-9	1.87	1.70	2	5	9	22	1	4	2	3
22	Jalen Breath	25:14	14:46	42 - 48	28 - 26	-6	2	1.66	1.90	4	3	17	14	4	1	3	2
24	Tim Ceaser	15:43	24:17	26 - 24	44 - 50	2	-6	1.65	1.81	3	4	14	17	1	4	2	3
34	Domas Kauzonas	05:22	34:38	10 - 4	60 - 70	6	-10	1.86	1.73	1	6	4	27	0	5	1	4
35	Akrum Ahemed	17:16	22:44	27 - 32	43 - 42	-5	1	1.56	1.89	2	5	12	19	2	3	3	2

**Vanderbilt**

No	Name	Mins		Score		Points Diff		Points per Min		Assists		Rebounds		Steals		Turnovers	
		On	Off	On	Off	On	Off	On	Off	On	Off	On	Off	On	Off	On	Off
1	Colin Smith	32:18	07:42	61 - 60	13 - 10	1	3	1.89	1.69	9	3	37	7	1	0	10	2
3	Paul Lewis	19:49	20:11	28 - 32	46 - 38	-4	8	1.41	2.28	4	8	19	25	0	1	5	7
4	Isaiah West	19:11	20:49	40 - 33	34 - 37	7	-3	2.09	1.63	9	3	24	20	1	0	7	5
5	Ezra Manjon	32:15	07:45	59 - 56	15 - 14	3	1	1.83	1.94	9	3	37	7	1	0	10	2
12	Evan Taylor	25:53	14:07	50 - 53	24 - 17	-3	7	1.93	1.70	8	4	30	14	1	0	10	2
13	Malik Presley	04:23	35:37	12 - 6	62 - 64	6	-2	2.74	1.74	2	10	4	40	0	1	1	11
21	Tasos Kamateros	18:22	21:38	25 - 32	49 - 38	-7	11	1.36	2.26	4	8	16	28	0	1	5	7
23	Jason Rivera-Torres	18:10	21:50	36 - 31	38 - 39	5	-1	1.98	1.74	4	8	20	24	0	1	3	9
24	JaQualon "JQ" Roberts	15:59	24:01	33 - 24	41 - 46	9	-5	2.06	1.71	5	7	16	28	0	1	3	9
35	Carter Lang	13:40	26:20	26 - 23	48 - 47	3	1	1.90	1.82	6	6	17	27	1	0	6	6

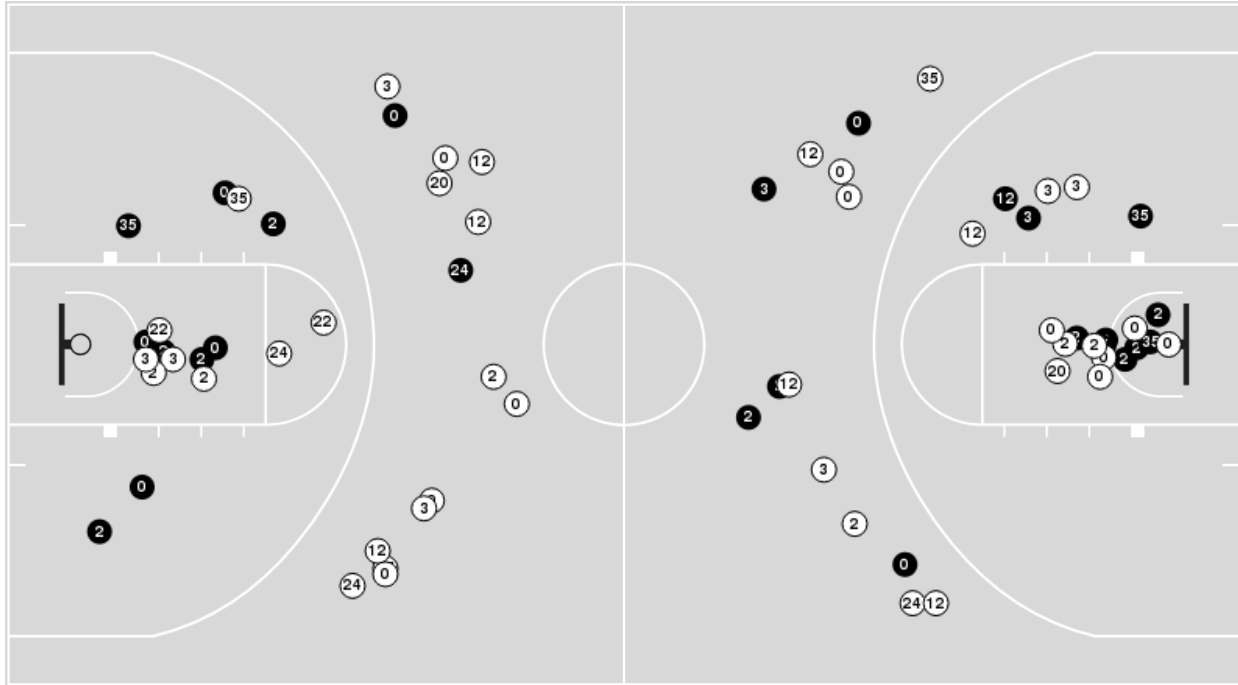




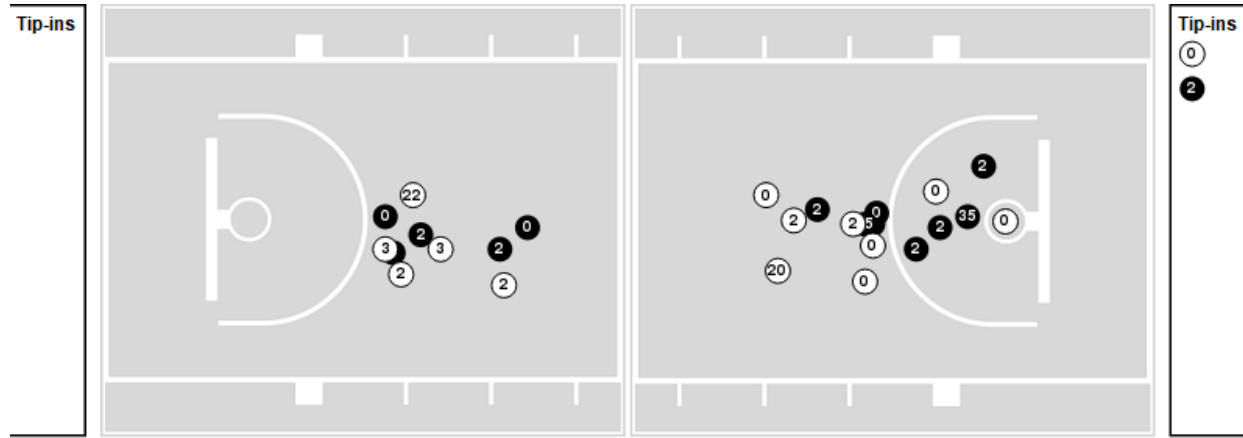
Players => 0, 2, 3, 4, 11, 12, 13, 14, 20, 22, 24, 33, 34, 35FG Types=>AllResults=>All

**UNC Greensboro**

**All Field Goals**



**Blow Up Chart**



**N** Made    **O** Missed    **N** - Player Number

UNC Greensboro	M/A	%
Field Goals	29/70	41
2 Points	22/41	54
3 Points	7/29	24
Free Throws	5/7	71

UNC Greensboro	M/A	%
Points in the Paint	28 (14 / 27)	52
Fast Break Points	4 (2/3)	67
Second Chance Points	5 (2/10)	20
Effective FG%	46	

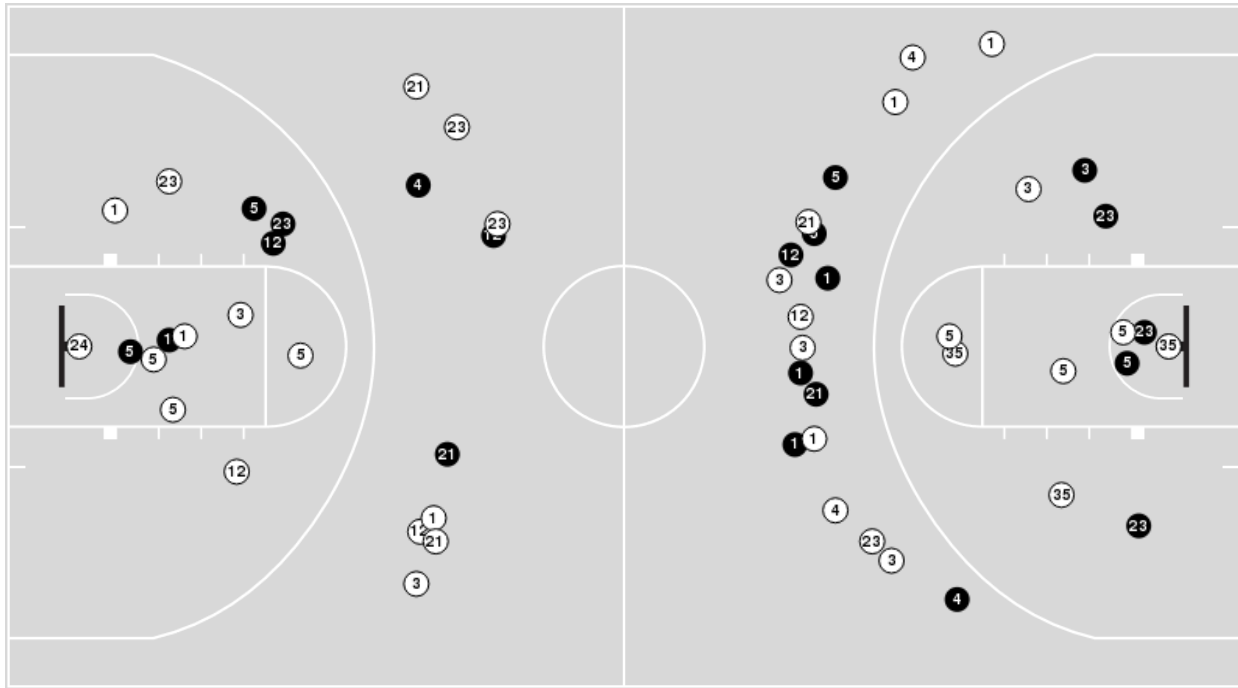


**Officials:** Owen Shortt, A.J. Desai, Matt Jarman

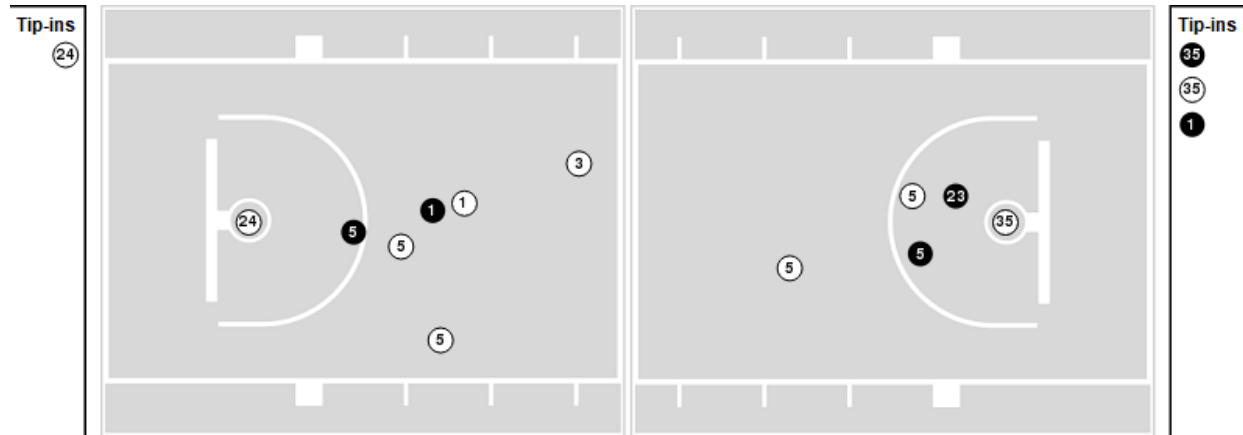
Players => 0, 1, 2, 3, 4, 5, 10, 12, 13, 15, 21, 22, 23, 24, 25, 34, 35FG Types=>AllResults=>All

**Vanderbilt**

**All Field Goals**



**Blow Up Chart**



● Made ○ Missed N - Player Number

Vanderbilt	M/A	%
Field Goals	23/57	40
2 Points	12/28	43
3 Points	11/29	38
Free Throws	17/18	94

Vanderbilt	M/A	%
Points in the Paint	12 (6 / 14)	43
Fast Break Points	0 (0/0)	0
Second Chance Points	7 (3/10)	30
Effective FG%	50	



**Officials:** Owen Shortt, A.J. Desai, Matt Jarman

**UNC Greensboro**

Lineup	Quarter On	Time On	Quarter Off	Time Off	Time on Court	Score	Score Diff	Reb	Stl	Tov	Ass	PPP
0- Langley K/ 2- Brown-Jones M/ 3- Langley K/ 12- Atwell D/ 22- Breath J/	1	20:00	1	13:21	06:39	9-14	-5	2	2	1	2	0.8182
0- Langley K/ 2- Brown-Jones M/ 12- Atwell D/ 20- Saizonou J/ 22- Breath J/	1	13:21	1	12:43	00:38	2-0	2	0	0	0	0	1.5152
0- Langley K/ 2- Brown-Jones M/ 20- Saizonou J/ 22- Breath J/ 24- Ceaser T/	1	12:43	1	11:46	00:57	4-2	2	0	1	0	1	2.0000
3- Langley K/ 12- Atwell D/ 13- Jones M/ 20- Saizonou J/ 24- Ceaser T/	1	11:46	1	11:11	00:35	0-0	0	2	0	0	0	0.0000
3- Langley K/ 20- Saizonou J/ 22- Breath J/ 24- Ceaser T/ 35- Ahemed A/	1	11:11	1	09:38	01:33	2-5	-3	0	0	0	0	0.6667
0- Langley K/ 2- Brown-Jones M/ 3- Langley K/ 22- Breath J/ 35- Ahemed A/	1	09:38	1	07:15	02:23	2-5	-3	1	1	2	0	0.5000
0- Langley K/ 2- Brown-Jones M/ 12- Atwell D/ 22- Breath J/ 35- Ahemed A/	1	07:15	1	06:59	00:16	0-0	0	0	0	0	0	0.0000
0- Langley K/ 12- Atwell D/ 13- Jones M/ 22- Breath J/ 35- Ahemed A/	1	06:59	1	06:15	00:44	0-2	-2	0	0	0	0	0.0000
0- Langley K/ 12- Atwell D/ 13- Jones M/ 24- Ceaser T/ 35- Ahemed A/	1	06:15	1	05:21	00:54	0-3	-3	0	0	0	0	0.0000
0- Langley K/ 3- Langley K/ 12- Atwell D/ 13- Jones M/ 24- Ceaser T/	1	05:21	1	04:17	01:04	0-2	-2	3	0	0	0	0.0000
0- Langley K/ 3- Langley K/ 13- Jones M/ 20- Saizonou J/ 24- Ceaser T/	1	04:17	1	00:02	04:14	10-8	2	4	0	1	1	1.3441
3- Langley K/ 13- Jones M/ 20- Saizonou J/ 24- Ceaser T/ 35- Ahemed A/	1	00:02	1	00:02	00:00	0-0	0	0	0	0	0	0.0000
0- Langley K/ 2- Brown-Jones M/ 3- Langley K/ 12- Atwell D/ 24- Ceaser T/	1	00:02	2	20:00	00:02	0-0	0	0	0	0	0	0.0000
0- Langley K/ 2- Brown-Jones M/ 3- Langley K/ 12- Atwell D/ 22- Breath J/	2	20:00	2	18:40	01:20	2-5	-3	0	0	0	0	1.0000
0- Langley K/ 3- Langley K/ 12- Atwell D/ 13- Jones M/ 22- Breath J/	2	18:40	2	16:32	02:08	2-3	-1	3	0	0	0	1.0000
0- Langley K/ 3- Langley K/ 12- Atwell D/ 13- Jones M/ 24- Ceaser T/	2	16:32	2	16:32	00:00	0-0	0	0	0	0	0	0.0000
0- Langley K/ 3- Langley K/ 12- Atwell D/ 24- Ceaser T/ 34- Kauzonas D/	2	16:32	2	14:40	01:52	6-2	4	1	0	0	1	2.0000
0- Langley K/ 3- Langley K/ 24- Ceaser T/ 34- Kauzonas D/ 35- Ahemed A/	2	14:40	2	13:37	01:03	2-2	0	0	0	0	0	2.0000
0- Langley K/ 20- Saizonou J/ 24- Ceaser T/ 34- Kauzonas D/ 35- Ahemed A/	2	13:37	2	12:23	01:14	2-0	2	1	0	0	0	1.0000
3- Langley K/ 20- Saizonou J/ 24- Ceaser T/ 34- Kauzonas D/ 35- Ahemed A/	2	12:23	2	11:23	01:00	0-0	0	2	0	1	0	0.0000
0- Langley K/ 3- Langley K/ 24- Ceaser T/ 34- Kauzonas D/ 35- Ahemed A/	2	11:23	2	11:10	00:13	0-0	0	0	0	0	0	0.0000
0- Langley K/ 2- Brown-Jones M/ 4- So M/ 24- Ceaser T/ 35- Ahemed A/	2	11:10	2	10:55	00:15	0-0	0	0	0	0	0	0.0000
0- Langley K/ 2- Brown-Jones M/ 3- Langley K/ 24- Ceaser T/ 35- Ahemed A/	2	10:55	2	10:09	00:46	0-0	0	1	0	0	0	0.0000
0- Langley K/ 2- Brown-Jones M/ 3- Langley K/ 12- Atwell D/ 24- Ceaser T/	2	10:09	2	10:09	00:00	0-0	0	0	0	0	0	0.0000
0- Langley K/ 2- Brown-Jones M/ 3- Langley K/ 12- Atwell D/ 22- Breath J/	2	10:09	2	08:12	01:57	6-3	3	2	0	0	0	1.8072
0- Langley K/ 2- Brown-Jones M/ 12- Atwell D/ 20- Saizonou J/ 22- Breath J/	2	08:12	2	07:43	00:29	0-0	0	0	0	0	0	0.0000
0- Langley K/ 2- Brown-Jones M/ 3- Langley K/ 12- Atwell D/ 22- Breath J/	2	07:43	2	07:17	00:26	0-2	-2	0	0	0	0	0.0000
0- Langley K/ 2- Brown-Jones M/ 3- Langley K/ 22- Breath J/ 35- Ahemed A/	2	07:17	2	01:55	05:22	11-6	5	7	0	0	1	1.3750
0- Langley K/ 2- Brown-Jones M/ 3- Langley K/ 12- Atwell D/ 35- Ahemed A/	2	01:55	2	01:10	00:45	0-3	-3	0	0	0	0	0.0000
0- Langley K/ 2- Brown-Jones M/ 3- Langley K/ 12- Atwell D/ 22- Breath J/	2	01:10	2	00:48	00:22	2-1	1	2	0	0	0	2.0000
0- Langley K/ 2- Brown-Jones M/ 3- Langley K/ 12- Atwell D/ 35- Ahemed A/	2	00:48	2	00:00	00:48	8-6	2	0	1	0	1	2.0000



**Officials:** Owen Shortt, A.J. Desai, Matt Jarman

**Vanderbilt**

Lineup	Quarter On	Time On	Quarter Off	Time Off	Time on Court	Score	Score Diff	Reb	Stl	Tov	Ass	PPP
1- Smith C/ 4- West I/ 5- Manjon E/ 12- Taylor E/ 35- Lang C/	1	20:00	1	13:21	06:39	14-9	5	13	1	4	3	1.2727
1- Smith C/ 3- Lewis P/ 12- Taylor E/ 21- Kamateros T/ 35- Lang C/	1	13:21	1	12:43	00:38	0-2	-2	0	0	0	0	0.0000
1- Smith C/ 3- Lewis P/ 12- Taylor E/ 21- Kamateros T/ 23- Rivera-Torres J/	1	12:43	1	11:46	00:57	2-4	-2	2	0	1	0	1.0000
3- Lewis P/ 12- Taylor E/ 21- Kamateros T/ 23- Rivera-Torres J/ 24- Roberts J/	1	11:46	1	11:11	00:35	0-0	0	0	0	0	0	0.0000
3- Lewis P/ 13- Presley M/ 21- Kamateros T/ 23- Rivera-Torres J/ 24- Roberts J/	1	11:11	1	07:50	03:21	10-4	6	3	0	1	2	1.7007
3- Lewis P/ 5- Manjon E/ 21- Kamateros T/ 23- Rivera-Torres J/ 24- Roberts J/	1	07:50	1	07:15	00:35	0-0	0	1	0	0	0	0.0000
1- Smith C/ 3- Lewis P/ 5- Manjon E/ 23- Rivera-Torres J/ 24- Roberts J/	1	07:15	1	05:21	01:54	5-0	5	4	0	0	1	2.5000
1- Smith C/ 4- West I/ 5- Manjon E/ 23- Rivera-Torres J/ 24- Roberts J/	1	05:21	1	04:17	01:04	2-0	2	1	0	0	0	1.0638
1- Smith C/ 4- West I/ 5- Manjon E/ 12- Taylor E/ 24- Roberts J/	1	04:17	1	02:03	02:14	5-8	-3	1	0	1	1	1.2500
1- Smith C/ 4- West I/ 5- Manjon E/ 12- Taylor E/ 21- Kamateros T/	1	02:03	1	00:02	02:00	3-2	1	1	0	1	1	1.0000
1- Smith C/ 4- West I/ 5- Manjon E/ 12- Taylor E/ 23- Rivera-Torres J/	1	00:02	2	20:00	00:02	0-0	0	1	0	0	0	0.0000
1- Smith C/ 4- West I/ 5- Manjon E/ 12- Taylor E/ 35- Lang C/	2	20:00	2	15:20	04:40	10-7	3	4	0	1	3	1.4286
1- Smith C/ 3- Lewis P/ 5- Manjon E/ 23- Rivera-Torres J/ 35- Lang C/	2	15:20	2	13:37	01:43	2-5	-3	0	0	1	0	1.0000
1- Smith C/ 3- Lewis P/ 5- Manjon E/ 21- Kamateros T/ 23- Rivera-Torres J/	2	13:37	2	11:23	02:14	0-2	-2	2	0	0	0	0.0000
3- Lewis P/ 4- West I/ 21- Kamateros T/ 23- Rivera-Torres J/ 24- Roberts J/	2	11:23	2	09:09	02:14	3-4	-1	2	0	0	1	0.7500
3- Lewis P/ 5- Manjon E/ 12- Taylor E/ 21- Kamateros T/ 24- Roberts J/	2	09:09	2	08:12	00:57	0-2	-2	1	0	1	0	0.0000
1- Smith C/ 3- Lewis P/ 5- Manjon E/ 12- Taylor E/ 21- Kamateros T/	2	08:12	2	03:53	04:19	4-7	-3	4	0	0	0	0.6803
1- Smith C/ 5- Manjon E/ 13- Presley M/ 23- Rivera-Torres J/ 24- Roberts J/	2	03:53	2	02:51	01:02	2-2	0	1	0	0	0	1.0638
1- Smith C/ 5- Manjon E/ 12- Taylor E/ 23- Rivera-Torres J/ 24- Roberts J/	2	02:51	2	00:48	02:03	6-4	2	2	0	0	0	2.1739
1- Smith C/ 3- Lewis P/ 5- Manjon E/ 12- Taylor E/ 21- Kamateros T/	2	00:48	2	00:31	00:16	1-2	-1	0	0	1	0	0.6944
1- Smith C/ 5- Manjon E/ 12- Taylor E/ 21- Kamateros T/ 23- Rivera-Torres J/	2	00:31	2	00:22	00:09	1-3	-2	0	0	0	0	2.2727
1- Smith C/ 3- Lewis P/ 5- Manjon E/ 12- Taylor E/ 21- Kamateros T/	2	00:22	2	00:16	00:05	1-0	1	0	0	0	0	2.2727
1- Smith C/ 4- West I/ 5- Manjon E/ 12- Taylor E/ 23- Rivera-Torres J/	2	00:16	2	00:00	00:16	3-3	0	1	0	0	0	2.2727



**Officials:** Owen Shortt, A.J. Desai, Matt Jarman

**UNC Greensboro**

Lineup	Time	Score	Score Diff	Pts/Min	Reb	Stl	Tov	Ass	PPP
0- Langley K/ 2- Brown-Jones M/ 3- Langley K/ 12- Atwell D/ 22- Breath J/	10:44	19-25	-6	1.7702	6	2	1	2	1.0371
0- Langley K/ 2- Brown-Jones M/ 3- Langley K/ 22- Breath J/ 35- Ahemed A/	07:45	13-11	2	1.6774	8	1	2	1	1.0833
0- Langley K/ 3- Langley K/ 13- Jones M/ 20- Saizonou J/ 24- Ceaser T/	04:14	10-8	2	2.3594	4	0	1	1	1.3441
0- Langley K/ 3- Langley K/ 12- Atwell D/ 13- Jones M/ 22- Breath J/	02:08	2-3	-1	0.9375	3	0	0	0	1.0000
0- Langley K/ 3- Langley K/ 12- Atwell D/ 24- Ceaser T/ 34- Kauzonas D/	01:52	6-2	4	3.2143	1	0	0	1	2.0000
3- Langley K/ 20- Saizonou J/ 22- Breath J/ 24- Ceaser T/ 35- Ahemed A/	01:33	2-5	-3	1.2903	0	0	0	0	0.6667
0- Langley K/ 2- Brown-Jones M/ 3- Langley K/ 12- Atwell D/ 35- Ahemed A/	01:33	8-9	-1	5.1613	0	1	0	1	1.6000
0- Langley K/ 3- Langley K/ 24- Ceaser T/ 34- Kauzonas D/ 35- Ahemed A/	01:16	2-2	0	1.5789	0	0	0	0	2.0000
0- Langley K/ 20- Saizonou J/ 24- Ceaser T/ 34- Kauzonas D/ 35- Ahemed A/	01:14	2-0	2	1.6216	1	0	0	0	1.0000
0- Langley K/ 2- Brown-Jones M/ 12- Atwell D/ 20- Saizonou J/ 22- Breath J/	01:07	2-0	2	1.7910	0	0	0	0	0.8621
0- Langley K/ 3- Langley K/ 12- Atwell D/ 13- Jones M/ 24- Ceaser T/	01:04	0-2	-2	0.0000	3	0	0	0	0.0000
3- Langley K/ 20- Saizonou J/ 24- Ceaser T/ 34- Kauzonas D/ 35- Ahemed A/	01:00	0-0	0	0.0000	2	0	1	0	0.0000
0- Langley K/ 2- Brown-Jones M/ 20- Saizonou J/ 22- Breath J/ 24- Ceaser T/	00:57	4-2	2	4.2105	0	1	0	1	2.0000
0- Langley K/ 12- Atwell D/ 13- Jones M/ 24- Ceaser T/ 35- Ahemed A/	00:54	0-3	-3	0.0000	0	0	0	0	0.0000
0- Langley K/ 2- Brown-Jones M/ 3- Langley K/ 24- Ceaser T/ 35- Ahemed A/	00:46	0-0	0	0.0000	1	0	0	0	0.0000
0- Langley K/ 12- Atwell D/ 13- Jones M/ 22- Breath J/ 35- Ahemed A/	00:44	0-2	-2	0.0000	0	0	0	0	0.0000
3- Langley K/ 12- Atwell D/ 13- Jones M/ 20- Saizonou J/ 24- Ceaser T/	00:35	0-0	0	0.0000	2	0	0	0	0.0000
0- Langley K/ 2- Brown-Jones M/ 12- Atwell D/ 22- Breath J/ 35- Ahemed A/	00:16	0-0	0	0.0000	0	0	0	0	0.0000
0- Langley K/ 2- Brown-Jones M/ 4- So M/ 24- Ceaser T/ 35- Ahemed A/	00:15	0-0	0	0.0000	0	0	0	0	0.0000
0- Langley K/ 2- Brown-Jones M/ 3- Langley K/ 12- Atwell D/ 24- Ceaser T/	00:02	0-0	0	0.0000	0	0	0	0	0.0000
3- Langley K/ 13- Jones M/ 20- Saizonou J/ 24- Ceaser T/ 35- Ahemed A/	00:00	0-0	0	NaN	0	0	0	0	0.0000



**Officials:** Owen Shortt, A.J. Desai, Matt Jarman

**Vanderbilt**

Lineup	Time	Score	Score Diff	Pts/Min	Reb	Stl	Tov	Ass	PPP
1- Smith C/ 4- West I/ 5- Manjon E/ 12- Taylor E/ 35- Lang C/	11:19	24-16	8	2.1208	17	1	5	6	1.3333
1- Smith C/ 3- Lewis P/ 5- Manjon E/ 12- Taylor E/ 21- Kamateros T/	04:41	6-9	-3	1.2798	4	0	1	0	0.7732
3- Lewis P/ 13- Presley M/ 21- Kamateros T/ 23- Rivera-Torres J/ 24- Roberts J/	03:21	10-4	6	2.9851	3	0	1	2	1.7007
1- Smith C/ 4- West I/ 5- Manjon E/ 12- Taylor E/ 24- Roberts J/	02:14	5-8	-3	2.2388	1	0	1	1	1.2500
1- Smith C/ 3- Lewis P/ 5- Manjon E/ 21- Kamateros T/ 23- Rivera-Torres J/	02:14	0-2	-2	0.0000	2	0	0	0	0.0000
3- Lewis P/ 4- West I/ 21- Kamateros T/ 23- Rivera-Torres J/ 24- Roberts J/	02:14	3-4	-1	1.3433	2	0	0	1	0.7500
1- Smith C/ 5- Manjon E/ 12- Taylor E/ 23- Rivera-Torres J/ 24- Roberts J/	02:03	6-4	2	2.9268	2	0	0	0	2.1739
1- Smith C/ 4- West I/ 5- Manjon E/ 12- Taylor E/ 21- Kamateros T/	02:00	3-2	1	1.4963	1	0	1	1	1.0000
1- Smith C/ 3- Lewis P/ 5- Manjon E/ 23- Rivera-Torres J/ 24- Roberts J/	01:54	5-0	5	2.6316	4	0	0	1	2.5000
1- Smith C/ 3- Lewis P/ 5- Manjon E/ 23- Rivera-Torres J/ 35- Lang C/	01:43	2-5	-3	1.1650	0	0	1	0	1.0000
1- Smith C/ 4- West I/ 5- Manjon E/ 23- Rivera-Torres J/ 24- Roberts J/	01:04	2-0	2	1.8750	1	0	0	0	1.0638
1- Smith C/ 5- Manjon E/ 13- Presley M/ 23- Rivera-Torres J/ 24- Roberts J/	01:02	2-2	0	1.9355	1	0	0	0	1.0638
1- Smith C/ 3- Lewis P/ 12- Taylor E/ 21- Kamateros T/ 23- Rivera-Torres J/	00:57	2-4	-2	2.1053	2	0	1	0	1.0000
3- Lewis P/ 5- Manjon E/ 12- Taylor E/ 21- Kamateros T/ 24- Roberts J/	00:57	0-2	-2	0.0000	1	0	1	0	0.0000
1- Smith C/ 3- Lewis P/ 12- Taylor E/ 21- Kamateros T/ 35- Lang C/	00:38	0-2	-2	0.0000	0	0	0	0	0.0000
3- Lewis P/ 12- Taylor E/ 21- Kamateros T/ 23- Rivera-Torres J/ 24- Roberts J/	00:35	0-0	0	0.0000	0	0	0	0	0.0000
3- Lewis P/ 5- Manjon E/ 21- Kamateros T/ 23- Rivera-Torres J/ 24- Roberts J/	00:35	0-0	0	0.0000	1	0	0	0	0.0000
1- Smith C/ 4- West I/ 5- Manjon E/ 12- Taylor E/ 23- Rivera-Torres J/	00:19	3-3	0	9.2784	2	0	0	0	2.2727
1- Smith C/ 5- Manjon E/ 12- Taylor E/ 21- Kamateros T/ 23- Rivera-Torres J/	00:09	1-3	-2	6.6667	0	0	0	0	2.2727