



NC State at Vanderbilt

11/23/23 Michelob Ultra Arena, Las Vegas
2023-24 Men's Basketball

Officials: Ray Natili, Terry Oglesby, Randy Richardson

NC State - 84

Record: 4-0

NO.	Name	F	Min	FG	3P	FT	Rebounds			Fouls		TP	AS	TO	ST	Blocks		+/-	
				M-A	M-A	M-A	OR	DR	TOT	PF	FD					BS	BA		
23	Mohamed Diarra	F	07:05	1-3	0-1	0-0	1	0	1	2	0	2	0	0	0	0	0	0	-3
30	D.J. Burns Jr.	F	29:15	6-18	0-0	1-1	6	3	9	4	1	13	4	4	3	0	1	-2	
0	DJ Horne	G	25:01	2-7	2-3	3-4	0	1	1	3	3	9	2	0	1	0	0	-12	
1	Jayden Taylor	G	24:32	6-12	1-3	5-7	1	2	3	3	4	18	2	1	2	0	0	4	
14	Casey Morsell	G	36:02	4-11	2-5	2-2	1	4	5	1	3	12	2	2	2	1	2	10	
11	Dennis Parker, Jr.		33:23	7-10	2-3	2-4	1	8	9	2	3	18	2	1	0	2	0	11	
12	Michael O'Connell		26:34	3-6	1-4	2-2	0	4	4	1	1	9	4	3	3	0	0	9	
34	Ben Middlebrooks		10:15	0-2	0-0	0-0	0	2	2	5	0	0	0	1	1	0	0	10	
10	Breon Pass		07:53	1-1	0-0	1-1	0	1	1	1	1	3	1	0	0	0	0	3	
Team							1	1	2			0		0					
Totals				30-70	8-19	16-21	11	26	37	22	16	84	17	12	12	3	3	6	

Shooting By Period		
1 st FG%	18-33	54.5%
3PT%	5-9	55.6%
FT%	2-3	66.7%
2 nd FG%	12-37	32.4%
3PT%	3-10	30.0%
FT%	14-18	77.8%
GM FG%	30-70	42.9%
3PT%	8-19	42.1%
FT%	16-21	76.2%

Dead Ball Rebounds: 3, 0

Technical Fouls: Horne 2nd 5:34

Vanderbilt - 78

Record: 3-2

NO.	Name	F	Min	FG	3P	FT	Rebounds			Fouls		TP	AS	TO	ST	Blocks		+/-
				M-A	M-A	M-A	OR	DR	TOT	PF	FD					BS	BA	
1	Colin Smith	F	24:27	2-6	0-4	0-0	0	5	5	1	0	4	0	0	2	0	0	5
2	Ven-Allen Lubin	F	28:06	6-10	0-1	4-4	2	6	8	3	3	16	1	2	1	1	0	2
0	Tyrin Lawrence	G	28:56	5-11	1-2	10-14	0	7	7	4	9	21	2	5	4	0	1	4
3	Paul Lewis	G	32:08	3-8	2-6	0-0	0	4	4	3	0	8	3	3	0	0	0	5
12	Evan Taylor	G	28:12	4-8	1-2	0-0	1	2	3	1	0	9	1	0	1	2	1	0
4	Isaiah West		05:44	0-0	0-0	1-2	0	0	0	0	1	1	0	1	0	0	0	-6
34	Lee Dort		07:02	0-0	0-0	1-4	0	2	2	1	2	1	0	1	0	0	0	-11
10	Jordan Williams		09:21	1-2	0-1	2-2	0	1	1	2	1	4	3	2	0	0	0	-11
23	Jason Rivera-Torres		19:03	3-7	3-4	3-4	2	1	3	1	3	12	0	2	1	0	0	-8
21	Tasos Kamateros		12:28	0-2	0-2	0-0	2	1	3	1	1	0	0	1	0	0	0	-14
24	JaQualon "JQ" Roberts		04:33	1-2	0-0	0-0	1	0	1	0	1	2	1	1	0	0	1	4
Team							1	2	3			0		1				
Totals				25-56	7-22	21-30	9	31	40	17	21	78	11	19	9	3	3	-6

Shooting By Period		
1 st FG%	12-29	41.4%
3PT%	2-11	18.2%
FT%	7-12	58.3%
2 nd FG%	13-27	48.1%
3PT%	5-11	45.5%
FT%	14-18	77.8%
GM FG%	25-56	44.6%
3PT%	7-22	31.8%
FT%	21-30	70.0%

Dead Ball Rebounds: 5, 0

Technical Fouls: Lawrence 2nd 5:34

	NCSt.	Vandy	Points from	NCSt.	Vandy	Period by Period Scoring			
Biggest lead	17 (2 nd 11:36)	6 (1 st 16:50)	Turnovers	16	15		1st	2nd	TOT
Best Scoring Run	9 (2 nd 14:01)	12 (2 nd 17:12)	Paint	44	30	NCSt.	43	41	84
Lead Changes	1		Second Chance	11	13	Vandy	33	45	78
Times Tied	2		Fast Breaks	23	7				
Time with Lead	30:08	08:42	Bench	30	20				



Period 1

Quarter Starters:

Vandy	0 Lawrence T	1 Smith C	2 Lubin V	3 Lewis P	12 Taylor E
NCSt.	0 Horne D	1 Taylor J	14 Morsell C	23 Diarra M	30 Burns Jr. D

Game Time	Vandy	Score	Diff	NCSt.
20:00	2 LUBIN V jumpball won			23 DIARRA M jumpball lost
19:40	0 LAWRENCE T 2pt FG in the paint, driving layup made (2)	2-0	2	
19:18				30 BURNS JR. D 2pt FG outside the paint, turnaround jump shot missed
19:15	0 LAWRENCE T defensive rebound (1)			
19:14	0 LAWRENCE T turnover lost ball (1)			1 TAYLOR J steal (1)
19:08	2 LUBIN V steal (1)			1 TAYLOR J turnover lost ball (1)
19:02	0 LAWRENCE T foul drawn (1)			1 TAYLOR J foul personal (1 - 1)
18:45	2 LUBIN V 2pt FG from turnover in the paint, step back jump shot missed			
18:41				30 BURNS JR. D defensive rebound (1)
18:31		2-2	0	23 DIARRA M 2pt FG in the paint, driving layup made (2)
17:58	2 LUBIN V 2pt FG outside the paint, step back jump shot made (2)	4-2	2	
17:58	3 LEWIS P assist (1)			
17:45	12 TAYLOR E steal (1)			14 MORSELL C turnover lost ball (1)
17:42	0 LAWRENCE T 2pt FG fast break from turnover in the paint, layup made (4)	6-2	4	
17:22				30 BURNS JR. D 2pt FG outside the paint, jump shot missed
17:20	defensive rebound (2)			
17:20	0 LAWRENCE T substitution out			
17:20	4 WEST I substitution in			
17:20				23 DIARRA M substitution out
17:20				11 PARKER, JR. D substitution in
16:50	12 TAYLOR E 2pt FG outside the paint, jump shot made (2)	8-2	6	
16:32				30 BURNS JR. D 2pt FG in the paint, layup missed
16:29				30 BURNS JR. D offensive rebound (2)
16:28		8-5	3	11 PARKER, JR. D 3pt FG second chance, jump shot made (3)
16:28				30 BURNS JR. D assist (1)
15:59	3 LEWIS P 2pt FG in the paint, driving layup missed			
15:56				1 TAYLOR J defensive rebound (1)
15:54				0 HORNE D 2pt FG outside the paint, pull up jump shot missed
15:50	3 LEWIS P defensive rebound (1)			
15:36	1 SMITH C 3pt FG , jump shot missed			
15:33				1 TAYLOR J defensive rebound (2)
15:24				1 TAYLOR J 2pt FG in the paint, pull up jump shot missed
15:22	1 SMITH C defensive rebound (1)			
15:09	3 LEWIS P turnover lost ball (1)			14 MORSELL C steal (1)
15:09	3 LEWIS P foul personal (1 - 1)			14 MORSELL C foul drawn (1)
15:09	Timeout media			
15:09	2 LUBIN V substitution out			
15:09	4 WEST I substitution out			
15:09	0 LAWRENCE T substitution in			
15:09	34 DORT L substitution in			



NC State at Vanderbilt

11/23/23 Michelob Ultra Arena, Las Vegas
2023-24 Men's Basketball

Officials: Ray Natili, Terry Oglesby, Randy Richardson

Game Time	Vandy	Score	Diff	NCSt.
15:09				0 HORNE D substitution out
15:09				30 BURNS JR. D substitution out
15:09				12 O'CONNELL M substitution in
15:09				34 MIDDLEBROOKS B substitution in
14:53				1 TAYLOR J 2pt FG from turnover in the paint, pull up jump shot missed
14:51	3 LEWIS P defensive rebound (2)			
14:42	34 DORT L foul drawn (1)			11 PARKER, JR. D foul shooting (1 - 2)
14:42	34 DORT L free throw 1 - 2 missed			
14:42	offensive dead ball rebound (1)			
14:42	34 DORT L free throw 2 - 2 made (1)	9-5	4	
14:42				1 TAYLOR J substitution out
14:42				0 HORNE D substitution in
14:26				0 HORNE D 2pt FG in the paint, pull up jump shot missed
14:23	34 DORT L defensive rebound (1)			
14:00	3 LEWIS P 3pt FG , jump shot missed			
13:57				12 O'CONNELL M defensive rebound (1)
13:55	1 SMITH C steal (1)			12 O'CONNELL M turnover bad pass (1)
13:46	3 LEWIS P foul offensive (2 - 2)			0 HORNE D foul drawn (1)
13:46	3 LEWIS P turnover offensive (2)			
13:46				34 MIDDLEBROOKS B substitution out
13:46				30 BURNS JR. D substitution in
13:46	3 LEWIS P substitution out			
13:46	10 WILLIAMS J substitution in			
13:29				30 BURNS JR. D 2pt FG from turnover in the paint, layup missed
13:26	0 LAWRENCE T defensive rebound (2)			
13:17	0 LAWRENCE T turnover bad pass (2)			12 O'CONNELL M steal (1)
13:12		9-7	2	11 PARKER, JR. D 2pt FG fast break from turnover in the paint, dunk, made (5)
13:12				12 O'CONNELL M assist (1)
13:01	0 LAWRENCE T 2pt FG in the paint, layup made (6)	11-7	4	
13:01	10 WILLIAMS J assist (1)			
12:46		11-9	2	11 PARKER, JR. D 2pt FG in the paint, layup made (7)
12:46				0 HORNE D assist (1)
12:46	34 DORT L foul shooting (1 - 3)			11 PARKER, JR. D foul drawn (1)
12:46	12 TAYLOR E substitution out			
12:46	23 RIVERA-TORRES J substitution in			
12:46				11 PARKER, JR. D free throw 1 - 1 missed
12:45	0 LAWRENCE T defensive rebound (3)			
12:24	1 SMITH C 3pt FG , jump shot missed			
12:21				11 PARKER, JR. D defensive rebound (1)
12:16		11-11	0	12 O'CONNELL M 2pt FG in the paint, driving layup made (2)
11:59	23 RIVERA-TORRES J 3pt FG , jump shot made (3)	14-11	3	
11:59	10 WILLIAMS J assist (2)			
11:48		14-13	1	14 MORSELL C 2pt FG in the paint, driving layup made (2)
11:48	Timeout media			
11:48	1 SMITH C substitution out			
11:48	34 DORT L substitution out			
11:48	2 LUBIN V substitution in			



NC State at Vanderbilt

11/23/23 Michelob Ultra Arena, Las Vegas
2023-24 Men's Basketball

Officials: Ray Natili, Terry Oglesby, Randy Richardson

Game Time	Vandy	Score	Diff	NCSt.
11:48	21 KAMATEROS T substitution in			
11:48				11 PARKER, JR. D substitution out
11:48				23 DIARRA M substitution in
11:21	23 RIVERA-TORRES J 3pt FG , jump shot missed			
11:18	21 KAMATEROS T offensive rebound (1)			
11:20	21 KAMATEROS T foul drawn (1)			12 O'CONNELL M foul personal (1 - 3)
11:20				14 MORSELL C substitution out
11:20				1 TAYLOR J substitution in
11:11	0 LAWRENCE T 2pt FG second chance in the paint, driving layup made (8)	16-13	3	
11:11	0 LAWRENCE T foul drawn (2)			30 BURNS JR. D foul shooting (1 - 4)
11:11	0 LAWRENCE T free throw 1 - 1 made (9)	17-13	4	
10:47				12 O'CONNELL M 3pt FG , jump shot missed
10:45				30 BURNS JR. D offensive rebound (3)
10:41		17-15	2	1 TAYLOR J 2pt FG second chance in the paint, layup made (2)
10:41				30 BURNS JR. D assist (2)
10:21	0 LAWRENCE T 3pt FG , jump shot missed			
10:20	23 RIVERA-TORRES J offensive rebound (1)			
10:20	23 RIVERA-TORRES J foul drawn (1)			0 HORNE D foul personal (1 - 5)
10:20				12 O'CONNELL M substitution out
10:20				14 MORSELL C substitution in
10:17	23 RIVERA-TORRES J 2pt FG second chance outside the paint, floating jump shot missed			
10:14				30 BURNS JR. D defensive rebound (4)
10:08		17-18	-1	0 HORNE D 3pt FG , jump shot made (3)
10:08				14 MORSELL C assist (1)
09:57	10 WILLIAMS J turnover bad pass (1)			30 BURNS JR. D steal (1)
09:39		17-20	-3	30 BURNS JR. D 2pt FG from turnover in the paint, driving layup made (2)
09:32	0 LAWRENCE T foul drawn (3)			23 DIARRA M foul personal (1 - 6)
09:27	0 LAWRENCE T foul drawn (4)			0 HORNE D foul shooting (2 - 7)
09:27	0 LAWRENCE T free throw 1 - 3 missed			
09:27	offensive dead ball rebound (2)			
09:27	0 LAWRENCE T free throw 2 - 3 made (10)	18-20	-2	
09:27	10 WILLIAMS J substitution out			
09:27	4 WEST I substitution in			
09:27				0 HORNE D substitution out
09:27				11 PARKER, JR. D substitution in
09:27	0 LAWRENCE T free throw 3 - 3 made (11)	19-20	-1	
09:09		19-23	-4	14 MORSELL C 3pt FG , jump shot made (5)
09:09				1 TAYLOR J assist (1)
08:59	4 WEST I turnover lost ball (1)			
08:59				23 DIARRA M substitution out
08:59				12 O'CONNELL M substitution in
08:54				14 MORSELL C 3pt FG from turnover, jump shot missed
08:51				30 BURNS JR. D offensive rebound (5)
08:50		19-25	-6	30 BURNS JR. D 2pt FG from turnover second chance in the paint, layup made (4)
08:44	23 RIVERA-TORRES J foul drawn (2)			1 TAYLOR J foul personal (2 - 8)
08:44	0 LAWRENCE T substitution out			



NC State at Vanderbilt

11/23/23 Michelob Ultra Arena, Las Vegas
2023-24 Men's Basketball

Officials: Ray Natili, Terry Oglesby, Randy Richardson

Game Time	Vandy	Score	Diff	NCSt.
08:44	12 TAYLOR E substitution in			
08:44	23 RIVERA-TORRES J 1&1 free throw 1 made (4)	20-25	-5	
08:44	23 RIVERA-TORRES J 1&1 free throw 2 missed			
08:43				14 MORSELL C defensive rebound (1)
08:25				30 BURNS JR. D 2pt FG in the paint, step back jump shot missed
08:22	2 LUBIN V defensive rebound (1)			
08:04	2 LUBIN V 2pt FG in the paint, turnaround jump shot missed			
08:00	23 RIVERA-TORRES J offensive rebound (2)			
08:00	23 RIVERA-TORRES J 2pt FG second chance in the paint, layup missed			
07:59				11 PARKER, JR. D defensive rebound (2)
07:53		20-27	-7	30 BURNS JR. D 2pt FG in the paint, layup made (6)
07:53				11 PARKER, JR. D assist (1)
07:53	2 LUBIN V foul shooting (1 - 4)			30 BURNS JR. D foul drawn (1)
07:53	Timeout media			
07:53	21 KAMATEROS T substitution out			
07:53	1 SMITH C substitution in			
07:53				1 TAYLOR J substitution out
07:53				10 PASS B substitution in
07:53		20-28	-8	30 BURNS JR. D free throw 1 - 1 made (7)
07:44	4 WEST I foul drawn (1)			10 PASS B foul personal (1 - 9)
07:44	4 WEST I 1&1 free throw 1 made (1)	21-28	-7	
07:44	4 WEST I 1&1 free throw 2 missed			
07:41	2 LUBIN V offensive rebound (2)			
07:40	2 LUBIN V 2pt FG second chance in the paint, layup made (4)	23-28	-5	
07:24				11 PARKER, JR. D 3pt FG , jump shot missed
07:22				30 BURNS JR. D offensive rebound (6)
07:20		23-30	-7	30 BURNS JR. D 2pt FG second chance in the paint, layup made (9)
06:51	2 LUBIN V turnover out of bounds (1)			
06:28				11 PARKER, JR. D 2pt FG from turnover in the paint, layup missed
06:25	2 LUBIN V defensive rebound (3)			
06:01	12 TAYLOR E 3pt FG , jump shot missed			
05:59				11 PARKER, JR. D defensive rebound (3)
05:54	2 LUBIN V substitution out			
05:54	4 WEST I substitution out			
05:54	3 LEWIS P substitution in			
05:54	21 KAMATEROS T substitution in			
05:54				30 BURNS JR. D substitution out
05:54				34 MIDDLEBROOKS B substitution in
05:48		23-32	-9	10 PASS B 2pt FG in the paint, driving layup made (2)
05:48	1 SMITH C foul shooting (1 - 5)			10 PASS B foul drawn (1)
05:48	23 RIVERA-TORRES J substitution out			
05:48	0 LAWRENCE T substitution in			
05:48		23-33	-10	10 PASS B free throw 1 - 1 made (3)
05:25	1 SMITH C 2pt FG in the paint, driving layup made (2)	25-33	-8	
05:13		25-36	-11	12 O'CONNELL M 3pt FG , jump shot made (5)
05:13				11 PARKER, JR. D assist (2)



NC State at Vanderbilt

11/23/23 Michelob Ultra Arena, Las Vegas
2023-24 Men's Basketball

Officials: Ray Natili, Terry Oglesby, Randy Richardson

Game Time	Vandy	Score	Diff	NCSt.
04:45	1 SMITH C 3pt FG , jump shot missed			
04:42				34 MIDDLEBROOKS B defensive rebound (1)
04:33	0 LAWRENCE T steal (1)			11 PARKER, JR. D turnover lost ball (1)
04:27	0 LAWRENCE T 2pt FG from turnover in the paint, driving layup blocked			
04:27				14 MORSELL C block (1)
04:27				34 MIDDLEBROOKS B defensive rebound (2)
04:20		25-38	-13	12 O'CONNELL M 2pt FG fast break in the paint, floating jump shot made (7)
04:20	Timeout 30 Sec			
04:20	Timeout media			
04:03	0 LAWRENCE T foul drawn (5)			34 MIDDLEBROOKS B foul personal (1 - 10)
04:03	0 LAWRENCE T free throw 1 - 2 made (12)	26-38	-12	
04:03	0 LAWRENCE T free throw 2 - 2 missed			
03:59				11 PARKER, JR. D defensive rebound (4)
03:49				12 O'CONNELL M turnover travel (2)
03:28	3 LEWIS P 3pt FG from turnover, jump shot made (3)	29-38	-9	
03:28	0 LAWRENCE T assist (1)			
03:07		29-41	-12	14 MORSELL C 3pt FG , jump shot made (8)
03:07				10 PASS B assist (1)
02:50	0 LAWRENCE T 2pt FG in the paint, driving layup missed			
02:48				10 PASS B defensive rebound (1)
02:42		29-43	-14	11 PARKER, JR. D 2pt FG in the paint, driving layup made (9)
02:42				12 O'CONNELL M assist (2)
02:23	3 LEWIS P turnover bad pass (3)			34 MIDDLEBROOKS B steal (1)
02:18	1 SMITH C steal (2)			34 MIDDLEBROOKS B turnover lost ball (1)
02:15	1 SMITH C 2pt FG from turnover in the paint, layup made (4)	31-43	-12	
02:04				14 MORSELL C turnover travel (2)
02:04				34 MIDDLEBROOKS B substitution out
02:04				30 BURNS JR. D substitution in
01:35	0 LAWRENCE T 2pt FG from turnover in the paint, jump shot missed			
01:32	21 KAMATEROS T offensive rebound (2)			
01:26	21 KAMATEROS T 3pt FG from turnover second chance, jump shot missed			
01:24				defensive rebound (18)
01:01				12 O'CONNELL M 3pt FG , jump shot missed
00:58	1 SMITH C defensive rebound (2)			
00:35	1 SMITH C 3pt FG , jump shot missed			
00:33	12 TAYLOR E offensive rebound (1)			
00:30	12 TAYLOR E 2pt FG second chance in the paint, pull up jump shot made (4)	33-43	-10	
00:00				14 MORSELL C 2pt FG outside the paint, pull up jump shot missed
00:00	12 TAYLOR E defensive rebound (2)			
END OF PERIOD				
Vandy 33-43 NCSt.				



NC State at Vanderbilt

11/23/23 Michelob Ultra Arena, Las Vegas
2023-24 Men's Basketball

Officials: Ray Natili, Terry Oglesby, Randy Richardson

NC State - 43

Box score table for NC State with columns for NO., Name, Min, FG, 3P, FT, Rebounds, Fouls, TP, AS, TO, ST, Blocks, +/-.

Shooting By Period table for NC State showing 1st, 3PT, FT, GM FG, and FT percentages.

Dead Ball Rebounds: 0, 0

Technical Fouls::NONE

Vanderbilt - 33

Box score table for Vanderbilt with columns for NO., Name, Min, FG, 3P, FT, Rebounds, Fouls, TP, AS, TO, ST, Blocks, +/-.

Shooting By Period table for Vanderbilt showing 1st, 3PT, FT, GM FG, and FT percentages.

Dead Ball Rebounds: 2, 0

Technical Fouls::NONE

Summary table comparing NCSt. and Vandy for categories like Biggest lead, Best Scoring Run, Lead Changes, Times Tied, and Time with Lead.

Summary table comparing NCSt. and Vandy for categories like Points from, Turnovers, Paint, Second Chance, Fast Breaks, and Bench.

Period by Period Scoring table showing scores for 1st, 2nd, and TOT periods for NCSt. and Vandy.



NC State at Vanderbilt

11/23/23 Michelob Ultra Arena, Las Vegas
2023-24 Men's Basketball

Officials: Ray Natili, Terry Oglesby, Randy Richardson

Period 2

Quarter Starters:

Vandy	0 Lawrence T	1 Smith C	2 Lubin V	3 Lewis P	12 Taylor E
NCSt.	0 Horne D	1 Taylor J	14 Morsell C	23 Diarra M	30 Burns Jr. D

Game Time	Vandy	Score	Diff	NCSt.
20:00	21 KAMATEROS T substitution out			
20:00	2 LUBIN V substitution in			
20:00				10 PASS B substitution out
20:00				11 PARKER, JR. D substitution out
20:00				12 O'CONNELL M substitution out
20:00				0 HORNE D substitution in
20:00				1 TAYLOR J substitution in
20:00				23 DIARRA M substitution in
19:45				0 HORNE D 3pt FG , jump shot missed
19:42	1 SMITH C defensive rebound (3)			
19:30	0 LAWRENCE T foul drawn (6)			30 BURNS JR. D foul shooting (2 - 1)
19:30	0 LAWRENCE T free throw 1 - 2 missed			
19:30	offensive dead ball rebound (3)			
19:30	0 LAWRENCE T free throw 2 - 2 made (13)	34-43	-9	
19:07				23 DIARRA M 3pt FG , jump shot missed
19:05	0 LAWRENCE T defensive rebound (4)			
18:51	0 LAWRENCE T 3pt FG , jump shot made (16)	37-43	-6	
18:27				30 BURNS JR. D 2pt FG in the paint, driving layup missed
18:24				23 DIARRA M offensive rebound (1)
18:24				23 DIARRA M 2pt FG second chance in the paint, layup missed
18:24	2 LUBIN V defensive rebound (4)			
18:24	2 LUBIN V foul drawn (1)			23 DIARRA M foul personal (2 - 2)
18:24				23 DIARRA M substitution out
18:24				11 PARKER, JR. D substitution in
17:58	12 TAYLOR E 2pt FG in the paint, pull up jump shot made (6)	39-43	-4	
17:42				30 BURNS JR. D 2pt FG in the paint, hook shot missed
17:39				30 BURNS JR. D offensive rebound (7)
17:39				30 BURNS JR. D 2pt FG second chance in the paint, layup missed
17:38	2 LUBIN V defensive rebound (5)			
17:30	2 LUBIN V turnover lost ball (2)			30 BURNS JR. D steal (2)
17:25				1 TAYLOR J 2pt FG from turnover in the paint, driving layup missed
17:21	0 LAWRENCE T defensive rebound (5)			
17:15	0 LAWRENCE T 2pt FG in the paint, driving layup missed			
17:12	2 LUBIN V offensive rebound (6)			
17:12	2 LUBIN V 2pt FG second chance in the paint, dunk, made (6)	41-43	-2	
17:12				Timeout 30 Sec
17:12				Timeout media
16:51				30 BURNS JR. D 2pt FG outside the paint, hook shot missed
16:48	3 LEWIS P defensive rebound (3)			
16:30	12 TAYLOR E 2pt FG outside the paint, step back jump shot missed			
16:27				11 PARKER, JR. D defensive rebound (5)



NC State at Vanderbilt

11/23/23 Michelob Ultra Arena, Las Vegas
2023-24 Men's Basketball

Officials: Ray Natili, Terry Oglesby, Randy Richardson

Game Time	Vandy	Score	Diff	NCS.
16:26	12 TAYLOR E foul shooting (1 - 1)			14 MORSELL C foul drawn (2)
16:26	1 SMITH C substitution out			
16:26	34 DORT L substitution in			
16:26		41-44	-3	14 MORSELL C free throw fast break 1 - 2 made (9)
16:26		41-45	-4	14 MORSELL C free throw fast break 2 - 2 made (10)
16:10	2 LUBIN V 3pt FG , jump shot missed			
16:08				0 HORNE D defensive rebound (1)
16:05		41-47	-6	1 TAYLOR J 2pt FG fast break in the paint, driving layup made (4)
16:05				0 HORNE D assist (2)
15:36	34 DORT L turnover lost ball (1)			0 HORNE D steal (1)
15:31				1 TAYLOR J 3pt FG from turnover, jump shot missed
15:28	34 DORT L defensive rebound (2)			
15:10	jump ball situation			
15:10	Timeout media			
15:10				0 HORNE D substitution out
15:10				12 O'CONNELL M substitution in
15:04	12 TAYLOR E 2pt FG in the paint, driving layup missed			
15:01				14 MORSELL C defensive rebound (2)
14:42		41-50	-9	11 PARKER, JR. D 3pt FG , jump shot made (12)
14:42				30 BURNS JR. D assist (3)
14:21	34 DORT L foul drawn (2)			11 PARKER, JR. D foul shooting (2 - 3)
14:21	34 DORT L free throw 1 - 2 missed			
14:21	offensive dead ball rebound (4)			
14:21	0 LAWRENCE T substitution out			
14:21	10 WILLIAMS J substitution in			
14:21	34 DORT L free throw 2 - 2 missed			
14:21				30 BURNS JR. D defensive rebound (8)
14:01		41-52	-11	30 BURNS JR. D 2pt FG in the paint, jump shot made (11)
13:32	10 WILLIAMS J 2pt FG in the paint, driving layup made (2)	43-52	-9	
13:16				14 MORSELL C 2pt FG in the paint, layup blocked
13:16	12 TAYLOR E block (1)			
13:12				30 BURNS JR. D offensive rebound (9)
13:11				30 BURNS JR. D 2pt FG second chance in the paint, jump shot missed
13:08				14 MORSELL C offensive rebound (3)
13:07				12 O'CONNELL M 3pt FG second chance, jump shot missed
13:03	12 TAYLOR E defensive rebound (3)			
12:55	12 TAYLOR E 2pt FG in the paint, jump shot blocked			
12:55				11 PARKER, JR. D block (1)
12:51				14 MORSELL C defensive rebound (4)
12:45		43-54	-11	1 TAYLOR J 2pt FG in the paint, driving layup made (6)
12:45				14 MORSELL C assist (2)
12:45	10 WILLIAMS J foul shooting (1 - 2)			1 TAYLOR J foul drawn (1)
12:45	12 TAYLOR E substitution out			
12:45	34 DORT L substitution out			
12:45	21 KAMATEROS T substitution in			
12:45	23 RIVERA-TORRES J substitution in			
12:45				30 BURNS JR. D substitution out
12:45				34 MIDDLEBROOKS B substitution in



NC State at Vanderbilt

11/23/23 Michelob Ultra Arena, Las Vegas
2023-24 Men's Basketball

Officials: Ray Natili, Terry Oglesby, Randy Richardson

Game Time	Vandy	Score	Diff	NCSt.
12:45	2 LUBIN V substitution out			
12:45	1 SMITH C substitution in			
12:45		43-55	-12	1 TAYLOR J free throw 1 - 1 made (7)
12:40	21 KAMATEROS T turnover lost ball (1)			1 TAYLOR J steal (2)
12:35		43-57	-14	1 TAYLOR J 2pt FG from turnover in the paint, layup made (9)
12:18	10 WILLIAMS J foul offensive (2 - 3)			14 MORSELL C foul drawn (3)
12:18	10 WILLIAMS J turnover offensive (2)			
11:56				34 MIDDLEBROOKS B 2pt FG from turnover in the paint, hook shot missed
11:53	21 KAMATEROS T defensive rebound (3)			
11:43	10 WILLIAMS J 3pt FG , jump shot missed			
11:39				11 PARKER, JR. D defensive rebound (6)
11:36		43-60	-17	1 TAYLOR J 3pt FG fast break, jump shot made (12)
11:36				12 O'CONNELL M assist (3)
11:10	3 LEWIS P 3pt FG , jump shot made (6)	46-60	-14	
11:10	10 WILLIAMS J assist (3)			
10:51				14 MORSELL C 3pt FG , jump shot missed
10:48	1 SMITH C defensive rebound (4)			
10:40	21 KAMATEROS T 3pt FG , jump shot missed			
10:37				12 O'CONNELL M defensive rebound (2)
10:27				34 MIDDLEBROOKS B 2pt FG outside the paint, pull up jump shot missed
10:24	10 WILLIAMS J defensive rebound (1)			
10:21	10 WILLIAMS J foul drawn (1)			14 MORSELL C foul shooting (1 - 4)
10:21	Timeout media			
10:21				12 O'CONNELL M substitution out
10:21				0 HORNE D substitution in
10:21	10 WILLIAMS J free throw fast break 1 - 2 made (3)	47-60	-13	
10:21	10 WILLIAMS J free throw fast break 2 - 2 made (4)	48-60	-12	
10:06		48-62	-14	11 PARKER, JR. D 2pt FG in the paint, driving layup made (14)
10:06	21 KAMATEROS T foul shooting (1 - 4)			11 PARKER, JR. D foul drawn (2)
10:06	21 KAMATEROS T substitution out			
10:06	2 LUBIN V substitution in			
10:06				11 PARKER, JR. D free throw 1 - 1 missed
10:04	1 SMITH C defensive rebound (5)			
09:41	23 RIVERA-TORRES J 2pt FG in the paint, driving layup missed			
09:39				14 MORSELL C defensive rebound (5)
09:31				0 HORNE D 2pt FG in the paint, driving layup missed
09:26				11 PARKER, JR. D offensive rebound (7)
09:26				11 PARKER, JR. D 2pt FG second chance in the paint, layup missed
09:25	2 LUBIN V defensive rebound (7)			
09:19	23 RIVERA-TORRES J foul drawn (3)			34 MIDDLEBROOKS B foul personal (2 - 5)
09:19	10 WILLIAMS J substitution out			
09:19	0 LAWRENCE T substitution in			
09:19				34 MIDDLEBROOKS B substitution out
09:19				30 BURNS JR. D substitution in
09:05	2 LUBIN V 2pt FG in the paint, driving layup made (8)	50-62	-12	
09:05	0 LAWRENCE T assist (2)			
08:36				1 TAYLOR J 3pt FG , jump shot missed



NC State at Vanderbilt

11/23/23 Michelob Ultra Arena, Las Vegas
2023-24 Men's Basketball

Officials: Ray Natili, Terry Oglesby, Randy Richardson

Game Time	Vandy	Score	Diff	NCSt.
08:33	0 LAWRENCE T defensive rebound (6)			
08:29	2 LUBIN V 2pt FG fast break in the paint, layup made (10)	52-62	-10	
08:29	3 LEWIS P assist (2)			
08:15				1 TAYLOR J 2pt FG in the paint, driving layup missed
08:12				1 TAYLOR J offensive rebound (3)
08:10		52-64	-12	1 TAYLOR J 2pt FG second chance in the paint, layup made (14)
07:57	0 LAWRENCE T foul drawn (7)			30 BURNS JR. D foul shooting (3 - 6)
07:57	Timeout media			
07:57	1 SMITH C substitution out			
07:57	24 ROBERTS J substitution in			
07:57				14 MORSELL C substitution out
07:57				12 O'CONNELL M substitution in
07:57	0 LAWRENCE T free throw 1 - 2 missed			
07:57	offensive dead ball rebound (5)			
07:57	0 LAWRENCE T free throw 2 - 2 made (17)	53-64	-11	
07:36		53-66	-13	30 BURNS JR. D 2pt FG in the paint, driving layup made (13)
07:08	23 RIVERA-TORRES J 3pt FG , jump shot made (7)	56-66	-10	
07:08	2 LUBIN V assist (1)			
06:49	23 RIVERA-TORRES J steal (1)			30 BURNS JR. D turnover bad pass (1)
06:42	2 LUBIN V 2pt FG from turnover in the paint, dunk, missed			
06:39				12 O'CONNELL M defensive rebound (3)
06:32	0 LAWRENCE T steal (2)			12 O'CONNELL M turnover lost ball (3)
06:17	3 LEWIS P 2pt FG from turnover outside the paint, pull up jump shot made (8)	58-66	-8	
06:06		58-69	-11	0 HORNE D 3pt FG , jump shot made (6)
06:06				1 TAYLOR J assist (2)
05:45	23 RIVERA-TORRES J turnover lost ball (1)			30 BURNS JR. D steal (3)
05:42		58-71	-13	11 PARKER, JR. D 2pt FG fast break from turnover in the paint, dunk, made (16)
05:42				30 BURNS JR. D assist (4)
05:34	0 LAWRENCE T foul drawn (8)			1 TAYLOR J foul personal (3 - 7)
05:34				0 HORNE D foul class A technical (3 - 8)
05:34	0 LAWRENCE T foul class A technical (1 - 5)			
05:34	0 LAWRENCE T turnover offensive (3)			
05:34	0 LAWRENCE T 1&1 free throw 1 made (18)	59-71	-12	
05:34	0 LAWRENCE T 1&1 free throw 2 made (19)	60-71	-11	
05:14	0 LAWRENCE T steal (3)			30 BURNS JR. D turnover lost ball (2)
05:07	2 LUBIN V 2pt FG from turnover in the paint, dunk, made (12)	62-71	-9	
05:07	24 ROBERTS J assist (1)			
04:59	2 LUBIN V foul shooting (2 - 6)			1 TAYLOR J foul drawn (2)
04:59	0 LAWRENCE T substitution out			
04:59	12 TAYLOR E substitution in			
04:59				0 HORNE D substitution out
04:59				14 MORSELL C substitution in
04:59				30 BURNS JR. D substitution out
04:59				34 MIDDLEBROOKS B substitution in
04:59				1 TAYLOR J free throw fast break 1 - 2 missed
04:59				offensive dead ball rebound (1)
04:59		62-72	-10	1 TAYLOR J free throw fast break 2 - 2 made (15)



NC State at Vanderbilt

11/23/23 Michelob Ultra Arena, Las Vegas
2023-24 Men's Basketball

Officials: Ray Natili, Terry Oglesby, Randy Richardson

Game Time	Vandy	Score	Diff	NCSt.
04:58	24 ROBERTS J turnover bad pass (1)			
04:54	23 RIVERA-TORRES J foul personal (1 - 7)			1 TAYLOR J foul drawn (3)
04:54		62-73	-11	1 TAYLOR J 1&1 free throw 1 made (16)
04:54		62-74	-12	1 TAYLOR J 1&1 free throw 2 made (17)
04:43	turnover 10 sec back court (16)			
04:43				1 TAYLOR J substitution out
04:43				0 HORNE D substitution in
04:43				34 MIDDLEBROOKS B substitution out
04:43				30 BURNS JR. D substitution in
04:36				30 BURNS JR. D 2pt FG from turnover in the paint, jump shot missed
04:32	23 RIVERA-TORRES J defensive rebound (3)			
04:30	24 ROBERTS J 2pt FG in the paint, layup blocked			
04:30				11 PARKER, JR. D block (2)
04:24				12 O'CONNELL M defensive rebound (4)
04:12				30 BURNS JR. D 2pt FG in the paint, layup blocked
04:12	2 LUBIN V block (1)			
04:09	3 LEWIS P defensive rebound (4)			
04:06	3 LEWIS P 3pt FG , jump shot missed			
04:04	24 ROBERTS J offensive rebound (1)			
04:04	24 ROBERTS J 2pt FG second chance in the paint, dunk, made (2)	64-74	-10	
04:04	24 ROBERTS J foul drawn (1)			30 BURNS JR. D foul flagrant 1 (4 - 9)
04:04				30 BURNS JR. D turnover offensive (3)
04:04	Timeout media			
04:04	24 ROBERTS J substitution out			
04:04	0 LAWRENCE T substitution in			
04:04	23 RIVERA-TORRES J free throw 1 - 2 made (8)	65-74	-9	
04:04	23 RIVERA-TORRES J free throw 2 - 2 made (9)	66-74	-8	
04:01	3 LEWIS P 3pt FG , jump shot missed			
03:57				11 PARKER, JR. D defensive rebound (8)
03:55				14 MORSELL C 2pt FG in the paint, driving layup missed
03:54				offensive rebound (36)
03:48				14 MORSELL C 2pt FG second chance in the paint, driving layup blocked
03:48	12 TAYLOR E block (2)			
03:44	0 LAWRENCE T defensive rebound (7)			
03:42	0 LAWRENCE T turnover lost ball (4)			12 O'CONNELL M steal (2)
03:23	0 LAWRENCE T steal (4)			30 BURNS JR. D turnover lost ball (4)
03:12	0 LAWRENCE T 2pt FG from turnover outside the paint, pull up jump shot missed			
03:10	offensive rebound (38)			
03:10				30 BURNS JR. D substitution out
03:10				34 MIDDLEBROOKS B substitution in
03:08	2 LUBIN V foul drawn (2)			34 MIDDLEBROOKS B foul personal (3 - 10)
03:08	2 LUBIN V free throw 1 - 2 made (13)	67-74	-7	
03:08	2 LUBIN V free throw 2 - 2 made (14)	68-74	-6	
03:08				34 MIDDLEBROOKS B substitution out
03:08				30 BURNS JR. D substitution in
02:45				14 MORSELL C 3pt FG , jump shot missed



NC State at Vanderbilt

11/23/23 Michelob Ultra Arena, Las Vegas
2023-24 Men's Basketball

Officials: Ray Natili, Terry Oglesby, Randy Richardson

Game Time	Vandy	Score	Diff	NCSt.
02:43	defensive rebound (39)			
02:26	0 LAWRENCE T turnover lost ball (5)			14 MORSELL C steal (2)
02:12	2 LUBIN V foul shooting (3 - 8)			11 PARKER, JR. D foul drawn (3)
02:12		68-75	-7	11 PARKER, JR. D free throw 1 - 2 made (17)
02:12				30 BURNS JR. D substitution out
02:12				34 MIDDLEBROOKS B substitution in
02:12		68-76	-8	11 PARKER, JR. D free throw 2 - 2 made (18)
01:53	3 LEWIS P 3pt FG , jump shot missed			
01:51				11 PARKER, JR. D defensive rebound (9)
01:30				0 HORNE D 2pt FG in the paint, floating jump shot missed
01:27	2 LUBIN V defensive rebound (8)			
01:22	23 RIVERA-TORRES J turnover lost ball (2)			12 O'CONNELL M steal (3)
01:18		68-78	-10	14 MORSELL C 2pt FG fast break from turnover in the paint, dunk, made (12)
01:18				12 O'CONNELL M assist (4)
01:10	Timeout 60 Sec			
01:10	23 RIVERA-TORRES J substitution out			
01:10	24 ROBERTS J substitution in			
01:04	2 LUBIN V foul drawn (3)			34 MIDDLEBROOKS B foul shooting (4 - 11)
01:04	2 LUBIN V free throw 1 - 2 made (15)	69-78	-9	
01:04				34 MIDDLEBROOKS B substitution out
01:04				30 BURNS JR. D substitution in
01:04	2 LUBIN V free throw 2 - 2 made (16)	70-78	-8	
01:01	0 LAWRENCE T foul personal (2 - 9)			0 HORNE D foul drawn (2)
01:01		70-79	-9	0 HORNE D 1&1 free throw 1 made (7)
01:01		70-80	-10	0 HORNE D 1&1 free throw 2 made (8)
01:01				30 BURNS JR. D substitution out
01:01				34 MIDDLEBROOKS B substitution in
00:50	0 LAWRENCE T foul drawn (9)			34 MIDDLEBROOKS B foul personal (5 - 12)
00:50				34 MIDDLEBROOKS B substitution out
00:50				30 BURNS JR. D substitution in
00:50	0 LAWRENCE T free throw 1 - 2 made (20)	71-80	-9	
00:50	0 LAWRENCE T free throw 2 - 2 made (21)	72-80	-8	
00:34				Timeout 30 Sec
00:30	0 LAWRENCE T foul personal (3 - 10)			0 HORNE D foul drawn (3)
00:30				0 HORNE D free throw 1 - 2 missed
00:30				offensive dead ball rebound (2)
00:30	24 ROBERTS J substitution out			
00:30	23 RIVERA-TORRES J substitution in			
00:30				30 BURNS JR. D substitution out
00:30				1 TAYLOR J substitution in
00:30		72-81	-9	0 HORNE D free throw 2 - 2 made (9)
00:14	23 RIVERA-TORRES J 3pt FG , jump shot made (12)	75-81	-6	
00:14	12 TAYLOR E assist (1)			
00:11	3 LEWIS P foul personal (3 - 11)			12 O'CONNELL M foul drawn (1)
00:11		75-82	-7	12 O'CONNELL M free throw fast break 1 - 2 made (8)
00:11		75-83	-8	12 O'CONNELL M free throw fast break 2 - 2 made (9)
00:05	12 TAYLOR E 3pt FG , jump shot made (9)	78-83	-5	
00:05	3 LEWIS P assist (3)			



Official Basketball Play by Play - Second Half

NC State at Vanderbilt

11/23/23 Michelob Ultra Arena, Las Vegas
2023-24 Men's Basketball

Game Time: 7:00 PM
Game Duration: 2:03

Officials: Ray Natili, Terry Oglesby, Randy Richardson

Game Time	Vandy	Score	Diff	NCSt.
00:02	0 LAWRENCE T foul personal (4 - 12)			1 TAYLOR J foul drawn (4)
00:02				1 TAYLOR J free throw fast break 1 - 2 missed
00:02				offensive dead ball rebound (3)
00:02		78-84	-6	1 TAYLOR J free throw fast break 2 - 2 made (18)
END OF GAME				
Vandy 78-84 NCSt.				



NC State at Vanderbilt

11/23/23 Michelob Ultra Arena, Las Vegas
2023-24 Men's Basketball

Officials: Ray Natili, Terry Oglesby, Randy Richardson

NC State - 41

Box score table for NC State with columns: NO., Name, Min, FG, 3P, FT, Rebounds, Fouls, TP, AS, TO, ST, Blocks, +/-

Shooting By Period table for NC State with columns: 2nd FG%, 3PT%, FT%, GM FG%, 3PT%, FT%

Dead Ball Rebounds: 3, 0

Technical Fouls: Horne 2nd 5:34

Vanderbilt - 45

Box score table for Vanderbilt with columns: NO., Name, Min, FG, 3P, FT, Rebounds, Fouls, TP, AS, TO, ST, Blocks, +/-

Shooting By Period table for Vanderbilt with columns: 2nd FG%, 3PT%, FT%, GM FG%, 3PT%, FT%

Dead Ball Rebounds: 3, 0

Technical Fouls: Lawrence 2nd 5:34

Comparison table between NCSt. and Vandy for metrics like Biggest lead, Best Scoring Run, Lead Changes, Times Tied, Time with Lead

Comparison table between NCSt. and Vandy for metrics like Points from, Turnovers, Paint, Second Chance, Fast Breaks, Bench

Period by Period Scoring table with columns: 1st, 2nd, TOT for NCSt. and Vandy



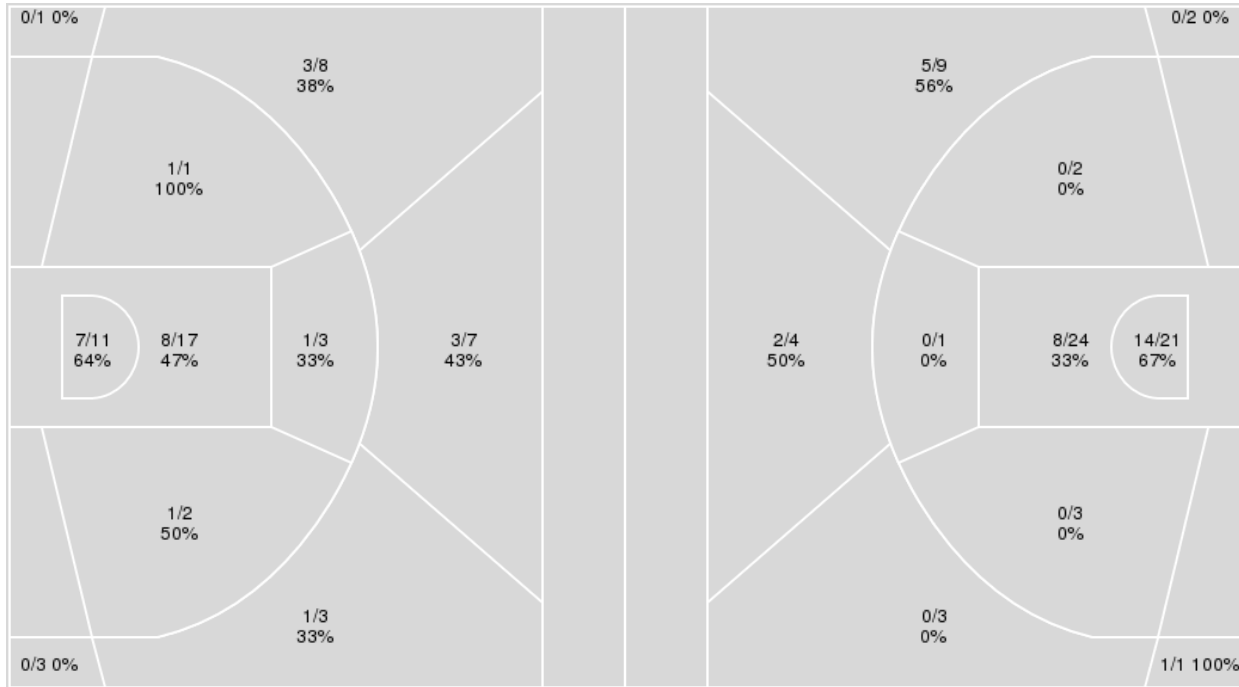
Officials: Ray Natili, Terry Oglesby, Randy Richardson

{ Players => 0, 1, 2, 3, 4, 5, 10, 12, 13, 15, 21, 22, 23, 24, 25, 34, 35; }
 FG Types => All; Results => All;

{ Players => 0, 1, 2, 3, 4, 10, 11, 12, 13, 14, 20, 22, 23, 24, 30, 34; } FG
 Types => All; Results => All;

Vanderbilt

NC State



Vanderbilt	M/A	%
Field Goals	25/56	45
2 Points	18/34	53
3 Points	7/22	32
Free Throws	21/30	70

NC State	M/A	%
Field Goals	30/70	43
2 Points	22/51	43
3 Points	8/19	42
Free Throws	16/21	76



NC State at Vanderbilt

11/23/23 Michelob Ultra Arena, Las Vegas

2023-24 Men's Basketball

Officials: Ray Natili, Terry Oglesby, Randy Richardson

NC State

No	Name	Mins		Score		Points Diff		Points per Min		Assists		Rebounds		Steals		Turnovers	
		On	Off	On	Off	On	Off	On	Off	On	Off	On	Off	On	Off	On	Off
0	DJ Horne	25:01	14:59	45 - 57	39 - 21	-12	18	1.80	2.60	9	8	20	17	10	2	8	4
1	Jayden Taylor	24:32	15:28	54 - 50	30 - 28	4	2	2.20	1.94	11	6	24	13	7	5	5	7
10	Breon Pass	07:53	32:07	16 - 13	68 - 65	3	3	2.03	2.12	3	14	7	30	1	11	4	8
11	Dennis Parker, Jr.	33:23	06:37	75 - 64	9 - 14	11	-5	2.25	1.36	15	2	33	4	10	2	10	2
12	Michael O'Connell	26:34	13:26	63 - 54	21 - 24	9	-3	2.37	1.56	13	4	25	12	7	5	10	2
14	Casey Morsell	36:02	03:58	75 - 65	9 - 13	10	-4	2.08	2.27	14	3	35	2	11	1	9	3
23	Mohamed Diarra	07:05	32:55	12 - 15	72 - 63	-3	9	1.69	2.19	3	14	4	33	2	10	2	10
30	D.J. Burns Jr.	29:15	10:45	53 - 55	31 - 23	-2	8	1.81	2.88	12	5	27	10	9	3	7	5
34	Ben Middlebrooks	10:15	29:45	27 - 17	57 - 61	10	-4	2.63	1.92	5	12	10	27	3	9	5	7

Vanderbilt

No	Name	Mins		Score		Points Diff		Points per Min		Assists		Rebounds		Steals		Turnovers	
		On	Off	On	Off	On	Off	On	Off	On	Off	On	Off	On	Off	On	Off
0	Tyrin Lawrence	28:56	11:04	63 - 59	15 - 25	4	-10	2.18	1.36	10	1	25	15	9	0	13	6
1	Colin Smith	24:27	15:33	44 - 39	34 - 45	5	-11	1.80	2.19	7	4	27	13	5	4	9	10
2	Ven-Allen Lubin	28:06	11:54	57 - 55	21 - 29	2	-8	2.03	1.76	7	4	29	11	6	3	14	5
3	Paul Lewis	32:08	07:52	64 - 59	14 - 25	5	-11	1.99	1.78	9	2	32	8	9	0	15	4
4	Isaiah West	05:44	34:16	7 - 13	71 - 71	-6	0	1.22	2.07	0	11	6	34	0	9	3	16
10	Jordan Williams	09:21	30:39	16 - 27	62 - 57	-11	5	1.71	2.02	3	8	10	30	0	9	4	15
12	Evan Taylor	28:12	11:48	51 - 51	27 - 33	0	-6	1.81	2.29	5	6	31	9	6	3	13	6
21	Tasos Kamateros	12:28	27:32	21 - 35	57 - 49	-14	8	1.68	2.07	2	9	11	29	2	7	5	14
23	Jason Rivera-Torres	19:03	20:57	43 - 51	35 - 33	-8	2	2.26	1.67	8	3	20	20	4	5	12	7
24	JaQualon "JQ" Roberts	04:33	35:27	16 - 12	62 - 72	4	-10	3.52	1.75	2	9	3	37	3	6	4	15
34	Lee Dort	07:02	32:58	8 - 19	70 - 65	-11	5	1.14	2.12	2	9	6	34	1	8	3	16

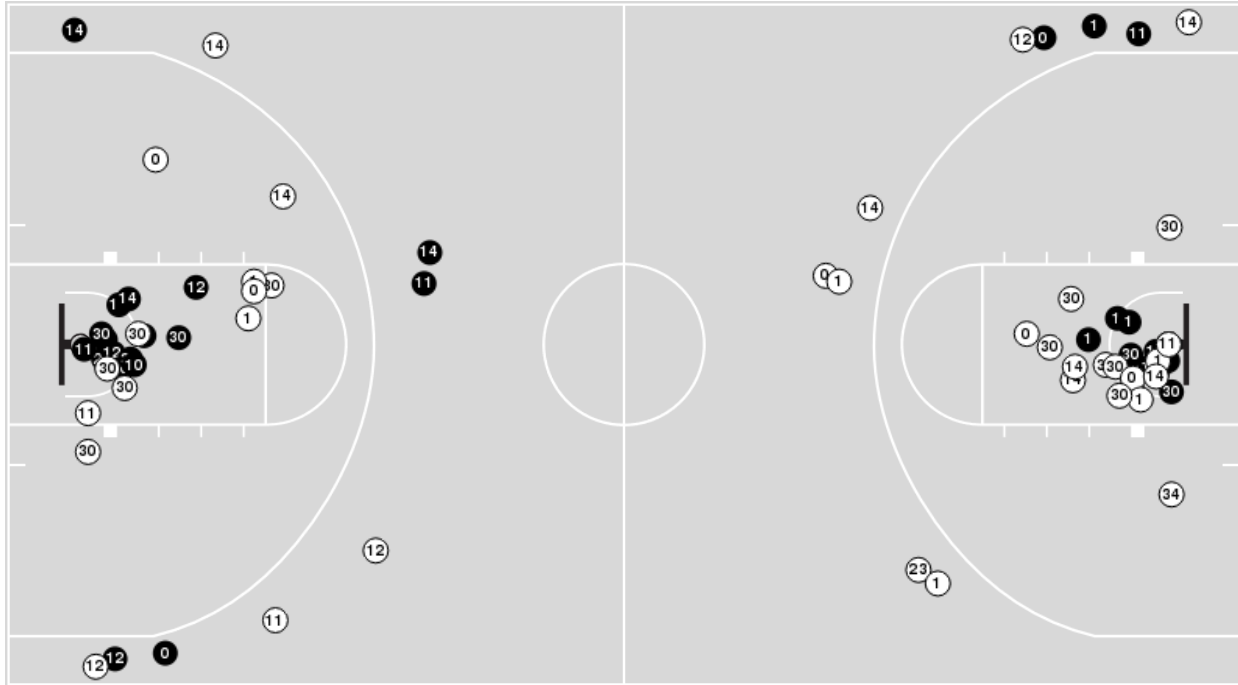


Officials: Ray Natili, Terry Oglesby, Randy Richardson

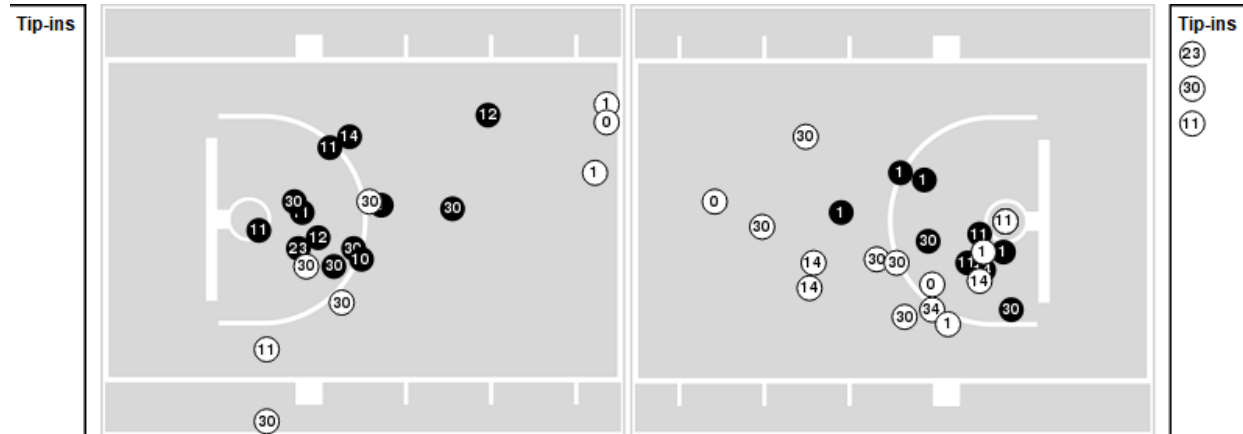
Players => 0, 1, 2, 3, 4, 10, 11, 12, 13, 14, 20, 22, 23, 24, 30, 34 FG Types=>All Results=>All

NC State

All Field Goals



Blow Up Chart



● Made ○ Missed N - Player Number

NC State	M/A	%
Field Goals	30/70	43
2 Points	22/51	43
3 Points	8/19	42
Free Throws	16/21	76

NC State	M/A	%
Points in the Paint	44 (22 / 45)	49
Fast Break Points	23 (16/18)	89
Second Chance Points	11 (5/11)	45
Effective FG%	49	

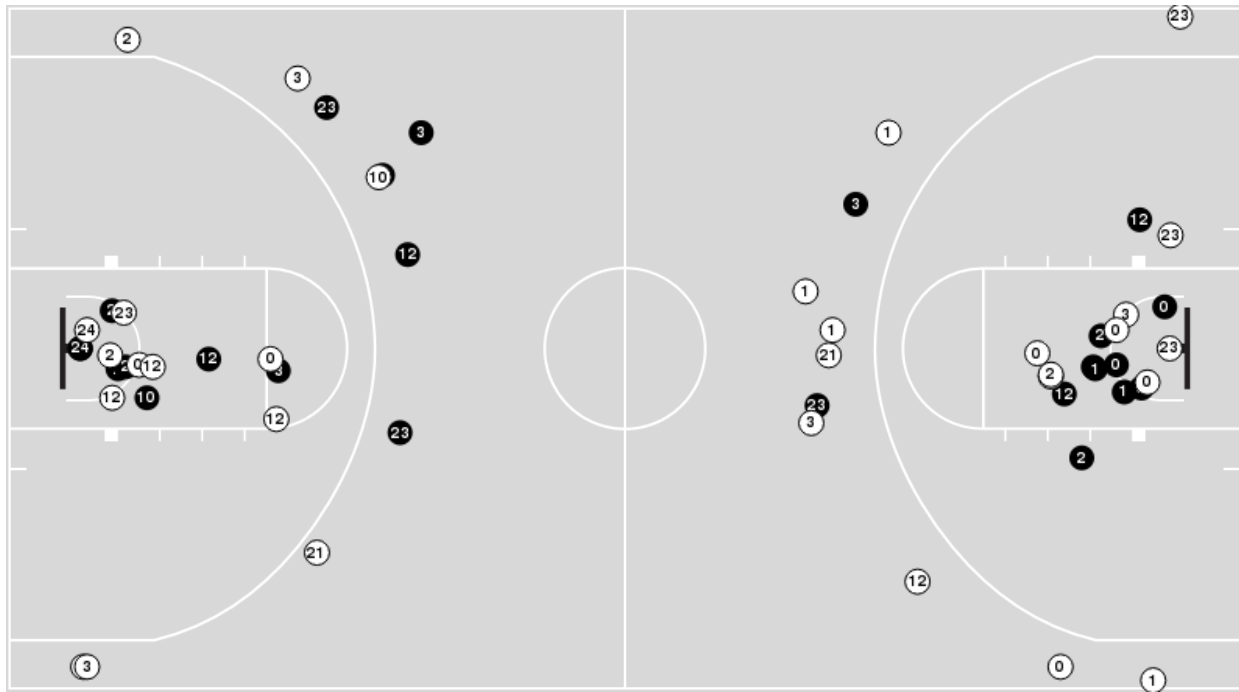


Officials: Ray Natili, Terry Oglesby, Randy Richardson

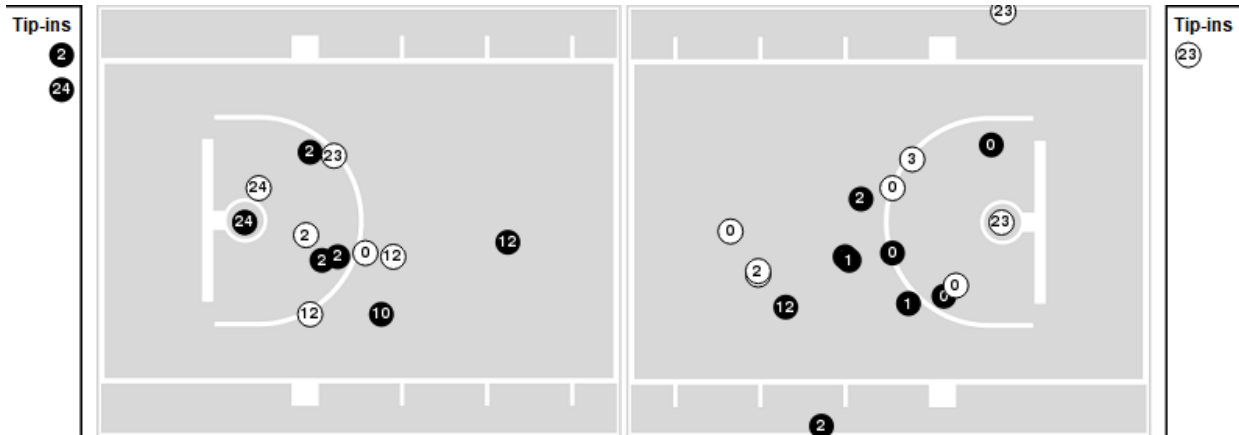
Players => 0, 1, 2, 3, 4, 5, 10, 12, 13, 15, 21, 22, 23, 24, 25, 34, 35FG Types=>AllResults=>All

Vanderbilt

All Field Goals



Blow Up Chart



● Made ○ Missed N - Player Number

Vanderbilt	M/A	%
Field Goals	25/56	45
2 Points	18/34	53
3 Points	7/22	32
Free Throws	21/30	70

Vanderbilt	M/A	%
Points in the Paint	30 (15 / 28)	54
Fast Break Points	7 (5/6)	83
Second Chance Points	13 (8/11)	73
Effective FG%	51	



NC State at Vanderbilt

11/23/23 Michelob Ultra Arena, Las Vegas
2023-24 Men's Basketball

Officials: Ray Natili, Terry Oglesby, Randy Richardson

NC State

Lineup	Quarter On	Time On	Quarter Off	Time Off	Time on Court	Score	Score Diff	Reb	Stl	Tov	Ass	PPP
0- Horne D/ 1- Taylor J/ 14- Morsell C/ 23- Diarra M/ 30- Burns Jr. D/	1	20:00	1	17:20	02:40	2-6	-4	1	1	2	0	0.4000
0- Horne D/ 1- Taylor J/ 11- Parker, Jr. D/ 14- Morsell C/ 30- Burns Jr. D/	1	17:20	1	15:09	02:11	3-2	1	3	1	0	1	1.0000
1- Taylor J/ 11- Parker, Jr. D/ 12- O'Connell M/ 14- Morsell C/ 34- Middlebrooks B/	1	15:09	1	14:42	00:27	0-1	-1	0	0	0	0	0.0000
0- Horne D/ 11- Parker, Jr. D/ 12- O'Connell M/ 14- Morsell C/ 34- Middlebrooks B/	1	14:42	1	13:46	00:56	0-0	0	1	0	1	0	0.0000
0- Horne D/ 11- Parker, Jr. D/ 12- O'Connell M/ 14- Morsell C/ 30- Burns Jr. D/	1	13:46	1	11:48	01:58	8-5	3	1	1	0	2	1.4706
0- Horne D/ 12- O'Connell M/ 14- Morsell C/ 23- Diarra M/ 30- Burns Jr. D/	1	11:48	1	11:20	00:28	0-0	0	0	0	0	0	0.0000
0- Horne D/ 1- Taylor J/ 12- O'Connell M/ 23- Diarra M/ 30- Burns Jr. D/	1	11:20	1	10:20	01:00	2-3	-1	1	0	0	1	2.0000
0- Horne D/ 1- Taylor J/ 14- Morsell C/ 23- Diarra M/ 30- Burns Jr. D/	1	10:20	1	09:27	00:53	5-1	4	1	1	0	1	2.5000
1- Taylor J/ 11- Parker, Jr. D/ 14- Morsell C/ 23- Diarra M/ 30- Burns Jr. D/	1	09:27	1	08:59	00:28	3-1	2	0	0	0	1	3.0000
1- Taylor J/ 11- Parker, Jr. D/ 12- O'Connell M/ 14- Morsell C/ 30- Burns Jr. D/	1	08:59	1	07:53	01:06	4-1	3	3	0	0	1	1.3333
10- Pass B/ 11- Parker, Jr. D/ 12- O'Connell M/ 14- Morsell C/ 30- Burns Jr. D/	1	07:53	1	05:54	01:59	3-3	0	2	0	0	0	1.2295
10- Pass B/ 11- Parker, Jr. D/ 12- O'Connell M/ 14- Morsell C/ 34- Middlebrooks B/	1	05:54	1	02:04	03:50	13-8	5	4	1	4	3	1.3771
10- Pass B/ 11- Parker, Jr. D/ 12- O'Connell M/ 14- Morsell C/ 30- Burns Jr. D/	1	02:04	2	20:00	02:04	0-2	-2	1	0	0	0	0.0000
0- Horne D/ 1- Taylor J/ 14- Morsell C/ 23- Diarra M/ 30- Burns Jr. D/	2	20:00	2	18:24	01:36	0-4	-4	1	0	0	0	0.0000
0- Horne D/ 1- Taylor J/ 11- Parker, Jr. D/ 14- Morsell C/ 30- Burns Jr. D/	2	18:24	2	15:10	03:14	4-4	0	3	2	0	1	0.6803
1- Taylor J/ 11- Parker, Jr. D/ 12- O'Connell M/ 14- Morsell C/ 30- Burns Jr. D/	2	15:10	2	12:45	02:25	7-2	5	5	0	0	2	1.7500
1- Taylor J/ 11- Parker, Jr. D/ 12- O'Connell M/ 14- Morsell C/ 34- Middlebrooks B/	2	12:45	2	10:21	02:24	6-3	3	2	1	0	1	1.1029
0- Horne D/ 1- Taylor J/ 11- Parker, Jr. D/ 14- Morsell C/ 34- Middlebrooks B/	2	10:21	2	09:19	01:02	2-2	0	2	0	0	0	0.8197
0- Horne D/ 1- Taylor J/ 11- Parker, Jr. D/ 14- Morsell C/ 30- Burns Jr. D/	2	09:19	2	07:57	01:22	2-4	-2	1	0	0	0	1.0000
0- Horne D/ 1- Taylor J/ 11- Parker, Jr. D/ 12- O'Connell M/ 30- Burns Jr. D/	2	07:57	2	04:59	02:58	7-10	-3	1	1	3	2	1.1667
1- Taylor J/ 11- Parker, Jr. D/ 12- O'Connell M/ 14- Morsell C/ 30- Burns Jr. D/	2	04:59	2	04:59	00:00	0-0	0	0	0	0	0	0.0000
1- Taylor J/ 11- Parker, Jr. D/ 12- O'Connell M/ 14- Morsell C/ 34- Middlebrooks B/	2	04:59	2	04:43	00:16	3-0	3	0	0	0	0	1.7045
0- Horne D/ 11- Parker, Jr. D/ 12- O'Connell M/ 14- Morsell C/ 34- Middlebrooks B/	2	04:43	2	04:43	00:00	0-0	0	0	0	0	0	0.0000
0- Horne D/ 11- Parker, Jr. D/ 12- O'Connell M/ 14- Morsell C/ 30- Burns Jr. D/	2	04:43	2	03:10	01:33	0-4	-4	3	1	2	0	0.0000
0- Horne D/ 11- Parker, Jr. D/ 12- O'Connell M/ 14- Morsell C/ 34- Middlebrooks B/	2	03:10	2	03:08	00:02	0-2	-2	0	0	0	0	0.0000
0- Horne D/ 11- Parker, Jr. D/ 12- O'Connell M/ 14- Morsell C/ 30- Burns Jr. D/	2	03:08	2	02:12	00:56	1-0	1	0	1	0	0	0.6944
0- Horne D/ 11- Parker, Jr. D/ 12- O'Connell M/ 14- Morsell C/ 34- Middlebrooks B/	2	02:12	2	01:04	01:08	3-1	2	1	1	0	1	1.2295
0- Horne D/ 11- Parker, Jr. D/ 12- O'Connell M/ 14- Morsell C/ 30- Burns Jr. D/	2	01:04	2	01:01	00:03	2-1	1	0	0	0	0	2.2727
0- Horne D/ 11- Parker, Jr. D/ 12- O'Connell M/ 14- Morsell C/ 34- Middlebrooks B/	2	01:01	2	00:50	00:10	0-0	0	0	0	0	0	0.0000
0- Horne D/ 11- Parker, Jr. D/ 12- O'Connell M/ 14- Morsell C/ 30- Burns Jr. D/	2	00:50	2	00:30	00:20	0-2	-2	0	0	0	0	0.0000
0- Horne D/ 1- Taylor J/ 11- Parker, Jr. D/ 12- O'Connell M/ 14- Morsell C/	2	00:30	2	00:00	00:30	4-6	-2	0	0	0	0	1.8182



NC State at Vanderbilt

11/23/23 Michelob Ultra Arena, Las Vegas
2023-24 Men's Basketball

Game Time: 7:00 PM
Game Duration: 2:03

Officials: Ray Natili, Terry Oglesby, Randy Richardson

Vanderbilt

Lineup	Quarter On	Time On	Quarter Off	Time Off	Time on Court	Score	Score Diff	Reb	Stl	Tov	Ass	PPP
0- Lawrence T/ 1- Smith C/ 2- Lubin V/ 3- Lewis P/ 12- Taylor E/	1	20:00	1	17:20	02:40	6-2	4	2	2	1	1	1.2000
1- Smith C/ 2- Lubin V/ 3- Lewis P/ 4- West I/ 12- Taylor E/	1	17:20	1	15:09	02:11	2-3	-1	2	0	1	0	0.5000
0- Lawrence T/ 1- Smith C/ 3- Lewis P/ 12- Taylor E/ 34- Dort L/	1	15:09	1	13:46	01:23	1-0	1	2	1	1	0	0.3472
0- Lawrence T/ 1- Smith C/ 10- Williams J/ 12- Taylor E/ 34- Dort L/	1	13:46	1	12:46	01:00	2-4	-2	1	0	1	1	1.0000
0- Lawrence T/ 1- Smith C/ 10- Williams J/ 23- Rivera-Torres J/ 34- Dort L/	1	12:46	1	11:48	00:58	3-4	-1	1	0	0	1	1.5000
0- Lawrence T/ 2- Lubin V/ 10- Williams J/ 21- Kamateros T/ 23- Rivera-Torres J/	1	11:48	1	09:27	02:21	4-7	-3	2	0	1	0	0.9259
0- Lawrence T/ 2- Lubin V/ 4- West I/ 21- Kamateros T/ 23- Rivera-Torres J/	1	09:27	1	08:44	00:43	1-5	-4	0	0	1	0	0.6944
2- Lubin V/ 4- West I/ 12- Taylor E/ 21- Kamateros T/ 23- Rivera-Torres J/	1	08:44	1	07:53	00:51	1-2	-1	2	0	0	0	0.5319
1- Smith C/ 2- Lubin V/ 4- West I/ 12- Taylor E/ 23- Rivera-Torres J/	1	07:53	1	05:54	01:59	3-3	0	2	0	1	0	1.0417
1- Smith C/ 3- Lewis P/ 12- Taylor E/ 21- Kamateros T/ 23- Rivera-Torres J/	1	05:54	1	05:48	00:06	0-2	-2	0	0	0	0	0.0000
0- Lawrence T/ 1- Smith C/ 3- Lewis P/ 12- Taylor E/ 21- Kamateros T/	1	05:48	2	20:00	05:48	10-11	-1	4	2	1	1	1.0121
0- Lawrence T/ 1- Smith C/ 2- Lubin V/ 3- Lewis P/ 12- Taylor E/	2	20:00	2	16:26	03:34	8-0	8	7	0	1	0	1.3605
0- Lawrence T/ 2- Lubin V/ 3- Lewis P/ 12- Taylor E/ 34- Dort L/	2	16:26	2	14:21	02:05	0-7	-7	1	0	1	0	0.0000
2- Lubin V/ 3- Lewis P/ 10- Williams J/ 12- Taylor E/ 34- Dort L/	2	14:21	2	12:45	01:36	2-4	-2	1	0	0	0	0.8197
2- Lubin V/ 3- Lewis P/ 10- Williams J/ 21- Kamateros T/ 23- Rivera-Torres J/	2	12:45	2	12:45	00:00	0-0	0	0	0	0	0	0.0000
1- Smith C/ 3- Lewis P/ 10- Williams J/ 21- Kamateros T/ 23- Rivera-Torres J/	2	12:45	2	10:06	02:39	5-8	-3	3	0	2	1	0.8503
1- Smith C/ 2- Lubin V/ 3- Lewis P/ 10- Williams J/ 23- Rivera-Torres J/	2	10:06	2	09:19	00:47	0-0	0	2	0	0	0	0.0000
0- Lawrence T/ 1- Smith C/ 2- Lubin V/ 3- Lewis P/ 23- Rivera-Torres J/	2	09:19	2	07:57	01:22	4-2	2	1	0	0	2	2.0000
0- Lawrence T/ 2- Lubin V/ 3- Lewis P/ 23- Rivera-Torres J/ 24- Roberts J/	2	07:57	2	04:59	02:58	10-7	3	0	3	2	2	1.2887
2- Lubin V/ 3- Lewis P/ 12- Taylor E/ 23- Rivera-Torres J/ 24- Roberts J/	2	04:59	2	04:04	00:55	2-3	-1	3	0	2	0	0.5000
0- Lawrence T/ 2- Lubin V/ 3- Lewis P/ 12- Taylor E/ 23- Rivera-Torres J/	2	04:04	2	01:10	02:54	4-4	0	4	1	3	0	0.5917
0- Lawrence T/ 2- Lubin V/ 3- Lewis P/ 12- Taylor E/ 24- Roberts J/	2	01:10	2	00:30	00:39	4-2	2	0	0	0	0	2.2727
0- Lawrence T/ 2- Lubin V/ 3- Lewis P/ 12- Taylor E/ 23- Rivera-Torres J/	2	00:30	2	00:00	00:30	6-4	2	0	0	0	2	3.0000



NC State at Vanderbilt

11/23/23 Michelob Ultra Arena, Las Vegas
2023-24 Men's Basketball

Game Time: 7:00 PM
Game Duration: 2:03

Officials: Ray Natili, Terry Oglesby, Randy Richardson

NC State

Lineup	Time	Score	Score Diff	Pts/Min	Reb	Stl	Tov	Ass	PPP
0- Horne D/ 1- Taylor J/ 11- Parker, Jr. D/ 14- Morsell C/ 30- Burns Jr. D/	06:47	9-10	-1	1.3268	7	3	0	2	0.8272
0- Horne D/ 1- Taylor J/ 14- Morsell C/ 23- Diarra M/ 30- Burns Jr. D/	05:09	7-11	-4	1.3592	3	2	2	1	0.7000
0- Horne D/ 11- Parker, Jr. D/ 12- O'Connell M/ 14- Morsell C/ 30- Burns Jr. D/	04:50	11-12	-1	2.2704	4	3	2	2	0.8333
10- Pass B/ 11- Parker, Jr. D/ 12- O'Connell M/ 14- Morsell C/ 30- Burns Jr. D/	04:03	3-5	-2	0.7407	3	0	0	0	0.6757
10- Pass B/ 11- Parker, Jr. D/ 12- O'Connell M/ 14- Morsell C/ 34- Middlebrooks B/	03:50	13-8	5	3.3913	4	1	4	3	1.3771
1- Taylor J/ 11- Parker, Jr. D/ 12- O'Connell M/ 14- Morsell C/ 30- Burns Jr. D/	03:31	11-3	8	3.1280	8	0	0	3	1.5714
1- Taylor J/ 11- Parker, Jr. D/ 12- O'Connell M/ 14- Morsell C/ 34- Middlebrooks B/	03:07	9-4	5	2.8877	2	1	0	1	1.0976
0- Horne D/ 1- Taylor J/ 11- Parker, Jr. D/ 12- O'Connell M/ 30- Burns Jr. D/	02:58	7-10	-3	2.3596	1	1	3	2	1.1667
0- Horne D/ 11- Parker, Jr. D/ 12- O'Connell M/ 14- Morsell C/ 34- Middlebrooks B/	02:16	3-3	0	1.3226	2	1	1	1	0.6757
0- Horne D/ 1- Taylor J/ 11- Parker, Jr. D/ 14- Morsell C/ 34- Middlebrooks B/	01:02	2-2	0	1.9355	2	0	0	0	0.8197
0- Horne D/ 1- Taylor J/ 12- O'Connell M/ 23- Diarra M/ 30- Burns Jr. D/	01:00	2-3	-1	2.0000	1	0	0	1	2.0000
0- Horne D/ 1- Taylor J/ 11- Parker, Jr. D/ 12- O'Connell M/ 14- Morsell C/	00:30	4-6	-2	7.9470	0	0	0	0	1.8182
0- Horne D/ 12- O'Connell M/ 14- Morsell C/ 23- Diarra M/ 30- Burns Jr. D/	00:28	0-0	0	0.0000	0	0	0	0	0.0000
1- Taylor J/ 11- Parker, Jr. D/ 14- Morsell C/ 23- Diarra M/ 30- Burns Jr. D/	00:28	3-1	2	6.4286	0	0	0	1	3.0000



NC State at Vanderbilt

11/23/23 Michelob Ultra Arena, Las Vegas
2023-24 Men's Basketball

Game Time: 7:00 PM
Game Duration: 2:03

Officials: Ray Natili, Terry Oglesby, Randy Richardson

Vanderbilt

Lineup	Time	Score	Score Diff	Pts/Min	Reb	Stl	Tov	Ass	PPP
0- Lawrence T/ 1- Smith C/ 2- Lubin V/ 3- Lewis P/ 12- Taylor E/	06:14	14-2	12	2.2460	9	2	2	1	1.2868
0- Lawrence T/ 1- Smith C/ 3- Lewis P/ 12- Taylor E/ 21- Kamateros T/	05:48	10-11	-1	1.7241	4	2	1	1	1.0121
0- Lawrence T/ 2- Lubin V/ 3- Lewis P/ 12- Taylor E/ 23- Rivera-Torres J/	03:24	10-8	2	2.9383	4	1	3	2	1.1416
0- Lawrence T/ 2- Lubin V/ 3- Lewis P/ 23- Rivera-Torres J/ 24- Roberts J/	02:58	10-7	3	3.3708	0	3	2	2	1.2887
1- Smith C/ 3- Lewis P/ 10- Williams J/ 21- Kamateros T/ 23- Rivera-Torres J/	02:39	5-8	-3	1.8868	3	0	2	1	0.8503
0- Lawrence T/ 2- Lubin V/ 10- Williams J/ 21- Kamateros T/ 23- Rivera-Torres J/	02:21	4-7	-3	1.7021	2	0	1	0	0.9259
1- Smith C/ 2- Lubin V/ 3- Lewis P/ 4- West I/ 12- Taylor E/	02:11	2-3	-1	0.9160	2	0	1	0	0.5000
0- Lawrence T/ 2- Lubin V/ 3- Lewis P/ 12- Taylor E/ 34- Dort L/	02:05	0-7	-7	0.0000	1	0	1	0	0.0000
1- Smith C/ 2- Lubin V/ 4- West I/ 12- Taylor E/ 23- Rivera-Torres J/	01:59	3-3	0	1.5126	2	0	1	0	1.0417
2- Lubin V/ 3- Lewis P/ 10- Williams J/ 12- Taylor E/ 34- Dort L/	01:36	2-4	-2	1.2500	1	0	0	0	0.8197
0- Lawrence T/ 1- Smith C/ 3- Lewis P/ 12- Taylor E/ 34- Dort L/	01:23	1-0	1	0.7229	2	1	1	0	0.3472
0- Lawrence T/ 1- Smith C/ 2- Lubin V/ 3- Lewis P/ 23- Rivera-Torres J/	01:22	4-2	2	2.9268	1	0	0	2	2.0000
0- Lawrence T/ 1- Smith C/ 10- Williams J/ 12- Taylor E/ 34- Dort L/	01:00	2-4	-2	2.0000	1	0	1	1	1.0000
0- Lawrence T/ 1- Smith C/ 10- Williams J/ 23- Rivera-Torres J/ 34- Dort L/	00:58	3-4	-1	3.1034	1	0	0	1	1.5000
2- Lubin V/ 3- Lewis P/ 12- Taylor E/ 23- Rivera-Torres J/ 24- Roberts J/	00:55	2-3	-1	2.1818	3	0	2	0	0.5000
2- Lubin V/ 4- West I/ 12- Taylor E/ 21- Kamateros T/ 23- Rivera-Torres J/	00:51	1-2	-1	1.1765	2	0	0	0	0.5319
1- Smith C/ 2- Lubin V/ 3- Lewis P/ 10- Williams J/ 23- Rivera-Torres J/	00:47	0-0	0	0.0000	2	0	0	0	0.0000
0- Lawrence T/ 2- Lubin V/ 4- West I/ 21- Kamateros T/ 23- Rivera-Torres J/	00:43	1-5	-4	1.3953	0	0	1	0	0.6944
0- Lawrence T/ 2- Lubin V/ 3- Lewis P/ 12- Taylor E/ 24- Roberts J/	00:39	4-2	2	6.0302	0	0	0	0	2.2727
1- Smith C/ 3- Lewis P/ 12- Taylor E/ 21- Kamateros T/ 23- Rivera-Torres J/	00:06	0-2	-2	0.0000	0	0	0	0	0.0000
2- Lubin V/ 3- Lewis P/ 10- Williams J/ 21- Kamateros T/ 23- Rivera-Torres J/	00:00	0-0	0	NaN	0	0	0	0	0.0000