



Vanderbilt at Iowa St.

11/24/23 South Point Arena, Las Vegas
2023-24 Women's Basketball

Officials: Davis Knight, Bryan Enterline, Metta Christensen

Vanderbilt - 68

Record: 6-0

NO.	Name	F	Min	FG	3P	FT	Rebounds			Fouls		TP	AS	TO	ST	Blocks		+/-
				M-A	M-A	M-A	OR	DR	TOT	PF	FD					BS	BA	
35	Sacha Washington	F	26:12	2-4	0-0	2-2	1	1	2	4	2	6	0	2	3	1	0	20
3	Jordyn Cambridge	G	34:55	4-11	2-5	2-2	0	11	11	1	1	12	3	1	2	0	1	15
11	Jordyn Oliver	G	32:35	1-3	0-0	0-0	3	5	8	1	2	2	3	1	1	1	0	28
13	Justine Pissott	G	15:28	3-7	3-7	0-0	0	0	0	4	0	9	1	0	0	0	0	3
23	Iyana Moore	G	35:52	6-17	0-8	9-10	3	2	5	1	7	21	3	1	1	0	0	19
24	Aga Makurat		23:23	3-9	1-5	2-2	0	3	3	2	1	9	1	1	0	0	0	10
4	Madison Greene		16:41	2-3	1-2	0-0	0	0	0	1	0	5	1	0	1	0	0	0
12	Khamil Pierre		10:05	1-5	0-0	0-0	0	0	0	2	2	2	1	2	0	0	0	-15
5	Ryanne Allen		04:50	1-2	0-1	0-0	0	1	1	0	0	2	0	0	2	0	1	-5
Team												0		0				
Totals				23-61	7-28	15-16	9	28	37	16	15	68	13	8	10	2	2	15

Technical Fouls::NONE

Shooting By Period		
1st FG%	5-18	27.8%
3PT%	1-11	9.1%
FT%	0-0	0%
2nd FG%	7-16	43.8%
3PT%	2-6	33.3%
FT%	1-1	100%
3rd FG%	5-15	33.3%
3PT%	1-6	16.7%
FT%	4-4	100%
4th FG%	6-12	50.0%
3PT%	3-5	60.0%
FT%	10-11	90.9%
GM FG%	23-61	37.7%
3PT%	7-28	25.0%
FT%	15-16	93.8%

Dead Ball Rebounds: 1, 1

Iowa St. - 53

Record: 2-2

NO.	Name	F	Min	FG	3P	FT	Rebounds			Fouls		TP	AS	TO	ST	Blocks		+/-
				M-A	M-A	M-A	OR	DR	TOT	PF	FD					BS	BA	
5	Nyamer Diew	F	28:26	4-12	1-4	1-2	0	3	3	5	2	10	2	3	0	2	1	-5
24	Addy Brown	F	35:46	5-10	0-4	1-1	2	3	5	1	2	11	3	3	0	0	1	-15
0	Isnelle Natabou	C	10:42	2-5	0-0	0-0	2	4	6	0	1	4	1	0	0	0	0	-2
13	Hannah Belanger	G	32:04	1-6	0-4	1-2	0	2	2	1	3	3	4	1	1	0	0	-15
23	Kelsey Joens	G	25:17	2-9	2-7	0-0	2	2	4	2	0	6	2	3	2	0	0	-6
2	Arianna Jackson		19:38	1-2	1-2	0-0	1	2	3	1	2	3	5	2	0	0	0	-10
55	Audi Crooks		23:31	6-9	0-0	2-5	0	4	4	2	5	14	0	3	0	0	0	-10
1	Jalynn Bristow		21:20	1-5	0-0	0-0	2	6	8	3	1	2	2	1	0	0	0	-10
4	Shantavia Dawkins		03:16	0-0	0-0	0-0	0	0	0	0	0	0	0	0	0	0	0	-2
Team							0	3	3			0		0				
Totals				22-58	4-21	5-10	9	29	38	15	16	53	19	16	3	2	2	-15

Technical Fouls::NONE

Shooting By Period		
1st FG%	5-16	31.3%
3PT%	1-9	11.1%
FT%	1-3	33.3%
2nd FG%	2-11	18.2%
3PT%	0-1	0.0%
FT%	0-0	0%
3rd FG%	10-17	58.8%
3PT%	2-5	40.0%
FT%	2-4	50%
4th FG%	5-14	35.7%
3PT%	1-6	16.7%
FT%	2-3	66.7%
GM FG%	22-58	37.9%
3PT%	4-21	19.0%
FT%	5-10	50.0%

Dead Ball Rebounds: 3, 0

	VAN	ISU
Biggest lead	17 (4 th 1:09)	3 (1 st 0:53)
Best Scoring Run	11(3 rd 9:41)	10(3 rd 1:01)
Lead Changes	2	
Times Tied	1	
Time with Lead	37:48	01:22

Points from	VAN	ISU
Turnovers	14	8
Paint	18	26
Second Chance	13	9
Fast Breaks	2	0
Bench	18	19

Period by Period Scoring					
	1st	2nd	3rd	4th	TOT
VAN	11	17	15	25	68
ISU	12	4	24	13	53



Vanderbilt at Iowa St.

11/24/23 South Point Arena, Las Vegas
2023-24 Women's Basketball

Officials: Davis Knight, Bryan Enterline, Metta Christensen

Period 1

Quarter Starters:

ISU	0 Natabou I	5 Diew N	13 Belanger H	23 Joens K	24 Brown A
VAN	3 Cambridge J	11 Oliver J	13 Pissott J	23 Moore I	35 Washington S

Game Time	ISU	Score	Diff	VAN
10:00	5 DIEW N jumpball lost			35 WASHINGTON S jumpball won
09:46				23 MOORE I 3pt FG , jump shot missed
09:41				11 OLIVER J offensive rebound (1)
09:40		0-3	-3	13 PISSOTT J 3pt FG second chance, jump shot made (3)
09:40				11 OLIVER J assist (1)
09:27	0 NATABOU I 2pt FG in the paint, layup made (2)	2-3	-1	
09:27	24 BROWN A assist (1)			
09:15		2-5	-3	3 CAMBRIDGE J 2pt FG outside the paint, pull up jump shot made (2)
09:02	5 DIEW N 3pt FG , jump shot missed			
08:57	0 NATABOU I offensive rebound (1)			
08:55	24 BROWN A 3pt FG second chance, jump shot missed			
08:52				11 OLIVER J defensive rebound (2)
08:43				13 PISSOTT J 3pt FG , jump shot missed
08:39	0 NATABOU I defensive rebound (2)			
08:25	23 JOENS K 3pt FG , jump shot missed			
08:22				11 OLIVER J defensive rebound (3)
08:11				13 PISSOTT J 3pt FG , jump shot missed
08:06	13 BELANGER H defensive rebound (1)			
07:58	5 DIEW N 3pt FG , jump shot missed			
07:52				3 CAMBRIDGE J defensive rebound (1)
07:42				3 CAMBRIDGE J 3pt FG , jump shot missed
07:39	0 NATABOU I defensive rebound (3)			
07:27	24 BROWN A 2pt FG outside the paint, step back jump shot made (2)	4-5	-1	
07:00		4-7	-3	3 CAMBRIDGE J 2pt FG outside the paint, jump shot made (4)
07:00				13 PISSOTT J assist (1)
06:49	23 JOENS K 3pt FG , jump shot missed			
06:46				3 CAMBRIDGE J defensive rebound (2)
06:40				23 MOORE I 2pt FG in the paint, floating jump shot missed
06:37	0 NATABOU I defensive rebound (4)			
06:29	0 NATABOU I substitution out			
06:29	23 JOENS K substitution out			
06:29	2 JACKSON A substitution in			
06:29	55 CROOKS A substitution in			
06:29				13 PISSOTT J substitution out
06:29				24 MAKURAT A substitution in
06:21	13 BELANGER H 3pt FG , jump shot missed			
06:18				24 MAKURAT A defensive rebound (1)
05:58				23 MOORE I 3pt FG , jump shot missed
05:54	24 BROWN A defensive rebound (1)			
05:45	55 CROOKS A foul drawn (1)			23 MOORE I foul shooting (1 - 1)
05:45	24 BROWN A substitution out			
05:45	1 BRISTOW J substitution in			



Vanderbilt at Iowa St.

11/24/23 South Point Arena, Las Vegas
2023-24 Women's Basketball

Officials: Davis Knight, Bryan Enterline, Metta Christensen

Game Time	ISU	Score	Diff	VAN
05:45	55 CROOKS A free throw 1 - 2 missed			
05:45	offensive dead ball rebound (1)			
05:45	55 CROOKS A free throw 2 - 2 missed			
05:45				11 OLIVER J defensive rebound (4)
05:33				3 CAMBRIDGE J 3pt FG , jump shot missed
05:31	2 JACKSON A defensive rebound (1)			
05:21	55 CROOKS A 2pt FG in the paint, layup missed			
05:18				35 WASHINGTON S defensive rebound (1)
04:53				23 MOORE I 3pt FG , jump shot missed
04:49	55 CROOKS A defensive rebound (1)			
04:38	55 CROOKS A turnover lost ball (1)			35 WASHINGTON S steal (1)
04:34		4-9	-5	35 WASHINGTON S 2pt FG fast break from turnover in the paint, layup made (2)
04:13	2 JACKSON A 3pt FG , jump shot missed			
04:09				3 CAMBRIDGE J defensive rebound (3)
03:59				24 MAKURAT A 3pt FG , jump shot missed
03:56				35 WASHINGTON S offensive rebound (2)
03:48				3 CAMBRIDGE J 2pt FG second chance in the paint, floating jump shot blocked
03:48	5 DIEW N block (1)			
03:43	55 CROOKS A defensive rebound (2)			
03:39	5 DIEW N turnover lost ball (1)			23 MOORE I steal (1)
03:30				23 MOORE I 3pt FG from turnover, jump shot missed
03:25	5 DIEW N defensive rebound (1)			
03:25	5 DIEW N foul drawn (1)			11 OLIVER J foul personal (1 - 2)
03:25	Timeout media			
03:25	5 DIEW N substitution out			
03:25	13 BELANGER H substitution out			
03:25	55 CROOKS A substitution out			
03:25	0 NATABOU I substitution in			
03:25	23 JOENS K substitution in			
03:25	24 BROWN A substitution in			
03:25				11 OLIVER J substitution out
03:25				23 MOORE I substitution out
03:25				35 WASHINGTON S substitution out
03:25				4 GREENE M substitution in
03:25				12 PIERRE K substitution in
03:25				13 PISSOTT J substitution in
03:00	24 BROWN A 2pt FG in the paint, driving layup made (4)	6-9	-3	
03:00	2 JACKSON A assist (1)			
02:43				12 PIERRE K 2pt FG in the paint, pull up jump shot missed
02:39	23 JOENS K defensive rebound (1)			
02:20	2 JACKSON A foul drawn (1)			3 CAMBRIDGE J foul personal (1 - 3)
02:20	2 JACKSON A substitution out			
02:20	13 BELANGER H substitution in			
02:10	1 BRISTOW J 2pt FG outside the paint, jump shot missed			
02:08				24 MAKURAT A defensive rebound (2)
02:08	jump ball situation			
02:08	13 BELANGER H steal (1)			24 MAKURAT A turnover lost ball (1)
02:08	0 NATABOU I substitution out			



Vanderbilt at Iowa St.

11/24/23 South Point Arena, Las Vegas
2023-24 Women's Basketball

Officials: Davis Knight, Bryan Enterline, Metta Christensen

Game Time	ISU	Score	Diff	VAN
02:08	1 BRISTOW J substitution out			
02:08	5 DIEW N substitution in			
02:08	55 CROOKS A substitution in			
02:08				24 MAKURAT A substitution out
02:08				35 WASHINGTON S substitution in
02:08	55 CROOKS A foul offensive (1 - 1)			12 PIERRE K foul drawn (1)
02:08	55 CROOKS A turnover offensive (2)			
01:43				13 PISSOTT J 3pt FG from turnover, jump shot missed
01:39	24 BROWN A defensive rebound (2)			
01:30	13 BELANGER H 3pt FG , jump shot missed			
01:26	24 BROWN A offensive rebound (3)			
01:24	55 CROOKS A 2pt FG second chance in the paint, layup made (2)	8-9	-1	
01:24	24 BROWN A assist (2)			
01:24	55 CROOKS A foul drawn (2)			13 PISSOTT J foul shooting (1 - 4)
01:24	55 CROOKS A free throw 1 - 1 made (3)	9-9	0	
01:04				12 PIERRE K turnover travel (1)
00:53	23 JOENS K 3pt FG from turnover, jump shot made (3)	12-9	3	
00:53	13 BELANGER H assist (1)			
00:38		12-11	1	4 GREENE M 2pt FG outside the paint, jump shot made (2)
00:35				12 PIERRE K substitution out
00:35				11 OLIVER J substitution in
00:21	5 DIEW N 2pt FG in the paint, driving layup missed			
00:19				3 CAMBRIDGE J defensive rebound (4)
00:04				35 WASHINGTON S turnover out of bounds (1)
END OF PERIOD				
ISU 12-11 VAN				



Vanderbilt at Iowa St.

11/24/23 South Point Arena, Las Vegas
2023-24 Women's Basketball

Officials: Davis Knight, Bryan Enterline, Metta Christensen

Vanderbilt - 11

NO.	Name	F	Min	FG	3P	FT	Rebounds			Fouls		TP	AS	TO	ST	Blocks		+/-
				M-A	M-A	M-A	OR	DR	TOT	PF	FD					BS	BA	
35	Sacha Washington	F	08:43	1-1	0-0	0-0	1	1	2	0	0	2	0	1	1	0	0	1
3	Jordyn Cambridge	G	10:00	2-5	0-2	0-0	0	4	4	1	0	4	0	0	0	0	1	-1
11	Jordyn Oliver	G	07:11	0-0	0-0	0-0	1	3	4	1	0	0	1	0	0	0	0	5
13	Justine Pissott	G	06:56	1-4	1-4	0-0	0	0	0	1	0	3	1	0	0	0	0	-3
23	Iyana Moore	G	06:35	0-5	0-4	0-0	0	0	0	1	0	0	0	0	1	0	0	5
24	Aga Makurat		04:21	0-1	0-1	0-0	0	2	2	0	0	0	0	1	0	0	0	0
4	Madison Greene		03:25	1-1	0-0	0-0	0	0	0	0	0	2	0	0	0	0	0	-6
12	Khamil Pierre		02:50	0-1	0-0	0-0	0	0	0	0	1	0	0	1	0	0	0	-6
Team							0	0	0			0		0				
Totals				5-18	1-11	0-0	2	10	12	4	1	11	2	3	2	0	1	-1

Shooting By Period		
1st FG%	5-18	27.8%
3PT%	1-11	9.1%
FT%	0-0	0%
GM FG%	5-18	27.8%
3PT%	1-11	9.1%
FT%	0-0	0.0%

Dead Ball Rebounds: 0, 0

Technical Fouls::NONE

Iowa St. - 12

NO.	Name	F	Min	FG	3P	FT	Rebounds			Fouls		TP	AS	TO	ST	Blocks		+/-
				M-A	M-A	M-A	OR	DR	TOT	PF	FD					BS	BA	
5	Nyamer Diew	F	08:43	0-3	0-2	0-0	0	1	1	0	1	0	0	1	0	1	0	-1
24	Addy Brown	F	07:40	2-3	0-1	0-0	1	2	3	0	0	4	2	0	0	0	0	3
0	Isnelle Natabou	C	04:48	1-1	0-0	0-0	1	3	4	0	0	2	0	0	0	0	0	-1
13	Hannah Belanger	G	08:55	0-2	0-2	0-0	0	1	1	0	0	0	1	0	1	0	0	-1
23	Kelsey Joens	G	06:56	1-3	1-3	0-0	0	1	1	0	0	3	0	0	0	0	0	3
2	Arianna Jackson		04:09	0-1	0-1	0-0	0	1	1	0	1	0	1	0	0	0	0	0
55	Audi Crooks		05:12	1-2	0-0	1-3	0	2	2	1	2	3	0	2	0	0	0	2
1	Jalynn Bristow		03:37	0-1	0-0	0-0	0	0	0	0	0	0	0	0	0	0	0	0
Team							0	0	0			0		0				
Totals				5-16	1-9	1-3	2	11	13	1	4	12	4	3	1	1	0	1

Shooting By Period		
1st FG%	5-16	31.3%
3PT%	1-9	11.1%
FT%	1-3	33.3%
GM FG%	5-16	31.3%
3PT%	1-9	11.1%
FT%	1-3	33.3%

Dead Ball Rebounds: 1, 0

Technical Fouls::NONE

	VAN	ISU
Biggest lead	5 (1 st 4:34)	3 (1 st 0:53)
Best Scoring Run	4 (1 st 4:34)	8 (1 st 0:53)
Lead Changes	1	
Times Tied	1	
Time with Lead	08:16	00:54

Points from	VAN	ISU
Turnovers	2	3
Paint	2	6
Second Chance	3	3
Fast Breaks	2	0
Bench	2	3

Period by Period Scoring					
	1st	2nd	3rd	4th	TOT
VAN	11	17	15	25	68
ISU	12	4	24	13	53



Vanderbilt at Iowa St.

11/24/23 South Point Arena, Las Vegas
2023-24 Women's Basketball

Officials: Davis Knight, Bryan Enterline, Metta Christensen

Period 2

Quarter Starters:

ISU	1 Bristow J	5 Diew N	13 Belanger H	23 Joens K	24 Brown A
VAN	3 Cambridge J	4 Greene M	11 Oliver J	13 Pissott J	35 Washington S

Game Time	ISU	Score	Diff	VAN
10:00	55 CROOKS A substitution out			
10:00	1 BRISTOW J substitution in			
09:51	jump ball situation			
09:51	23 JOENS K turnover lost ball (1)			3 CAMBRIDGE J steal (1)
09:51	23 JOENS K substitution out			
09:51	2 JACKSON A substitution in			
09:32		12-13	-1	35 WASHINGTON S 2pt FG from turnover in the paint, hook shot made (4)
09:17	24 BROWN A foul drawn (1)			13 PISSOTT J foul personal (2 - 1)
09:17				4 GREENE M substitution out
09:17				13 PISSOTT J substitution out
09:17				23 MOORE I substitution in
09:17				24 MAKURAT A substitution in
09:04	1 BRISTOW J 2pt FG outside the paint, jump shot missed			
09:02				3 CAMBRIDGE J defensive rebound (5)
08:44		12-15	-3	23 MOORE I 2pt FG in the paint, layup made (2)
08:26	1 BRISTOW J turnover travel (1)			
08:26	1 BRISTOW J substitution out			
08:26	55 CROOKS A substitution in			
08:26				3 CAMBRIDGE J substitution out
08:26				4 GREENE M substitution in
08:14				24 MAKURAT A 2pt FG from turnover outside the paint, jump shot missed
08:09	defensive rebound (14)			
08:09	13 BELANGER H substitution out			
08:09	23 JOENS K substitution in			
07:45	23 JOENS K turnover lost ball (2)			
07:34		12-17	-5	23 MOORE I 2pt FG from turnover outside the paint, step back jump shot made (4)
07:18	24 BROWN A turnover bad pass (1)			
07:18	2 JACKSON A substitution out			
07:18	23 JOENS K substitution out			
07:18	1 BRISTOW J substitution in			
07:18	13 BELANGER H substitution in			
07:01				35 WASHINGTON S 2pt FG from turnover in the paint, jump shot missed
06:59	1 BRISTOW J defensive rebound (1)			
06:42	55 CROOKS A 2pt FG in the paint, layup made (5)	14-17	-3	
06:42	1 BRISTOW J assist (1)			
06:20				24 MAKURAT A 2pt FG in the paint, turnaround jump shot missed
06:18	55 CROOKS A defensive rebound (3)			
06:09	1 BRISTOW J 2pt FG in the paint, layup missed			
06:07				11 OLIVER J defensive rebound (5)
05:58		14-19	-5	23 MOORE I 2pt FG in the paint, layup made (6)



Vanderbilt at Iowa St.

11/24/23 South Point Arena, Las Vegas
2023-24 Women's Basketball

Officials: Davis Knight, Bryan Enterline, Metta Christensen

Game Time	ISU	Score	Diff	VAN
05:58	5 DIEW N foul shooting (1 - 1)			23 MOORE I foul drawn (1)
05:58	55 CROOKS A substitution out			
05:58	0 NATABOU I substitution in			
05:58				24 MAKURAT A substitution out
05:58				35 WASHINGTON S substitution out
05:58				3 CAMBRIDGE J substitution in
05:58				12 PIERRE K substitution in
05:58		14-20	-6	23 MOORE I free throw 1 - 1 made (7)
05:42	5 DIEW N turnover travel (2)			
05:42	5 DIEW N substitution out			
05:42	23 JOENS K substitution in			
05:20				23 MOORE I 3pt FG from turnover, jump shot missed
05:16				23 MOORE I offensive rebound (1)
05:13	jump ball situation			
05:13	23 JOENS K steal (1)			12 PIERRE K turnover lost ball (2)
04:56	0 NATABOU I 2pt FG from turnover in the paint, layup made (4)	16-20	-4	
04:56	13 BELANGER H assist (2)			
04:40		16-23	-7	3 CAMBRIDGE J 3pt FG , jump shot made (7)
04:40				4 GREENE M assist (1)
04:22	24 BROWN A turnover bad pass (2)			3 CAMBRIDGE J steal (2)
04:16				3 CAMBRIDGE J 3pt FG from turnover, jump shot missed
04:13	1 BRISTOW J defensive rebound (2)			
04:03	23 JOENS K 3pt FG , jump shot missed			
03:57				defensive dead ball rebound (1)
03:58	Timeout media			
03:58	0 NATABOU I substitution out			
03:58	1 BRISTOW J substitution out			
03:58	5 DIEW N substitution in			
03:58	55 CROOKS A substitution in			
03:58				12 PIERRE K substitution out
03:58				35 WASHINGTON S substitution in
03:44				35 WASHINGTON S turnover out of bounds (2)
03:30	13 BELANGER H turnover bad pass (1)			4 GREENE M steal (1)
03:13		16-26	-10	4 GREENE M 3pt FG from turnover, jump shot made (5)
03:13				11 OLIVER J assist (2)
03:01	13 BELANGER H foul drawn (1)			4 GREENE M foul personal (1 - 2)
03:01	13 BELANGER H substitution out			
03:01	2 JACKSON A substitution in			
02:57	55 CROOKS A foul drawn (3)			35 WASHINGTON S foul personal (1 - 3)
02:53	5 DIEW N 2pt FG in the paint, layup missed			
02:52				defensive rebound (16)
02:52	55 CROOKS A foul personal (2 - 2)			35 WASHINGTON S foul drawn (1)
02:44				4 GREENE M 3pt FG , pull up jump shot missed
02:40	55 CROOKS A defensive rebound (4)			
02:32	24 BROWN A 2pt FG in the paint, jump shot blocked			
02:32				11 OLIVER J block (1)
02:28				3 CAMBRIDGE J defensive rebound (6)
02:26				3 CAMBRIDGE J 2pt FG in the paint, floating jump shot missed
02:22	24 BROWN A defensive rebound (4)			



Vanderbilt at Iowa St.

11/24/23 South Point Arena, Las Vegas
2023-24 Women's Basketball

Officials: Davis Knight, Bryan Enterline, Metta Christensen

Game Time	ISU	Score	Diff	VAN
02:10	5 DIEW N 2pt FG in the paint, layup blocked			
02:10				35 WASHINGTON S block (1)
02:07				3 CAMBRIDGE J defensive rebound (7)
02:02				23 MOORE I turnover travel (1)
02:02	5 DIEW N substitution out			
02:02	23 JOENS K substitution out			
02:02	55 CROOKS A substitution out			
02:02	0 NATABOU I substitution in			
02:02	1 BRISTOW J substitution in			
02:02	13 BELANGER H substitution in			
02:02				4 GREENE M substitution out
02:02				24 MAKURAT A substitution in
01:38	13 BELANGER H 2pt FG from turnover outside the paint, step back jump shot missed			
01:35				defensive rebound (19)
01:13				3 CAMBRIDGE J 2pt FG outside the paint, jump shot missed
01:11				offensive rebound (20)
01:08		16-28	-12	23 MOORE I 2pt FG second chance in the paint, jump shot made (9)
00:48	0 NATABOU I 2pt FG in the paint, layup missed			
00:45				23 MOORE I defensive rebound (2)
00:24				24 MAKURAT A 3pt FG , jump shot missed
00:20	2 JACKSON A defensive rebound (2)			
00:03	0 NATABOU I 2pt FG in the paint, jump shot missed			
00:00				3 CAMBRIDGE J defensive rebound (8)
END OF PERIOD				
ISU 16-28 VAN				



Vanderbilt at Iowa St.

11/24/23 South Point Arena, Las Vegas
2023-24 Women's Basketball

Officials: Davis Knight, Bryan Enterline, Metta Christensen

Vanderbilt - 17

NO.	Name	F/G	Min	FG			Rebounds			Fouls		TP	AS	TO	ST	Blocks		+/-
				M-A	M-A	M-A	OR	DR	TOT	PF	FD					BS	BA	
35	Sacha Washington	F	08:00	1-2	0-0	0-0	0	0	0	1	1	2	0	1	0	1	0	11
3	Jordyn Cambridge	G	07:32	1-4	1-2	0-0	0	4	4	0	0	3	0	0	2	0	0	11
11	Jordyn Oliver	G	10:00	0-0	0-0	0-0	0	1	1	0	0	0	1	0	0	1	0	13
13	Justine Pissott	G	00:43	0-0	0-0	0-0	0	0	0	1	0	0	0	0	0	0	0	2
23	Iyana Moore	G	09:17	4-5	0-1	1-1	1	1	2	0	1	9	0	1	0	0	0	11
24	Aga Makurat		05:21	0-3	0-1	0-0	0	0	0	0	0	0	0	0	0	0	0	6
4	Madison Greene		07:07	1-2	1-2	0-0	0	0	0	1	0	3	1	0	1	0	0	9
12	Khamil Pierre		02:00	0-0	0-0	0-0	0	0	0	0	0	0	0	1	0	0	0	2
Team							1	2	3			0			0			
Totals				7-16	2-6	1-1	2	8	10	3	2	17	2	3	3	2	0	13

Shooting By Period		
2 nd FG%	7-16	43.8%
3PT%	2-6	33.3%
FT%	1-1	100%
GM FG%	7-16	43.8%
3PT%	2-6	33.3%
FT%	1-1	100.0%

Dead Ball Rebounds: 0, 1

Technical Fouls::NONE

Iowa St. - 4

NO.	Name	F/G	Min	FG			Rebounds			Fouls		TP	AS	TO	ST	Blocks		+/-
				M-A	M-A	M-A	OR	DR	TOT	PF	FD					BS	BA	
5	Nyamer Diew	F	06:14	0-2	0-0	0-0	0	0	0	1	0	0	0	1	0	0	1	-10
24	Addy Brown	F	10:00	0-1	0-0	0-0	0	1	1	0	1	0	0	2	0	0	1	-13
0	Isnelle Natabou	C	04:02	1-3	0-0	0-0	0	0	0	0	0	2	0	0	0	0	0	-4
13	Hannah Belanger	G	08:10	0-1	0-0	0-0	0	0	0	0	1	0	1	1	0	0	0	-11
23	Kelsey Joens	G	04:40	0-1	0-1	0-0	0	0	0	0	0	0	0	2	1	0	0	-6
1	Jalynn Bristow		06:56	0-2	0-0	0-0	0	2	2	0	0	0	1	1	0	0	0	-8
2	Arianna Jackson		05:34	0-0	0-0	0-0	0	1	1	0	0	0	0	0	0	0	0	-8
55	Audi Crooks		04:24	1-1	0-0	0-0	0	2	2	1	1	2	0	0	0	0	0	-5
Team							0	1	1			0			0			
Totals				2-11	0-1	0-0	0	7	7	2	3	4	2	7	1	0	2	-13

Shooting By Period		
2 nd FG%	2-11	18.2%
3PT%	0-1	0.0%
FT%	0-0	0%
GM FG%	2-11	18.2%
3PT%	0-1	0.0%
FT%	0-0	0.0%

Dead Ball Rebounds: 0, 0

Technical Fouls::NONE

	VAN	ISU
Biggest lead	12 (2 nd 1:08)	0 (1 st 10:00)
Best Scoring Run	8(2 nd 1:08)	2(2 nd 6:42)
Lead Changes	1	
Times Tied	0	
Time with Lead	09:32	00:00

Points from	VAN	ISU
Turnovers	7	2
Paint	8	4
Second Chance	2	0
Fast Breaks	0	0
Bench	3	2

	Period by Period Scoring				
	1st	2nd	3rd	4th	TOT
VAN	11	17	15	25	68
ISU	12	4	24	13	53



Vanderbilt at Iowa St.

11/24/23 South Point Arena, Las Vegas
2023-24 Women's Basketball

Officials: Davis Knight, Bryan Enterline, Metta Christensen

Vanderbilt - 28

NO.	Name	F	Min	FG			Rebounds			Fouls		TP	AS	TO	ST	Blocks		+/-
				M-A	M-A	M-A	OR	DR	TOT	PF	FD					BS	BA	
35	Sacha Washington	F	16:43	2-3	0-0	0-0	1	1	2	1	1	4	0	2	1	1	0	12
3	Jordyn Cambridge	G	17:32	3-9	1-4	0-0	0	8	8	1	0	7	0	0	2	0	1	10
11	Jordyn Oliver	G	17:11	0-0	0-0	0-0	1	4	5	1	0	0	2	0	0	1	0	18
13	Justine Pissott	G	07:39	1-4	1-4	0-0	0	0	0	2	0	3	1	0	0	0	0	-1
23	Iyana Moore	G	15:52	4-10	0-5	1-1	1	1	2	1	1	9	0	1	1	0	0	16
24	Aga Makurat		09:42	0-4	0-2	0-0	0	2	2	0	0	0	0	1	0	0	0	6
4	Madison Greene		10:32	2-3	1-2	0-0	0	0	0	1	0	5	1	0	1	0	0	3
12	Khamil Pierre		04:50	0-1	0-0	0-0	0	0	0	0	1	0	0	2	0	0	0	-4
Team							1	2	3			0		0				
Totals				12-34	3-17	1-1	4	18	22	7	3	28	4	6	5	2	1	12

Shooting By Period		
1st FG%	5-18	27.8%
3PT%	1-11	9.1%
FT%	0-0	0%
2nd FG%	7-16	43.8%
3PT%	2-6	33.3%
FT%	1-1	100%
GM FG%	12-34	35.3%
3PT%	3-17	17.6%
FT%	1-1	100.0%

Dead Ball Rebounds: 0, 1

Technical Fouls::NONE

Iowa St. - 16

NO.	Name	F	Min	FG			Rebounds			Fouls		TP	AS	TO	ST	Blocks		+/-
				M-A	M-A	M-A	OR	DR	TOT	PF	FD					BS	BA	
5	Nyamer Diew	F	14:57	0-5	0-2	0-0	0	1	1	1	1	0	0	2	0	1	1	-11
24	Addy Brown	F	17:40	2-4	0-1	0-0	1	3	4	0	1	4	2	2	0	0	1	-10
0	Isnelle Natabou	C	08:50	2-4	0-0	0-0	1	3	4	0	0	4	0	0	0	0	0	-5
13	Hannah Belanger	G	17:05	0-3	0-2	0-0	0	1	1	0	1	0	2	1	1	0	0	-12
23	Kelsey Joens	G	11:36	1-4	1-4	0-0	0	1	1	0	0	3	0	2	1	0	0	-3
2	Arianna Jackson		09:43	0-1	0-1	0-0	0	2	2	0	1	0	1	0	0	0	0	-8
55	Audi Crooks		09:36	2-3	0-0	1-3	0	4	4	2	3	5	0	2	0	0	0	-3
1	Jalynn Bristow		10:33	0-3	0-0	0-0	0	2	2	0	0	0	1	1	0	0	0	-8
Team							0	1	1			0		0				
Totals				7-27	1-10	1-3	2	18	20	3	7	16	6	10	2	1	2	-12

Shooting By Period		
1st FG%	5-16	31.3%
3PT%	1-9	11.1%
FT%	1-3	33.3%
2nd FG%	2-11	18.2%
3PT%	0-1	0.0%
FT%	0-0	0%
GM FG%	7-27	25.9%
3PT%	1-10	10.0%
FT%	1-3	33.3%

Dead Ball Rebounds: 1, 0

Technical Fouls::NONE

	VAN	ISU
Biggest lead	12 (2 nd 1:08)	3 (1 st 0:53)
Best Scoring Run	8(2 nd 7:34)	8(1 st 0:53)
Lead Changes	2	
Times Tied	1	
Time with Lead	17:48	01:22

Points from	VAN	ISU
Turnovers	9	5
Paint	10	10
Second Chance	5	3
Fast Breaks	2	0
Bench	5	5

	Period by Period Scoring				
	1st	2nd	3rd	4th	TOT
VAN	11	17	15	25	68
ISU	12	4	24	13	53



Vanderbilt at Iowa St.

11/24/23 South Point Arena, Las Vegas
2023-24 Women's Basketball

Officials: Davis Knight, Bryan Enterline, Metta Christensen

Period 3

Quarter Starters:

ISU	5 Diew N	13 Belanger H	23 Joens K	24 Brown A	55 Crooks A
VAN	3 Cambridge J	11 Oliver J	13 Pissott J	23 Moore I	35 Washington S

Game Time	ISU	Score	Diff	VAN
10:00	0 NATABOU I substitution out			
10:00	1 BRISTOW J substitution out			
10:00	2 JACKSON A substitution out			
10:00	5 DIEW N substitution in			
10:00	23 JOENS K substitution in			
10:00	55 CROOKS A substitution in			
10:00				24 MAKURAT A substitution out
10:00				13 PISSOTT J substitution in
09:41		16-31	-15	13 PISSOTT J 3pt FG , jump shot made (6)
09:41				3 CAMBRIDGE J assist (1)
09:17	55 CROOKS A turnover lost ball (3)			11 OLIVER J steal (1)
09:17				11 OLIVER J turnover travel (1)
09:17	24 BROWN A substitution out			
09:17	1 BRISTOW J substitution in			
09:13	13 BELANGER H foul drawn (2)			35 WASHINGTON S foul personal (2 - 1)
09:02	55 CROOKS A 2pt FG from turnover in the paint, layup made (7)	18-31	-13	
09:02	23 JOENS K assist (1)			
08:45		18-33	-15	11 OLIVER J 2pt FG outside the paint, turnaround jump shot made (2)
08:45				23 MOORE I assist (1)
08:25	23 JOENS K 3pt FG , jump shot missed			
08:21				3 CAMBRIDGE J defensive rebound (9)
08:15				23 MOORE I 3pt FG , jump shot missed
08:11	1 BRISTOW J defensive rebound (3)			
08:05	5 DIEW N 2pt FG in the paint, layup made (2)	20-33	-13	
08:05	1 BRISTOW J assist (2)			
07:51				11 OLIVER J 2pt FG outside the paint, jump shot missed
07:49	1 BRISTOW J defensive rebound (4)			
07:29	13 BELANGER H 3pt FG , jump shot missed			
07:23				23 MOORE I defensive rebound (3)
07:23	1 BRISTOW J foul personal (1 - 1)			23 MOORE I foul drawn (2)
07:23	1 BRISTOW J substitution out			
07:23	13 BELANGER H substitution out			
07:23	55 CROOKS A substitution out			
07:23	0 NATABOU I substitution in			
07:23	2 JACKSON A substitution in			
07:23	24 BROWN A substitution in			
06:56	23 JOENS K foul shooting (1 - 2)			23 MOORE I foul drawn (3)
06:56		20-34	-14	23 MOORE I free throw 1 - 2 made (10)
06:56		20-35	-15	23 MOORE I free throw 2 - 2 made (11)
06:45	5 DIEW N 2pt FG outside the paint, jump shot made (4)	22-35	-13	
06:45	0 NATABOU I assist (1)			
06:30				23 MOORE I 3pt FG , pull up jump shot missed



Vanderbilt at Iowa St.

11/24/23 South Point Arena, Las Vegas
2023-24 Women's Basketball

Officials: Davis Knight, Bryan Enterline, Metta Christensen

Game Time	ISU	Score	Diff	VAN
06:25	0 NATABOU I defensive rebound (5)			
06:16	0 NATABOU I foul drawn (1)			35 WASHINGTON S foul personal (3 - 2)
06:16				35 WASHINGTON S substitution out
06:16				12 PIERRE K substitution in
06:13	5 DIEW N 2pt FG outside the paint, jump shot missed			
06:10	0 NATABOU I offensive rebound (6)			
06:08	0 NATABOU I 2pt FG second chance in the paint, hook shot missed			
06:05	2 JACKSON A offensive rebound (3)			
06:02	5 DIEW N 2pt FG second chance in the paint, driving layup made (6)	24-35	-11	
06:02	2 JACKSON A assist (2)			
05:49	23 JOENS K steal (2)			3 CAMBRIDGE J turnover bad pass (1)
05:38	2 JACKSON A foul drawn (2)			12 PIERRE K foul personal (1 - 3)
05:38	23 JOENS K substitution out			
05:38	13 BELANGER H substitution in			
05:38				11 OLIVER J substitution out
05:38				4 GREENE M substitution in
05:31	5 DIEW N foul drawn (2)			13 PISSOTT J foul shooting (3 - 4)
05:31				13 PISSOTT J substitution out
05:31				24 MAKURAT A substitution in
05:31	5 DIEW N free throw 1 - 2 missed			
05:31	offensive dead ball rebound (2)			
05:31	5 DIEW N free throw 2 - 2 made (7)	25-35	-10	
05:31	0 NATABOU I substitution out			
05:31	55 CROOKS A substitution in			
05:19				12 PIERRE K 2pt FG outside the paint, jump shot missed
05:13	13 BELANGER H defensive rebound (2)			
04:55	13 BELANGER H 2pt FG outside the paint, pull up jump shot made (2)	27-35	-8	
04:55	24 BROWN A assist (3)			
04:50				Timeout 30 Sec
04:50	Timeout media			
04:50				3 CAMBRIDGE J substitution out
04:50				5 ALLEN R substitution in
04:32		27-37	-10	12 PIERRE K 2pt FG outside the paint, jump shot made (2)
04:32				23 MOORE I assist (2)
04:12	5 DIEW N foul offensive (2 - 3)			12 PIERRE K foul drawn (2)
04:12	5 DIEW N turnover offensive (3)			
04:12	Timeout media			
03:57		27-39	-12	5 ALLEN R 2pt FG from turnover outside the paint, pull up jump shot made (2)
03:57				12 PIERRE K assist (1)
03:42	2 JACKSON A 3pt FG , jump shot made (3)	30-39	-9	
03:42	13 BELANGER H assist (3)			
03:25		30-41	-11	24 MAKURAT A 2pt FG in the paint, layup made (2)
03:25				23 MOORE I assist (3)
03:10	55 CROOKS A 2pt FG in the paint, layup made (9)	32-41	-9	
03:10	5 DIEW N assist (1)			
03:10	55 CROOKS A foul drawn (4)			24 MAKURAT A foul shooting (1 - 5)



Vanderbilt at Iowa St.

11/24/23 South Point Arena, Las Vegas
2023-24 Women's Basketball

Officials: Davis Knight, Bryan Enterline, Metta Christensen

Game Time	ISU	Score	Diff	VAN
03:10	2 JACKSON A substitution out			
03:10	23 JOENS K substitution in			
03:10	55 CROOKS A free throw 1 - 1 missed			
03:10				24 MAKURAT A defensive rebound (3)
02:43				5 ALLEN R 3pt FG , jump shot blocked
02:43	5 DIEW N block (2)			
02:37	5 DIEW N defensive rebound (2)			
02:32	23 JOENS K 3pt FG , jump shot made (6)	35-41	-6	
02:32	5 DIEW N assist (2)			
02:13				23 MOORE I 3pt FG , jump shot missed
02:13	defensive rebound (28)			
02:13	55 CROOKS A substitution out			
02:13	1 BRISTOW J substitution in			
02:13				4 GREENE M substitution out
02:13				3 CAMBRIDGE J substitution in
01:53	13 BELANGER H 3pt FG , jump shot missed			
01:49	24 BROWN A offensive rebound (5)			
01:48	24 BROWN A 2pt FG second chance in the paint, layup made (6)	37-41	-4	
01:25				24 MAKURAT A 3pt FG , jump shot missed
01:23				offensive rebound (26)
01:23				24 MAKURAT A substitution out
01:23				11 OLIVER J substitution in
01:21				12 PIERRE K 2pt FG second chance in the paint, layup missed
01:17	23 JOENS K defensive rebound (2)			
01:14	23 JOENS K turnover lost ball (3)			5 ALLEN R steal (1)
01:14				12 PIERRE K 2pt FG from turnover outside the paint, jump shot missed
01:10	1 BRISTOW J defensive rebound (5)			
01:01	24 BROWN A 2pt FG in the paint, layup made (8)	39-41	-2	
01:01	24 BROWN A foul drawn (2)			12 PIERRE K foul shooting (2 - 6)
01:01				12 PIERRE K substitution out
01:01				24 MAKURAT A substitution in
01:01	24 BROWN A free throw 1 - 1 made (9)	40-41	-1	
00:47				23 MOORE I 2pt FG outside the paint, jump shot missed
00:43	5 DIEW N defensive rebound (3)			
00:37	23 JOENS K 2pt FG in the paint, jump shot missed			
00:34	23 JOENS K offensive rebound (3)			
00:33	23 JOENS K 2pt FG second chance in the paint, layup missed			
00:31				5 ALLEN R defensive rebound (1)
00:01	5 DIEW N foul shooting (3 - 4)			23 MOORE I foul drawn (4)
00:01	23 JOENS K substitution out			
00:01	2 JACKSON A substitution in			
00:01		40-42	-2	23 MOORE I free throw 1 - 2 made (12)
00:01		40-43	-3	23 MOORE I free throw 2 - 2 made (13)
00:00	24 BROWN A turnover bad pass (3)			5 ALLEN R steal (2)
END OF PERIOD				
ISU 40-43 VAN				



Vanderbilt at Iowa St.

11/24/23 South Point Arena, Las Vegas
2023-24 Women's Basketball

Officials: Davis Knight, Bryan Enterline, Metta Christensen

Vanderbilt - 15

NO.	Name	F/G	Min	FG	3P	FT	Rebounds			Fouls		TP	AS	TO	ST	Blocks		+/-
							M-A	M-A	M-A	OR	DR					TOT	PF	
35	Sacha Washington	F	03:44	0-0	0-0	0-0	0	0	0	2	0	0	0	0	0	0	0	1
3	Jordyn Cambridge	G	07:23	0-0	0-0	0-0	0	1	1	0	0	0	1	1	0	0	0	-7
11	Jordyn Oliver	G	05:45	1-2	0-0	0-0	0	0	0	0	0	2	0	1	1	0	0	-2
13	Justine Pissott	G	04:29	1-1	1-1	0-0	0	0	0	1	0	3	0	0	0	0	0	-1
23	Iyana Moore	G	10:00	0-4	0-3	4-4	0	1	1	0	3	4	3	0	0	0	0	-9
12	Khamil Pierre		05:15	1-4	0-0	0-0	0	0	0	2	1	2	1	0	0	0	0	-11
4	Madison Greene		03:25	0-0	0-0	0-0	0	0	0	0	0	0	0	0	0	0	0	-5
24	Aga Makurat		05:09	1-2	0-1	0-0	0	1	1	1	0	2	0	0	0	0	0	-6
5	Ryanne Allen		04:50	1-2	0-1	0-0	0	1	1	0	0	2	0	0	2	0	1	-5
Team							1	0	1			0		0				
Totals				5-15	1-6	4-4	1	4	5	6	4	15	5	2	3	0	1	-9

Shooting By Period		
3rd FG%	5-15	33.3%
3PT%	1-6	16.7%
FT%	4-4	100%
GM FG%	5-15	33.3%
3PT%	1-6	16.7%
FT%	4-4	100.0%

Dead Ball Rebounds: 0, 0

Technical Fouls::NONE

Iowa St. - 24

NO.	Name	F/G	Min	FG	3P	FT	Rebounds			Fouls		TP	AS	TO	ST	Blocks		+/-
							M-A	M-A	M-A	OR	DR					TOT	PF	
5	Nyamer Diew	F	10:00	3-4	0-0	1-2	0	2	2	2	1	7	2	1	0	1	0	9
24	Addy Brown	F	08:06	2-2	0-0	1-1	1	0	1	0	1	5	1	1	0	0	0	7
0	Isnelle Natabou	C	01:52	0-1	0-0	0-0	1	1	2	0	1	0	1	0	0	0	0	3
13	Hannah Belanger	G	08:15	1-3	0-2	0-0	0	1	1	0	1	2	1	0	0	0	0	7
23	Kelsey Joens	G	07:31	1-4	1-2	0-0	1	1	2	1	0	3	1	1	1	0	0	9
55	Audi Crooks		05:55	2-2	0-0	0-1	0	0	0	0	1	4	0	1	0	0	0	3
1	Jalynn Bristow		04:07	0-0	0-0	0-0	0	3	3	1	0	0	1	0	0	0	0	5
2	Arianna Jackson		04:14	1-1	1-1	0-0	1	0	1	0	1	3	1	0	0	0	0	2
Team							0	1	1			0		0				
Totals				10-17	2-5	2-4	4	9	13	4	6	24	8	4	1	1	0	9

Shooting By Period		
3rd FG%	10-17	58.8%
3PT%	2-5	40.0%
FT%	2-4	50%
GM FG%	10-17	58.8%
3PT%	2-5	40.0%
FT%	2-4	50.0%

Dead Ball Rebounds: 1, 0

Technical Fouls::NONE

	VAN	ISU
Biggest lead	15 (3 rd 9:41)	0 (1 st 10:00)
Best Scoring Run	4(3 rd 3:57)	10(3 rd 1:01)
Lead Changes	0	
Times Tied	0	
Time with Lead	09:41	00:00

Points from	VAN	ISU
Turnovers	2	3
Paint	2	12
Second Chance	0	4
Fast Breaks	0	0
Bench	6	7

	Period by Period Scoring				
	1st	2nd	3rd	4th	TOT
VAN	11	17	15	25	68
ISU	12	4	24	13	53



Vanderbilt at Iowa St.

11/24/23 South Point Arena, Las Vegas
2023-24 Women's Basketball

Officials: Davis Knight, Bryan Enterline, Metta Christensen

Period 4

Quarter Starters:

ISU	2 Jackson A	5 Diew N	13 Belanger H	24 Brown A	55 Crooks A
VAN	3 Cambridge J	11 Oliver J	13 Pissott J	23 Moore I	35 Washington S

Game Time	ISU	Score	Diff	VAN
10:00	1 BRISTOW J substitution out			
10:00	55 CROOKS A substitution in			
10:00				5 ALLEN R substitution out
10:00				24 MAKURAT A substitution out
10:00				13 PISSOTT J substitution in
10:00				35 WASHINGTON S substitution in
09:50	55 CROOKS A 2pt FG in the paint, layup made (11)	42-43	-1	
09:50	2 JACKSON A assist (3)			
09:26	5 DIEW N foul shooting (4 - 1)			3 CAMBRIDGE J foul drawn (1)
09:26	5 DIEW N substitution out			
09:26	23 JOENS K substitution in			
09:26		42-44	-2	3 CAMBRIDGE J free throw 1 - 2 made (8)
09:26		42-45	-3	3 CAMBRIDGE J free throw 2 - 2 made (9)
09:07	2 JACKSON A turnover bad pass (1)			35 WASHINGTON S steal (2)
08:58		42-48	-6	13 PISSOTT J 3pt FG from turnover, jump shot made (9)
08:58				3 CAMBRIDGE J assist (2)
08:48	Timeout 30 Sec			
08:48	Timeout media			
08:32	13 BELANGER H foul drawn (3)			35 WASHINGTON S foul shooting (4 - 1)
08:32	13 BELANGER H free throw 1 - 2 missed			
08:32	offensive dead ball rebound (3)			
08:32	13 BELANGER H free throw 2 - 2 made (3)	43-48	-5	
08:32				35 WASHINGTON S substitution out
08:32				24 MAKURAT A substitution in
08:01				3 CAMBRIDGE J 2pt FG outside the paint, step back jump shot missed
07:58	defensive rebound (34)			
07:40	24 BROWN A 3pt FG , jump shot missed			
07:35				defensive rebound (28)
07:35	2 JACKSON A substitution out			
07:35	5 DIEW N substitution in			
07:24				13 PISSOTT J 3pt FG , jump shot missed
07:20				23 MOORE I offensive rebound (4)
07:14				24 MAKURAT A 3pt FG second chance, jump shot missed
07:11				11 OLIVER J offensive rebound (6)
06:57		43-51	-8	3 CAMBRIDGE J 3pt FG second chance, jump shot made (12)
06:57				24 MAKURAT A assist (1)
06:40	55 CROOKS A substitution out			
06:40	1 BRISTOW J substitution in			
06:40	1 BRISTOW J foul drawn (1)			13 PISSOTT J foul personal (4 - 2)
06:40				13 PISSOTT J substitution out
06:40				4 GREENE M substitution in
06:37	5 DIEW N 2pt FG in the paint, jump shot missed			



Vanderbilt at Iowa St.

11/24/23 South Point Arena, Las Vegas
2023-24 Women's Basketball

Officials: Davis Knight, Bryan Enterline, Metta Christensen

Game Time	ISU	Score	Diff	VAN
06:34	1 BRISTOW J offensive rebound (6)			
06:19	5 DIEW N 3pt FG second chance, jump shot missed			
06:17				defensive rebound (31)
05:54	1 BRISTOW J foul personal (2 - 2)			11 OLIVER J foul drawn (1)
05:39		43-53	-10	23 MOORE I 2pt FG in the paint, layup made (15)
05:39	13 BELANGER H foul shooting (1 - 3)			23 MOORE I foul drawn (5)
05:39		43-54	-11	23 MOORE I free throw 1 - 1 made (16)
05:32	5 DIEW N 3pt FG , jump shot made (10)	46-54	-8	
05:32	13 BELANGER H assist (4)			
05:12				11 OLIVER J 2pt FG in the paint, layup missed
05:09				23 MOORE I offensive rebound (5)
05:08		46-56	-10	23 MOORE I 2pt FG second chance in the paint, layup made (18)
05:00	23 JOENS K 3pt FG , jump shot missed			
04:56				11 OLIVER J defensive rebound (7)
04:43				23 MOORE I 2pt FG in the paint, jump shot missed
04:41				11 OLIVER J offensive rebound (8)
04:40	5 DIEW N foul personal (5 - 4)			11 OLIVER J foul drawn (2)
04:40	5 DIEW N substitution out			
04:40	55 CROOKS A substitution in			
04:38		46-59	-13	24 MAKURAT A 3pt FG second chance, jump shot made (5)
04:38				11 OLIVER J assist (3)
04:25	Timeout 30 Sec			
04:17	55 CROOKS A 2pt FG in the paint, layup made (13)	48-59	-11	
04:17	23 JOENS K assist (2)			
04:17	55 CROOKS A foul drawn (5)			24 MAKURAT A foul shooting (2 - 3)
04:17	55 CROOKS A free throw 1 - 1 made (14)	49-59	-10	
04:17				11 OLIVER J substitution out
04:17				35 WASHINGTON S substitution in
03:56	24 BROWN A foul shooting (1 - 5)			24 MAKURAT A foul drawn (1)
03:56				4 GREENE M substitution out
03:56				11 OLIVER J substitution in
03:56		49-60	-11	24 MAKURAT A free throw 1 - 2 made (6)
03:56		49-61	-12	24 MAKURAT A free throw 2 - 2 made (7)
03:39	24 BROWN A 3pt FG , jump shot missed			
03:36	23 JOENS K offensive rebound (4)			
03:31	55 CROOKS A 2pt FG second chance in the paint, turnaround jump shot missed			
03:30				defensive rebound (35)
03:17	23 JOENS K foul shooting (2 - 6)			23 MOORE I foul drawn (6)
03:16				23 MOORE I free throw 1 - 2 missed
03:16				offensive dead ball rebound (2)
03:16		49-62	-13	23 MOORE I free throw 2 - 2 made (19)
03:16	13 BELANGER H substitution out			
03:16	23 JOENS K substitution out			
03:16	2 JACKSON A substitution in			
03:16	4 DAWKINS S substitution in			
03:01	55 CROOKS A 2pt FG in the paint, turnaround jump shot missed			
02:58	1 BRISTOW J offensive rebound (7)			



Vanderbilt at Iowa St.

11/24/23 South Point Arena, Las Vegas
2023-24 Women's Basketball

Officials: Davis Knight, Bryan Enterline, Metta Christensen

Game Time	ISU	Score	Diff	VAN
02:56	24 BROWN A 2pt FG second chance outside the paint, jump shot made (11)	51-62	-11	
02:56	2 JACKSON A assist (4)			
02:31	1 BRISTOW J foul shooting (3 - 7)			35 WASHINGTON S foul drawn (2)
02:30		51-63	-12	35 WASHINGTON S free throw 1 - 2 made (5)
02:30		51-64	-13	35 WASHINGTON S free throw 2 - 2 made (6)
02:21	24 BROWN A 3pt FG , jump shot missed			
02:15				3 CAMBRIDGE J defensive rebound (10)
01:55	2 JACKSON A foul shooting (1 - 8)			23 MOORE I foul drawn (7)
01:55		51-65	-14	23 MOORE I free throw 1 - 2 made (20)
01:55		51-66	-15	23 MOORE I free throw 2 - 2 made (21)
01:39	1 BRISTOW J 2pt FG in the paint, layup missed			
01:37				3 CAMBRIDGE J defensive rebound (11)
01:09		51-68	-17	24 MAKURAT A 2pt FG in the paint, driving layup made (9)
01:09				3 CAMBRIDGE J assist (3)
00:55	1 BRISTOW J 2pt FG outside the paint, pull up jump shot made (2)	53-68	-15	
00:55	2 JACKSON A assist (5)			
00:27				35 WASHINGTON S 2pt FG in the paint, jump shot missed
00:23	1 BRISTOW J defensive rebound (8)			
00:14	2 JACKSON A turnover bad pass (2)			35 WASHINGTON S steal (3)
END OF GAME				
ISU 53-68 VAN				



Vanderbilt at Iowa St.

11/24/23 South Point Arena, Las Vegas
2023-24 Women's Basketball

Officials: Davis Knight, Bryan Enterline, Metta Christensen

Vanderbilt - 25

NO.	Name	F/G	Min	FG			Rebounds			Fouls		TP	AS	TO	ST	Blocks		+/-
				M-A	M-A	M-A	OR	DR	TOT	PF	FD					BS	BA	
35	Sacha Washington	F	05:45	0-1	0-0	2-2	0	0	0	1	1	2	0	0	2	0	0	7
3	Jordyn Cambridge	G	10:00	1-2	1-1	2-2	0	2	2	0	1	5	2	0	0	0	0	12
11	Jordyn Oliver	G	09:39	0-1	0-0	0-0	2	1	3	0	2	0	1	0	0	0	0	12
13	Justine Pissott	G	03:20	1-2	1-2	0-0	0	0	0	1	0	3	0	0	0	0	0	5
23	Iyana Moore	G	10:00	2-3	0-0	4-5	2	0	2	0	3	8	0	0	0	0	0	12
5	Ryanne Allen		00:00	0-0	0-0	0-0	0	0	0	0	0	0	0	0	0	0	0	
24	Aga Makurat		08:32	2-3	1-2	2-2	0	0	0	1	1	7	1	0	0	0	0	10
4	Madison Greene		02:44	0-0	0-0	0-0	0	0	0	0	0	0	0	0	0	0	0	2
Team							0	3	3			0		0				
Totals				6-12	3-5	10-11	4	6	10	3	8	25	4	0	2	0	0	12

Shooting By Period		
4 th FG%	6-12	50.0%
3PT%	3-5	60.0%
FT%	10-11	90.9%
GM FG%	6-12	50.0%
3PT%	3-5	60.0%
FT%	10-11	90.9%

Dead Ball Rebounds: 1, 0

Technical Fouls::NONE

Iowa St. - 13

NO.	Name	F/G	Min	FG			Rebounds			Fouls		TP	AS	TO	ST	Blocks		+/-
				M-A	M-A	M-A	OR	DR	TOT	PF	FD					BS	BA	
5	Nyamer Diew	F	03:29	1-3	1-2	0-0	0	0	0	2	0	3	0	0	0	0	0	-3
24	Addy Brown	F	10:00	1-4	0-3	0-0	0	0	0	1	0	2	0	0	0	0	0	-12
0	Isnelle Natabou	C	00:00	0-0	0-0	0-0	0	0	0	0	0	0	0	0	0	0	0	
13	Hannah Belanger	G	06:44	0-0	0-0	1-2	0	0	0	1	1	1	1	0	0	0	0	-10
23	Kelsey Joens	G	06:10	0-1	0-1	0-0	1	0	1	1	0	0	1	0	0	0	0	-12
55	Audi Crooks		08:00	2-4	0-0	1-1	0	0	0	0	1	5	0	0	0	0	0	-10
1	Jalynn Bristow		06:40	1-2	0-0	0-0	2	1	3	2	1	2	0	0	0	0	0	-7
2	Arianna Jackson		05:41	0-0	0-0	0-0	0	0	0	1	0	0	3	2	0	0	0	-4
4	Shantavia Dawkins		03:16	0-0	0-0	0-0	0	0	0	0	0	0	0	0	0	0	0	-2
Team							0	1	1			0		0				
Totals				5-14	1-6	2-3	3	2	5	8	3	13	5	2	0	0	0	-12

Shooting By Period		
4 th FG%	5-14	35.7%
3PT%	1-6	16.7%
FT%	2-3	66.7%
GM FG%	5-14	35.7%
3PT%	1-6	16.7%
FT%	2-3	66.7%

Dead Ball Rebounds: 1, 0

Technical Fouls::NONE

	VAN	ISU
Biggest lead	17 (4 th 1:09)	0 (1 st 10:00)
Best Scoring Run	6(4 th 5:39)	3(4 th 5:32)
Lead Changes	0	
Times Tied	0	
Time with Lead	09:50	00:00

	VAN	ISU
Points from		
Turnovers	3	0
Paint	6	4
Second Chance	8	2
Fast Breaks	0	0
Bench	7	7

Period by Period Scoring					
	1st	2nd	3rd	4th	TOT
VAN	11	17	15	25	68
ISU	12	4	24	13	53



Vanderbilt at Iowa St.

11/24/23 South Point Arena, Las Vegas
2023-24 Women's Basketball

Officials: Davis Knight, Bryan Enterline, Metta Christensen

Vanderbilt - 40

NO.	Name	Min	FG	3P	FT	Rebounds			Fouls		TP	AS	TO	ST	Blocks		+/-
			M-A	M-A	M-A	OR	DR	TOT	PF	FD					BS	BA	
35	Sacha Washington	F 09:29	0-1	0-0	2-2	0	0	0	3	1	2	0	0	2	0	0	8
3	Jordyn Cambridge	G 17:23	1-2	1-1	2-2	0	3	3	0	1	5	3	1	0	0	0	5
11	Jordyn Oliver	G 15:24	1-3	0-0	0-0	2	1	3	0	2	2	1	1	1	0	0	10
13	Justine Pissott	G 07:49	2-3	2-3	0-0	0	0	0	2	0	6	0	0	0	0	0	4
23	Iyana Moore	G 20:00	2-7	0-3	8-9	2	1	3	0	6	12	3	0	0	0	0	3
12	Khamil Pierre	05:15	1-4	0-0	0-0	0	0	0	2	1	2	1	0	0	0	0	-11
4	Madison Greene	06:09	0-0	0-0	0-0	0	0	0	0	0	0	0	0	0	0	0	-3
24	Aga Makurat	13:41	3-5	1-3	2-2	0	1	1	2	1	9	1	0	0	0	0	4
5	Ryanne Allen	04:50	1-2	0-1	0-0	0	1	1	0	0	2	0	0	2	0	1	-5
Team						1	3	4			0		0				
Totals			11-27	4-11	14-15	5	10	15	9	12	40	9	2	5	0	1	3

Shooting By Period		
3 rd FG%	5-15	33.3%
3PT%	1-6	16.7%
FT%	4-4	100%
4 th FG%	6-12	50.0%
3PT%	3-5	60.0%
FT%	10-11	90.9%
GM FG%	11-27	40.7%
3PT%	4-11	36.4%
FT%	14-15	93.3%

Dead Ball Rebounds: 1, 0

Technical Fouls::NONE

Iowa St. - 37

NO.	Name	Min	FG	3P	FT	Rebounds			Fouls		TP	AS	TO	ST	Blocks		+/-
			M-A	M-A	M-A	OR	DR	TOT	PF	FD					BS	BA	
5	Nyamer Diew	F 13:29	4-7	1-2	1-2	0	2	2	4	1	10	2	1	0	1	0	6
24	Addy Brown	F 18:06	3-6	0-3	1-1	1	0	1	1	1	7	1	1	0	0	0	-5
0	Isnelle Natabou	C 01:52	0-1	0-0	0-0	1	1	2	0	1	0	1	0	0	0	0	3
13	Hannah Belanger	G 14:59	1-3	0-2	1-2	0	1	1	1	2	3	2	0	0	0	0	-3
23	Kelsey Joens	G 13:41	1-5	1-3	0-0	2	1	3	2	0	3	2	1	1	0	0	-3
55	Audi Crooks	13:55	4-6	0-0	1-2	0	0	0	0	2	9	0	1	0	0	0	-7
1	Jalynn Bristow	10:47	1-2	0-0	0-0	2	4	6	3	1	2	1	0	0	0	0	-2
2	Arianna Jackson	09:55	1-1	1-1	0-0	1	0	1	1	1	3	4	2	0	0	0	-2
4	Shantavia Dawkins	03:16	0-0	0-0	0-0	0	0	0	0	0	0	0	0	0	0	0	-2
Team						0	2	2			0		0				
Totals			15-31	3-11	4-7	7	11	18	12	9	37	13	6	1	1	0	-3

Shooting By Period		
3 rd FG%	10-17	58.8%
3PT%	2-5	40.0%
FT%	2-4	50%
4 th FG%	5-14	35.7%
3PT%	1-6	16.7%
FT%	2-3	66.7%
GM FG%	15-31	48.4%
3PT%	3-11	27.3%
FT%	4-7	57.1%

Dead Ball Rebounds: 2, 0

Technical Fouls::NONE

	VAN	ISU
Biggest lead	17 (4 th 1:09)	0 (1 st 10:00)
Best Scoring Run	6(4 th 5:39)	10(3 rd 1:01)
Lead Changes	0	
Times Tied	0	
Time with Lead	19:41	00:00

Points from	VAN	ISU
Turnovers	5	3
Paint	8	16
Second Chance	8	6
Fast Breaks	0	0
Bench	13	14

Period by Period Scoring					
	1st	2nd	3rd	4th	TOT
VAN	11	17	15	25	68
ISU	12	4	24	13	53



Vanderbilt at Iowa St.

11/24/23 South Point Arena, Las Vegas
2023-24 Women's Basketball

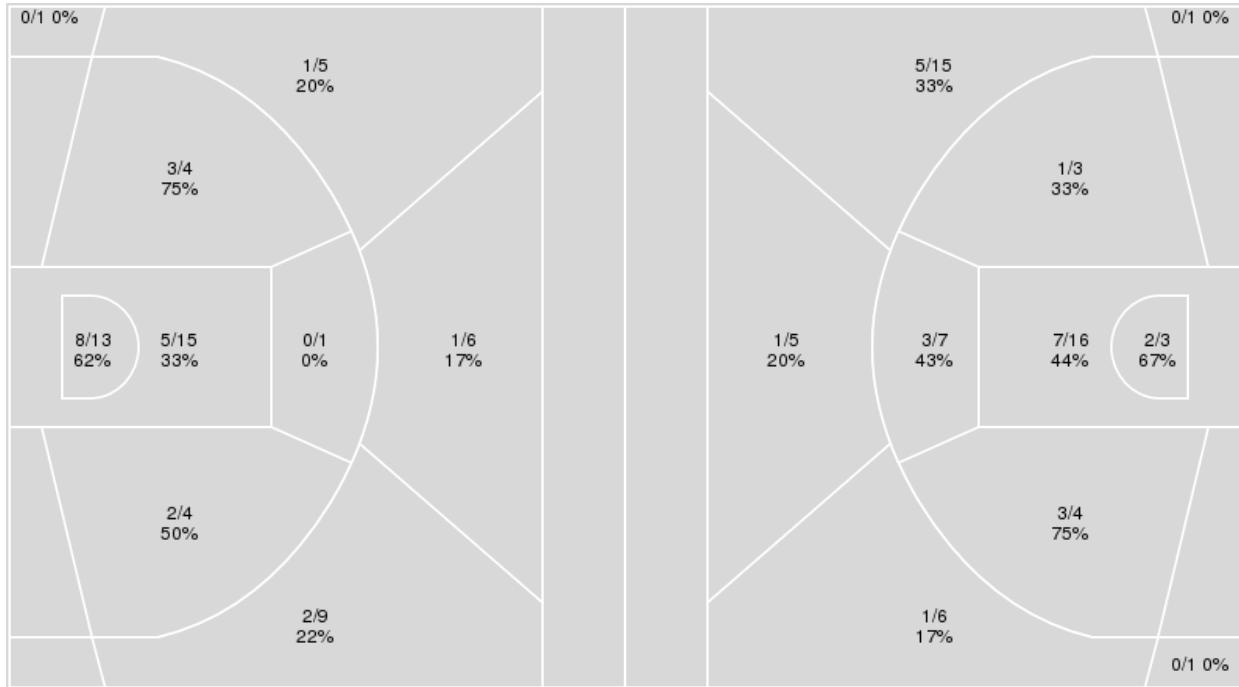
Officials: Davis Knight, Bryan Enterline, Metta Christensen

{ Players => 0, 1, 2, 3, 4, 5, 11, 12, 13, 15, 23, 24, 55; } FG Types => All; Results => All;

{ Players => 2, 3, 4, 5, 10, 11, 12, 13, 14, 21, 23, 24, 35; } FG Types => All; Results => All;

Iowa St.

Vanderbilt



Iowa St.	M/A	%
Field Goals	22/58	38
2 Points	18/37	49
3 Points	4/21	19
Free Throws	5/10	50

Vanderbilt	M/A	%
Field Goals	23/61	38
2 Points	16/33	48
3 Points	7/28	25
Free Throws	15/16	94



Vanderbilt at Iowa St.

11/24/23 South Point Arena, Las Vegas
2023-24 Women's Basketball

Officials: Davis Knight, Bryan Enterline, Metta Christensen

Vanderbilt

No	Name	Mins		Score		Points Diff		Points per Min		Assists		Rebounds		Steals		Turnovers	
		On	Off	On	Off	On	Off	On	Off	On	Off	On	Off	On	Off	On	Off
3	Jordyn Cambridge	34:55	05:05	58 - 43	10 - 10	15	0	1.66	1.97	10	3	35	2	10	0	8	0
4	Madison Greene	16:41	23:19	29 - 29	39 - 24	0	15	1.74	1.67	6	7	12	25	3	7	6	2
5	Ryanne Allen	04:50	35:10	8 - 13	60 - 40	-5	20	1.66	1.71	3	10	3	34	2	8	0	8
11	Jordyn Oliver	32:35	07:26	60 - 32	8 - 21	28	-13	1.84	1.08	10	3	34	3	10	0	6	2
12	Khamil Pierre	10:05	29:56	12 - 27	56 - 26	-15	30	1.19	1.87	4	9	4	33	2	8	4	4
13	Justine Pissott	15:28	24:32	26 - 23	42 - 30	3	12	1.68	1.71	6	7	12	25	3	7	5	3
23	Iyana Moore	35:52	04:08	64 - 45	4 - 8	19	-4	1.78	0.97	13	0	35	2	9	1	5	3
24	Aga Makurat	23:23	16:37	38 - 28	30 - 25	10	5	1.63	1.81	6	7	25	12	4	6	1	7
35	Sacha Washington	26:12	13:48	45 - 25	23 - 28	20	-5	1.72	1.67	7	6	25	12	7	3	5	3

Iowa St.

No	Name	Mins		Score		Points Diff		Points per Min		Assists		Rebounds		Steals		Turnovers	
		On	Off	On	Off	On	Off	On	Off	On	Off	On	Off	On	Off	On	Off
0	Isnelle Natabou	10:42	29:18	13 - 15	40 - 53	-2	-13	1.21	1.37	5	14	11	27	3	0	2	14
1	Jalynn Bristow	21:20	18:40	25 - 35	28 - 33	-10	-5	1.17	1.50	9	10	20	18	2	1	9	7
2	Arianna Jackson	19:38	20:22	21 - 31	32 - 37	-10	-5	1.07	1.57	9	10	17	21	1	2	9	7
4	Shantavia Dawkins	03:16	36:44	4 - 6	49 - 62	-2	-13	1.22	1.33	2	17	2	36	0	3	1	15
5	Nyamer Diew	28:26	11:34	41 - 46	12 - 22	-5	-10	1.44	1.04	14	5	31	7	1	2	13	3
13	Hannah Belanger	32:04	07:56	43 - 58	10 - 10	-15	0	1.34	1.26	14	5	30	8	2	1	13	3
23	Kelsey Joens	25:17	14:43	37 - 43	16 - 25	-6	-9	1.46	1.09	12	7	26	12	3	0	9	7
24	Addy Brown	35:46	04:14	49 - 64	4 - 4	-15	0	1.37	0.94	17	2	32	6	3	0	14	2
55	Audi Crooks	23:31	16:29	32 - 42	21 - 26	-10	-5	1.36	1.27	13	6	21	17	0	3	10	6



Vanderbilt at Iowa St.

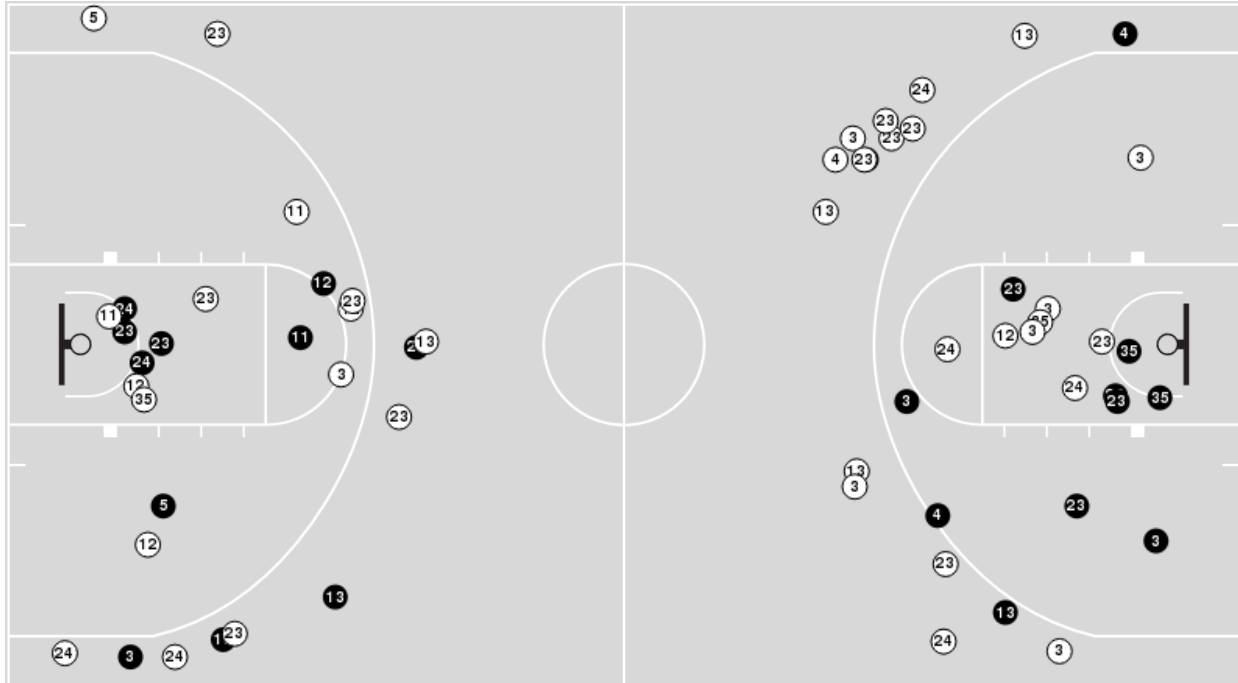
11/24/23 South Point Arena, Las Vegas
2023-24 Women's Basketball

Officials: Davis Knight, Bryan Enterline, Metta Christensen

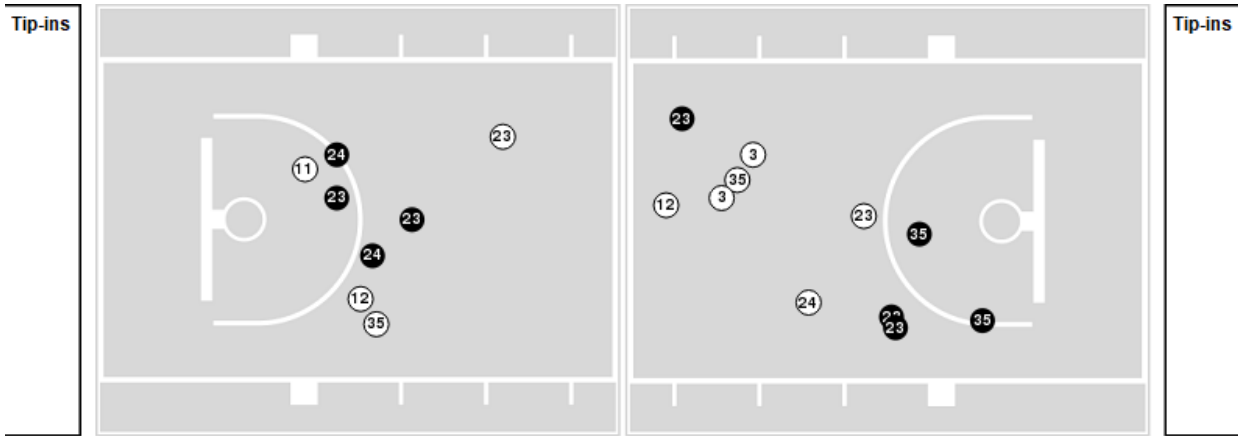
Players => 2, 3, 4, 5, 10, 11, 12, 13, 14, 21, 23, 24, 35 FG Types=>AllResults=>All

Vanderbilt

All Field Goals



Blow Up Chart



N Made **(N)** Missed N - Player Number

Vanderbilt	M/A	%
Field Goals	23/61	38
2 Points	16/33	48
3 Points	7/28	25
Free Throws	15/16	94

Vanderbilt	M/A	%
Points in the Paint	18 (9 / 19)	47
Fast Break Points	2 (1/1)	100
Second Chance Points	13 (5/8)	62
Effective FG%	43	



Vanderbilt at Iowa St.

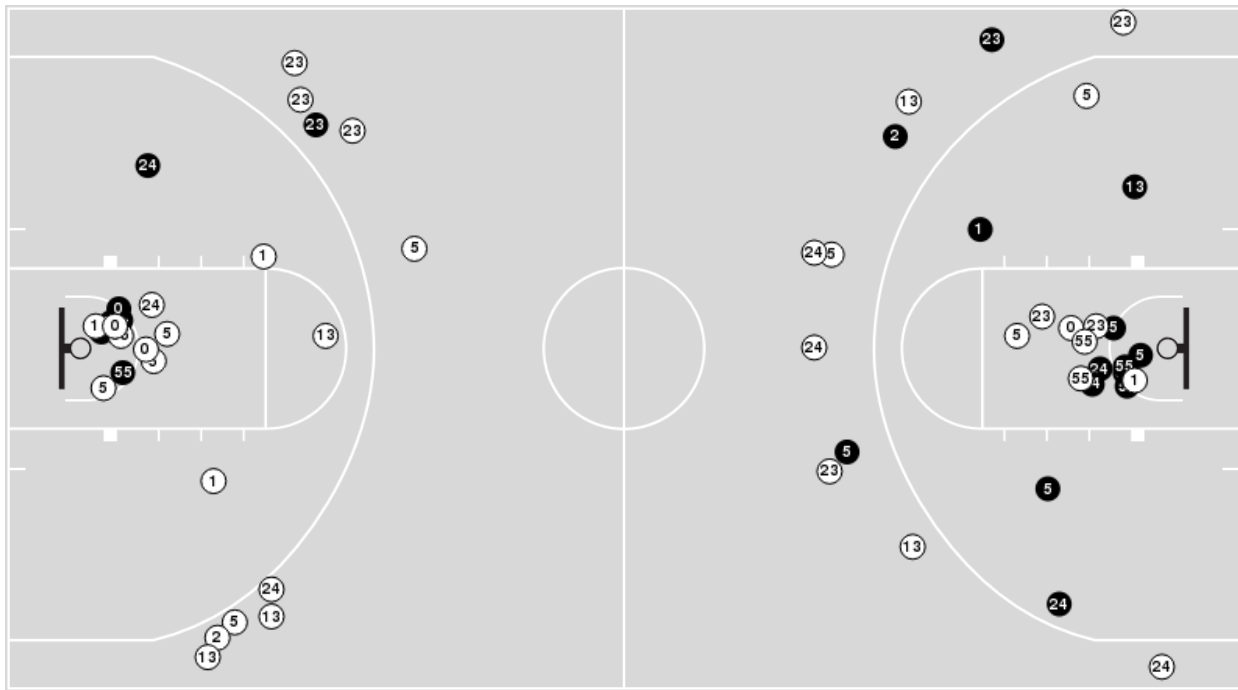
11/24/23 South Point Arena, Las Vegas
2023-24 Women's Basketball

Officials: Davis Knight, Bryan Enterline, Metta Christensen

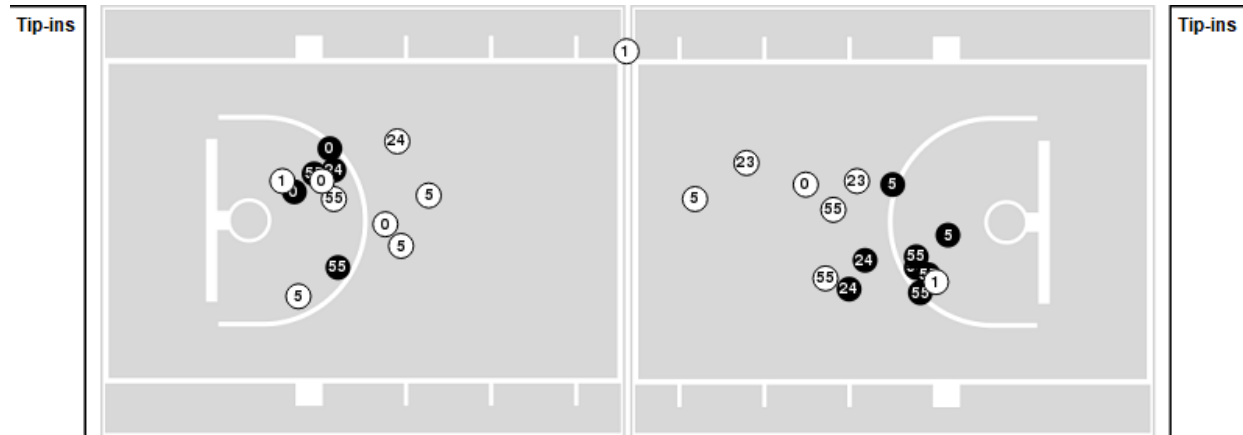
Players => 0, 1, 2, 3, 4, 5, 11, 12, 13, 15, 23, 24, 55 FG Types=>All Results=>All

Iowa St.

All Field Goals



Blow Up Chart



● Made ○ Missed N - Player Number

Iowa St.	M/A	%
Field Goals	22/58	38
2 Points	18/37	49
3 Points	4/21	19
Free Throws	5/10	50

Iowa St.	M/A	%
Points in the Paint	26 (13 / 28)	46
Fast Break Points	0 (0/0)	0
Second Chance Points	9 (5/10)	50
Effective FG%	41	



Vanderbilt at Iowa St.

11/24/23 South Point Arena, Las Vegas
2023-24 Women's Basketball

Game Time: 1:30 PM
Game Duration: 1:37

Officials: Davis Knight, Bryan Enterline, Metta Christensen

Vanderbilt

Lineup	Quarter On	Time On	Quarter Off	Time Off	Time on Court	Score	Score Diff	Reb	Stl	Tov	Ass	PPP
3- Cambridge J/ 11- Oliver J/ 13- Pissott J/ 23- Moore I/ 35- Washington S/	1	10:00	1	06:29	03:31	7-4	3	5	0	0	2	1.0000
3- Cambridge J/ 11- Oliver J/ 23- Moore I/ 24- Makurat A/ 35- Washington S/	1	06:29	1	03:25	03:04	2-0	2	5	2	0	0	0.3333
3- Cambridge J/ 4- Greene M/ 12- Pierre K/ 13- Pissott J/ 24- Makurat A/	1	03:25	1	02:08	01:17	0-2	-2	1	0	1	0	0.0000
3- Cambridge J/ 4- Greene M/ 12- Pierre K/ 13- Pissott J/ 35- Washington S/	1	02:08	1	00:35	01:32	2-6	-4	0	0	1	0	0.6667
3- Cambridge J/ 4- Greene M/ 11- Oliver J/ 13- Pissott J/ 35- Washington S/	1	00:35	2	09:17	01:18	2-0	2	1	1	1	0	1.0000
3- Cambridge J/ 11- Oliver J/ 23- Moore I/ 24- Makurat A/ 35- Washington S/	2	09:17	2	08:26	00:51	2-0	2	1	0	0	0	2.0000
4- Greene M/ 11- Oliver J/ 23- Moore I/ 24- Makurat A/ 35- Washington S/	2	08:26	2	05:58	02:28	4-2	2	1	0	0	0	0.8000
3- Cambridge J/ 4- Greene M/ 11- Oliver J/ 12- Pierre K/ 23- Moore I/	2	05:58	2	03:58	02:00	4-2	2	1	1	1	1	1.1628
3- Cambridge J/ 4- Greene M/ 11- Oliver J/ 23- Moore I/ 35- Washington S/	2	03:58	2	02:02	01:56	3-0	3	3	1	2	1	0.6000
3- Cambridge J/ 11- Oliver J/ 23- Moore I/ 24- Makurat A/ 35- Washington S/	2	02:02	3	10:00	02:02	2-0	2	4	0	0	0	1.0000
3- Cambridge J/ 11- Oliver J/ 13- Pissott J/ 23- Moore I/ 35- Washington S/	3	10:00	3	06:16	03:44	7-6	1	2	1	1	2	1.0174
3- Cambridge J/ 11- Oliver J/ 12- Pierre K/ 13- Pissott J/ 23- Moore I/	3	06:16	3	05:38	00:38	0-2	-2	0	0	1	0	0.0000
3- Cambridge J/ 4- Greene M/ 12- Pierre K/ 13- Pissott J/ 23- Moore I/	3	05:38	3	05:31	00:07	0-0	0	0	0	0	0	0.0000
3- Cambridge J/ 4- Greene M/ 12- Pierre K/ 23- Moore I/ 24- Makurat A/	3	05:31	3	04:50	00:41	0-3	-3	0	0	0	0	0.0000
4- Greene M/ 5- Allen R/ 12- Pierre K/ 23- Moore I/ 24- Makurat A/	3	04:50	3	02:13	02:37	6-8	-2	1	0	0	3	1.2000
3- Cambridge J/ 5- Allen R/ 12- Pierre K/ 23- Moore I/ 24- Makurat A/	3	02:13	3	01:23	00:50	0-2	-2	1	0	0	0	0.0000
3- Cambridge J/ 5- Allen R/ 11- Oliver J/ 12- Pierre K/ 23- Moore I/	3	01:23	3	01:01	00:22	0-2	-2	0	1	0	0	0.0000
3- Cambridge J/ 5- Allen R/ 11- Oliver J/ 23- Moore I/ 24- Makurat A/	3	01:01	4	10:00	01:01	2-1	1	1	1	0	0	1.0638
3- Cambridge J/ 11- Oliver J/ 13- Pissott J/ 23- Moore I/ 35- Washington S/	4	10:00	4	08:32	01:28	5-3	2	0	1	0	1	2.6596
3- Cambridge J/ 11- Oliver J/ 13- Pissott J/ 23- Moore I/ 24- Makurat A/	4	08:32	4	06:40	01:52	3-0	3	3	0	0	1	1.5000
3- Cambridge J/ 4- Greene M/ 11- Oliver J/ 23- Moore I/ 24- Makurat A/	4	06:40	4	04:17	02:23	8-6	2	4	0	0	1	2.3256
3- Cambridge J/ 4- Greene M/ 23- Moore I/ 24- Makurat A/ 35- Washington S/	4	04:17	4	03:56	00:21	0-0	0	0	0	0	0	0.0000
3- Cambridge J/ 11- Oliver J/ 23- Moore I/ 24- Makurat A/ 35- Washington S/	4	03:56	4	00:00	03:56	9-4	5	3	1	0	1	1.6304



Vanderbilt at Iowa St.

11/24/23 South Point Arena, Las Vegas
2023-24 Women's Basketball

Officials: Davis Knight, Bryan Enterline, Metta Christensen

Iowa St.

Lineup	Quarter On	Time On	Quarter Off	Time Off	Time on Court	Score	Score Diff	Reb	Stl	Tov	Ass	PPP
0- Natabou I/ 5- Diew N/ 13- Belanger H/ 23- Joens K/ 24- Brown A/	1	10:00	1	06:29	03:31	4-7	-3	5	0	0	1	0.6667
2- Jackson A/ 5- Diew N/ 13- Belanger H/ 24- Brown A/ 55- Crooks A/	1	06:29	1	05:45	00:44	0-0	0	1	0	0	0	0.0000
1- Bristow J/ 2- Jackson A/ 5- Diew N/ 13- Belanger H/ 55- Crooks A/	1	05:45	1	03:25	02:20	0-2	-2	4	0	2	0	0.0000
0- Natabou I/ 1- Bristow J/ 2- Jackson A/ 23- Joens K/ 24- Brown A/	1	03:25	1	02:20	01:05	2-0	2	1	0	0	1	2.0000
0- Natabou I/ 1- Bristow J/ 13- Belanger H/ 23- Joens K/ 24- Brown A/	1	02:20	1	02:08	00:12	0-0	0	0	1	0	0	0.0000
5- Diew N/ 13- Belanger H/ 23- Joens K/ 24- Brown A/ 55- Crooks A/	1	02:08	2	10:00	02:08	6-2	4	2	0	1	2	1.3514
1- Bristow J/ 5- Diew N/ 13- Belanger H/ 23- Joens K/ 24- Brown A/	2	10:00	2	09:51	00:09	0-0	0	0	0	1	0	0.0000
1- Bristow J/ 2- Jackson A/ 5- Diew N/ 13- Belanger H/ 24- Brown A/	2	09:51	2	08:26	01:25	0-4	-4	0	0	1	0	0.0000
2- Jackson A/ 5- Diew N/ 13- Belanger H/ 24- Brown A/ 55- Crooks A/	2	08:26	2	08:09	00:17	0-0	0	1	0	0	0	0.0000
2- Jackson A/ 5- Diew N/ 23- Joens K/ 24- Brown A/ 55- Crooks A/	2	08:09	2	07:18	00:51	0-2	-2	0	0	2	0	0.0000
1- Bristow J/ 5- Diew N/ 13- Belanger H/ 24- Brown A/ 55- Crooks A/	2	07:18	2	05:58	01:20	2-2	0	2	0	0	1	1.0000
0- Natabou I/ 1- Bristow J/ 5- Diew N/ 13- Belanger H/ 24- Brown A/	2	05:58	2	05:42	00:16	0-1	-1	0	0	1	0	0.0000
0- Natabou I/ 1- Bristow J/ 13- Belanger H/ 23- Joens K/ 24- Brown A/	2	05:42	2	03:58	01:44	2-3	-1	1	1	1	1	0.6667
5- Diew N/ 13- Belanger H/ 23- Joens K/ 24- Brown A/ 55- Crooks A/	2	03:58	2	03:01	00:57	0-3	-3	0	0	1	0	0.0000
2- Jackson A/ 5- Diew N/ 23- Joens K/ 24- Brown A/ 55- Crooks A/	2	03:01	2	02:02	00:59	0-0	0	2	0	0	0	0.0000
0- Natabou I/ 1- Bristow J/ 2- Jackson A/ 13- Belanger H/ 24- Brown A/	2	02:02	3	10:00	02:02	0-2	-2	1	0	0	0	0.0000
5- Diew N/ 13- Belanger H/ 23- Joens K/ 24- Brown A/ 55- Crooks A/	3	10:00	3	09:17	00:43	0-3	-3	0	0	1	0	0.0000
1- Bristow J/ 5- Diew N/ 13- Belanger H/ 23- Joens K/ 55- Crooks A/	3	09:17	3	07:23	01:54	4-2	2	2	0	0	2	1.0000
0- Natabou I/ 2- Jackson A/ 5- Diew N/ 23- Joens K/ 24- Brown A/	3	07:23	3	05:38	01:45	4-2	2	3	1	0	2	2.0000
0- Natabou I/ 2- Jackson A/ 5- Diew N/ 13- Belanger H/ 24- Brown A/	3	05:38	3	05:31	00:07	1-0	1	0	0	0	0	1.1364
2- Jackson A/ 5- Diew N/ 13- Belanger H/ 24- Brown A/ 55- Crooks A/	3	05:31	3	03:10	02:21	7-6	1	1	0	1	3	1.7500
5- Diew N/ 13- Belanger H/ 23- Joens K/ 24- Brown A/ 55- Crooks A/	3	03:10	3	02:13	00:57	3-0	3	2	0	0	1	2.0833
1- Bristow J/ 5- Diew N/ 13- Belanger H/ 23- Joens K/ 24- Brown A/	3	02:13	3	00:01	02:11	5-0	5	5	0	1	0	1.1261
1- Bristow J/ 2- Jackson A/ 5- Diew N/ 13- Belanger H/ 24- Brown A/	3	00:01	4	10:00	00:01	0-2	-2	0	0	1	0	0.0000
2- Jackson A/ 5- Diew N/ 13- Belanger H/ 24- Brown A/ 55- Crooks A/	4	10:00	4	09:26	00:34	2-0	2	0	0	0	1	2.0000
2- Jackson A/ 13- Belanger H/ 23- Joens K/ 24- Brown A/ 55- Crooks A/	4	09:26	4	07:35	01:51	1-5	-4	1	0	1	0	0.3472
5- Diew N/ 13- Belanger H/ 23- Joens K/ 24- Brown A/ 55- Crooks A/	4	07:35	4	06:40	00:55	0-3	-3	0	0	0	0	0.0000
1- Bristow J/ 5- Diew N/ 13- Belanger H/ 23- Joens K/ 24- Brown A/	4	06:40	4	04:40	02:00	3-5	-2	1	0	0	1	1.0000
1- Bristow J/ 13- Belanger H/ 23- Joens K/ 24- Brown A/ 55- Crooks A/	4	04:40	4	03:16	01:24	3-6	-3	1	0	0	1	1.2295
1- Bristow J/ 2- Jackson A/ 4- Dawkins S/ 24- Brown A/ 55- Crooks A/	4	03:16	4	00:00	03:16	4-6	-2	2	0	1	2	0.8000



Vanderbilt at Iowa St.

11/24/23 South Point Arena, Las Vegas
2023-24 Women's Basketball

Game Time: 1:30 PM
Game Duration: 1:37

Officials: Davis Knight, Bryan Enterline, Metta Christensen

Vanderbilt

Lineup	Time	Score	Score Diff	Pts/Min	Reb	Stl	Tov	Ass	PPP
3- Cambridge J/ 11- Oliver J/ 23- Moore I/ 24- Makurat A/ 35- Washington S/	09:53	15-4	11	1.5177	13	3	0	1	1.0331
3- Cambridge J/ 11- Oliver J/ 13- Pissott J/ 23- Moore I/ 35- Washington S/	08:43	19-13	6	2.1797	7	2	1	5	1.2056
4- Greene M/ 5- Allen R/ 12- Pierre K/ 23- Moore I/ 24- Makurat A/	02:37	6-8	-2	2.2930	1	0	0	3	1.2000
4- Greene M/ 11- Oliver J/ 23- Moore I/ 24- Makurat A/ 35- Washington S/	02:28	4-2	2	1.6216	1	0	0	0	0.8000
3- Cambridge J/ 4- Greene M/ 11- Oliver J/ 23- Moore I/ 24- Makurat A/	02:23	8-6	2	3.3566	4	0	0	1	2.3256
3- Cambridge J/ 4- Greene M/ 11- Oliver J/ 12- Pierre K/ 23- Moore I/	02:00	4-2	2	2.0000	1	1	1	1	1.1628
3- Cambridge J/ 4- Greene M/ 11- Oliver J/ 23- Moore I/ 35- Washington S/	01:56	3-0	3	1.5517	3	1	2	1	0.6000
3- Cambridge J/ 11- Oliver J/ 13- Pissott J/ 23- Moore I/ 24- Makurat A/	01:52	3-0	3	1.6071	3	0	0	1	1.5000
3- Cambridge J/ 4- Greene M/ 12- Pierre K/ 13- Pissott J/ 35- Washington S/	01:32	2-6	-4	1.2973	0	0	1	0	0.6667
3- Cambridge J/ 4- Greene M/ 11- Oliver J/ 13- Pissott J/ 35- Washington S/	01:18	2-0	2	1.5287	1	1	1	0	1.0000
3- Cambridge J/ 4- Greene M/ 12- Pierre K/ 13- Pissott J/ 24- Makurat A/	01:17	0-2	-2	0.0000	1	0	1	0	0.0000
3- Cambridge J/ 5- Allen R/ 11- Oliver J/ 23- Moore I/ 24- Makurat A/	01:01	2-1	1	1.9672	1	1	0	0	1.0638
3- Cambridge J/ 5- Allen R/ 12- Pierre K/ 23- Moore I/ 24- Makurat A/	00:50	0-2	-2	0.0000	1	0	0	0	0.0000
3- Cambridge J/ 4- Greene M/ 12- Pierre K/ 23- Moore I/ 24- Makurat A/	00:41	0-3	-3	0.0000	0	0	0	0	0.0000
3- Cambridge J/ 11- Oliver J/ 12- Pierre K/ 13- Pissott J/ 23- Moore I/	00:38	0-2	-2	0.0000	0	0	1	0	0.0000
3- Cambridge J/ 5- Allen R/ 11- Oliver J/ 12- Pierre K/ 23- Moore I/	00:22	0-2	-2	0.0000	0	1	0	0	0.0000
3- Cambridge J/ 4- Greene M/ 23- Moore I/ 24- Makurat A/ 35- Washington S/	00:21	0-0	0	0.0000	0	0	0	0	0.0000
3- Cambridge J/ 4- Greene M/ 12- Pierre K/ 13- Pissott J/ 23- Moore I/	00:07	0-0	0	0.0000	0	0	0	0	0.0000



Vanderbilt at Iowa St.

11/24/23 South Point Arena, Las Vegas
2023-24 Women's Basketball

Officials: Davis Knight, Bryan Enterline, Metta Christensen

Iowa St.

Lineup	Time	Score	Score Diff	Pts/Min	Reb	Stl	Tov	Ass	PPP
5- Diew N/ 13- Belanger H/ 23- Joens K/ 24- Brown A/ 55- Crooks A/	05:40	9-11	-2	1.5882	4	0	3	3	1.1421
1- Bristow J/ 5- Diew N/ 13- Belanger H/ 23- Joens K/ 24- Brown A/	04:20	8-5	3	1.8412	6	0	2	1	0.9479
2- Jackson A/ 5- Diew N/ 13- Belanger H/ 24- Brown A/ 55- Crooks A/	03:56	9-6	3	2.2881	3	0	1	4	1.5000
0- Natabou I/ 5- Diew N/ 13- Belanger H/ 23- Joens K/ 24- Brown A/	03:31	4-7	-3	1.1374	5	0	0	1	0.6667
1- Bristow J/ 2- Jackson A/ 4- Dawkins S/ 24- Brown A/ 55- Crooks A/	03:16	4-6	-2	1.2245	2	0	1	2	0.8000
1- Bristow J/ 2- Jackson A/ 5- Diew N/ 13- Belanger H/ 55- Crooks A/	02:20	0-2	-2	0.0000	4	0	2	0	0.0000
0- Natabou I/ 1- Bristow J/ 2- Jackson A/ 13- Belanger H/ 24- Brown A/	02:02	0-2	-2	0.0000	1	0	0	0	0.0000
0- Natabou I/ 1- Bristow J/ 13- Belanger H/ 23- Joens K/ 24- Brown A/	01:56	2-3	-1	1.0345	1	2	1	1	0.5000
1- Bristow J/ 5- Diew N/ 13- Belanger H/ 23- Joens K/ 55- Crooks A/	01:54	4-2	2	2.1053	2	0	0	2	1.0000
2- Jackson A/ 13- Belanger H/ 23- Joens K/ 24- Brown A/ 55- Crooks A/	01:51	1-5	-4	0.5405	1	0	1	0	0.3472
2- Jackson A/ 5- Diew N/ 23- Joens K/ 24- Brown A/ 55- Crooks A/	01:50	0-2	-2	0.0000	2	0	2	0	0.0000
0- Natabou I/ 2- Jackson A/ 5- Diew N/ 23- Joens K/ 24- Brown A/	01:45	4-2	2	2.2857	3	1	0	2	2.0000
1- Bristow J/ 2- Jackson A/ 5- Diew N/ 13- Belanger H/ 24- Brown A/	01:26	0-6	-6	0.0000	0	0	2	0	0.0000
1- Bristow J/ 13- Belanger H/ 23- Joens K/ 24- Brown A/ 55- Crooks A/	01:24	3-6	-3	2.1429	1	0	0	1	1.2295
1- Bristow J/ 5- Diew N/ 13- Belanger H/ 24- Brown A/ 55- Crooks A/	01:20	2-2	0	1.5000	2	0	0	1	1.0000
0- Natabou I/ 1- Bristow J/ 2- Jackson A/ 23- Joens K/ 24- Brown A/	01:05	2-0	2	1.8462	1	0	0	1	2.0000
0- Natabou I/ 1- Bristow J/ 5- Diew N/ 13- Belanger H/ 24- Brown A/	00:16	0-1	-1	0.0000	0	0	1	0	0.0000
0- Natabou I/ 2- Jackson A/ 5- Diew N/ 13- Belanger H/ 24- Brown A/	00:07	1-0	1	8.5714	0	0	0	0	1.1364