



Officials: Pat Adams, Joe Lindsay, Todd Austin

Boston College - 80

Record: 5-2

NO.	Name	Min	FG			3P			FT			Rebounds			Fouls		TP	AS	TO	ST	Blocks		+/-
			M-A	M-A	M-A	OR	DR	TOT	PF	FD	BS	BA											
10	Prince Aligbe	F 19:21	2-3	0-0	5-6	1	4	5	2	5	9	1	0	1	0	0	15						
12	Quinten Post	F 28:09	9-15	4-6	2-2	1	6	7	3	1	24	1	3	0	3	1	15						
21	Devin McGlockton	F 21:26	1-2	0-0	0-0	3	5	8	5	2	2	0	0	0	0	1	9						
1	Claudell Harris Jr.	G 34:10	9-13	4-6	0-0	1	4	5	1	1	22	1	0	0	0	0	24						
3	Jaeden Zackery	G 33:59	3-8	1-2	3-5	0	1	1	3	3	10	8	2	2	0	0	19						
13	Donald Hand Jr.	16:47	1-6	0-2	2-4	0	1	1	0	1	4	1	0	0	0	0	4						
00	Chas Kelley III	09:16	0-0	0-0	0-0	0	0	0	1	0	0	0	0	0	1	0	-8						
2	Armani Mighty	11:14	1-1	0-0	0-0	0	2	2	2	1	2	1	0	0	1	0	6						
45	Mason Madsen	20:35	2-6	1-4	0-0	0	1	1	0	0	5	2	2	0	0	0	6						
31	Elijah Strong	01:35	1-1	0-0	0-0	1	0	1	0	1	2	0	0	0	0	0	2						
5	Fred Payne	03:28	0-1	0-0	0-0	0	0	0	0	0	0	0	1	0	0	0	-2						
Team						1	3	4			0		0										
Totals			29-56	10-20	12-17	8	27	35	17	15	80	15	8	3	5	2	18						

Shooting By Period		
1st FG%	18-31	58.1%
3PT%	6-11	54.5%
FT%	2-2	100%
2nd FG%	11-25	44.0%
3PT%	4-9	44.4%
FT%	10-15	66.7%
GM FG%	29-56	51.8%
3PT%	10-20	50.0%
FT%	12-17	70.6%

Dead Ball Rebounds: 3, 0

Technical Fouls::NONE

Vanderbilt - 62

Record: 3-4

NO.	Name	Min	FG			3P			FT			Rebounds			Fouls		TP	AS	TO	ST	Blocks		+/-
			M-A	M-A	M-A	OR	DR	TOT	PF	FD	BS	BA											
2	Ven-Allen Lubin	F 23:20	2-7	0-1	1-2	1	5	6	2	1	5	0	2	0	1	1	-22						
0	Tyrin Lawrence	G 21:31	2-4	1-2	1-2	1	2	3	0	3	6	0	1	0	0	0	-15						
5	Ezra Manjon	G 29:30	5-10	0-0	6-6	0	2	2	1	4	16	2	5	0	0	2	-18						
10	Jordan Williams	G 04:36	0-0	0-0	0-0	0	0	0	1	0	0	0	0	0	0	-7							
12	Evan Taylor	G 24:07	0-6	0-3	3-4	1	2	3	1	2	3	0	0	0	0	1	-19						
21	Tasos Kamateros	16:17	3-7	2-6	0-0	0	0	0	2	1	8	0	0	0	0	0	-2						
4	Isaiah West	15:50	0-1	0-0	0-0	0	0	0	1	0	0	3	0	0	0	0	-7						
35	Carter Lang	15:30	3-4	0-0	2-3	1	3	4	1	2	8	1	0	1	1	0	6						
3	Paul Lewis	18:27	2-4	1-3	0-0	0	1	1	2	1	5	2	0	0	0	0	-1						
22	Graham Calton	04:51	0-1	0-1	0-0	0	0	0	1	0	0	0	0	0	0	0	-4						
24	JaQualon "JQ" Roberts	14:32	0-3	0-1	0-0	3	2	5	2	1	0	0	0	0	0	0	-4						
23	Jason Rivera-Torres	11:29	3-8	2-3	3-4	2	3	5	1	2	11	0	0	1	0	1	3						
Team						4	1	5			0		3										
Totals			20-55	6-20	16-21	13	21	34	15	17	62	8	11	2	2	5	-18						

Shooting By Period		
1st FG%	7-25	28.0%
3PT%	1-10	10.0%
FT%	8-10	80%
2nd FG%	13-30	43.3%
3PT%	5-10	50.0%
FT%	8-11	72.7%
GM FG%	20-55	36.4%
3PT%	6-20	30.0%
FT%	16-21	76.2%

Dead Ball Rebounds: 0, 0

Technical Fouls::NONE

	BC	Vandy
Biggest lead	24 (2 nd 17:41)	0 (1 st 20:00)
Best Scoring Run	7(1 st 14:52)	6(1 st 3:01)
Lead Changes	0	
Times Tied	0	
Time with Lead	39:32	00:00

Points from	BC	Vandy
Turnovers	20	13
Paint	30	22
Second Chance	12	8
Fast Breaks	9	2
Bench	13	32

	Period by Period Scoring		
	1st	2nd	TOT
BC	44	36	80
Vandy	23	39	62



Period 1

Quarter Starters:

Vandy	0 Lawrence T	2 Lubin V	5 Manjon E	10 Williams J	12 Taylor E
BC	1 Harris Jr. C	3 Zackery J	10 Aligbe P	12 Post Q	21 McGlockton D

Game Time	Vandy	Score	Diff	BC
20:00	2 LUBIN V jumpball won			12 POST Q jumpball lost
19:45	5 MANJON E turnover bad pass (1)			10 ALIGBE P steal (1)
19:45	10 WILLIAMS J foul personal (1 - 1)			1 HARRIS JR. C foul drawn (1)
19:32		0-3	-3	1 HARRIS JR. C 3pt FG from turnover, jump shot made (3)
19:32				10 ALIGBE P assist (1)
19:04	2 LUBIN V 2pt FG in the paint, layup made (2)	2-3	-1	
18:47		2-5	-3	12 POST Q 2pt FG in the paint, hook shot made (2)
18:26	2 LUBIN V 2pt FG in the paint, turnaround jump shot missed			
18:23				10 ALIGBE P defensive rebound (1)
18:11				12 POST Q 3pt FG , jump shot missed
18:08				21 MCGLOCKTON D offensive rebound (1)
17:54				1 HARRIS JR. C 2pt FG second chance outside the paint, jump shot missed
17:51	0 LAWRENCE T defensive rebound (1)			
17:45	12 TAYLOR E foul drawn (1)			21 MCGLOCKTON D foul shooting (1 - 1)
17:45	12 TAYLOR E free throw 1 - 2 made (1)	3-5	-2	
17:45	12 TAYLOR E free throw 2 - 2 missed			
17:44				10 ALIGBE P defensive rebound (2)
17:29				3 ZACKERY J 2pt FG outside the paint, turnaround jump shot missed
17:27	2 LUBIN V defensive rebound (1)			
17:16	2 LUBIN V turnover bad pass (1)			
16:47		3-7	-4	12 POST Q 2pt FG from turnover in the paint, driving layup made (4)
16:20	5 MANJON E turnover lost ball (2)			
16:13		3-10	-7	12 POST Q 3pt FG fast break from turnover, jump shot made (7)
16:13				3 ZACKERY J assist (1)
15:49	12 TAYLOR E 3pt FG , jump shot missed			
15:47				10 ALIGBE P defensive rebound (3)
15:40				1 HARRIS JR. C 3pt FG , jump shot missed
15:37	2 LUBIN V defensive rebound (2)			
15:27	0 LAWRENCE T 3pt FG , jump shot missed			
15:24	offensive rebound (4)			
15:24	Timeout media			
15:24	10 WILLIAMS J substitution out			
15:24	21 KAMATEROS T substitution in			
15:24				21 MCGLOCKTON D substitution out
15:24				13 HAND JR. D substitution in
15:08	12 TAYLOR E 2pt FG second chance in the paint, layup missed			
15:05	12 TAYLOR E offensive rebound (1)			
15:04	turnover shot clock (4)			
14:52		3-12	-9	1 HARRIS JR. C 2pt FG from turnover outside the paint, pull up jump shot made (5)
14:35	5 MANJON E 2pt FG in the paint, layup made (2)	5-12	-7	



Official Basketball Play by Play - First Half
Boston College at Vanderbilt
 11/29/23 Memorial Gymnasium, Nashville, Tenn.
 Vanderbilt vs. Boston College

Game Time: 8:15 PM
Game Duration: 2:03
Attendance: 5,516

Officials: Pat Adams, Joe Lindsay, Todd Austin

Game Time	Vandy	Score	Diff	BC
14:21		5-15	-10	12 POST Q 3pt FG , jump shot made (10)
14:21				3 ZACKERY J assist (2)
14:03	21 KAMATEROS T 3pt FG , jump shot missed			
13:59				1 HARRIS JR. C defensive rebound (1)
13:45				12 POST Q turnover travel (1)
13:45				3 ZACKERY J substitution out
13:45				00 KELLEY III C substitution in
13:45				10 ALIGBE P substitution out
13:45				21 MCGLOCKTON D substitution in
13:31	21 KAMATEROS T 3pt FG from turnover, jump shot missed			
13:30	offensive rebound (6)			
13:30				12 POST Q substitution out
13:30				2 MIGHTY A substitution in
13:28	12 TAYLOR E 2pt FG from turnover second chance outside the paint, pull up jump shot missed			
13:25				1 HARRIS JR. C defensive rebound (2)
13:18		5-17	-12	1 HARRIS JR. C 2pt FG outside the paint, pull up jump shot made (7)
12:51	5 MANJON E 2pt FG in the paint, pull up jump shot made (4)	7-17	-10	
12:26				13 HAND JR. D 3pt FG , jump shot missed
12:24				21 MCGLOCKTON D offensive rebound (2)
12:23				21 MCGLOCKTON D 2pt FG second chance in the paint, layup blocked
12:23	2 LUBIN V block (1)			
12:19	2 LUBIN V defensive rebound (3)			
12:16	5 MANJON E foul drawn (1)			00 KELLEY III C foul personal (1 - 2)
12:16	0 LAWRENCE T substitution out			
12:16	2 LUBIN V substitution out			
12:16	4 WEST I substitution in			
12:16	35 LANG C substitution in			
12:01	4 WEST I 2pt FG in the paint, jump shot missed			
11:57				21 MCGLOCKTON D defensive rebound (3)
11:47		7-19	-12	13 HAND JR. D 2pt FG outside the paint, pull up jump shot made (2)
11:15	5 MANJON E 2pt FG in the paint, jump shot blocked			
11:15				00 KELLEY III C block (1)
11:15	offensive rebound (8)			
11:15	Timeout media			
11:15	5 MANJON E substitution out			
11:15	12 TAYLOR E substitution out			
11:15	21 KAMATEROS T substitution out			
11:15	3 LEWIS P substitution in			
11:15	22 CALTON G substitution in			
11:15	24 ROBERTS J substitution in			
11:15				1 HARRIS JR. C substitution out
11:15				2 MIGHTY A substitution out
11:15				13 HAND JR. D substitution out
11:15				3 ZACKERY J substitution in
11:15				12 POST Q substitution in
11:15				45 MADSEN M substitution in



Officials: Pat Adams, Joe Lindsay, Todd Austin

Game Time	Vandy	Score	Diff	BC
11:12	turnover shot clock (5)			
11:01		7-21	-14	21 MCGLOCKTON D 2pt FG from turnover in the paint, layup made (2)
11:01				3 ZACKERY J assist (3)
10:29	3 LEWIS P 2pt FG in the paint, driving layup made (2)	9-21	-12	
10:27	35 LANG C substitution out			
10:27	21 KAMATEROS T substitution in			
10:10	21 KAMATEROS T foul drawn (1)			12 POST Q foul offensive (1 - 3)
10:10				12 POST Q turnover offensive (2)
10:10	21 KAMATEROS T substitution out			
10:10	2 LUBIN V substitution in			
09:58				00 KELLEY III C substitution out
09:58				1 HARRIS JR. C substitution in
09:42	2 LUBIN V 3pt FG from turnover, jump shot missed			
09:37	24 ROBERTS J offensive rebound (1)			
09:30	3 LEWIS P 3pt FG from turnover second chance, jump shot made (5)	12-21	-9	
09:30	4 WEST I assist (1)			
09:08		12-24	-12	12 POST Q 3pt FG , jump shot made (13)
09:08				3 ZACKERY J assist (4)
08:42	22 CALTON G 3pt FG , jump shot missed			
08:40				21 MCGLOCKTON D defensive rebound (4)
08:30				3 ZACKERY J turnover dribbling violation (1)
08:30				21 MCGLOCKTON D substitution out
08:30				10 ALIGBE P substitution in
08:08	2 LUBIN V 2pt FG from turnover outside the paint, jump shot made (4)	14-24	-10	
07:44		14-26	-12	45 MADSEN M 2pt FG in the paint, pull up jump shot made (2)
07:44				3 ZACKERY J assist (5)
07:27	3 LEWIS P 3pt FG , jump shot missed			
07:24				12 POST Q defensive rebound (1)
07:17		14-28	-14	10 ALIGBE P 2pt FG in the paint, driving layup made (2)
07:17				45 MADSEN M assist (1)
07:17	4 WEST I foul shooting (1 - 2)			10 ALIGBE P foul drawn (1)
07:17	Timeout media			
07:17	3 LEWIS P substitution out			
07:17	4 WEST I substitution out			
07:17	22 CALTON G substitution out			
07:17	0 LAWRENCE T substitution in			
07:17	5 MANJON E substitution in			
07:17	12 TAYLOR E substitution in			
07:17		14-29	-15	10 ALIGBE P free throw 1 - 1 made (3)
06:47	5 MANJON E 2pt FG in the paint, pull up jump shot missed			
06:43	24 ROBERTS J offensive rebound (2)			
06:39	12 TAYLOR E 3pt FG second chance, jump shot missed			
06:36				12 POST Q defensive rebound (2)
06:29				3 ZACKERY J 2pt FG in the paint, pull up jump shot missed
06:26	12 TAYLOR E defensive rebound (2)			
06:22	24 ROBERTS J 2pt FG in the paint, driving layup missed			
06:21				defensive rebound (12)



Official Basketball Play by Play - First Half
Boston College at Vanderbilt
 11/29/23 Memorial Gymnasium, Nashville, Tenn.
 Vanderbilt vs. Boston College

Game Time: 8:15 PM
Game Duration: 2:03
Attendance: 5,516

Officials: Pat Adams, Joe Lindsay, Todd Austin

Game Time	Vandy	Score	Diff	BC
06:06				12 POST Q 2pt FG outside the paint, pull up jump shot missed
06:01	0 LAWRENCE T defensive rebound (2)			
05:57	0 LAWRENCE T foul drawn (1)			12 POST Q foul personal (2 - 4)
05:57				12 POST Q substitution out
05:57				45 MADSEN M substitution out
05:57				2 MIGHTY A substitution in
05:57				13 HAND JR. D substitution in
05:53	5 MANJON E 2pt FG in the paint, driving layup blocked			
05:53				2 MIGHTY A block (1)
05:51	offensive rebound (13)			
05:31	turnover shot clock (6)			
05:15				13 HAND JR. D 2pt FG from turnover in the paint, driving layup missed
05:14				offensive rebound (13)
05:11		14-31	-17	1 HARRIS JR. C 2pt FG from turnover second chance outside the paint, pull up jump shot made (9)
05:11				3 ZACKERY J assist (6)
04:52	0 LAWRENCE T foul drawn (2)			10 ALIGBE P foul shooting (1 - 5)
04:52	0 LAWRENCE T free throw 1 - 2 made (1)	15-31	-16	
04:52	24 ROBERTS J substitution out			
04:52	3 LEWIS P substitution in			
04:52				3 ZACKERY J substitution out
04:52				00 KELLEY III C substitution in
04:52	0 LAWRENCE T free throw 2 - 2 missed			
04:51				10 ALIGBE P defensive rebound (4)
04:39		15-34	-19	1 HARRIS JR. C 3pt FG , pull up jump shot made (12)
04:07	5 MANJON E 2pt FG outside the paint, pull up jump shot made (6)	17-34	-17	
03:46				13 HAND JR. D 2pt FG outside the paint, jump shot missed
03:44	3 LEWIS P defensive rebound (1)			
03:38	12 TAYLOR E foul drawn (2)			2 MIGHTY A foul shooting (1 - 6)
03:38	Timeout media			
03:38				1 HARRIS JR. C substitution out
03:38				2 MIGHTY A substitution out
03:38				13 HAND JR. D substitution out
03:38				3 ZACKERY J substitution in
03:38				21 MCGLOCKTON D substitution in
03:38				45 MADSEN M substitution in
03:38	12 TAYLOR E free throw fast break 1 - 2 made (2)	18-34	-16	
03:38	12 TAYLOR E free throw fast break 2 - 2 made (3)	19-34	-15	
03:23				3 ZACKERY J turnover travel (2)
03:01	5 MANJON E foul drawn (2)			21 MCGLOCKTON D foul shooting (2 - 7)
03:01	5 MANJON E free throw 1 - 2 made (7)	20-34	-14	
03:01				00 KELLEY III C substitution out
03:01				21 MCGLOCKTON D substitution out
03:01				1 HARRIS JR. C substitution in
03:01				2 MIGHTY A substitution in
03:01	5 MANJON E free throw 2 - 2 made (8)	21-34	-13	
02:48				10 ALIGBE P 2pt FG in the paint, jump shot missed
02:47				10 ALIGBE P offensive rebound (5)



Official Basketball Play by Play - First Half
Boston College at Vanderbilt
 11/29/23 Memorial Gymnasium, Nashville, Tenn.
 Vanderbilt vs. Boston College

Game Time: 8:15 PM
Game Duration: 2:03
Attendance: 5,516

Officials: Pat Adams, Joe Lindsay, Todd Austin

Game Time	Vandy	Score	Diff	BC
02:47		21-36	-15	10 ALIGBE P 2pt FG second chance in the paint, layup made (5)
02:47	2 LUBIN V foul shooting (1 - 3)			10 ALIGBE P foul drawn (2)
02:47		21-37	-16	10 ALIGBE P free throw 1 - 1 made (6)
02:23	5 MANJON E 2pt FG in the paint, pull up jump shot missed			
02:19				45 MADSEN M defensive rebound (1)
01:56		21-40	-19	1 HARRIS JR. C 3pt FG , pull up jump shot made (15)
01:35	5 MANJON E foul drawn (3)			10 ALIGBE P foul personal (2 - 8)
01:35	0 LAWRENCE T substitution out			
01:35	4 WEST I substitution in			
01:35				10 ALIGBE P substitution out
01:35				31 STRONG E substitution in
01:35	5 MANJON E 1&1 free throw 1 made (9)	22-40	-18	
01:35	5 MANJON E 1&1 free throw 2 made (10)	23-40	-17	
01:20	12 TAYLOR E foul personal (1 - 4)			31 STRONG E foul drawn (1)
01:18				45 MADSEN M 3pt FG , jump shot missed
01:15	2 LUBIN V defensive rebound (4)			
01:05	12 TAYLOR E 3pt FG , jump shot missed			
01:03				2 MIGHTY A defensive rebound (1)
00:47		23-42	-19	2 MIGHTY A 2pt FG in the paint, driving layup made (2)
00:16	5 MANJON E turnover bad pass (3)			
00:01				1 HARRIS JR. C 3pt FG from turnover, jump shot missed
00:01				31 STRONG E offensive rebound (1)
00:01		23-44	-21	31 STRONG E 2pt FG from turnover second chance in the paint, layup made (2)
END OF PERIOD				
Vandy 23-44 BC				



Officials: Pat Adams, Joe Lindsay, Todd Austin

Boston College - 44

NO.	Name	F	Min	FG			3P			FT			Rebounds			Fouls		TP	AS	TO	ST	Blocks		+/-
				M-A	M-A	M-A	OR	DR	TOT	PF	FD	BS	BA											
10	Prince Aligbe	F	13:10	2-3	0-0	2-2	1	4	5	2	2	6	1	0	1	0	0	1	0	0	0	17		
12	Quinten Post	F	11:48	5-7	3-4	0-0	0	2	2	2	0	13	0	2	0	0	0	0	0	0	0	13		
21	Devin McGlockton	F	10:28	1-2	0-0	0-0	2	2	4	2	0	2	0	0	0	0	0	0	0	1	6			
1	Claudell Harris Jr.	G	18:06	6-9	3-5	0-0	0	2	2	0	1	15	0	0	0	0	0	0	0	0	0	24		
3	Jaeden Zackery	G	16:16	0-2	0-0	0-0	0	0	0	0	0	0	6	2	0	0	0	0	0	0	18			
13	Donald Hand Jr.		06:28	1-4	0-1	0-0	0	0	0	0	0	2	0	0	0	0	0	0	0	0	7			
00	Chas Kelley III		05:38	0-0	0-0	0-0	0	0	0	1	0	0	0	0	0	0	0	0	1	0	0			
2	Armani Mighty		07:35	1-1	0-0	0-0	0	1	1	1	0	2	0	0	0	0	0	0	1	0	11			
45	Mason Madsen		08:56	1-2	0-1	0-0	0	1	1	0	0	2	1	0	0	0	0	0	0	0	7			
31	Elijah Strong		01:35	1-1	0-0	0-0	1	0	1	0	1	2	0	0	0	0	0	0	0	0	2			
Team												1	1	2		0		0						
Totals				18-31	6-11	2-2	5	13	18	8	4	44	8	4	1	2	1	2	1	21				

Shooting By Period		
1st FG%	18-31	58.1%
3PT%	6-11	54.5%
FT%	2-2	100%
GM FG%	18-31	58.1%
3PT%	6-11	54.5%
FT%	2-2	100.0%

Dead Ball Rebounds: 0, 0

Technical Fouls::NONE

Vanderbilt - 23

NO.	Name	F	Min	FG			3P			FT			Rebounds			Fouls		TP	AS	TO	ST	Blocks		+/-
				M-A	M-A	M-A	OR	DR	TOT	PF	FD	BS	BA											
2	Ven-Allen Lubin	F	17:54	2-4	0-1	0-0	0	4	4	1	0	4	0	1	0	1	0	1	0	1	0	-19		
0	Tyrin Lawrence	G	13:26	0-1	0-1	1-2	0	2	2	0	2	1	0	0	0	0	0	0	0	0	0	-15		
5	Ezra Manjon	G	16:02	3-7	0-0	4-4	0	0	0	0	3	10	0	3	0	0	2	0	0	2	-19			
10	Jordan Williams	G	04:36	0-0	0-0	0-0	0	0	0	1	0	0	0	0	0	0	0	0	0	0	-7			
12	Evan Taylor	G	16:02	0-5	0-3	3-4	1	1	2	1	2	3	0	0	0	0	0	0	0	0	-19			
21	Tasos Kamateros		04:26	0-2	0-2	0-0	0	0	0	0	1	0	0	0	0	0	0	0	0	0	-5			
4	Isaiah West		06:34	0-1	0-0	0-0	0	0	0	1	0	0	1	0	0	0	0	0	0	0	-6			
35	Carter Lang		01:49	0-0	0-0	0-0	0	0	0	0	0	0	0	0	0	0	0	0	0	0	-2			
3	Paul Lewis		08:50	2-3	1-2	0-0	0	1	1	0	0	5	0	0	0	0	0	0	0	0	-7			
22	Graham Calton		03:58	0-1	0-1	0-0	0	0	0	0	0	0	0	0	0	0	0	0	0	0	-2			
24	JaQualon "JQ" Roberts		06:23	0-1	0-0	0-0	2	0	2	0	0	0	0	0	0	0	0	0	0	0	-4			
Team												4	0	4		0		3						
Totals				7-25	1-10	8-10	7	8	15	4	8	23	1	7	0	1	2	-21						

Shooting By Period		
1st FG%	7-25	28.0%
3PT%	1-10	10.0%
FT%	8-10	80%
GM FG%	7-25	28.0%
3PT%	1-10	10.0%
FT%	8-10	80.0%

Dead Ball Rebounds: 0, 0

Technical Fouls::NONE

	BC	Vandy	Points from		Period by Period Scoring				
Biggest lead	21 (1 st 0:01)	0 (1 st 20:00)	Turnovers	16	7				
Best Scoring Run	7(1 st 14:52)	6(1 st 3:01)	Paint	16	8				
Lead Changes	0		Second Chance	7	3				
Times Tied	0		Fast Breaks	3	2				
Time with Lead	19:32	00:00	Bench	8	5				
						BC	44	36	80
						Vandy	23	39	62



Period 2

Quarter Starters:

Vandy	0 Lawrence T	2 Lubin V	5 Manjon E	12 Taylor E	24 Roberts J
BC	1 Harris Jr. C	3 Zackery J	10 Aligbe P	12 Post Q	21 McGlockton D

Game Time	Vandy	Score	Diff	BC
20:00	3 LEWIS P substitution out			
20:00	4 WEST I substitution out			
20:00	0 LAWRENCE T substitution in			
20:00	24 ROBERTS J substitution in			
20:00				2 MIGHTY A substitution out
20:00				31 STRONG E substitution out
20:00				45 MADSEN M substitution out
20:00				10 ALIGBE P substitution in
20:00				12 POST Q substitution in
20:00				21 MCGLOCKTON D substitution in
19:46				12 POST Q 2pt FG in the paint, layup missed
19:44	2 LUBIN V defensive rebound (5)			
19:25	24 ROBERTS J foul drawn (1)			21 MCGLOCKTON D foul personal (3 - 1)
19:09	12 TAYLOR E 2pt FG in the paint, turnaround jump shot blocked			
19:09				12 POST Q block (1)
19:05				12 POST Q defensive rebound (3)
18:58		23-46	-23	12 POST Q 2pt FG in the paint, driving layup made (15)
18:39	2 LUBIN V foul drawn (1)			1 HARRIS JR. C foul shooting (1 - 2)
18:39	2 LUBIN V free throw 1 - 2 made (5)	24-46	-22	
18:39	2 LUBIN V free throw 2 - 2 missed			
18:38	0 LAWRENCE T offensive rebound (3)			
18:24	5 MANJON E 2pt FG second chance in the paint, driving layup missed			
18:22	2 LUBIN V offensive rebound (6)			
18:22	2 LUBIN V 2pt FG second chance in the paint, layup missed			
18:22				defensive rebound (20)
18:22				21 MCGLOCKTON D substitution out
18:22				13 HAND JR. D substitution in
18:11	2 LUBIN V foul shooting (2 - 1)			13 HAND JR. D foul drawn (1)
18:11				13 HAND JR. D free throw 1 - 2 missed
18:11				offensive dead ball rebound (1)
18:11		24-47	-23	13 HAND JR. D free throw 2 - 2 made (3)
17:55	2 LUBIN V 2pt FG in the paint, layup missed			
17:53				12 POST Q defensive rebound (4)
17:41	24 ROBERTS J foul shooting (1 - 2)			10 ALIGBE P foul drawn (3)
17:41				10 ALIGBE P substitution out
17:41				45 MADSEN M substitution in
17:41				13 HAND JR. D free throw 1 - 2 missed
17:41				offensive dead ball rebound (2)
17:41		24-48	-24	13 HAND JR. D free throw 2 - 2 made (4)
17:25	0 LAWRENCE T 3pt FG , jump shot made (4)	27-48	-21	
17:25	5 MANJON E assist (1)			
17:08				13 HAND JR. D 2pt FG in the paint, driving layup missed



Boston College at Vanderbilt

11/29/23 Memorial Gymnasium, Nashville, Tenn.
Vanderbilt vs. Boston College

Game Time: 8:15 PM
Game Duration: 2:03
Attendance: 5,516

Officials: Pat Adams, Joe Lindsay, Todd Austin

Game Time	Vandy	Score	Diff	BC
17:06	5 MANJON E defensive rebound (1)			
16:55	2 LUBIN V 2pt FG in the paint, driving layup blocked			
16:55				12 POST Q block (2)
16:52				12 POST Q defensive rebound (5)
16:43		27-51	-24	12 POST Q 3pt FG , jump shot made (18)
16:43				45 MADSEN M assist (2)
16:16	24 ROBERTS J 3pt FG , jump shot missed			
16:14				1 HARRIS JR. C defensive rebound (3)
15:56				12 POST Q 3pt FG , jump shot missed
15:54	24 ROBERTS J defensive rebound (3)			
15:39	2 LUBIN V turnover lost ball (2)			3 ZACKERY J steal (1)
15:34				45 MADSEN M 3pt FG from turnover, jump shot missed
15:31	12 TAYLOR E defensive rebound (3)			
15:24	5 MANJON E 2pt FG in the paint, driving layup made (12)	29-51	-22	
15:03				3 ZACKERY J 2pt FG in the paint, driving layup missed
15:01	5 MANJON E defensive rebound (2)			
14:49	5 MANJON E turnover lost ball (4)			3 ZACKERY J steal (2)
14:44				3 ZACKERY J 2pt FG from turnover in the paint, driving layup missed
14:38				1 HARRIS JR. C offensive rebound (4)
14:38		29-53	-24	1 HARRIS JR. C 2pt FG fast break from turnover second chance in the paint, layup made (17)
14:34	0 LAWRENCE T foul drawn (3)			12 POST Q foul personal (3 - 3)
14:34	Timeout media			
14:34	2 LUBIN V substitution out			
14:34	35 LANG C substitution in			
14:34				3 ZACKERY J substitution out
14:34				12 POST Q substitution out
14:34				00 KELLEY III C substitution in
14:34				2 MIGHTY A substitution in
14:31	0 LAWRENCE T 2pt FG in the paint, dunk, made (6)	31-53	-22	
14:10				45 MADSEN M turnover lost ball (1)
13:46	5 MANJON E 2pt FG from turnover in the paint, driving layup made (14)	33-53	-20	
13:46	35 LANG C assist (1)			
13:23				45 MADSEN M 3pt FG , jump shot missed
13:20	35 LANG C defensive rebound (1)			
13:15	0 LAWRENCE T 2pt FG in the paint, driving layup missed			
13:12	24 ROBERTS J offensive rebound (4)			
13:12	24 ROBERTS J 2pt FG second chance in the paint, layup missed			
13:12				2 MIGHTY A defensive rebound (2)
13:12	35 LANG C foul personal (1 - 3)			2 MIGHTY A foul drawn (1)
13:12				00 KELLEY III C substitution out
13:12				1 HARRIS JR. C substitution out
13:12				3 ZACKERY J substitution in
13:12				21 MCGLOCKTON D substitution in
12:59				45 MADSEN M 2pt FG in the paint, floating jump shot missed
12:55	24 ROBERTS J defensive rebound (5)			
12:44	35 LANG C foul drawn (1)			2 MIGHTY A foul shooting (2 - 4)

**Boston College at Vanderbilt**

11/29/23 Memorial Gymnasium, Nashville, Tenn.

Vanderbilt vs. Boston College

Game Time: 8:15 PM

Game Duration: 2:03

Attendance: 5,516

Officials: Pat Adams, Joe Lindsay, Todd Austin

Game Time	Vandy	Score	Diff	BC
12:44	35 LANG C free throw 1 - 2 made (1)	34-53	-19	
12:44	24 ROBERTS J substitution out			
12:44	21 KAMATEROS T substitution in			
12:44				45 MADSEN M substitution out
12:44				5 PAYNE F substitution in
12:44	35 LANG C free throw 2 - 2 made (2)	35-53	-18	
12:19		35-56	-21	3 ZACKERY J 3pt FG , jump shot made (3)
12:19				2 MIGHTY A assist (1)
11:55	0 LAWRENCE T turnover bad pass (1)			
11:55	Timeout media			
11:55	0 LAWRENCE T substitution out			
11:55	12 TAYLOR E substitution out			
11:55	3 LEWIS P substitution in			
11:55	23 RIVERA-TORRES J substitution in			
11:43				5 PAYNE F 2pt FG from turnover in the paint, jump shot missed
11:43				21 MCGLOCKTON D offensive rebound (5)
11:43	21 KAMATEROS T foul personal (1 - 4)			21 MCGLOCKTON D foul drawn (1)
11:31				3 ZACKERY J 3pt FG from turnover second chance, jump shot missed
11:28	23 RIVERA-TORRES J defensive rebound (1)			
11:19	21 KAMATEROS T 3pt FG , jump shot made (3)	38-56	-18	
11:19	3 LEWIS P assist (1)			
10:55	5 MANJON E foul shooting (1 - 5)			3 ZACKERY J foul drawn (1)
10:55		38-57	-19	3 ZACKERY J free throw 1 - 2 made (4)
10:55				2 MIGHTY A substitution out
10:55				12 POST Q substitution in
10:55		38-58	-20	3 ZACKERY J free throw 2 - 2 made (5)
10:43	3 LEWIS P 3pt FG , jump shot missed			
10:40				13 HAND JR. D defensive rebound (1)
10:38		38-60	-22	3 ZACKERY J 2pt FG fast break in the paint, driving layup made (7)
10:38				13 HAND JR. D assist (1)
10:17	23 RIVERA-TORRES J 3pt FG , jump shot made (3)	41-60	-19	
10:17	3 LEWIS P assist (2)			
09:46				5 PAYNE F turnover lost ball (1)
09:38	23 RIVERA-TORRES J 2pt FG from turnover outside the paint, jump shot missed			
09:34	35 LANG C offensive rebound (2)			
09:34	35 LANG C 2pt FG from turnover second chance in the paint, layup made (4)	43-60	-17	
09:16	23 RIVERA-TORRES J foul personal (1 - 6)			21 MCGLOCKTON D foul drawn (2)
09:16	5 MANJON E substitution out			
09:16	4 WEST I substitution in			
09:16				5 PAYNE F substitution out
09:16				1 HARRIS JR. C substitution in
09:12		43-62	-19	3 ZACKERY J 2pt FG in the paint, driving layup made (9)
08:58	3 LEWIS P foul drawn (1)			3 ZACKERY J foul personal (1 - 5)
08:58				3 ZACKERY J substitution out
08:58				00 KELLEY III C substitution in
08:54	23 RIVERA-TORRES J 2pt FG in the paint, pull up jump shot missed			



Boston College at Vanderbilt

11/29/23 Memorial Gymnasium, Nashville, Tenn.
Vanderbilt vs. Boston College

Game Time: 8:15 PM
Game Duration: 2:03
Attendance: 5,516

Officials: Pat Adams, Joe Lindsay, Todd Austin

Game Time	Vandy	Score	Diff	BC
08:51				21 MCGLOCKTON D defensive rebound (6)
08:46		43-64	-21	12 POST Q 2pt FG in the paint, dunk, made (20)
08:46				1 HARRIS JR. C assist (1)
08:26	21 KAMATEROS T 3pt FG , jump shot missed			
08:24				1 HARRIS JR. C defensive rebound (5)
08:19				13 HAND JR. D 3pt FG , jump shot missed
08:16	35 LANG C defensive rebound (3)			
08:03	35 LANG C 2pt FG in the paint, jump shot made (6)	45-64	-19	
08:03	4 WEST I assist (2)			
08:03	35 LANG C foul drawn (2)			21 MCGLOCKTON D foul shooting (4 - 6)
08:03				13 HAND JR. D substitution out
08:03				21 MCGLOCKTON D substitution out
08:03				3 ZACKERY J substitution in
08:03				10 ALIGBE P substitution in
08:03	35 LANG C free throw 1 - 1 missed			
08:02	23 RIVERA-TORRES J offensive rebound (2)			
07:51	23 RIVERA-TORRES J 3pt FG second chance, jump shot made (6)	48-64	-16	
07:31	21 KAMATEROS T foul shooting (2 - 7)			10 ALIGBE P foul drawn (4)
07:31	Timeout media			
07:31				10 ALIGBE P free throw 1 - 2 missed
07:31				offensive dead ball rebound (3)
07:31		48-65	-17	10 ALIGBE P free throw 2 - 2 made (7)
07:03	21 KAMATEROS T 2pt FG in the paint, hook shot made (5)	50-65	-15	
06:43				12 POST Q 2pt FG in the paint, jump shot missed
06:42	defensive rebound (30)			
06:42				00 KELLEY III C substitution out
06:42				45 MADSEN M substitution in
06:24	35 LANG C 2pt FG in the paint, layup made (8)	52-65	-13	
06:24	4 WEST I assist (3)			
05:59		52-68	-16	1 HARRIS JR. C 3pt FG , jump shot made (20)
05:59				3 ZACKERY J assist (7)
05:43	23 RIVERA-TORRES J foul drawn (1)			3 ZACKERY J foul personal (2 - 7)
05:43	23 RIVERA-TORRES J 1&1 free throw 1 made (7)	53-68	-15	
05:43	23 RIVERA-TORRES J 1&1 free throw 2 missed			
05:42				12 POST Q defensive rebound (6)
05:25	35 LANG C steal (1)			12 POST Q turnover lost ball (3)
05:15	23 RIVERA-TORRES J 2pt FG from turnover outside the paint, step back jump shot made (9)	55-68	-13	
05:04				Timeout 30 Sec
05:04	Timeout media			
05:04				10 ALIGBE P substitution out
05:04				21 MCGLOCKTON D substitution in
04:56		55-70	-15	12 POST Q 2pt FG in the paint, driving layup made (22)
04:34	23 RIVERA-TORRES J 2pt FG outside the paint, jump shot blocked			
04:34				12 POST Q block (3)
04:28				21 MCGLOCKTON D defensive rebound (7)
04:22	3 LEWIS P foul personal (1 - 8)			3 ZACKERY J foul drawn (2)
04:22				3 ZACKERY J 1&1 free throw 1 missed



Boston College at Vanderbilt

11/29/23 Memorial Gymnasium, Nashville, Tenn.
Vanderbilt vs. Boston College

Game Time: 8:15 PM
Game Duration: 2:03
Attendance: 5,516

Officials: Pat Adams, Joe Lindsay, Todd Austin

Game Time	Vandy	Score	Diff	BC
04:20	35 LANG C defensive rebound (4)			
04:00	23 RIVERA-TORRES J foul drawn (2)			3 ZACKERY J foul personal (3 - 8)
04:00	Timeout media			
04:00	23 RIVERA-TORRES J free throw 1 - 2 made (10)	56-70	-14	
04:00	23 RIVERA-TORRES J free throw 2 - 2 made (11)	57-70	-13	
03:40				1 HARRIS JR. C 2pt FG in the paint, driving layup missed
03:37	23 RIVERA-TORRES J defensive rebound (3)			
03:29	35 LANG C 2pt FG outside the paint, jump shot missed			
03:25				3 ZACKERY J defensive rebound (1)
03:11	3 LEWIS P foul personal (2 - 9)			3 ZACKERY J foul drawn (3)
03:11	3 LEWIS P substitution out			
03:11	5 MANJON E substitution in			
03:11		57-71	-14	3 ZACKERY J 1&1 free throw 1 made (10)
03:11				3 ZACKERY J 1&1 free throw 2 missed
03:10	23 RIVERA-TORRES J defensive rebound (4)			
02:53	21 KAMATEROS T 3pt FG , jump shot made (8)	60-71	-11	
02:53	5 MANJON E assist (2)			
02:39				Timeout 30 Sec
02:29	jump ball situation			
02:29	23 RIVERA-TORRES J steal (1)			45 MADSEN M turnover lost ball (2)
02:15	21 KAMATEROS T 3pt FG from turnover, jump shot missed			
02:10	23 RIVERA-TORRES J offensive rebound (5)			
02:10	23 RIVERA-TORRES J 2pt FG from turnover second chance in the paint, layup missed			
02:09				defensive rebound (33)
01:58				12 POST Q 2pt FG in the paint, driving layup blocked
01:58	35 LANG C block (1)			
01:54				12 POST Q offensive rebound (7)
01:39		60-74	-14	45 MADSEN M 3pt FG second chance, jump shot made (5)
01:39				12 POST Q assist (1)
01:25	23 RIVERA-TORRES J 3pt FG , step back jump shot missed			
01:21				21 MCGLOCKTON D defensive rebound (8)
01:16		60-76	-16	1 HARRIS JR. C 2pt FG fast break in the paint, layup made (22)
01:16				3 ZACKERY J assist (8)
00:53	5 MANJON E foul drawn (4)			21 MCGLOCKTON D foul personal (5 - 9)
00:53	23 RIVERA-TORRES J substitution out			
00:53	35 LANG C substitution out			
00:53	3 LEWIS P substitution in			
00:53	24 ROBERTS J substitution in			
00:53				21 MCGLOCKTON D substitution out
00:53				10 ALIGBE P substitution in
00:53	21 KAMATEROS T substitution out			
00:53	22 CALTON G substitution in			
00:53	5 MANJON E 1&1 free throw 1 made (15)	61-76	-15	
00:53	5 MANJON E 1&1 free throw 2 made (16)	62-76	-14	
00:43				Timeout 60 Sec
00:35	22 CALTON G foul shooting (1 - 10)			10 ALIGBE P foul drawn (5)
00:35		62-77	-15	10 ALIGBE P free throw 1 - 2 made (8)
00:35		62-78	-16	10 ALIGBE P free throw 2 - 2 made (9)



Official Basketball Play by Play - Second Half

Boston College at Vanderbilt

11/29/23 Memorial Gymnasium, Nashville, Tenn.

Vanderbilt vs. Boston College

Game Time: 8:15 PM

Game Duration: 2:03

Attendance: 5,516

Officials: Pat Adams, Joe Lindsay, Todd Austin

Game Time	Vandy	Score	Diff	BC
00:26	5 MANJON E turnover lost ball (5)			
00:26	5 MANJON E substitution out			
00:26	23 RIVERA-TORRES J substitution in			
00:03	24 ROBERTS J foul personal (2 - 11)			12 POST Q foul drawn (1)
00:03		62-79	-17	12 POST Q free throw 1 - 2 made (23)
00:03		62-80	-18	12 POST Q free throw 2 - 2 made (24)
END OF GAME				
Vandy 62-80 BC				



Boston College at Vanderbilt

11/29/23 Memorial Gymnasium, Nashville, Tenn.
Vanderbilt vs. Boston College

Game Time: 8:15 PM
Game Duration: 2:03
Attendance: 5,516

Officials: Pat Adams, Joe Lindsay, Todd Austin

Boston College - 36

NO.	Name	F	Min	FG	3P	FT	Rebounds			Fouls		TP	AS	TO	ST	Blocks		+/-
				M-A	M-A	M-A	OR	DR	TOT	PF	FD					BS	BA	
10	Prince Aligbe	F	06:11	0-0	0-0	3-4	0	0	0	0	3	3	0	0	0	0	0	-2
12	Quinten Post	F	16:21	4-8	1-2	2-2	1	4	5	1	1	11	1	1	0	3	1	2
21	Devin McGlockton	F	10:58	0-0	0-0	0-0	1	3	4	3	2	0	0	0	0	0	3	
1	Claudell Harris Jr.	G	16:04	3-4	1-1	0-0	1	2	3	1	0	7	1	0	0	0	0	
3	Jaeden Zackery	G	17:43	3-6	1-2	3-5	0	1	1	3	3	10	2	0	2	0	1	
31	Elijah Strong		00:00	0-0	0-0	0-0	0	0	0	0	0	0	0	0	0	0	0	
13	Donald Hand Jr.		10:19	0-2	0-1	2-4	0	1	1	0	1	2	1	0	0	0	-3	
45	Mason Madsen		11:39	1-4	1-3	0-0	0	0	0	0	0	3	1	2	0	0	-1	
00	Chas Kelley III		03:38	0-0	0-0	0-0	0	0	0	0	0	0	0	0	0	0	-8	
2	Armani Mighty		03:39	0-0	0-0	0-0	0	1	1	1	1	0	1	0	0	0	-5	
5	Fred Payne		03:28	0-1	0-0	0-0	0	0	0	0	0	0	0	1	0	0	-2	
Team							0	2	2			0		0				
Totals				11-25	4-9	10-15	3	14	17	9	11	36	7	4	2	3	1	-3

Shooting By Period		
2 nd FG%	11-25	44.0%
3PT%	4-9	44.4%
FT%	10-15	66.7%
GM FG%	11-25	44.0%
3PT%	4-9	44.4%
FT%	10-15	66.7%

Dead Ball Rebounds: 3, 0

Technical Fouls::NONE

Vanderbilt - 39

NO.	Name	F	Min	FG	3P	FT	Rebounds			Fouls		TP	AS	TO	ST	Blocks		+/-
				M-A	M-A	M-A	OR	DR	TOT	PF	FD					BS	BA	
2	Ven-Allen Lubin	F	05:26	0-3	0-0	1-2	1	1	2	1	1	1	0	1	0	0	1	-3
0	Tyrin Lawrence	G	08:05	2-3	1-1	0-0	1	0	1	0	1	5	0	1	0	0	0	
5	Ezra Manjon	G	13:28	2-3	0-0	2-2	0	2	2	1	1	6	2	2	0	0	1	
10	Jordan Williams	G	00:00	0-0	0-0	0-0	0	0	0	0	0	0	0	0	0	0	0	
12	Evan Taylor	G	08:05	0-1	0-0	0-0	0	1	1	0	0	0	0	0	0	0	1	
24	JaQualon "JQ" Roberts		08:09	0-2	0-1	0-0	1	2	3	2	1	0	0	0	0	0	0	
35	Carter Lang		13:41	3-4	0-0	2-3	1	3	4	1	2	8	1	0	1	1	8	
21	Tasos Kamateros		11:51	3-5	2-4	0-0	0	0	0	2	0	8	0	0	0	0	3	
3	Paul Lewis		09:37	0-1	0-1	0-0	0	0	0	2	1	0	2	0	0	0	6	
23	Jason Rivera-Torres		11:29	3-8	2-3	3-4	2	3	5	1	2	11	0	0	1	0	3	
4	Isaiah West		09:16	0-0	0-0	0-0	0	0	0	0	0	0	2	0	0	0	-1	
22	Graham Calton		00:53	0-0	0-0	0-0	0	0	0	1	0	0	0	0	0	0	-2	
Team							0	1	1			0		0				
Totals				13-30	5-10	8-11	6	13	19	11	9	39	7	4	2	1	3	3

Shooting By Period		
2 nd FG%	13-30	43.3%
3PT%	5-10	50.0%
FT%	8-11	72.7%
GM FG%	13-30	43.3%
3PT%	5-10	50.0%
FT%	8-11	72.7%

Dead Ball Rebounds: 0, 0

Technical Fouls::NONE

	BC	Vandy
Biggest lead	24 (2 nd 17:41)	0 (1 st 20:00)
Best Scoring Run	5(2 nd 1:16)	6(2 nd 12:44)
Lead Changes	0	
Times Tied	0	
Time with Lead	19:46	00:00

Points from	BC	Vandy
Turnovers	4	6
Paint	14	14
Second Chance	5	5
Fast Breaks	6	0
Bench	5	27

	Period by Period Scoring		
	1st	2nd	TOT
BC	44	36	80
Vandy	23	39	62

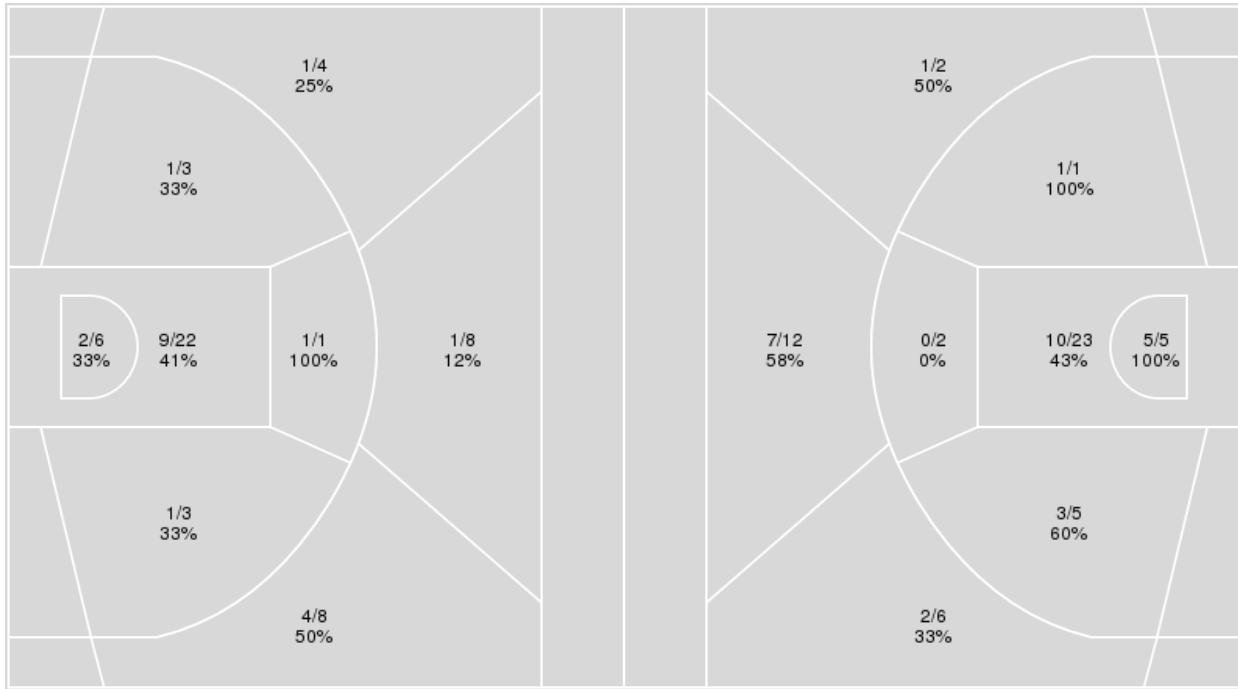


Officials: Pat Adams, Joe Lindsay, Todd Austin

{ Players => 0, 1, 2, 3, 4, 5, 10, 12, 13, 15, 21, 22, 23, 24, 25, 34, 35; } { Players => All; } FG Types => All; Results => All;
 FG Types => All; Results => All;

Vanderbilt

Boston College



Vanderbilt	M/A	%
Field Goals	20/55	36
2 Points	14/35	40
3 Points	6/20	30
Free Throws	16/21	76

Boston College	M/A	%
Field Goals	29/56	52
2 Points	19/36	53
3 Points	10/20	50
Free Throws	12/17	71



Boston College at Vanderbilt

11/29/23 Memorial Gymnasium, Nashville, Tenn.
Vanderbilt vs. Boston College

Game Time: 8:15 PM
Game Duration: 2:03
Attendance: 5,516

Officials: Pat Adams, Joe Lindsay, Todd Austin

Boston College

No	Name	Mins		Score		Points Diff		Points per Min		Assists		Rebounds		Steals		Turnovers	
		On	Off	On	Off	On	Off	On	Off	On	Off	On	Off	On	Off	On	Off
00	Chas Kelley III	09:16	30:44	12 - 20	68 - 42	-8	26	1.29	2.21	2	13	7	28	0	3	3	5
1	Claudell Harris Jr.	34:10	05:50	71 - 47	9 - 15	24	-6	2.08	1.54	12	3	33	2	3	0	5	3
2	Armani Mighty	11:14	28:46	23 - 17	57 - 45	6	12	2.05	1.98	2	13	11	24	0	3	1	7
3	Jaeden Zackery	33:59	06:01	71 - 52	9 - 10	19	-1	2.09	1.50	14	1	28	7	3	0	7	1
5	Fred Payne	03:28	36:32	7 - 9	73 - 53	-2	20	2.02	2.00	2	13	2	33	0	3	1	7
10	Prince Aligbe	19:21	20:39	42 - 27	38 - 35	15	3	2.17	1.84	7	8	16	19	1	2	3	5
12	Quinten Post	28:09	11:51	57 - 42	23 - 20	15	3	2.02	1.94	13	2	24	11	3	0	6	2
13	Donald Hand Jr.	16:47	23:13	32 - 28	48 - 34	4	14	1.91	2.07	6	9	15	20	2	1	3	5
21	Devin McGlockton	21:26	18:34	40 - 31	40 - 31	9	9	1.87	2.15	9	6	19	16	1	2	5	3
31	Elijah Strong	01:35	38:25	4 - 2	76 - 60	2	16	2.53	1.98	0	15	2	33	0	3	0	8
45	Mason Madsen	20:35	19:25	41 - 35	39 - 27	6	12	1.99	2.01	8	7	18	17	2	1	6	2

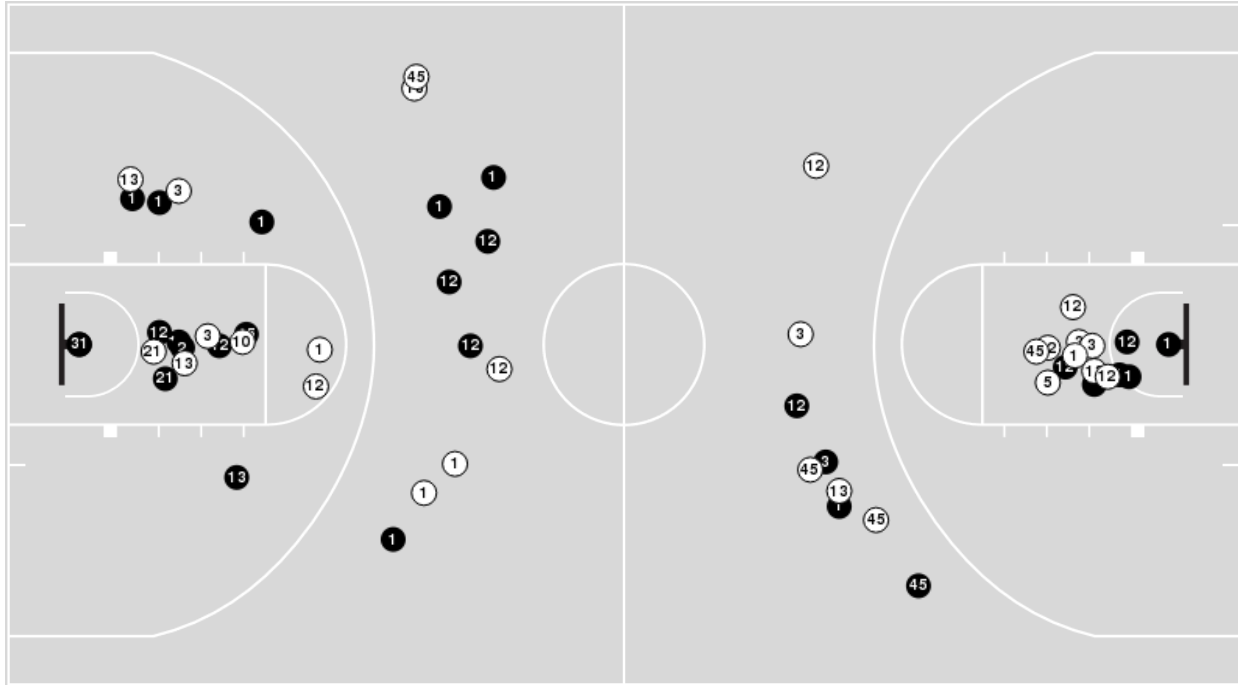
Vanderbilt

No	Name	Mins		Score		Points Diff		Points per Min		Assists		Rebounds		Steals		Turnovers	
		On	Off	On	Off	On	Off	On	Off	On	Off	On	Off	On	Off	On	Off
0	Tyrin Lawrence	21:31	18:29	26 - 41	36 - 39	-15	-3	1.21	1.95	2	6	22	12	0	2	8	3
2	Ven-Allen Lubin	23:20	16:40	27 - 49	35 - 31	-22	4	1.16	2.10	2	6	21	13	0	2	8	3
3	Paul Lewis	18:27	21:33	39 - 40	23 - 40	-1	-17	2.11	1.07	5	3	10	24	1	1	3	8
4	Isaiah West	15:50	24:10	28 - 35	34 - 45	-7	-11	1.77	1.41	4	4	10	24	2	0	3	8
5	Ezra Manjon	29:30	10:30	41 - 59	21 - 21	-18	0	1.39	2.00	5	3	28	6	1	1	10	1
10	Jordan Williams	04:36	35:24	3 - 10	59 - 70	-7	-11	0.65	1.67	0	8	4	30	0	2	3	8
12	Evan Taylor	24:07	15:53	28 - 47	34 - 33	-19	1	1.16	2.14	2	6	24	10	0	2	9	2
21	Tasos Kamateros	16:17	23:43	30 - 32	32 - 48	-2	-16	1.84	1.35	5	3	13	21	2	0	2	9
22	Graham Calton	04:51	35:09	9 - 13	53 - 67	-4	-14	1.86	1.51	1	7	1	33	0	2	2	9
23	Jason Rivera-Torres	11:29	28:31	25 - 22	37 - 58	3	-21	2.18	1.30	5	3	9	25	2	0	0	11
24	JaQualon "JQ" Roberts	14:32	25:28	21 - 25	41 - 55	-4	-14	1.44	1.61	3	5	15	19	0	2	5	6
35	Carter Lang	15:30	24:30	33 - 27	29 - 53	6	-24	2.13	1.18	6	2	13	21	2	0	2	9

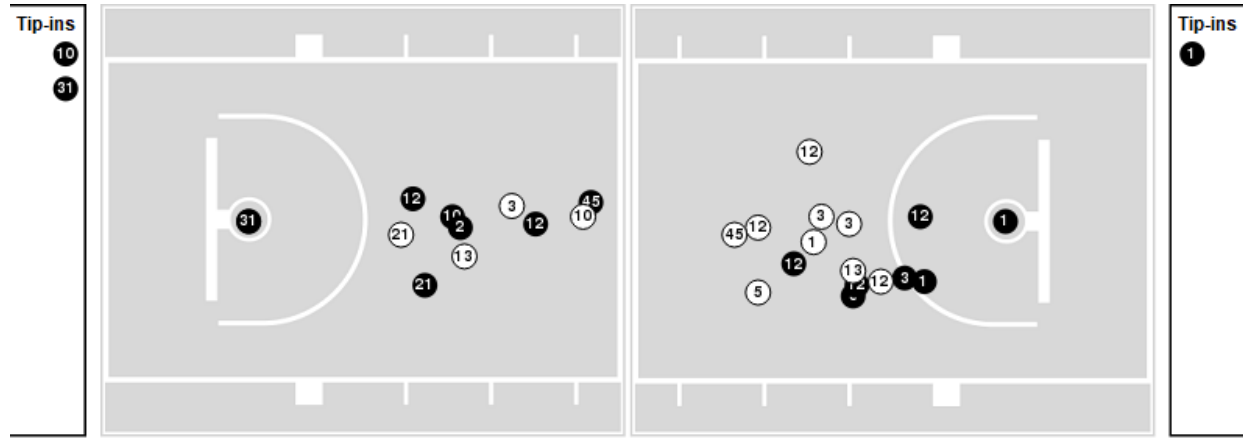


Players => AllFG Types=>AllResults=>All
Boston College

All Field Goals



Blow Up Chart



N Made **O** Missed **N** - Player Number

Boston College	M/A	%
Field Goals	29/56	52
2 Points	19/36	53
3 Points	10/20	50
Free Throws	12/17	71

Boston College	M/A	%
Points in the Paint	30 (15 / 28)	54
Fast Break Points	9 (4/4)	100
Second Chance Points	12 (6/9)	67
Effective FG%	61	

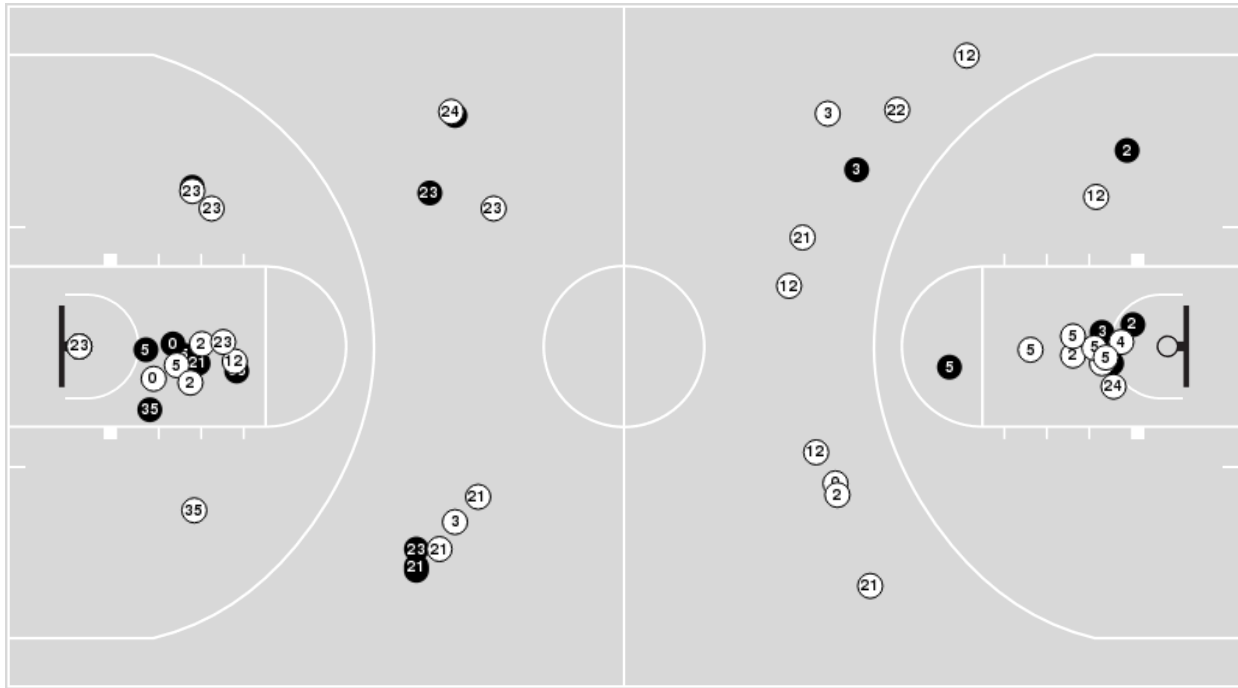


Officials: Pat Adams, Joe Lindsay, Todd Austin

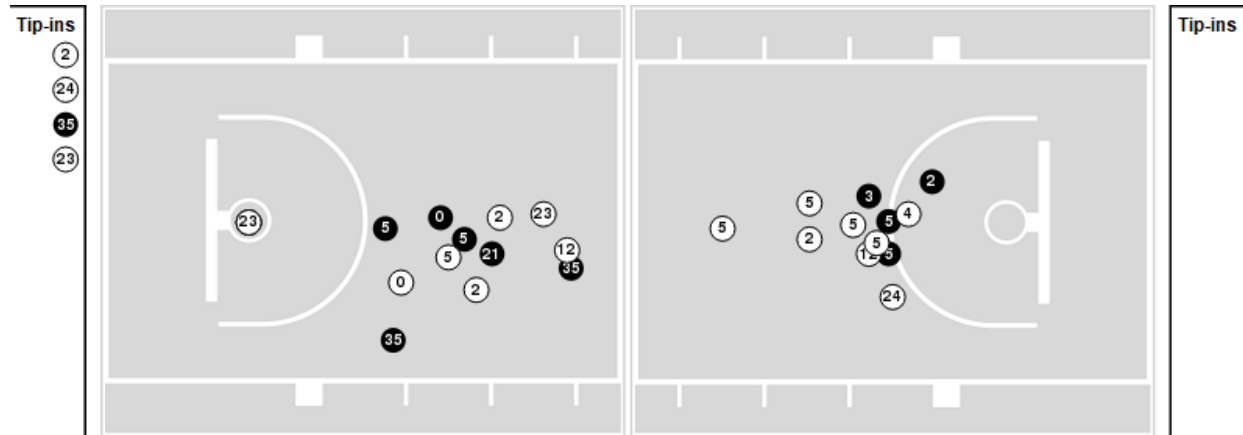
Players => 0, 1, 2, 3, 4, 5, 10, 12, 13, 15, 21, 22, 23, 24, 25, 34, 35 FG Types=>All Results=>All

Vanderbilt

All Field Goals



Blow Up Chart



● Made ○ Missed N - Player Number

Vanderbilt	M/A	%
Field Goals	20/55	36
2 Points	14/35	40
3 Points	6/20	30
Free Throws	16/21	76

Vanderbilt	M/A	%
Points in the Paint	22 (11 / 28)	39
Fast Break Points	2 (2/2)	100
Second Chance Points	8 (3/10)	30
Effective FG%	42	



Boston College at Vanderbilt

11/29/23 Memorial Gymnasium, Nashville, Tenn.
Vanderbilt vs. Boston College

Game Time: 8:15 PM
Game Duration: 2:03
Attendance: 5,516

Officials: Pat Adams, Joe Lindsay, Todd Austin

Boston College

Lineup	Quarter On	Time On	Quarter Off	Time Off	Time on Court	Score	Score Diff	Reb	Stl	Tov	Ass	PPP
1- Harris Jr. C/ 3- Zackery J/ 10- Aligbe P/ 12- Post Q/ 21- McGlockton D/	1	20:00	1	15:24	04:36	10-3	7	4	1	0	2	1.4286
1- Harris Jr. C/ 3- Zackery J/ 10- Aligbe P/ 12- Post Q/ 13- Hand Jr. D/	1	15:24	1	13:45	01:39	5-2	3	1	0	1	1	1.6667
00- Kelley III C/ 1- Harris Jr. C/ 10- Aligbe P/ 12- Post Q/ 13- Hand Jr. D/	1	13:45	1	13:45	00:00	0-0	0	0	0	0	0	0.0000
00- Kelley III C/ 1- Harris Jr. C/ 12- Post Q/ 13- Hand Jr. D/ 21- McGlockton D/	1	13:45	1	13:30	00:15	0-0	0	0	0	0	0	0.0000
00- Kelley III C/ 1- Harris Jr. C/ 2- Mighty A/ 13- Hand Jr. D/ 21- McGlockton D/	1	13:30	1	11:15	02:15	4-2	2	3	0	0	0	1.3333
00- Kelley III C/ 3- Zackery J/ 12- Post Q/ 21- McGlockton D/ 45- Madsen M/	1	11:15	1	09:58	01:17	2-2	0	0	0	1	1	1.0000
1- Harris Jr. C/ 3- Zackery J/ 12- Post Q/ 21- McGlockton D/ 45- Madsen M/	1	09:58	1	08:30	01:28	3-3	0	1	0	1	1	1.5000
1- Harris Jr. C/ 3- Zackery J/ 10- Aligbe P/ 12- Post Q/ 45- Madsen M/	1	08:30	1	05:57	02:33	5-2	3	3	0	0	2	1.1261
1- Harris Jr. C/ 2- Mighty A/ 3- Zackery J/ 10- Aligbe P/ 13- Hand Jr. D/	1	05:57	1	04:52	01:05	2-1	1	1	0	0	1	2.0000
00- Kelley III C/ 1- Harris Jr. C/ 2- Mighty A/ 10- Aligbe P/ 13- Hand Jr. D/	1	04:52	1	03:38	01:14	3-2	1	1	0	0	0	1.5000
00- Kelley III C/ 3- Zackery J/ 10- Aligbe P/ 21- McGlockton D/ 45- Madsen M/	1	03:38	1	03:01	00:37	0-3	-3	0	0	1	0	0.0000
1- Harris Jr. C/ 2- Mighty A/ 3- Zackery J/ 10- Aligbe P/ 45- Madsen M/	1	03:01	1	01:35	01:26	6-1	5	2	0	0	0	2.4590
1- Harris Jr. C/ 2- Mighty A/ 3- Zackery J/ 31- Strong E/ 45- Madsen M/	1	01:35	2	20:00	01:35	4-2	2	2	0	0	0	1.3333
1- Harris Jr. C/ 3- Zackery J/ 10- Aligbe P/ 12- Post Q/ 21- McGlockton D/	2	20:00	2	18:22	01:38	2-1	1	2	0	0	0	1.0000
1- Harris Jr. C/ 3- Zackery J/ 10- Aligbe P/ 12- Post Q/ 13- Hand Jr. D/	2	18:22	2	17:41	00:41	1-0	1	1	0	0	0	1.1364
1- Harris Jr. C/ 3- Zackery J/ 12- Post Q/ 13- Hand Jr. D/ 45- Madsen M/	2	17:41	2	14:34	03:07	6-5	1	3	2	0	1	0.8721
00- Kelley III C/ 1- Harris Jr. C/ 2- Mighty A/ 13- Hand Jr. D/ 45- Madsen M/	2	14:34	2	13:12	01:22	0-4	-4	1	0	1	0	0.0000
2- Mighty A/ 3- Zackery J/ 13- Hand Jr. D/ 21- McGlockton D/ 45- Madsen M/	2	13:12	2	12:44	00:28	0-1	-1	0	0	0	0	0.0000
2- Mighty A/ 3- Zackery J/ 5- Payne F/ 13- Hand Jr. D/ 21- McGlockton D/	2	12:44	2	10:55	01:49	4-4	0	1	0	0	1	1.6393
3- Zackery J/ 5- Payne F/ 12- Post Q/ 13- Hand Jr. D/ 21- McGlockton D/	2	10:55	2	09:16	01:39	3-5	-2	1	0	1	1	1.2295
1- Harris Jr. C/ 3- Zackery J/ 12- Post Q/ 13- Hand Jr. D/ 21- McGlockton D/	2	09:16	2	08:58	00:18	2-0	2	0	0	0	0	2.0000
00- Kelley III C/ 1- Harris Jr. C/ 12- Post Q/ 13- Hand Jr. D/ 21- McGlockton D/	2	08:58	2	08:03	00:55	2-2	0	2	0	0	1	1.0000
00- Kelley III C/ 1- Harris Jr. C/ 3- Zackery J/ 10- Aligbe P/ 12- Post Q/	2	08:03	2	06:42	01:21	1-5	-4	0	0	0	0	0.5319
1- Harris Jr. C/ 3- Zackery J/ 10- Aligbe P/ 12- Post Q/ 45- Madsen M/	2	06:42	2	05:04	01:38	3-5	-2	1	0	1	1	1.5000
1- Harris Jr. C/ 3- Zackery J/ 12- Post Q/ 21- McGlockton D/ 45- Madsen M/	2	05:04	2	00:53	04:11	8-5	3	5	0	1	2	1.2658
1- Harris Jr. C/ 3- Zackery J/ 10- Aligbe P/ 12- Post Q/ 45- Madsen M/	2	00:53	2	00:00	00:53	4-2	2	0	0	0	0	2.2727



Boston College at Vanderbilt

11/29/23 Memorial Gymnasium, Nashville, Tenn.
Vanderbilt vs. Boston College

Game Time: 8:15 PM
Game Duration: 2:03
Attendance: 5,516

Officials: Pat Adams, Joe Lindsay, Todd Austin

Vanderbilt

Lineup	Quarter On	Time On	Quarter Off	Time Off	Time on Court	Score	Score Diff	Reb	Stl	Tov	Ass	PPP
0- Lawrence T/ 2- Lubin V/ 5- Manjon E/ 10- Williams J/ 12- Taylor E/	1	20:00	1	15:24	04:36	3-10	-7	4	0	3	0	0.4360
0- Lawrence T/ 2- Lubin V/ 5- Manjon E/ 12- Taylor E/ 21- Kamateros T/	1	15:24	1	12:16	03:08	4-7	-3	3	0	1	0	0.8000
4- West I/ 5- Manjon E/ 12- Taylor E/ 21- Kamateros T/ 35- Lang C/	1	12:16	1	11:15	01:01	0-2	-2	1	0	0	0	0.0000
3- Lewis P/ 4- West I/ 22- Calton G/ 24- Roberts J/ 35- Lang C/	1	11:15	1	10:27	00:48	2-2	0	0	0	1	0	1.0000
3- Lewis P/ 4- West I/ 21- Kamateros T/ 22- Calton G/ 24- Roberts J/	1	10:27	1	10:10	00:17	0-0	0	0	0	0	0	0.0000
2- Lubin V/ 3- Lewis P/ 4- West I/ 22- Calton G/ 24- Roberts J/	1	10:10	1	07:17	02:53	5-7	-2	1	0	0	1	1.2500
0- Lawrence T/ 2- Lubin V/ 5- Manjon E/ 12- Taylor E/ 24- Roberts J/	1	07:17	1	04:52	02:25	1-3	-2	4	0	1	0	0.2907
0- Lawrence T/ 2- Lubin V/ 3- Lewis P/ 5- Manjon E/ 12- Taylor E/	1	04:52	1	01:35	03:17	6-9	-3	1	0	0	0	1.4286
2- Lubin V/ 3- Lewis P/ 4- West I/ 5- Manjon E/ 12- Taylor E/	1	01:35	2	20:00	01:35	2-4	-2	1	0	1	0	0.6944
0- Lawrence T/ 2- Lubin V/ 5- Manjon E/ 12- Taylor E/ 24- Roberts J/	2	20:00	2	14:34	05:26	6-9	-3	7	0	2	1	0.6757
0- Lawrence T/ 5- Manjon E/ 12- Taylor E/ 24- Roberts J/ 35- Lang C/	2	14:34	2	12:44	01:50	5-0	5	3	0	0	1	1.4535
0- Lawrence T/ 5- Manjon E/ 12- Taylor E/ 21- Kamateros T/ 35- Lang C/	2	12:44	2	11:55	00:49	1-3	-2	0	0	1	0	0.6944
3- Lewis P/ 5- Manjon E/ 21- Kamateros T/ 23- Rivera-Torres J/ 35- Lang C/	2	11:55	2	09:16	02:39	8-4	4	2	0	0	2	2.0000
3- Lewis P/ 4- West I/ 21- Kamateros T/ 23- Rivera-Torres J/ 35- Lang C/	2	09:16	2	03:11	06:05	14-10	4	5	1	0	2	1.3725
4- West I/ 5- Manjon E/ 21- Kamateros T/ 23- Rivera-Torres J/ 35- Lang C/	2	03:11	2	00:53	02:18	3-6	-3	2	1	0	1	1.0000
3- Lewis P/ 4- West I/ 5- Manjon E/ 21- Kamateros T/ 24- Roberts J/	2	00:53	2	00:53	00:00	0-0	0	0	0	0	0	0.0000
3- Lewis P/ 4- West I/ 5- Manjon E/ 22- Calton G/ 24- Roberts J/	2	00:53	2	00:26	00:26	2-2	0	0	0	1	0	1.0638
3- Lewis P/ 4- West I/ 22- Calton G/ 23- Rivera-Torres J/ 24- Roberts J/	2	00:26	2	00:00	00:26	0-2	-2	0	0	0	0	0.0000



Officials: Pat Adams, Joe Lindsay, Todd Austin

Boston College

Lineup	Time	Score	Score Diff	Pts/Min	Reb	Stl	Tov	Ass	PPP
1- Harris Jr. C/ 3- Zackery J/ 10- Aligbe P/ 12- Post Q/ 21- McGlockton D/	06:14	12-4	8	1.9251	6	1	0	2	1.3333
1- Harris Jr. C/ 3- Zackery J/ 12- Post Q/ 21- McGlockton D/ 45- Madsen M/	05:39	11-8	3	1.9469	6	0	2	3	1.3221
1- Harris Jr. C/ 3- Zackery J/ 10- Aligbe P/ 12- Post Q/ 45- Madsen M/	05:04	12-9	3	2.3684	4	0	1	3	1.4634
1- Harris Jr. C/ 3- Zackery J/ 12- Post Q/ 13- Hand Jr. D/ 45- Madsen M/	03:07	6-5	1	1.9251	3	2	0	1	0.8721
1- Harris Jr. C/ 3- Zackery J/ 10- Aligbe P/ 12- Post Q/ 13- Hand Jr. D/	02:20	6-2	4	2.5714	2	0	1	1	1.5464
00- Kelley III C/ 1- Harris Jr. C/ 2- Mighty A/ 13- Hand Jr. D/ 21- McGlockton D/	02:15	4-2	2	1.7778	3	0	0	0	1.3333
2- Mighty A/ 3- Zackery J/ 5- Payne F/ 13- Hand Jr. D/ 21- McGlockton D/	01:49	4-4	0	2.2018	1	0	0	1	1.6393
3- Zackery J/ 5- Payne F/ 12- Post Q/ 13- Hand Jr. D/ 21- McGlockton D/	01:39	3-5	-2	1.8182	1	0	1	1	1.2295
1- Harris Jr. C/ 2- Mighty A/ 3- Zackery J/ 31- Strong E/ 45- Madsen M/	01:35	4-2	2	2.5263	2	0	0	0	1.3333
1- Harris Jr. C/ 2- Mighty A/ 3- Zackery J/ 10- Aligbe P/ 45- Madsen M/	01:26	6-1	5	4.1860	2	0	0	0	2.4590
00- Kelley III C/ 1- Harris Jr. C/ 2- Mighty A/ 13- Hand Jr. D/ 45- Madsen M/	01:22	0-4	-4	0.0000	1	0	1	0	0.0000
00- Kelley III C/ 1- Harris Jr. C/ 3- Zackery J/ 10- Aligbe P/ 12- Post Q/	01:21	1-5	-4	0.7407	0	0	0	0	0.5319
00- Kelley III C/ 3- Zackery J/ 12- Post Q/ 21- McGlockton D/ 45- Madsen M/	01:17	2-2	0	1.5584	0	0	1	1	1.0000
00- Kelley III C/ 1- Harris Jr. C/ 2- Mighty A/ 10- Aligbe P/ 13- Hand Jr. D/	01:14	3-2	1	2.4324	1	0	0	0	1.5000
00- Kelley III C/ 1- Harris Jr. C/ 12- Post Q/ 13- Hand Jr. D/ 21- McGlockton D/	01:10	2-2	0	1.7143	2	0	0	1	1.0000
1- Harris Jr. C/ 2- Mighty A/ 3- Zackery J/ 10- Aligbe P/ 13- Hand Jr. D/	01:05	2-1	1	1.8462	1	0	0	1	2.0000
00- Kelley III C/ 3- Zackery J/ 10- Aligbe P/ 21- McGlockton D/ 45- Madsen M/	00:37	0-3	-3	0.0000	0	0	1	0	0.0000
2- Mighty A/ 3- Zackery J/ 13- Hand Jr. D/ 21- McGlockton D/ 45- Madsen M/	00:28	0-1	-1	0.0000	0	0	0	0	0.0000
1- Harris Jr. C/ 3- Zackery J/ 12- Post Q/ 13- Hand Jr. D/ 21- McGlockton D/	00:18	2-0	2	6.6667	0	0	0	0	2.0000
00- Kelley III C/ 1- Harris Jr. C/ 10- Aligbe P/ 12- Post Q/ 13- Hand Jr. D/	00:00	0-0	0	NaN	0	0	0	0	0.0000



Officials: Pat Adams, Joe Lindsay, Todd Austin

Vanderbilt

Lineup	Time	Score	Score Diff	Pts/Min	Reb	Stl	Tov	Ass	PPP
0- Lawrence T/ 2- Lubin V/ 5- Manjon E/ 12- Taylor E/ 24- Roberts J/	07:51	7-12	-5	0.8917	11	0	3	1	0.5682
3- Lewis P/ 4- West I/ 21- Kamateros T/ 23- Rivera-Torres J/ 35- Lang C/	06:05	14-10	4	2.3014	5	1	0	2	1.3725
0- Lawrence T/ 2- Lubin V/ 5- Manjon E/ 10- Williams J/ 12- Taylor E/	04:36	3-10	-7	0.6522	4	0	3	0	0.4360
0- Lawrence T/ 2- Lubin V/ 3- Lewis P/ 5- Manjon E/ 12- Taylor E/	03:17	6-9	-3	1.8274	1	0	0	0	1.4286
0- Lawrence T/ 2- Lubin V/ 5- Manjon E/ 12- Taylor E/ 21- Kamateros T/	03:08	4-7	-3	1.2766	3	0	1	0	0.8000
2- Lubin V/ 3- Lewis P/ 4- West I/ 22- Calton G/ 24- Roberts J/	02:53	5-7	-2	1.7341	1	0	0	1	1.2500
3- Lewis P/ 5- Manjon E/ 21- Kamateros T/ 23- Rivera-Torres J/ 35- Lang C/	02:39	8-4	4	3.0189	2	0	0	2	2.0000
4- West I/ 5- Manjon E/ 21- Kamateros T/ 23- Rivera-Torres J/ 35- Lang C/	02:18	3-6	-3	1.3043	2	1	0	1	1.0000
0- Lawrence T/ 5- Manjon E/ 12- Taylor E/ 24- Roberts J/ 35- Lang C/	01:50	5-0	5	2.7273	3	0	0	1	1.4535
2- Lubin V/ 3- Lewis P/ 4- West I/ 5- Manjon E/ 12- Taylor E/	01:35	2-4	-2	1.2632	1	0	1	0	0.6944
4- West I/ 5- Manjon E/ 12- Taylor E/ 21- Kamateros T/ 35- Lang C/	01:01	0-2	-2	0.0000	1	0	0	0	0.0000
0- Lawrence T/ 5- Manjon E/ 12- Taylor E/ 21- Kamateros T/ 35- Lang C/	00:49	1-3	-2	1.2245	0	0	1	0	0.6944
3- Lewis P/ 4- West I/ 22- Calton G/ 24- Roberts J/ 35- Lang C/	00:48	2-2	0	2.5000	0	0	1	0	1.0000
3- Lewis P/ 4- West I/ 22- Calton G/ 23- Rivera-Torres J/ 24- Roberts J/	00:26	0-2	-2	0.0000	0	0	0	0	0.0000
3- Lewis P/ 4- West I/ 5- Manjon E/ 22- Calton G/ 24- Roberts J/	00:26	2-2	0	4.5977	0	0	1	0	1.0638
3- Lewis P/ 4- West I/ 21- Kamateros T/ 22- Calton G/ 24- Roberts J/	00:17	0-0	0	0.0000	0	0	0	0	0.0000
3- Lewis P/ 4- West I/ 5- Manjon E/ 21- Kamateros T/ 24- Roberts J/	00:00	0-0	0	NaN	0	0	0	0	0.0000