



Officials: K.B. Burdett, Patrick Evans, Michael Swoboda

Presbyterian - 68

Record: 1-0

NO.	Name	Min	FG	3P	FT	Rebounds			Fouls		TP	AS	TO	ST	Blocks		+/-
			M-A	M-A	M-A	OR	DR	TOT	PF	FD					BS	BA	
30	Kaleb Scott	F 21:17	4-5	0-0	2-2	0	5	5	2	2	10	1	1	0	1	0	11
1	Marquis Barnett	G 26:42	2-6	0-2	2-2	1	4	5	4	2	6	1	4	3	1	0	-11
3	Kobe Stewart	G 20:57	3-4	0-0	0-0	0	4	4	3	2	6	1	2	1	0	9	
10	Jamahri Harvey	G 29:20	4-10	1-6	4-6	0	1	1	3	5	13	2	1	0	0	15	
23	Trevon Reddish-Rhone	G 28:23	0-0	0-0	5-8	0	4	4	2	4	5	2	1	1	0	-14	
0	Crosby James	19:36	4-7	3-3	0-0	1	0	1	1	0	11	0	0	0	0	13	
2	Samage Teel	25:02	4-8	0-0	0-1	0	1	1	1	2	8	3	5	0	0	-1	
15	Jonah Pierce	17:08	4-6	0-0	1-2	2	5	7	4	1	9	1	0	1	0	-1	
4	Kory Mincy	08:23	0-2	0-0	0-0	0	0	0	2	0	0	1	0	1	0	10	
12	Carl Parrish	03:13	0-1	0-1	0-0	0	0	0	0	0	0	0	0	0	0	-1	
Team						0	5	5			0						
Totals			25-49	4-12	14-21	4	29	33	22	18	68	12	14	7	2	4	6

Shooting By Period		
1 st FG%	10-25	40.0%
3PT%	1-8	12.5%
FT%	3-7	42.9%
2 nd FG%	15-24	62.5%
3PT%	3-4	75.0%
FT%	11-14	78.6%
GM FG%	25-49	51.0%
3PT%	4-12	33.3%
FT%	14-21	66.7%

Dead Ball Rebounds: 3, 0

Technical Fouls::NONE

Vanderbilt - 62

Record: 0-1

NO.	Name	Min	FG	3P	FT	Rebounds			Fouls		TP	AS	TO	ST	Blocks		+/-
			M-A	M-A	M-A	OR	DR	TOT	PF	FD					BS	BA	
1	Colin Smith	F 26:58	1-8	0-5	1-5	3	4	7	1	6	3	0	1	2	0	1	-7
21	Tasos Kamateros	F 18:55	2-4	2-3	2-2	2	1	3	2	2	8	0	0	0	1	0	-6
3	Paul Lewis	G 22:47	3-8	1-5	0-0	2	0	2	0	0	7	3	1	1	0	0	1
5	Ezra Manjon	G 23:47	5-12	2-5	7-10	2	1	3	2	6	19	1	1	3	0	0	-11
12	Evan Taylor	G 25:55	3-12	3-11	0-0	0	3	3	2	0	9	0	1	3	1	0	1
23	Jason Rivera-Torres	22:17	2-6	0-2	0-0	1	3	4	5	0	4	2	4	2	2	0	3
13	Malik Presley	18:40	1-3	0-1	0-0	1	2	3	2	1	2	0	0	0	0	0	-3
24	JaQualon "JQ" Roberts	06:58	0-1	0-0	0-0	1	0	1	0	0	0	0	2	0	0	1	2
35	Carter Lang	17:59	1-2	0-0	5-8	3	8	11	2	6	7	1	2	1	0	0	0
4	Isaiah West	08:06	1-1	0-0	1-2	0	0	0	1	1	3	1	0	0	0	0	-3
10	Jordan Williams	04:56	0-0	0-0	0-0	0	0	0	1	0	0	0	1	0	0	0	1
22	Graham Calton	02:42	0-1	0-1	0-0	0	0	0	0	0	0	0	0	0	0	0	-8
Team						2	2	4			0		2				
Totals			19-58	8-33	16-27	17	24	41	18	22	62	8	15	12	4	2	-6

Shooting By Period		
1 st FG%	10-29	34.5%
3PT%	3-15	20.0%
FT%	5-9	55.6%
2 nd FG%	9-29	31.0%
3PT%	5-18	27.8%
FT%	11-18	61.1%
GM FG%	19-58	32.8%
3PT%	8-33	24.2%
FT%	16-27	59.3%

Dead Ball Rebounds: 4, 0

Technical Fouls::NONE

	Presby	Vandy
Biggest lead	15 (2 nd 6:06)	10 (1 st 11:49)
Best Scoring Run	11 (2 nd 9:03)	7 (1 st 11:49)
Lead Changes	4	
Times Tied	3	
Time with Lead	14:59	23:07

	Presby	Vandy
Points from		
Turnovers	15	15
Paint	36	18
Second Chance	6	9
Fast Breaks	4	6
Bench	28	16

	Period by Period Scoring		
	1st	2nd	TOT
Presby	24	44	68
Vandy	28	34	62



Period 1

Quarter Starters:

Vandy	1 Smith C	3 Lewis P	5 Manjon E	12 Taylor E	21 Kamateros T
Presby	1 Barnett M	3 Stewart K	10 Harvey J	23 Reddish-Rhone T	30 Scott K

Game Time	Vandy	Score	Diff	Presby
20:00	21 KAMATEROS T jumpball won			30 SCOTT K jumpball lost
19:37	1 SMITH C 3pt FG , jump shot blocked			
19:37				1 BARNETT M block (1)
19:33	1 SMITH C offensive rebound (1)			
19:30	12 TAYLOR E 3pt FG second chance, jump shot missed			
19:26				1 BARNETT M defensive rebound (1)
19:19		0-2	-2	30 SCOTT K 2pt FG in the paint, jump shot made (2)
19:19				1 BARNETT M assist (1)
19:00	21 KAMATEROS T 3pt FG , jump shot made (3)	3-2	1	
19:00	3 LEWIS P assist (1)			
18:31				30 SCOTT K 2pt FG in the paint, jump shot missed
18:28	21 KAMATEROS T defensive rebound (1)			
18:21	5 MANJON E foul offensive (1 - 1)			3 STEWART K foul drawn (1)
18:21	5 MANJON E turnover offensive (1)			
18:02		3-4	-1	10 HARVEY J 2pt FG from turnover outside the paint, step back jump shot made (2)
17:40	3 LEWIS P 3pt FG , jump shot missed			
17:38	3 LEWIS P offensive rebound (1)			
17:34	1 SMITH C 3pt FG second chance, jump shot missed			
17:29				3 STEWART K defensive rebound (1)
17:24				1 BARNETT M 3pt FG , jump shot missed
17:20	12 TAYLOR E defensive rebound (1)			
16:56	3 LEWIS P 2pt FG outside the paint, pull up jump shot missed			
16:51	1 SMITH C offensive rebound (2)			
16:51	1 SMITH C 2pt FG second chance in the paint, layup missed			
16:50				10 HARVEY J defensive rebound (1)
16:36				1 BARNETT M 2pt FG outside the paint, pull up jump shot missed
16:34	5 MANJON E defensive rebound (1)			
16:21	5 MANJON E 2pt FG outside the paint, pull up jump shot missed			
16:19				3 STEWART K defensive rebound (2)
16:13	5 MANJON E foul personal (2 - 2)			3 STEWART K foul drawn (2)
16:13	5 MANJON E substitution out			
16:13	23 RIVERA-TORRES J substitution in			
16:10				10 HARVEY J 3pt FG , jump shot missed
16:08	12 TAYLOR E defensive rebound (2)			
15:49	23 RIVERA-TORRES J 2pt FG outside the paint, pull up jump shot made (2)	5-4	1	
15:32				10 HARVEY J 3pt FG , jump shot missed
15:30				1 BARNETT M offensive rebound (2)
15:26	1 SMITH C steal (1)			1 BARNETT M turnover bad pass (1)
15:03	1 SMITH C foul drawn (1)			3 STEWART K foul personal (1 - 1)
15:03	Timeout media			
15:03				10 HARVEY J substitution out



Presbyterian at Vanderbilt

11/07/23 Memorial Gymnasium, Nashville
2023-24 Men's Basketball

Game Time: 7:00 PM
Game Duration: 2:08
Attendance: 5,506

Officials: K.B. Burdett, Patrick Evans, Michael Swoboda

Game Time	Vandy	Score	Diff	Presby
15:03				23 REDDISH-RHONE T substitution out
15:03				30 SCOTT K substitution out
15:03				0 JAMES C substitution in
15:03				2 TEEL S substitution in
15:03				15 PIERCE J substitution in
14:53	1 SMITH C 2pt FG from turnover in the paint, layup missed			
14:50				1 BARNETT M defensive rebound (3)
14:34				1 BARNETT M 2pt FG in the paint, layup missed
14:32	23 RIVERA-TORRES J defensive rebound (1)			
14:20	21 KAMATEROS T 3pt FG , jump shot made (6)	8-4	4	
14:20	3 LEWIS P assist (2)			
14:03	21 KAMATEROS T foul shooting (1 - 3)			15 PIERCE J foul drawn (1)
14:03				15 PIERCE J free throw 1 - 2 missed
14:03				offensive dead ball rebound (1)
14:03	12 TAYLOR E substitution out			
14:03	13 PRESLEY M substitution in			
14:03		8-5	3	15 PIERCE J free throw 2 - 2 made (1)
13:42	21 KAMATEROS T foul drawn (1)			3 STEWART K foul personal (2 - 2)
13:42				3 STEWART K substitution out
13:42				23 REDDISH-RHONE T substitution in
13:33	13 PRESLEY M 2pt FG in the paint, driving layup made (2)	10-5	5	
13:17				1 BARNETT M 3pt FG , jump shot missed
13:15	defensive rebound (9)			
13:15	1 SMITH C substitution out			
13:15	24 ROBERTS J substitution in			
13:15				1 BARNETT M substitution out
13:15				10 HARVEY J substitution in
13:15	21 KAMATEROS T substitution out			
13:15	35 LANG C substitution in			
12:54	24 ROBERTS J turnover bad pass (1)			
12:42	35 LANG C steal (1)			2 TEEL S turnover lost ball (1)
12:34	3 LEWIS P 2pt FG from turnover outside the paint, pull up jump shot made (2)	12-5	7	
12:14				0 JAMES C 2pt FG outside the paint, jump shot blocked
12:14	23 RIVERA-TORRES J block (1)			
12:10	23 RIVERA-TORRES J defensive rebound (2)			
11:54	23 RIVERA-TORRES J 3pt FG , jump shot missed			
11:52	3 LEWIS P offensive rebound (2)			
11:49	3 LEWIS P 3pt FG second chance, jump shot made (5)	15-5	10	
11:28	23 RIVERA-TORRES J foul personal (1 - 4)			10 HARVEY J foul drawn (1)
11:28	Timeout media			
11:15		15-7	8	15 PIERCE J 2pt FG in the paint, layup made (3)
11:15				23 REDDISH-RHONE T assist (1)
10:56	35 LANG C foul drawn (1)			10 HARVEY J foul shooting (1 - 3)
10:56	35 LANG C free throw 1 - 2 missed			
10:56	offensive dead ball rebound (1)			
10:56	35 LANG C free throw 2 - 2 missed			
10:55	24 ROBERTS J offensive rebound (1)			
10:40	3 LEWIS P 3pt FG second chance, jump shot missed			



Presbyterian at Vanderbilt

11/07/23 Memorial Gymnasium, Nashville
2023-24 Men's Basketball

Game Time: 7:00 PM
Game Duration: 2:08
Attendance: 5,506

Officials: K.B. Burdett, Patrick Evans, Michael Swoboda

Game Time	Vandy	Score	Diff	Presby
10:38				23 REDDISH-RHONE T defensive rebound (1)
10:32				10 HARVEY J 3pt FG , jump shot missed
10:29	35 LANG C defensive rebound (1)			
10:11	23 RIVERA-TORRES J 2pt FG in the paint, jump shot made (4)	17-7	10	
09:55	23 RIVERA-TORRES J steal (1)			2 TEEL S turnover lost ball (2)
09:51	23 RIVERA-TORRES J turnover bad pass (1)			23 REDDISH-RHONE T steal (1)
09:41		17-9	8	2 TEEL S 2pt FG from turnover in the paint, driving layup made (2)
09:16	23 RIVERA-TORRES J 2pt FG in the paint, jump shot missed			
09:13	35 LANG C offensive rebound (2)			
08:59	3 LEWIS P 3pt FG second chance, jump shot missed			
08:57	13 PRESLEY M offensive rebound (1)			
08:57	13 PRESLEY M foul drawn (1)			0 JAMES C foul personal (1 - 4)
08:57	3 LEWIS P substitution out			
08:57	4 WEST I substitution in			
08:57				0 JAMES C substitution out
08:57				2 TEEL S substitution out
08:57				15 PIERCE J substitution out
08:57				1 BARNETT M substitution in
08:57				4 MINCY K substitution in
08:57				30 SCOTT K substitution in
08:52	23 RIVERA-TORRES J 2pt FG second chance outside the paint, jump shot missed			
08:51				30 SCOTT K defensive rebound (1)
08:51	35 LANG C foul personal (1 - 5)			30 SCOTT K foul drawn (1)
08:29				4 MINCY K 2pt FG in the paint, floating jump shot missed
08:26	35 LANG C defensive rebound (3)			
08:19	35 LANG C foul drawn (2)			23 REDDISH-RHONE T foul personal (1 - 5)
08:19	35 LANG C foul drawn (3)			30 SCOTT K foul personal (1 - 6)
08:13	23 RIVERA-TORRES J turnover lost ball (2)			
08:01	4 WEST I foul shooting (1 - 6)			23 REDDISH-RHONE T foul drawn (1)
08:01				23 REDDISH-RHONE T free throw 1 - 2 missed
08:01				offensive dead ball rebound (2)
08:01				23 REDDISH-RHONE T free throw 2 - 2 missed
08:00	13 PRESLEY M defensive rebound (2)			
07:44	4 WEST I 2pt FG in the paint, driving layup made (2)	19-9	10	
07:29		19-12	7	10 HARVEY J 3pt FG , jump shot made (5)
07:29				30 SCOTT K assist (1)
07:11	24 ROBERTS J turnover out of bounds (2)			
07:11	Timeout media			
07:11	13 PRESLEY M substitution out			
07:11	23 RIVERA-TORRES J substitution out			
07:11	10 WILLIAMS J substitution in			
07:11	12 TAYLOR E substitution in			
07:11				23 REDDISH-RHONE T substitution out
07:11				12 PARRISH C substitution in
06:46				10 HARVEY J 3pt FG from turnover, jump shot missed
06:44	35 LANG C defensive rebound (4)			
06:35	4 WEST I foul drawn (1)			4 MINCY K foul personal (1 - 7)
06:35				10 HARVEY J substitution out



Presbyterian at Vanderbilt

11/07/23 Memorial Gymnasium, Nashville
2023-24 Men's Basketball

Game Time: 7:00 PM
Game Duration: 2:08
Attendance: 5,506

Officials: K.B. Burdett, Patrick Evans, Michael Swoboda

Game Time	Vandy	Score	Diff	Presby
06:35				23 REDDISH-RHONE T substitution in
06:35	4 WEST I 1&1 free throw 1 made (3)	20-12	8	
06:35	4 WEST I 1&1 free throw 2 missed			
06:34				23 REDDISH-RHONE T defensive rebound (2)
06:34	10 WILLIAMS J foul personal (1 - 7)			23 REDDISH-RHONE T foul drawn (2)
06:34		20-13	7	23 REDDISH-RHONE T 1&1 free throw 1 made (1)
06:34		20-14	6	23 REDDISH-RHONE T 1&1 free throw 2 made (2)
06:18	24 ROBERTS J 2pt FG in the paint, driving layup blocked			
06:18				30 SCOTT K block (1)
06:17	35 LANG C offensive rebound (5)			
06:17	35 LANG C foul drawn (4)			1 BARNETT M foul shooting (1 - 8)
06:17	35 LANG C free throw 1 - 2 made (1)	21-14	7	
06:17	24 ROBERTS J substitution out			
06:17	1 SMITH C substitution in			
06:17	35 LANG C free throw 2 - 2 made (2)	22-14	8	
06:17	35 LANG C substitution out			
06:17	21 KAMATEROS T substitution in			
06:01				12 PARRISH C 3pt FG , jump shot missed
05:59	1 SMITH C defensive rebound (3)			
05:43	12 TAYLOR E 3pt FG , jump shot missed			
05:40				30 SCOTT K defensive rebound (2)
05:24	1 SMITH C steal (2)			1 BARNETT M turnover bad pass (2)
04:59	12 TAYLOR E 3pt FG from turnover, jump shot missed			
04:57	21 KAMATEROS T offensive rebound (2)			
04:47	12 TAYLOR E 3pt FG from turnover second chance, jump shot missed			
04:44				30 SCOTT K defensive rebound (3)
04:37	4 WEST I substitution out			
04:37	3 LEWIS P substitution in			
04:37				4 MINCY K substitution out
04:37				30 SCOTT K substitution out
04:37				2 TEEL S substitution in
04:37				15 PIERCE J substitution in
04:22	1 SMITH C foul personal (1 - 8)			2 TEEL S foul drawn (1)
04:22				2 TEEL S 1&1 free throw 1 missed
04:22	1 SMITH C defensive rebound (4)			
04:22	1 SMITH C foul drawn (2)			15 PIERCE J foul personal (1 - 9)
04:22	1 SMITH C 1&1 free throw 1 missed			
04:21				15 PIERCE J defensive rebound (1)
04:07				15 PIERCE J 2pt FG in the paint, jump shot blocked
04:07	21 KAMATEROS T block (1)			
04:04	defensive rebound (23)			
03:58	10 WILLIAMS J turnover bad pass (1)			
03:58				Timeout media
03:58				12 PARRISH C substitution out
03:58				10 HARVEY J substitution in
03:46	12 TAYLOR E steal (1)			1 BARNETT M turnover lost ball (3)
03:42	3 LEWIS P 2pt FG fast break from turnover in the paint, driving layup made (7)	24-14	10	
03:26		24-16	8	2 TEEL S 2pt FG in the paint, driving layup made (4)



Presbyterian at Vanderbilt

11/07/23 Memorial Gymnasium, Nashville
2023-24 Men's Basketball

Game Time: 7:00 PM
Game Duration: 2:08
Attendance: 5,506

Officials: K.B. Burdett, Patrick Evans, Michael Swoboda

Game Time	Vandy	Score	Diff	Presby
03:09	3 LEWIS P turnover bad pass (1)			1 BARNETT M steal (1)
03:05	3 LEWIS P steal (1)			1 BARNETT M turnover bad pass (4)
03:00	1 SMITH C 2pt FG fast break from turnover in the paint, dunk, made (2)	26-16	10	
03:00	3 LEWIS P assist (3)			
02:37				2 TEEL S 2pt FG outside the paint, jump shot missed
02:34				15 PIERCE J offensive rebound (2)
02:34		26-18	8	15 PIERCE J 2pt FG second chance in the paint, layup made (5)
02:15	21 KAMATEROS T foul drawn (2)			15 PIERCE J foul shooting (2 - 10)
02:15	10 WILLIAMS J substitution out			
02:15	23 RIVERA-TORRES J substitution in			
02:15				15 PIERCE J substitution out
02:15				30 SCOTT K substitution in
02:15	21 KAMATEROS T free throw 1 - 2 made (7)	27-18	9	
02:15	21 KAMATEROS T free throw 2 - 2 made (8)	28-18	10	
02:08		28-20	8	30 SCOTT K 2pt FG fast break in the paint, layup made (4)
02:08				23 REDDISH-RHONE T assist (2)
01:48	1 SMITH C 3pt FG , jump shot missed			
01:43				23 REDDISH-RHONE T defensive rebound (3)
01:35				10 HARVEY J 2pt FG in the paint, driving layup blocked
01:35	12 TAYLOR E block (1)			
01:31	23 RIVERA-TORRES J defensive rebound (3)			
01:27	21 KAMATEROS T 3pt FG , jump shot missed			
01:21				1 BARNETT M defensive rebound (4)
01:21				1 BARNETT M substitution out
01:21				0 JAMES C substitution in
01:12		28-22	6	30 SCOTT K 2pt FG in the paint, jump shot made (6)
01:12				10 HARVEY J assist (1)
00:40	turnover shot clock (8)			
00:40				23 REDDISH-RHONE T substitution out
00:40				1 BARNETT M substitution in
00:40				Timeout 30 Sec
00:34		28-24	4	2 TEEL S 2pt FG from turnover in the paint, driving layup made (6)
00:04	23 RIVERA-TORRES J turnover lost ball (3)			1 BARNETT M steal (2)
END OF PERIOD				
Vandy 28-24 Presby				



Presbyterian at Vanderbilt

11/07/23 Memorial Gymnasium, Nashville
2023-24 Men's Basketball

Game Time: 7:00 PM
Game Duration: 2:08
Attendance: 5,506

Officials: K.B. Burdett, Patrick Evans, Michael Swoboda

Presbyterian - 24

NO.	Name	F/G	Min	FG	3P	FT	Rebounds			Fouls		TP	AS	TO	ST	Blocks		+/-
				M-A	M-A	M-A	OR	DR	TOT	PF	FD					BS	BA	
30	Kaleb Scott	F	11:32	3-4	0-0	0-0	0	3	3	1	1	6	1	0	0	1	0	3
1	Marquis Barnett	G	15:02	0-4	0-2	0-0	1	3	4	1	0	0	1	4	2	1	0	-3
3	Kobe Stewart	G	06:18	0-0	0-0	0-0	0	2	2	2	2	0	0	0	0	0	0	-3
10	Jamahri Harvey	G	15:35	2-7	1-5	0-0	0	1	1	1	1	5	1	0	0	0	1	1
23	Trevon Reddish-Rhone	G	17:23	0-0	0-0	2-4	0	3	3	1	2	2	2	0	1	0	0	-4
0	Crosby James		07:27	0-1	0-0	0-0	0	0	0	1	0	0	0	0	0	0	1	-3
2	Samage Teel		10:43	3-4	0-0	0-1	0	0	0	0	1	6	0	2	0	0	0	-3
15	Jonah Pierce		08:28	2-3	0-0	1-2	1	1	2	2	1	5	0	0	0	0	1	-7
4	Kory Mincy		04:20	0-1	0-0	0-0	0	0	0	1	0	0	0	0	0	0	0	0
12	Carl Parrish		03:13	0-1	0-1	0-0	0	0	0	0	0	0	0	0	0	0	0	-1
Team							0	0	0			0		0				
Totals				10-25	1-8	3-7	2	13	15	10	8	24	5	6	3	2	3	-4

Shooting By Period		
1 st FG%	10-25	40.0%
3PT%	1-8	12.5%
FT%	3-7	42.9%
GM FG%	10-25	40.0%
3PT%	1-8	12.5%
FT%	3-7	42.9%

Dead Ball Rebounds: 2, 0

Technical Fouls::NONE

Vanderbilt - 28

NO.	Name	F/G	Min	FG	3P	FT	Rebounds			Fouls		TP	AS	TO	ST	Blocks		+/-
				M-A	M-A	M-A	OR	DR	TOT	PF	FD					BS	BA	
1	Colin Smith	F	13:02	1-6	0-3	0-1	2	2	4	1	2	2	0	0	2	0	1	2
21	Tasos Kamateros	F	13:02	2-3	2-3	2-2	1	1	2	1	2	8	0	0	0	1	0	1
3	Paul Lewis	G	15:40	3-7	1-4	0-0	2	0	2	0	0	7	3	1	1	0	0	4
5	Ezra Manjon	G	03:47	0-1	0-0	0-0	0	1	1	2	0	0	0	1	0	0	0	-1
12	Evan Taylor	G	13:08	0-4	0-4	0-0	0	2	2	0	0	0	0	0	1	1	0	1
23	Jason Rivera-Torres		11:17	2-5	0-1	0-0	0	3	3	1	0	4	0	3	1	1	0	4
13	Malik Presley		06:52	1-1	0-0	0-0	1	1	2	0	1	2	0	0	0	0	0	3
24	JaQualon "JQ" Roberts		06:58	0-1	0-0	0-0	1	0	1	0	0	0	0	2	0	0	1	2
35	Carter Lang		06:58	0-0	0-0	2-4	2	3	5	1	4	2	0	0	1	0	0	3
4	Isaiah West		04:20	1-1	0-0	1-2	0	0	0	1	1	3	0	0	0	0	0	0
10	Jordan Williams		04:56	0-0	0-0	0-0	0	0	0	1	0	0	0	1	0	0	0	1
Team							0	2	2			0		1				
Totals				10-29	3-15	5-9	9	15	24	8	10	28	3	9	6	3	2	4

Shooting By Period		
1 st FG%	10-29	34.5%
3PT%	3-15	20.0%
FT%	5-9	55.6%
GM FG%	10-29	34.5%
3PT%	3-15	20.0%
FT%	5-9	55.6%

Dead Ball Rebounds: 1, 0

Technical Fouls::NONE

	Presby	Vandy
Biggest lead	2 (1 st 19:19)	10 (1 st 11:49)
Best Scoring Run	6(1 st 0:34)	7(1 st 11:49)
Lead Changes	3	
Times Tied	0	
Time with Lead	02:32	16:47

Points from	Presby	Vandy
Turnovers	6	6
Paint	16	10
Second Chance	2	5
Fast Breaks	2	4
Bench	11	11

	Period by Period Scoring		
	1st	2nd	TOT
Presby	24	44	68
Vandy	28	34	62



Presbyterian at Vanderbilt

11/07/23 Memorial Gymnasium, Nashville
2023-24 Men's Basketball

Game Time: 7:00 PM
Game Duration: 2:08
Attendance: 5,506

Officials: K.B. Burdett, Patrick Evans, Michael Swoboda

Period 2

Quarter Starters:

Vandy	1 Smith C	3 Lewis P	5 Manjon E	12 Taylor E	21 Kamateros T
Presby	1 Barnett M	3 Stewart K	10 Harvey J	23 Reddish-Rhone T	30 Scott K

Game Time	Vandy	Score	Diff	Presby
20:00	23 RIVERA-TORRES J substitution out			
20:00	5 MANJON E substitution in			
20:00				0 JAMES C substitution out
20:00				2 TEEL S substitution out
20:00				3 STEWART K substitution in
20:00				23 REDDISH-RHONE T substitution in
19:49	5 MANJON E steal (1)			23 REDDISH-RHONE T turnover lost ball (1)
19:45	5 MANJON E foul drawn (1)			1 BARNETT M foul shooting (2 - 1)
19:45	5 MANJON E free throw fast break 1 - 2 made (1)	29-24	5	
19:45	5 MANJON E free throw fast break 2 - 2 made (2)	30-24	6	
19:23	21 KAMATEROS T foul shooting (2 - 1)			30 SCOTT K foul drawn (2)
19:23		30-25	5	30 SCOTT K free throw 1 - 2 made (7)
19:23		30-26	4	30 SCOTT K free throw 2 - 2 made (8)
18:57	5 MANJON E 2pt FG in the paint, turnaround jump shot made (4)	32-26	6	
18:32	5 MANJON E steal (2)			30 SCOTT K turnover bad pass (1)
18:22	5 MANJON E foul drawn (2)			23 REDDISH-RHONE T foul personal (2 - 2)
18:22				23 REDDISH-RHONE T substitution out
18:22				2 TEEL S substitution in
18:04	5 MANJON E 2pt FG from turnover in the paint, jump shot missed			
18:02				2 TEEL S defensive rebound (1)
17:49		32-28	4	30 SCOTT K 2pt FG outside the paint, jump shot made (10)
17:49				2 TEEL S assist (1)
17:29	12 TAYLOR E 2pt FG outside the paint, turnaround jump shot missed			
17:26				1 BARNETT M defensive rebound (5)
17:22		32-30	2	1 BARNETT M 2pt FG in the paint, driving layup made (2)
17:00	1 SMITH C 3pt FG , jump shot missed			
16:58	21 KAMATEROS T offensive rebound (3)			
16:58	1 SMITH C foul drawn (3)			3 STEWART K foul personal (3 - 3)
16:58	21 KAMATEROS T substitution out			
16:58	35 LANG C substitution in			
16:58				3 STEWART K substitution out
16:58				23 REDDISH-RHONE T substitution in
16:38	5 MANJON E 2pt FG second chance outside the paint, jump shot missed			
16:34				defensive rebound (18)
16:32	12 TAYLOR E substitution out			
16:32	13 PRESLEY M substitution in			
16:22				2 TEEL S 2pt FG outside the paint, pull up jump shot missed
16:20	1 SMITH C defensive rebound (5)			
16:13	5 MANJON E foul drawn (3)			30 SCOTT K foul shooting (2 - 4)
16:13	5 MANJON E free throw 1 - 2 missed			



Presbyterian at Vanderbilt

11/07/23 Memorial Gymnasium, Nashville
2023-24 Men's Basketball

Game Time: 7:00 PM
Game Duration: 2:08
Attendance: 5,506

Officials: K.B. Burdett, Patrick Evans, Michael Swoboda

Game Time	Vandy	Score	Diff	Presby
16:13	offensive dead ball rebound (2)			
16:13	5 MANJON E free throw 2 - 2 made (5)	33-30	3	
15:46				10 HARVEY J turnover lost ball (1)
15:46	Timeout media			
15:34	35 LANG C foul drawn (5)			1 BARNETT M foul shooting (3 - 5)
15:34	35 LANG C free throw 1 - 2 made (3)	34-30	4	
15:34				1 BARNETT M substitution out
15:34				23 REDDISH-RHONE T substitution out
15:34				30 SCOTT K substitution out
15:34				0 JAMES C substitution in
15:34				3 STEWART K substitution in
15:34				15 PIERCE J substitution in
15:34	35 LANG C free throw 2 - 2 missed			
15:33				15 PIERCE J defensive rebound (3)
15:20				15 PIERCE J 2pt FG in the paint, layup missed
15:20	35 LANG C defensive rebound (6)			
15:02	13 PRESLEY M 2pt FG in the paint, driving layup missed			
14:59				15 PIERCE J defensive rebound (4)
14:55				10 HARVEY J 3pt FG , jump shot missed
14:51	35 LANG C defensive rebound (7)			
14:32	35 LANG C turnover bad pass (1)			3 STEWART K steal (1)
14:24				2 TEEL S 2pt FG from turnover in the paint, driving layup missed
14:20				15 PIERCE J offensive rebound (5)
14:20		34-32	2	3 STEWART K 2pt FG from turnover second chance in the paint, layup made (2)
13:58	3 LEWIS P 3pt FG , jump shot missed			
13:58				defensive rebound (22)
13:58	3 LEWIS P substitution out			
13:58	23 RIVERA-TORRES J substitution in			
13:40		34-34	0	3 STEWART K 2pt FG outside the paint, pull up jump shot made (4)
13:18	35 LANG C turnover lost ball (2)			15 PIERCE J steal (1)
13:13		34-36	-2	3 STEWART K 2pt FG fast break from turnover in the paint, driving layup made (6)
13:13				15 PIERCE J assist (1)
12:50	5 MANJON E 2pt FG in the paint, driving layup made (7)	36-36	0	
12:50	35 LANG C assist (1)			
12:44				0 JAMES C 2pt FG in the paint, pull up jump shot missed
12:40	35 LANG C defensive rebound (8)			
12:31	13 PRESLEY M 3pt FG , jump shot missed			
12:28				3 STEWART K defensive rebound (3)
12:20		36-38	-2	10 HARVEY J 2pt FG in the paint, driving layup made (7)
12:20	35 LANG C foul shooting (2 - 2)			10 HARVEY J foul drawn (2)
12:20				10 HARVEY J free throw 1 - 1 missed
12:19	1 SMITH C defensive rebound (6)			
12:01	1 SMITH C foul drawn (4)			10 HARVEY J foul personal (2 - 6)
12:01				2 TEEL S substitution out
12:01				4 MINCY K substitution in
11:59	23 RIVERA-TORRES J 3pt FG , jump shot missed			
11:56	1 SMITH C offensive rebound (7)			



Presbyterian at Vanderbilt

11/07/23 Memorial Gymnasium, Nashville
2023-24 Men's Basketball

Game Time: 7:00 PM
Game Duration: 2:08
Attendance: 5,506

Officials: K.B. Burdett, Patrick Evans, Michael Swoboda

Game Time	Vandy	Score	Diff	Presby
11:55	1 SMITH C foul drawn (5)			15 PIERCE J foul shooting (3 - 7)
11:55	Timeout media			
11:55	1 SMITH C free throw 1 - 2 missed			
11:55	offensive dead ball rebound (3)			
11:55	1 SMITH C free throw 2 - 2 missed			
11:54	23 RIVERA-TORRES J offensive rebound (4)			
11:52	23 RIVERA-TORRES J turnover lost ball (4)			4 MINCY K steal (1)
11:28				4 MINCY K 2pt FG from turnover outside the paint, pull up jump shot missed
11:27	35 LANG C defensive rebound (9)			
11:27	35 LANG C foul drawn (6)			15 PIERCE J foul personal (4 - 8)
11:27	1 SMITH C substitution out			
11:27	22 CALTON G substitution in			
11:27				15 PIERCE J substitution out
11:27				30 SCOTT K substitution in
11:27	35 LANG C 1&1 free throw 1 made (4)	37-38	-1	
11:27	35 LANG C 1&1 free throw 2 made (5)	38-38	0	
11:11		38-41	-3	0 JAMES C 3pt FG , jump shot made (3)
11:11				10 HARVEY J assist (2)
10:33	turnover shot clock (13)			
10:21				0 JAMES C 2pt FG from turnover in the paint, jump shot blocked
10:21	23 RIVERA-TORRES J block (2)			
10:17				0 JAMES C offensive rebound (1)
10:16		38-43	-5	0 JAMES C 2pt FG from turnover second chance in the paint, driving layup made (5)
09:54	35 LANG C 2pt FG in the paint, turnaround jump shot missed			
09:52				30 SCOTT K defensive rebound (4)
09:40		38-46	-8	0 JAMES C 3pt FG , jump shot made (8)
09:40				3 STEWART K assist (1)
09:21	22 CALTON G 3pt FG , jump shot missed			
09:19				defensive rebound (26)
09:19	35 LANG C substitution out			
09:19	21 KAMATEROS T substitution in			
09:19	23 RIVERA-TORRES J substitution out			
09:19	12 TAYLOR E substitution in			
09:03		38-49	-11	0 JAMES C 3pt FG , jump shot made (11)
09:03				4 MINCY K assist (1)
08:55	Timeout 30 Sec			
08:55	Timeout media			
08:45	5 MANJON E foul drawn (4)			4 MINCY K foul shooting (2 - 9)
08:45	5 MANJON E free throw 1 - 2 made (8)	39-49	-10	
08:45	13 PRESLEY M substitution out			
08:45	22 CALTON G substitution out			
08:45	1 SMITH C substitution in			
08:45	3 LEWIS P substitution in			
08:45	5 MANJON E free throw 2 - 2 missed			
08:44				30 SCOTT K defensive rebound (5)
08:22		39-51	-12	10 HARVEY J 2pt FG in the paint, driving layup made (9)
08:01	1 SMITH C 3pt FG , jump shot missed			
07:58	offensive rebound (34)			



Presbyterian at Vanderbilt

11/07/23 Memorial Gymnasium, Nashville
2023-24 Men's Basketball

Game Time: 7:00 PM
Game Duration: 2:08
Attendance: 5,506

Officials: K.B. Burdett, Patrick Evans, Michael Swoboda

Game Time	Vandy	Score	Diff	Presby
07:58	Timeout media			
07:58				3 STEWART K substitution out
07:58				4 MINCY K substitution out
07:58				10 HARVEY J substitution out
07:58				30 SCOTT K substitution out
07:58				1 BARNETT M substitution in
07:58				2 TEEL S substitution in
07:58				15 PIERCE J substitution in
07:58				23 REDDISH-RHONE T substitution in
07:43	21 KAMATEROS T 2pt FG second chance in the paint, hook shot missed			
07:41	5 MANJON E offensive rebound (2)			
07:40	5 MANJON E foul drawn (5)			1 BARNETT M foul personal (4 - 10)
07:40	5 MANJON E free throw 1 - 2 made (9)	40-51	-11	
07:40	3 LEWIS P substitution out			
07:40	4 WEST I substitution in			
07:40	5 MANJON E free throw 2 - 2 made (10)	41-51	-10	
07:31		41-53	-12	1 BARNETT M 2pt FG in the paint, turnaround jump shot made (4)
07:09	1 SMITH C foul drawn (6)			2 TEEL S foul personal (1 - 11)
07:09	1 SMITH C free throw 1 - 2 made (3)	42-53	-11	
07:09	1 SMITH C free throw 2 - 2 missed			
07:07				15 PIERCE J defensive rebound (6)
06:57		42-55	-13	15 PIERCE J 2pt FG in the paint, dunk, made (7)
06:57				2 TEEL S assist (2)
06:39	12 TAYLOR E 3pt FG , jump shot missed			
06:37	offensive rebound (36)			
06:28	1 SMITH C turnover travel (1)			
06:28	21 KAMATEROS T substitution out			
06:28	23 RIVERA-TORRES J substitution in			
06:06		42-57	-15	15 PIERCE J 2pt FG from turnover in the paint, layup made (9)
06:06				2 TEEL S assist (3)
05:52	5 MANJON E 2pt FG in the paint, driving layup made (12)	44-57	-13	
05:27		44-59	-15	2 TEEL S 2pt FG in the paint, driving layup made (8)
05:05	5 MANJON E 3pt FG , jump shot missed			
05:03				23 REDDISH-RHONE T defensive rebound (4)
04:43	12 TAYLOR E steal (2)			2 TEEL S turnover lost ball (3)
04:34	12 TAYLOR E 3pt FG from turnover, jump shot made (3)	47-59	-12	
04:34	4 WEST I assist (1)			
04:03	5 MANJON E steal (3)			2 TEEL S turnover bad pass (4)
04:01	4 WEST I substitution out			
04:01	13 PRESLEY M substitution in			
04:01				0 JAMES C substitution out
04:01				3 STEWART K substitution in
03:47	12 TAYLOR E 3pt FG from turnover, jump shot missed			
03:43				15 PIERCE J defensive rebound (7)
03:25	23 RIVERA-TORRES J foul shooting (2 - 3)			23 REDDISH-RHONE T foul drawn (3)
03:25	Timeout media			
03:25	1 SMITH C substitution out			
03:25	35 LANG C substitution in			



Presbyterian at Vanderbilt

11/07/23 Memorial Gymnasium, Nashville
2023-24 Men's Basketball

Game Time: 7:00 PM
Game Duration: 2:08
Attendance: 5,506

Officials: K.B. Burdett, Patrick Evans, Michael Swoboda

Game Time	Vandy	Score	Diff	Presby
03:25				15 PIERCE J substitution out
03:25				30 SCOTT K substitution in
03:25		47-60	-13	23 REDDISH-RHONE T free throw 1 - 2 made (3)
03:25		47-61	-14	23 REDDISH-RHONE T free throw 2 - 2 made (4)
03:01	5 MANJON E 3pt FG , jump shot missed			
02:59				defensive rebound (31)
02:37				2 TEEL S 2pt FG in the paint, driving layup missed
02:33	12 TAYLOR E defensive rebound (3)			
02:29	12 TAYLOR E 3pt FG , jump shot made (6)	50-61	-11	
02:29	23 RIVERA-TORRES J assist (1)			
02:15	12 TAYLOR E steal (3)			2 TEEL S turnover lost ball (5)
02:09	12 TAYLOR E turnover bad pass (1)			1 BARNETT M steal (3)
02:07	13 PRESLEY M foul personal (1 - 4)			1 BARNETT M foul drawn (1)
02:07				1 BARNETT M substitution out
02:07				10 HARVEY J substitution in
02:02	23 RIVERA-TORRES J foul shooting (3 - 5)			23 REDDISH-RHONE T foul drawn (4)
02:02				23 REDDISH-RHONE T free throw 1 - 2 missed
02:02				offensive dead ball rebound (3)
02:02		50-62	-12	23 REDDISH-RHONE T free throw 2 - 2 made (5)
02:02				10 HARVEY J substitution out
02:02				1 BARNETT M substitution in
01:54	12 TAYLOR E 3pt FG , jump shot made (9)	53-62	-9	
01:54	5 MANJON E assist (1)			
01:45				3 STEWART K turnover bad pass (1)
01:40	12 TAYLOR E 3pt FG from turnover, jump shot missed			
01:38				defensive rebound (32)
01:38				Timeout 30 Sec
01:38				1 BARNETT M substitution out
01:38				30 SCOTT K substitution out
01:38				0 JAMES C substitution in
01:38				10 HARVEY J substitution in
01:26	23 RIVERA-TORRES J foul personal (4 - 6)			2 TEEL S foul drawn (2)
01:08				3 STEWART K 2pt FG in the paint, jump shot missed
01:02	35 LANG C defensive rebound (10)			
01:02	5 MANJON E foul drawn (6)			10 HARVEY J foul shooting (3 - 12)
01:02	5 MANJON E free throw 1 - 2 missed			
01:02	offensive dead ball rebound (4)			
01:02	35 LANG C substitution out			
01:02	1 SMITH C substitution in			
01:02				0 JAMES C substitution out
01:02				30 SCOTT K substitution in
01:02	5 MANJON E free throw 2 - 2 made (13)	54-62	-8	
00:59	12 TAYLOR E foul personal (1 - 7)			10 HARVEY J foul drawn (3)
00:59		54-63	-9	10 HARVEY J 1&1 free throw 1 made (10)
00:59	Timeout 30 Sec			
00:59		54-64	-10	10 HARVEY J 1&1 free throw 2 made (11)
00:59				Timeout 30 Sec
00:59	1 SMITH C substitution out			
00:59	35 LANG C substitution in			



Presbyterian at Vanderbilt

11/07/23 Memorial Gymnasium, Nashville
2023-24 Men's Basketball

Game Time: 7:00 PM
Game Duration: 2:08
Attendance: 5,506

Officials: K.B. Burdett, Patrick Evans, Michael Swoboda

Game Time	Vandy	Score	Diff	Presby
00:59				30 SCOTT K substitution out
00:59				1 BARNETT M substitution in
00:40	5 MANJON E 2pt FG in the paint, driving layup missed			
00:36	35 LANG C offensive rebound (11)			
00:36	35 LANG C 2pt FG second chance in the paint, layup made (7)	56-64	-8	
00:36	12 TAYLOR E foul personal (2 - 8)			10 HARVEY J foul drawn (4)
00:36				10 HARVEY J 1&1 free throw 1 missed
00:31	13 PRESLEY M defensive rebound (3)			
00:26	5 MANJON E 3pt FG , jump shot made (16)	59-64	-5	
00:25	13 PRESLEY M foul personal (2 - 9)			10 HARVEY J foul drawn (5)
00:25		59-65	-6	10 HARVEY J 1&1 free throw 1 made (12)
00:25		59-66	-7	10 HARVEY J 1&1 free throw 2 made (13)
00:17	12 TAYLOR E 3pt FG , jump shot missed			
00:14				3 STEWART K defensive rebound (4)
00:14	23 RIVERA-TORRES J steal (2)			3 STEWART K turnover bad pass (2)
00:10	5 MANJON E 3pt FG from turnover, jump shot made (19)	62-66	-4	
00:10	23 RIVERA-TORRES J assist (2)			
00:07	23 RIVERA-TORRES J foul personal (5 - 10)			1 BARNETT M foul drawn (2)
00:07	23 RIVERA-TORRES J substitution out			
00:07	4 WEST I substitution in			
00:07		62-67	-5	1 BARNETT M free throw 1 - 2 made (5)
00:07		62-68	-6	1 BARNETT M free throw 2 - 2 made (6)
00:04	5 MANJON E 3pt FG , jump shot missed			
00:04	5 MANJON E offensive rebound (3)			
END OF GAME				
Vandy 62-68 Presby				



Presbyterian at Vanderbilt

11/07/23 Memorial Gymnasium, Nashville
2023-24 Men's Basketball

Game Time: 7:00 PM
Game Duration: 2:08
Attendance: 5,506

Officials: K.B. Burdett, Patrick Evans, Michael Swoboda

Presbyterian - 44

NO.	Name	Min	FG			Rebounds			Fouls		TP	AS	TO	ST	Blocks		+/-
			M-A	M-A	M-A	OR	DR	TOT	PF	FD					BS	BA	
30	Kaleb Scott	F 09:45	1-1	0-0	2-2	0	2	2	1	1	4	0	1	0	0	0	8
1	Marquis Barnett	G 11:40	2-2	0-0	2-2	0	1	1	3	2	6	0	0	1	0	0	-8
3	Kobe Stewart	G 14:39	3-4	0-0	0-0	0	2	2	1	0	6	1	2	1	0	0	12
10	Jamahri Harvey	G 13:45	2-3	0-1	4-6	0	0	0	2	4	8	1	1	0	0	0	14
23	Trevon Reddish-Rhone	G 11:00	0-0	0-0	3-4	0	1	1	1	2	3	0	1	0	0	0	-10
2	Samage Teel	14:19	1-4	0-0	0-0	0	1	1	1	1	2	3	3	0	0	0	2
0	Crosby James	12:09	4-6	3-3	0-0	1	0	1	0	0	11	0	0	0	0	1	16
15	Jonah Pierce	08:40	2-3	0-0	0-0	1	4	5	2	0	4	1	0	1	0	0	6
4	Kory Mincy	04:03	0-1	0-0	0-0	0	0	0	1	0	0	1	0	1	0	0	10
Team						0	5	5			0		0				
Totals			15-24	3-4	11-14	2	16	18	12	10	44	7	8	4	0	1	10

Shooting By Period		
2 nd FG%	15-24	62.5%
3PT%	3-4	75.0%
FT%	11-14	78.6%
GM FG%	15-24	62.5%
3PT%	3-4	75.0%
FT%	11-14	78.6%

Dead Ball Rebounds: 1, 0

Technical Fouls::NONE

Vanderbilt - 34

NO.	Name	Min	FG			Rebounds			Fouls		TP	AS	TO	ST	Blocks		+/-
			M-A	M-A	M-A	OR	DR	TOT	PF	FD					BS	BA	
1	Colin Smith	F 13:56	0-2	0-2	1-4	1	2	3	0	4	1	0	1	0	0	0	-9
21	Tasos Kamateros	F 05:53	0-1	0-0	0-0	1	0	1	1	0	0	0	0	0	0	0	-7
3	Paul Lewis	G 07:07	0-1	0-1	0-0	0	0	0	0	0	0	0	0	0	0	0	-3
5	Ezra Manjon	G 20:00	5-11	2-5	7-10	2	0	2	0	6	19	1	0	3	0	0	-10
12	Evan Taylor	G 12:47	3-8	3-7	0-0	0	1	1	2	0	9	0	1	2	0	0	0
35	Carter Lang	11:01	1-2	0-0	3-4	1	5	6	1	2	5	1	2	0	0	0	-3
13	Malik Presley	11:48	0-2	0-1	0-0	0	1	1	2	0	0	0	0	0	0	0	-6
23	Jason Rivera-Torres	10:60	0-1	0-1	0-0	1	0	1	4	0	0	2	1	1	1	0	-1
22	Graham Calton	02:42	0-1	0-1	0-0	0	0	0	0	0	0	0	0	0	0	0	-8
4	Isaiah West	03:46	0-0	0-0	0-0	0	0	0	0	0	0	1	0	0	0	0	-3
Team						2	0	2			0		1				
Totals			9-29	5-18	11-18	8	9	17	10	12	34	5	6	6	1	0	-10

Shooting By Period		
2 nd FG%	9-29	31.0%
3PT%	5-18	27.8%
FT%	11-18	61.1%
GM FG%	9-29	31.0%
3PT%	5-18	27.8%
FT%	11-18	61.1%

Dead Ball Rebounds: 3, 0

Technical Fouls::NONE

	Presby	Vandy
Biggest lead	15 (2 nd 6:06)	6 (2 nd 19:45)
Best Scoring Run	11(2 nd 9:03)	5(2 nd 0:26)
Lead Changes	1	
Times Tied	3	
Time with Lead	12:27	06:05

	Presby	Vandy
Points from		
Turnovers	9	9
Paint	20	8
Second Chance	4	4
Fast Breaks	2	2
Bench	17	5

	Period by Period Scoring		
	1st	2nd	TOT
Presby	24	44	68
Vandy	28	34	62

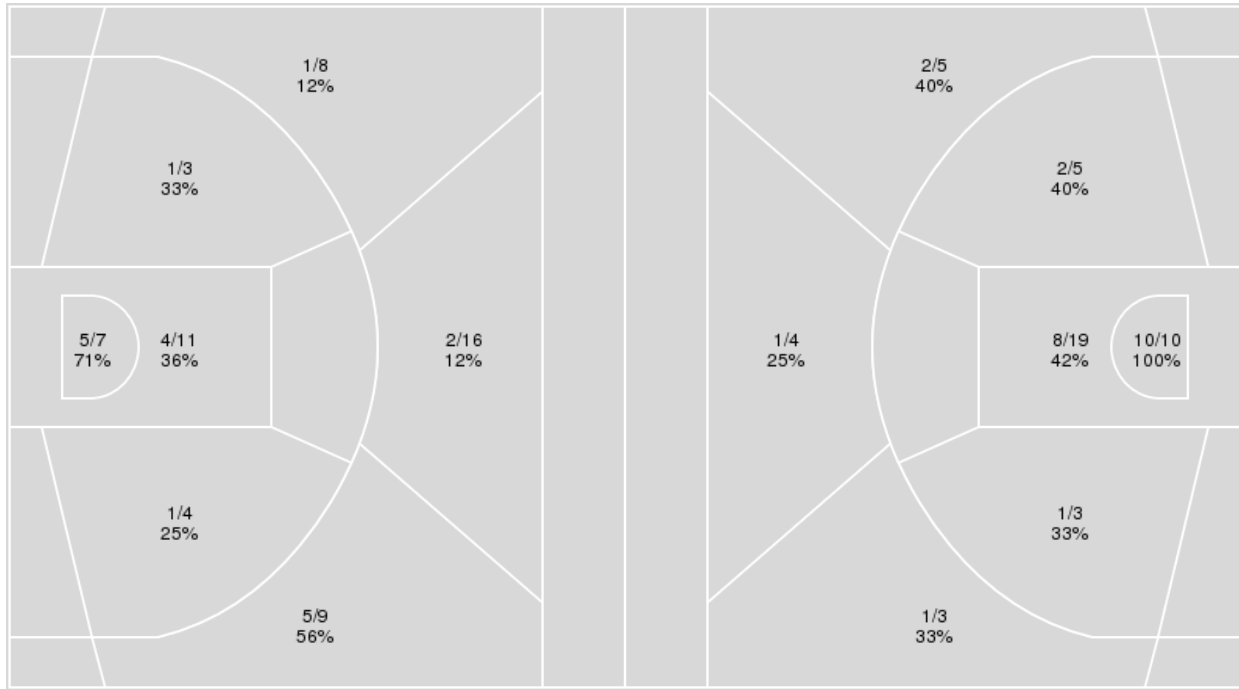


Officials: K.B. Burdett, Patrick Evans, Michael Swoboda

{ Players => 0, 1, 2, 3, 4, 5, 10, 12, 13, 15, 21, 22, 23, 24, 25, 34, 35; } { Players => All; } FG Types => All; Results => All;
 FG Types => All; Results => All;

Vanderbilt

Presbyterian



Vanderbilt	M/A	%
Field Goals	19/58	33
2 Points	11/25	44
3 Points	8/33	24
Free Throws	16/27	59

Presbyterian	M/A	%
Field Goals	25/49	51
2 Points	21/37	57
3 Points	4/12	33
Free Throws	14/21	67



Presbyterian at Vanderbilt

11/07/23 Memorial Gymnasium, Nashville
2023-24 Men's Basketball

Game Time: 7:00 PM
Game Duration: 2:08
Attendance: 5,506

Officials: K.B. Burdett, Patrick Evans, Michael Swoboda

Presbyterian

No	Name	Mins		Score		Points Diff		Points per Min		Assists		Rebounds		Steals		Turnovers	
		On	Off	On	Off	On	Off	On	Off	On	Off	On	Off	On	Off	On	Off
0	Crosby James	19:36	20:24	38 - 25	30 - 37	13	-7	1.94	1.47	8	4	13	20	5	2	4	10
1	Marquis Barnett	26:42	13:18	38 - 49	30 - 13	-11	17	1.42	2.26	6	6	23	10	3	4	12	2
2	Samage Teel	25:02	14:58	44 - 45	24 - 17	-1	7	1.76	1.60	7	5	20	13	6	1	10	4
3	Kobe Stewart	20:57	19:03	41 - 32	27 - 30	9	-3	1.96	1.42	6	6	21	12	4	3	6	8
4	Kory Mincy	08:23	31:37	18 - 8	50 - 54	10	-4	2.15	1.58	4	8	8	25	1	6	1	13
10	Jamahri Harvey	29:20	10:40	55 - 40	13 - 22	15	-9	1.88	1.22	10	2	23	10	6	1	9	5
12	Carl Parrish	03:13	36:47	2 - 3	66 - 59	-1	7	0.62	1.79	0	12	4	29	0	7	1	13
15	Jonah Pierce	17:08	22:52	25 - 26	43 - 36	-1	7	1.46	1.88	4	8	12	21	5	2	6	8
23	Trevon Reddish-Rhone	28:23	11:38	40 - 54	28 - 8	-14	20	1.41	2.41	7	5	21	12	3	4	14	0
30	Kaleb Scott	21:17	18:43	39 - 28	29 - 34	11	-5	1.83	1.55	8	4	20	13	2	5	7	7

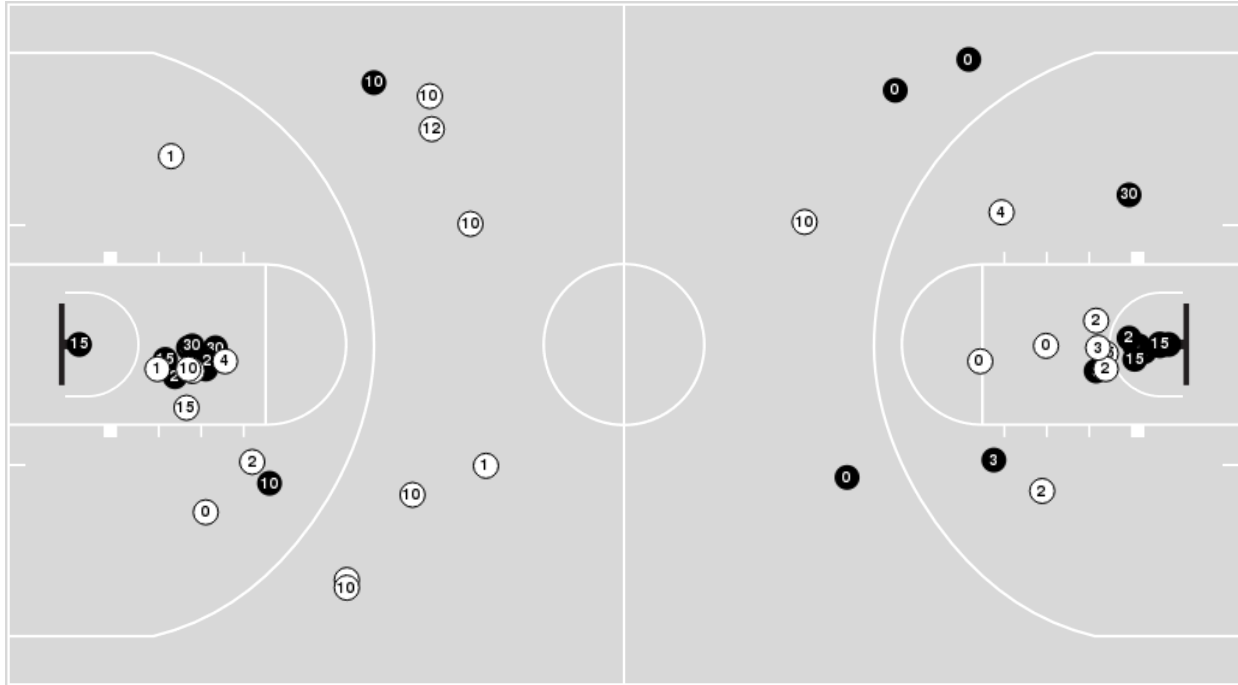
Vanderbilt

No	Name	Mins		Score		Points Diff		Points per Min		Assists		Rebounds		Steals		Turnovers	
		On	Off	On	Off	On	Off	On	Off	On	Off	On	Off	On	Off	On	Off
1	Colin Smith	26:58	13:02	34 - 41	28 - 27	-7	1	1.26	2.15	5	3	26	15	8	4	9	6
3	Paul Lewis	22:47	17:13	30 - 29	32 - 39	1	-7	1.32	1.86	3	5	24	17	7	5	8	7
4	Isaiah West	08:06	31:54	12 - 15	50 - 53	-3	-3	1.48	1.57	1	7	8	33	3	9	3	12
5	Ezra Manjon	23:47	16:13	37 - 48	25 - 20	-11	5	1.56	1.54	6	2	23	18	6	6	7	8
10	Jordan Williams	04:56	35:04	7 - 6	55 - 62	1	-7	1.42	1.57	1	7	6	35	3	9	2	13
12	Evan Taylor	25:55	14:05	45 - 44	17 - 24	1	-7	1.74	1.21	7	1	24	17	10	2	7	8
13	Malik Presley	18:40	21:20	33 - 36	29 - 32	-3	-3	1.77	1.36	4	4	22	19	4	8	9	6
21	Tasos Kamateros	18:55	21:05	24 - 30	38 - 38	-6	0	1.27	1.80	3	5	18	23	6	6	6	9
22	Graham Calton	02:42	37:18	3 - 11	59 - 57	-8	2	1.11	1.58	0	8	0	41	0	12	1	14
23	Jason Rivera-Torres	22:17	17:43	42 - 39	20 - 29	3	-9	1.89	1.13	6	2	21	20	7	5	10	5
24	JaQualon "JQ" Roberts	06:58	33:02	11 - 9	51 - 59	2	-8	1.58	1.54	0	8	10	31	2	10	4	11
35	Carter Lang	17:59	22:01	32 - 32	30 - 36	0	-6	1.78	1.36	4	4	23	18	4	8	9	6

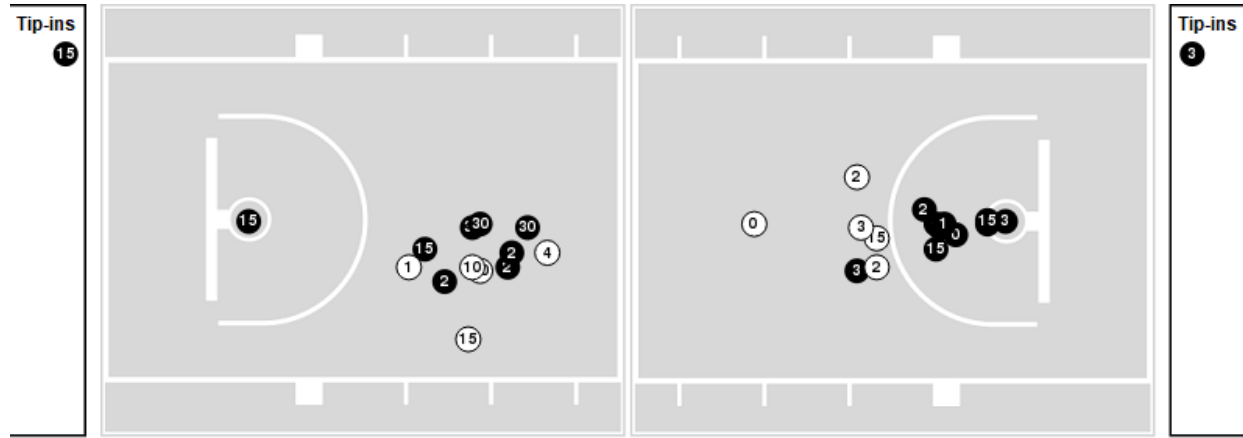


Players => AllFG Types=>AllResults=>All
Presbyterian

All Field Goals



Blow Up Chart



● Made ○ Missed N - Player Number

Presbyterian	M/A	%
Field Goals	25/49	51
2 Points	21/37	57
3 Points	4/12	33
Free Throws	14/21	67

Presbyterian	M/A	%
Points in the Paint	36 (18 / 29)	62
Fast Break Points	4 (2/2)	100
Second Chance Points	6 (3/3)	100
Effective FG%	55	

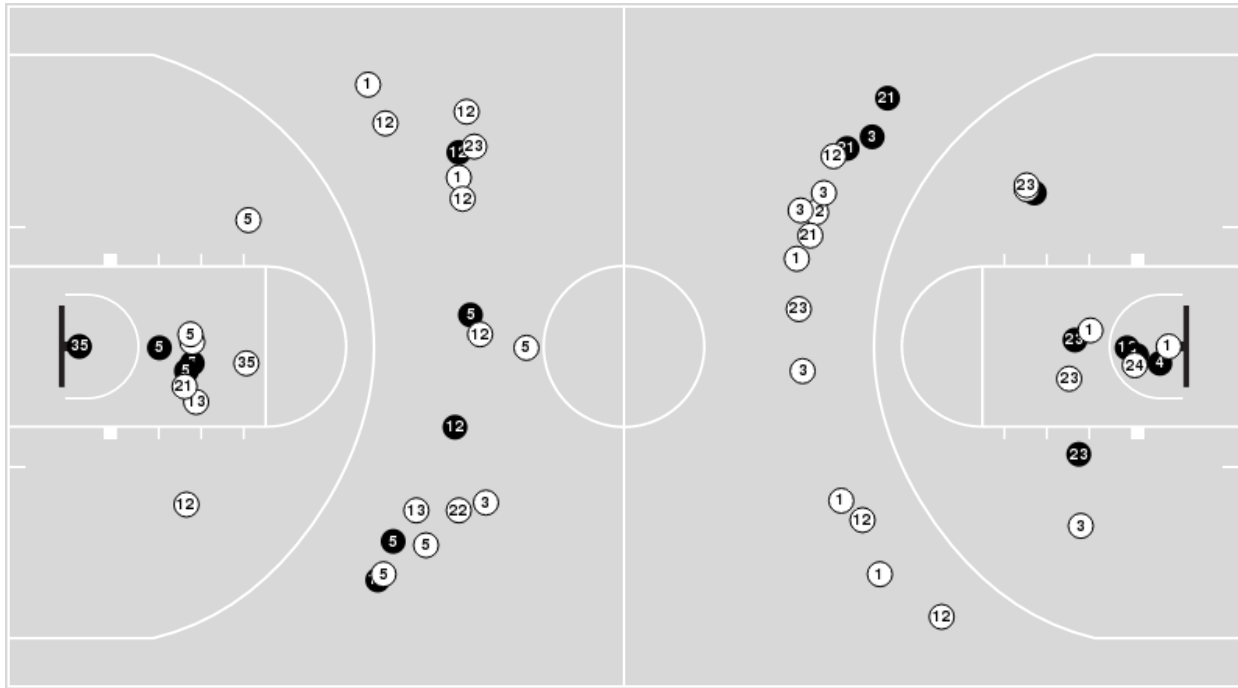


Officials: K.B. Burdett, Patrick Evans, Michael Swoboda

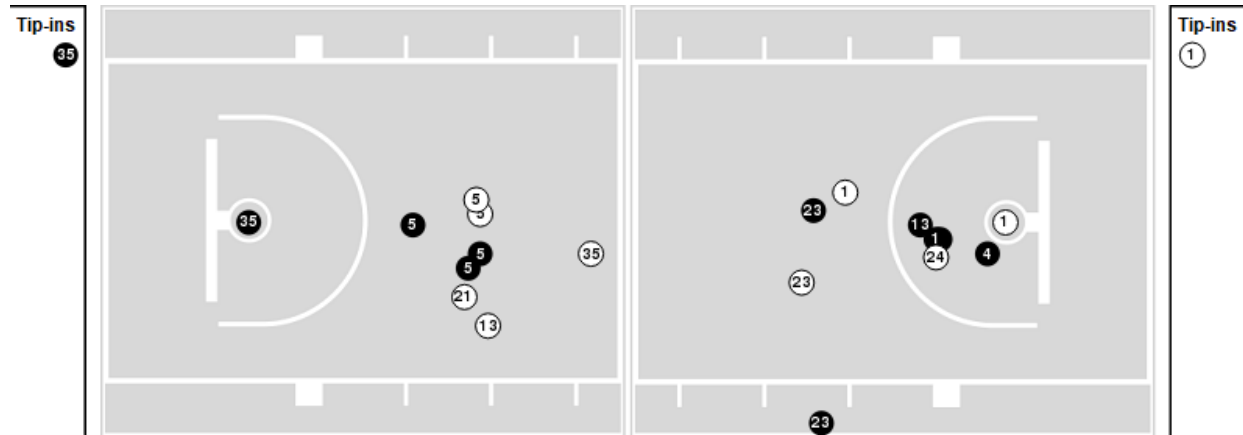
Players => 0, 1, 2, 3, 4, 5, 10, 12, 13, 15, 21, 22, 23, 24, 25, 34, 35FG Types=>AllResults=>All

Vanderbilt

All Field Goals



Blow Up Chart



● Made ○ Missed N - Player Number

Vanderbilt	M/A	%
Field Goals	19/58	33
2 Points	11/25	44
3 Points	8/33	24
Free Throws	16/27	59

Vanderbilt	M/A	%
Points in the Paint	18 (9 / 18)	50
Fast Break Points	6 (4/4)	100
Second Chance Points	9 (6/17)	35
Effective FG%	40	



Presbyterian at Vanderbilt

11/07/23 Memorial Gymnasium, Nashville
2023-24 Men's Basketball

Game Time: 7:00 PM
Game Duration: 2:08
Attendance: 5,506

Officials: K.B. Burdett, Patrick Evans, Michael Swoboda

Presbyterian

Lineup	Quarter On	Time On	Quarter Off	Time Off	Time on Court	Score	Score Diff	Reb	Stl	Tov	Ass	PPP
1- Barnett M/ 3- Stewart K/ 10- Harvey J/ 23- Reddish-Rhone T/ 30- Scott K/	1	20:00	1	15:03	04:57	4-5	-1	5	0	1	1	0.5714
0- James C/ 1- Barnett M/ 2- Teel S/ 3- Stewart K/ 15- Pierce J/	1	15:03	1	13:42	01:21	1-3	-2	1	0	0	0	0.5319
0- James C/ 1- Barnett M/ 2- Teel S/ 15- Pierce J/ 23- Reddish-Rhone T/	1	13:42	1	13:15	00:27	0-2	-2	0	0	0	0	0.0000
0- James C/ 2- Teel S/ 10- Harvey J/ 15- Pierce J/ 23- Reddish-Rhone T/	1	13:15	1	08:57	04:18	4-7	-3	1	1	2	1	0.6667
1- Barnett M/ 4- Mincy K/ 10- Harvey J/ 23- Reddish-Rhone T/ 30- Scott K/	1	08:57	1	07:11	01:46	3-2	1	1	0	0	1	1.0417
1- Barnett M/ 4- Mincy K/ 10- Harvey J/ 12- Parrish C/ 30- Scott K/	1	07:11	1	06:35	00:36	0-0	0	0	0	0	0	0.0000
1- Barnett M/ 4- Mincy K/ 12- Parrish C/ 23- Reddish-Rhone T/ 30- Scott K/	1	06:35	1	04:37	01:58	2-3	-1	3	0	1	0	0.6944
1- Barnett M/ 2- Teel S/ 12- Parrish C/ 15- Pierce J/ 23- Reddish-Rhone T/	1	04:37	1	03:58	00:39	0-0	0	1	0	0	0	0.0000
1- Barnett M/ 2- Teel S/ 10- Harvey J/ 15- Pierce J/ 23- Reddish-Rhone T/	1	03:58	1	02:15	01:43	4-4	0	1	1	2	0	1.0000
1- Barnett M/ 2- Teel S/ 10- Harvey J/ 23- Reddish-Rhone T/ 30- Scott K/	1	02:15	1	01:21	00:54	2-2	0	2	0	0	1	1.0000
0- James C/ 2- Teel S/ 10- Harvey J/ 23- Reddish-Rhone T/ 30- Scott K/	1	01:21	1	00:40	00:40	2-0	2	0	0	0	1	2.0000
0- James C/ 1- Barnett M/ 2- Teel S/ 10- Harvey J/ 30- Scott K/	1	00:40	2	20:00	00:40	2-0	2	0	1	0	0	2.0000
1- Barnett M/ 3- Stewart K/ 10- Harvey J/ 23- Reddish-Rhone T/ 30- Scott K/	2	20:00	2	18:22	01:38	2-4	-2	0	0	2	0	0.6944
1- Barnett M/ 2- Teel S/ 3- Stewart K/ 10- Harvey J/ 30- Scott K/	2	18:22	2	16:58	01:24	4-0	4	2	0	0	1	2.0000
1- Barnett M/ 2- Teel S/ 10- Harvey J/ 23- Reddish-Rhone T/ 30- Scott K/	2	16:58	2	15:34	01:24	0-2	-2	1	0	1	0	0.0000
0- James C/ 2- Teel S/ 3- Stewart K/ 10- Harvey J/ 15- Pierce J/	2	15:34	2	12:01	03:33	8-2	6	5	2	0	1	1.0753
0- James C/ 3- Stewart K/ 4- Mincy K/ 10- Harvey J/ 15- Pierce J/	2	12:01	2	11:27	00:34	0-0	0	0	1	0	0	0.0000
0- James C/ 3- Stewart K/ 4- Mincy K/ 10- Harvey J/ 30- Scott K/	2	11:27	2	07:58	03:29	13-3	10	4	0	0	3	2.6000
0- James C/ 1- Barnett M/ 2- Teel S/ 15- Pierce J/ 23- Reddish-Rhone T/	2	07:58	2	04:01	03:57	8-8	0	2	0	2	2	1.3333
1- Barnett M/ 2- Teel S/ 3- Stewart K/ 15- Pierce J/ 23- Reddish-Rhone T/	2	04:01	2	03:25	00:36	0-0	0	1	0	0	0	0.0000
1- Barnett M/ 2- Teel S/ 3- Stewart K/ 23- Reddish-Rhone T/ 30- Scott K/	2	03:25	2	02:07	01:18	2-3	-1	1	1	1	0	0.6944
2- Teel S/ 3- Stewart K/ 10- Harvey J/ 23- Reddish-Rhone T/ 30- Scott K/	2	02:07	2	02:02	00:05	1-0	1	0	0	0	0	1.1364
1- Barnett M/ 2- Teel S/ 3- Stewart K/ 23- Reddish-Rhone T/ 30- Scott K/	2	02:02	2	01:38	00:24	0-3	-3	1	0	1	0	0.0000
0- James C/ 2- Teel S/ 3- Stewart K/ 10- Harvey J/ 23- Reddish-Rhone T/	2	01:38	2	01:02	00:36	0-0	0	0	0	0	0	0.0000
2- Teel S/ 3- Stewart K/ 10- Harvey J/ 23- Reddish-Rhone T/ 30- Scott K/	2	01:02	2	00:59	00:02	2-1	1	0	0	0	0	2.2727
1- Barnett M/ 2- Teel S/ 3- Stewart K/ 10- Harvey J/ 23- Reddish-Rhone T/	2	00:59	2	00:00	00:59	4-8	-4	1	0	1	0	1.2500



Presbyterian at Vanderbilt

11/07/23 Memorial Gymnasium, Nashville
2023-24 Men's Basketball

Game Time: 7:00 PM
Game Duration: 2:08
Attendance: 5,506

Officials: K.B. Burdett, Patrick Evans, Michael Swoboda

Vanderbilt

Lineup	Quarter On	Time On	Quarter Off	Time Off	Time on Court	Score	Score Diff	Reb	Stl	Tov	Ass	PPP
1- Smith C/3- Lewis P/5- Manjon E/12- Taylor E/21- Kamateros T/	1	20:00	1	16:13	03:47	3-4	-1	6	0	1	1	0.5000
1- Smith C/3- Lewis P/12- Taylor E/21- Kamateros T/23- Rivera-Torres J/	1	16:13	1	14:03	02:10	5-0	5	2	1	0	1	1.6667
1- Smith C/3- Lewis P/13- Presley M/21- Kamateros T/23- Rivera-Torres J/	1	14:03	1	13:15	00:48	2-1	1	1	0	0	0	2.0000
3- Lewis P/13- Presley M/21- Kamateros T/23- Rivera-Torres J/24- Roberts J/	1	13:15	1	13:15	00:00	0-0	0	0	0	0	0	0.0000
3- Lewis P/13- Presley M/23- Rivera-Torres J/24- Roberts J/35- Lang C/	1	13:15	1	08:57	04:18	7-4	3	6	2	2	0	1.1905
4- West I/13- Presley M/23- Rivera-Torres J/24- Roberts J/35- Lang C/	1	08:57	1	07:11	01:46	2-3	-1	2	0	2	0	0.5000
4- West I/10- Williams J/12- Taylor E/24- Roberts J/35- Lang C/	1	07:11	1	06:17	00:54	2-2	0	2	0	0	0	1.5152
1- Smith C/4- West I/10- Williams J/12- Taylor E/35- Lang C/	1	06:17	1	06:17	00:00	1-0	1	0	0	0	0	2.2727
1- Smith C/4- West I/10- Williams J/12- Taylor E/21- Kamateros T/	1	06:17	1	04:37	01:40	0-0	0	2	1	0	0	0.0000
1- Smith C/3- Lewis P/10- Williams J/12- Taylor E/21- Kamateros T/	1	04:37	1	02:15	02:22	4-4	0	2	2	2	1	0.9009
1- Smith C/3- Lewis P/12- Taylor E/21- Kamateros T/23- Rivera-Torres J/	1	02:15	2	20:00	02:15	2-6	-4	1	0	2	0	0.4098
1- Smith C/3- Lewis P/5- Manjon E/12- Taylor E/21- Kamateros T/	2	20:00	2	16:58	03:02	4-6	-2	1	2	0	0	1.0309
1- Smith C/3- Lewis P/5- Manjon E/12- Taylor E/35- Lang C/	2	16:58	2	16:32	00:26	0-0	0	0	0	0	0	0.0000
1- Smith C/3- Lewis P/5- Manjon E/13- Presley M/35- Lang C/	2	16:32	2	13:58	02:34	2-2	0	3	0	1	0	0.4202
1- Smith C/5- Manjon E/13- Presley M/23- Rivera-Torres J/35- Lang C/	2	13:58	2	11:27	02:31	2-6	-4	5	0	2	1	0.5155
5- Manjon E/13- Presley M/22- Calton G/23- Rivera-Torres J/35- Lang C/	2	11:27	2	09:19	02:08	2-8	-6	0	0	1	0	0.5155
5- Manjon E/13- Presley M/21- Kamateros T/22- Calton G/23- Rivera-Torres J/	2	09:19	2	09:19	00:00	0-0	0	0	0	0	0	0.0000
5- Manjon E/12- Taylor E/13- Presley M/21- Kamateros T/22- Calton G/	2	09:19	2	08:45	00:34	1-3	-2	0	0	0	0	2.2727
1- Smith C/3- Lewis P/5- Manjon E/12- Taylor E/21- Kamateros T/	2	08:45	2	07:40	01:05	1-2	-1	2	0	0	0	1.1364
1- Smith C/4- West I/5- Manjon E/12- Taylor E/21- Kamateros T/	2	07:40	2	06:28	01:12	2-4	-2	1	0	1	0	0.8621
1- Smith C/4- West I/5- Manjon E/12- Taylor E/23- Rivera-Torres J/	2	06:28	2	04:01	02:27	5-4	1	0	2	0	1	1.6667
1- Smith C/5- Manjon E/12- Taylor E/13- Presley M/23- Rivera-Torres J/	2	04:01	2	03:25	00:36	0-0	0	0	0	0	0	0.0000
5- Manjon E/12- Taylor E/13- Presley M/23- Rivera-Torres J/35- Lang C/	2	03:25	2	01:02	02:23	6-3	3	2	1	1	2	1.1029
1- Smith C/5- Manjon E/12- Taylor E/13- Presley M/23- Rivera-Torres J/	2	01:02	2	00:59	00:02	1-2	-1	0	0	0	0	2.2727
5- Manjon E/12- Taylor E/13- Presley M/23- Rivera-Torres J/35- Lang C/	2	00:59	2	00:07	00:52	8-2	6	2	1	0	1	2.0000
4- West I/5- Manjon E/12- Taylor E/13- Presley M/35- Lang C/	2	00:07	2	00:00	00:07	0-2	-2	1	0	0	0	0.0000



Presbyterian at Vanderbilt

11/07/23 Memorial Gymnasium, Nashville
2023-24 Men's Basketball

Game Time: 7:00 PM
Game Duration: 2:08
Attendance: 5,506

Officials: K.B. Burdett, Patrick Evans, Michael Swoboda

Presbyterian

Lineup	Time	Score	Score Diff	Pts/Min	Reb	Stl	Tov	Ass	PPP
1- Barnett M/ 3- Stewart K/ 10- Harvey J/ 23- Reddish-Rhone T/ 30- Scott K/	06:35	6-9	-3	0.9114	5	0	3	1	0.6073
0- James C/ 1- Barnett M/ 2- Teel S/ 15- Pierce J/ 23- Reddish-Rhone T/	04:24	8-10	-2	1.8182	2	0	2	2	1.1429
0- James C/ 2- Teel S/ 10- Harvey J/ 15- Pierce J/ 23- Reddish-Rhone T/	04:18	4-7	-3	0.9302	1	1	2	1	0.6667
0- James C/ 2- Teel S/ 3- Stewart K/ 10- Harvey J/ 15- Pierce J/	03:33	8-2	6	2.2535	5	2	0	1	1.0753
0- James C/ 3- Stewart K/ 4- Mincy K/ 10- Harvey J/ 30- Scott K/	03:29	13-3	10	3.7321	4	0	0	3	2.6000
1- Barnett M/ 2- Teel S/ 10- Harvey J/ 23- Reddish-Rhone T/ 30- Scott K/	02:18	2-4	-2	0.8696	3	0	1	1	0.5000
1- Barnett M/ 4- Mincy K/ 12- Parrish C/ 23- Reddish-Rhone T/ 30- Scott K/	01:58	2-3	-1	1.0169	3	0	1	0	0.6944
1- Barnett M/ 4- Mincy K/ 10- Harvey J/ 23- Reddish-Rhone T/ 30- Scott K/	01:46	3-2	1	1.6981	1	0	0	1	1.0417
1- Barnett M/ 2- Teel S/ 10- Harvey J/ 15- Pierce J/ 23- Reddish-Rhone T/	01:43	4-4	0	2.3301	1	1	2	0	1.0000
1- Barnett M/ 2- Teel S/ 3- Stewart K/ 23- Reddish-Rhone T/ 30- Scott K/	01:42	2-6	-4	1.1765	2	1	2	0	0.5155
1- Barnett M/ 2- Teel S/ 3- Stewart K/ 10- Harvey J/ 30- Scott K/	01:24	4-0	4	2.8571	2	0	0	1	2.0000
0- James C/ 1- Barnett M/ 2- Teel S/ 3- Stewart K/ 15- Pierce J/	01:21	1-3	-2	0.7407	1	0	0	0	0.5319
1- Barnett M/ 2- Teel S/ 3- Stewart K/ 10- Harvey J/ 23- Reddish-Rhone T/	00:59	4-8	-4	4.0404	1	0	1	0	1.2500
0- James C/ 2- Teel S/ 10- Harvey J/ 23- Reddish-Rhone T/ 30- Scott K/	00:40	2-0	2	2.9630	0	0	0	1	2.0000
0- James C/ 1- Barnett M/ 2- Teel S/ 10- Harvey J/ 30- Scott K/	00:40	2-0	2	2.9630	0	1	0	0	2.0000
1- Barnett M/ 2- Teel S/ 12- Parrish C/ 15- Pierce J/ 23- Reddish-Rhone T/	00:39	0-0	0	0.0000	1	0	0	0	0.0000
1- Barnett M/ 4- Mincy K/ 10- Harvey J/ 12- Parrish C/ 30- Scott K/	00:36	0-0	0	0.0000	0	0	0	0	0.0000
1- Barnett M/ 2- Teel S/ 3- Stewart K/ 15- Pierce J/ 23- Reddish-Rhone T/	00:36	0-0	0	0.0000	1	0	0	0	0.0000
0- James C/ 2- Teel S/ 3- Stewart K/ 10- Harvey J/ 23- Reddish-Rhone T/	00:36	0-0	0	0.0000	0	0	0	0	0.0000
0- James C/ 3- Stewart K/ 4- Mincy K/ 10- Harvey J/ 15- Pierce J/	00:34	0-0	0	0.0000	0	1	0	0	0.0000
2- Teel S/ 3- Stewart K/ 10- Harvey J/ 23- Reddish-Rhone T/ 30- Scott K/	00:07	3-1	2	23.6842	0	0	0	0	1.7045



Presbyterian at Vanderbilt

11/07/23 Memorial Gymnasium, Nashville
2023-24 Men's Basketball

Game Time: 7:00 PM
Game Duration: 2:08
Attendance: 5,506

Officials: K.B. Burdett, Patrick Evans, Michael Swoboda

Vanderbilt

Lineup	Time	Score	Score Diff	Pts/Min	Reb	Stl	Tov	Ass	PPP
1- Smith C/3- Lewis P/5- Manjon E/12- Taylor E/21- Kamateros T/	07:54	8-12	-4	1.0127	9	2	1	1	0.7435
1- Smith C/3- Lewis P/12- Taylor E/21- Kamateros T/23- Rivera-Torres J/	04:25	7-6	1	1.5849	3	1	2	1	0.8883
3- Lewis P/13- Presley M/23- Rivera-Torres J/24- Roberts J/35- Lang C/	04:18	7-4	3	1.6279	6	2	2	0	1.1905
5- Manjon E/12- Taylor E/13- Presley M/23- Rivera-Torres J/35- Lang C/	03:15	14-5	9	4.3055	4	2	1	3	1.4831
1- Smith C/3- Lewis P/5- Manjon E/13- Presley M/35- Lang C/	02:34	2-2	0	0.7792	3	0	1	0	0.4202
1- Smith C/5- Manjon E/13- Presley M/23- Rivera-Torres J/35- Lang C/	02:31	2-6	-4	0.7947	5	0	2	1	0.5155
1- Smith C/4- West I/5- Manjon E/12- Taylor E/23- Rivera-Torres J/	02:27	5-4	1	2.0408	0	2	0	1	1.6667
1- Smith C/3- Lewis P/10- Williams J/12- Taylor E/21- Kamateros T/	02:22	4-4	0	1.6901	2	2	2	1	0.9009
5- Manjon E/13- Presley M/22- Calton G/23- Rivera-Torres J/35- Lang C/	02:08	2-8	-6	0.9375	0	0	1	0	0.5155
4- West I/13- Presley M/23- Rivera-Torres J/24- Roberts J/35- Lang C/	01:46	2-3	-1	1.1321	2	0	2	0	0.5000
1- Smith C/4- West I/10- Williams J/12- Taylor E/21- Kamateros T/	01:40	0-0	0	0.0000	2	1	0	0	0.0000
1- Smith C/4- West I/5- Manjon E/12- Taylor E/21- Kamateros T/	01:12	2-4	-2	1.6667	1	0	1	0	0.8621
4- West I/10- Williams J/12- Taylor E/24- Roberts J/35- Lang C/	00:54	2-2	0	2.2222	2	0	0	0	1.5152
1- Smith C/3- Lewis P/13- Presley M/21- Kamateros T/23- Rivera-Torres J/	00:48	2-1	1	2.5000	1	0	0	0	2.0000
1- Smith C/5- Manjon E/12- Taylor E/13- Presley M/23- Rivera-Torres J/	00:38	1-2	-1	1.5544	0	0	0	0	0.6944
5- Manjon E/12- Taylor E/13- Presley M/21- Kamateros T/22- Calton G/	00:34	1-3	-2	1.7647	0	0	0	0	2.2727
1- Smith C/3- Lewis P/5- Manjon E/12- Taylor E/35- Lang C/	00:26	0-0	0	0.0000	0	0	0	0	0.0000
4- West I/5- Manjon E/12- Taylor E/13- Presley M/35- Lang C/	00:07	0-2	-2	0.0000	1	0	0	0	0.0000
3- Lewis P/13- Presley M/21- Kamateros T/23- Rivera-Torres J/24- Roberts J/	00:00	0-0	0	NaN	0	0	0	0	0.0000
1- Smith C/4- West I/10- Williams J/12- Taylor E/35- Lang C/	00:00	1-0	1	∞	0	0	0	0	2.2727
5- Manjon E/13- Presley M/21- Kamateros T/22- Calton G/23- Rivera-Torres J/	00:00	0-0	0	NaN	0	0	0	0	0.0000