



Officials: Eric Brewton, Ashlee Goode, Sarah Williams

Kennesaw St. - 51

Record: 0-1

NO.	Name	F	Min	FG	3P	FT	Rebounds			Fouls		TP	AS	TO	ST	Blocks		+/-	
				M-A	M-A	M-A	OR	DR	TOT	PF	FD					BS	BA		
4	Layla Hood	F	17:56	1-3	0-0	0-0	2	2	4	4	0	2	0	3	1	1	0	-30	
24	Prencis Harden	F	15:09	3-8	0-0	2-2	1	4	5	3	1	8	2	1	0	0	1	-4	
1	Carly Hooks	G	20:10	3-9	0-0	0-0	0	3	3	4	1	6	3	3	0	1	0	-13	
3	Lee Lee Willis	G	26:26	3-11	1-2	1-3	0	2	2	2	6	8	2	5	1	0	0	-38	
21	Keyarah Berry	G	28:02	6-14	2-3	1-2	3	4	7	1	2	15	0	0	0	0	2	-40	
2	Trynce Taylor		14:12	2-3	0-0	0-1	2	1	3	2	1	4	0	3	0	0	0	-30	
15	Morgan Dillard		09:39	2-2	0-0	0-0	0	0	0	0	0	4	0	1	0	0	0	-2	
0	Kailyn Fields		08:57	0-2	0-1	0-0	0	0	0	0	0	0	0	2	0	0	1	-10	
11	Laura Toffali		13:40	0-3	0-1	2-4	1	0	1	0	2	2	0	3	0	0	1	-34	
22	Kyndall Golden		16:49	0-1	0-0	0-0	3	2	5	3	1	0	0	0	0	1	0	-18	
12	Sophia Rueppell		13:06	0-3	0-3	0-0	1	2	3	1	0	0	0	0	0	0	0	-4	
32	Kayla Massop		08:05	1-2	0-0	0-0	2	1	3	3	0	2	1	0	0	0	1	-10	
45	Taylor Cullinan		05:16	0-2	0-2	0-0	0	0	0	0	0	0	0	0	0	0	0	3	
5	Tania Allen		02:33	0-0	0-0	0-0	1	0	1	3	0	0	0	0	1	0	0	-5	
Team							2	3	5			0			3				
<b>Totals</b>				21-63	3-12	6-12	18	24	42	26	14	51	8	24	3	3	6		-47

Shooting By Period		
1st FG%	4-15	26.7%
3PT%	0-0	0.0%
FT%	0-2	0%
2nd FG%	9-18	50.0%
3PT%	3-4	75.0%
FT%	0-0	0%
3rd FG%	3-14	21.4%
3PT%	0-3	0.0%
FT%	2-5	40%
4th FG%	5-16	31.3%
3PT%	0-5	0.0%
FT%	4-5	80%
GM FG%	21-63	33.3%
3PT%	3-12	25.0%
FT%	6-12	50.0%

Dead Ball Rebounds: 4, 0

Technical Fouls: Hooks 3<sup>rd</sup> 6:16

Vanderbilt - 98

Record: 1-0

NO.	Name	F	Min	FG	3P	FT	Rebounds			Fouls		TP	AS	TO	ST	Blocks		+/-	
				M-A	M-A	M-A	OR	DR	TOT	PF	FD					BS	BA		
35	Sacha Washington	F	19:37	5-7	0-0	6-9	2	4	6	0	6	16	0	0	0	0	0	25	
3	Jordyn Cambridge	G	21:29	2-7	1-1	6-6	2	2	4	1	4	11	7	2	5	0	1	35	
11	Jordyn Oliver	G	22:44	4-5	0-0	0-0	0	4	4	1	0	8	2	2	1	1	0	28	
23	Iyana Moore	G	19:20	4-8	2-4	1-1	1	1	2	3	1	11	3	3	1	0	0	40	
24	Aga Makurat	G	22:51	2-5	2-5	2-2	0	2	2	3	1	8	3	0	2	2	0	16	
13	Justine Pissott		18:15	4-10	3-6	1-2	1	0	1	0	3	12	0	0	0	0	0	29	
4	Madison Greene		18:07	4-9	1-3	0-0	0	2	2	1	1	9	0	1	2	0	2	24	
12	Khamil Pierre		16:27	5-9	0-0	4-5	1	5	6	4	5	14	0	0	0	2	0	20	
5	Ryanne Allen		14:51	1-4	1-3	6-6	3	3	6	1	4	9	4	0	0	0	0	15	
2	Jada Brown		14:53	0-1	0-1	0-0	0	1	1	1	0	0	1	0	0	0	0	1	
21	Bella LaChance		08:53	0-1	0-1	0-0	0	0	0	0	0	0	2	0	1	1	0	-3	
14	Aiyana Mitchell		02:33	0-0	0-0	0-0	0	0	0	0	0	0	0	1	0	0	0	5	
Team							3	2	5			0			0				
<b>Totals</b>				31-66	10-24	26-31	13	26	39	15	25	98	22	9	12	6	3		47

Shooting By Period		
1st FG%	11-18	61.1%
3PT%	3-4	75.0%
FT%	6-8	75%
2nd FG%	11-19	57.9%
3PT%	3-7	42.9%
FT%	10-12	83.3%
3rd FG%	6-16	37.5%
3PT%	1-4	25.0%
FT%	4-5	80%
4th FG%	3-13	23.1%
3PT%	3-9	33.3%
FT%	6-6	100%
GM FG%	31-66	47.0%
3PT%	10-24	41.7%
FT%	26-31	83.9%

Dead Ball Rebounds: 3, 0

Technical Fouls: Moore 3<sup>rd</sup> 6:16

	Kenn	Vandy
Biggest lead	2 (1 <sup>st</sup> 9:01)	51 (3 <sup>rd</sup> 3:18)
Best Scoring Run	5 (2 <sup>nd</sup> 5:54)	19 (3 <sup>rd</sup> 3:18)
Lead Changes	1	
Times Tied	1	
Time with Lead	01:41	37:01

Points from	Kenn	Vandy
Turnovers	5	28
Paint	34	38
Second Chance	7	15
Fast Breaks	4	19
Bench	12	44

	Period by Period Scoring				
	1st	2nd	3rd	4th	TOT
Kenn	8	21	8	14	51
Vandy	31	35	17	15	98



**Period 1**

**Quarter Starters:**

<b>Vandy</b>	3 Cambridge J	11 Oliver J	23 Moore I	24 Makurat A	35 Washington S
<b>Kenn</b>	1 Hooks C	3 Willis L	4 Hood L	21 Berry K	24 Harden P

Game Time	Vandy	Score	Diff	Kenn
10:00	35 WASHINGTON S jumpball lost			24 HARDEN P jumpball won
09:32				3 WILLIS L 2pt FG in the paint, driving layup missed
09:26				4 HOOD L offensive rebound (1)
09:26				4 HOOD L 2pt FG second chance in the paint, layup missed
09:25	23 MOORE I defensive rebound (1)			
09:18	35 WASHINGTON S 2pt FG in the paint, jump shot missed			
09:14	3 CAMBRIDGE J offensive rebound (1)			
09:14	3 CAMBRIDGE J 2pt FG second chance in the paint, layup missed			
09:11				24 HARDEN P defensive rebound (1)
09:01		<b>0-2</b>	<b>-2</b>	24 HARDEN P 2pt FG in the paint, driving layup made (2)
09:01				3 WILLIS L assist (1)
08:50	24 MAKURAT A 3pt FG , jump shot missed			
08:46				24 HARDEN P defensive rebound (2)
08:38				3 WILLIS L turnover travel (1)
08:30	23 MOORE I turnover lost ball (1)			
08:26	3 CAMBRIDGE J steal (1)			3 WILLIS L turnover bad pass (2)
08:24	3 CAMBRIDGE J 2pt FG from turnover in the paint, layup blocked			
08:24				4 HOOD L block (1)
08:24	offensive rebound (3)			
08:23	11 OLIVER J 2pt FG from turnover second chance in the paint, layup made (2)	<b>2-2</b>	<b>0</b>	
08:23	3 CAMBRIDGE J assist (1)			
08:04		<b>2-4</b>	<b>-2</b>	1 HOOKS C 2pt FG in the paint, driving layup made (2)
07:41	35 WASHINGTON S foul drawn (1)			24 HARDEN P foul shooting (1 - 1)
07:41	24 MAKURAT A substitution out			
07:41	13 PISSOTT J substitution in			
07:41	35 WASHINGTON S free throw 1 - 2 missed			
07:41	offensive dead ball rebound (1)			
07:41	35 WASHINGTON S free throw 2 - 2 made (1)	<b>3-4</b>	<b>-1</b>	
07:13				1 HOOKS C 2pt FG outside the paint, jump shot missed
07:12	defensive rebound (4)			
07:01	23 MOORE I 3pt FG fast break, jump shot made (3)	<b>6-4</b>	<b>2</b>	
07:01	11 OLIVER J assist (1)			
06:43				24 HARDEN P 2pt FG outside the paint, jump shot missed
06:42	35 WASHINGTON S defensive rebound (1)			
06:42	35 WASHINGTON S foul drawn (2)			24 HARDEN P foul personal (2 - 2)
06:42				21 BERRY K substitution out
06:42				24 HARDEN P substitution out
06:42				2 TAYLOR T substitution in
06:42				15 DILLARD M substitution in
06:34	13 PISSOTT J 2pt FG outside the paint, jump shot missed			
06:28	35 WASHINGTON S offensive rebound (2)			



**Kennesaw St. at Vanderbilt**

11/06/23 Memorial Gymnasium, Nashville  
2023-24 Women's Basketball

Officials: Eric Brewton, Ashlee Goode, Sarah Williams

Game Time	Vandy	Score	Diff	Kenn
06:28	35 WASHINGTON S 2pt FG second chance in the paint, layup made (3)	8-4	4	
06:20	3 CAMBRIDGE J steal (2)			1 HOOKS C turnover lost ball (1)
06:18	3 CAMBRIDGE J foul drawn (1)			1 HOOKS C foul shooting (1 - 3)
06:18	3 CAMBRIDGE J free throw 1 - 2 made (1)	9-4	5	
06:18	3 CAMBRIDGE J free throw 2 - 2 made (2)	10-4	6	
06:18				3 WILLIS L substitution out
06:18				0 FIELDS K substitution in
05:50				1 HOOKS C 2pt FG in the paint, driving layup missed
05:45				2 TAYLOR T offensive rebound (1)
05:45				2 TAYLOR T 2pt FG second chance in the paint, layup missed
05:44				offensive dead ball rebound (1)
05:44				turnover shot clock (4)
05:32	35 WASHINGTON S 2pt FG from turnover in the paint, jump shot missed			
05:29				4 HOOD L defensive rebound (2)
05:25	23 MOORE I substitution out			
05:25	4 GREENE M substitution in			
05:06				1 HOOKS C 2pt FG outside the paint, pull up jump shot missed
05:03	11 OLIVER J defensive rebound (1)			
04:57	3 CAMBRIDGE J turnover bad pass (1)			
04:37	3 CAMBRIDGE J steal (3)			2 TAYLOR T turnover lost ball (1)
04:37	4 GREENE M 2pt FG from turnover in the paint, driving layup blocked			
04:37				1 HOOKS C block (1)
04:32	35 WASHINGTON S offensive rebound (3)			
04:32	35 WASHINGTON S 2pt FG second chance in the paint, layup made (5)	12-4	8	
04:18		12-6	6	2 TAYLOR T 2pt FG in the paint, driving layup made (2)
04:18				1 HOOKS C assist (1)
04:05	13 PISSOTT J foul drawn (1)			1 HOOKS C foul shooting (2 - 4)
04:05	Timeout media			
04:05				0 FIELDS K substitution out
04:05				1 HOOKS C substitution out
04:05				4 HOOD L substitution out
04:05				15 DILLARD M substitution out
04:05				3 WILLIS L substitution in
04:05				11 TOFFALI L substitution in
04:05				21 BERRY K substitution in
04:05				22 GOLDEN K substitution in
04:05	13 PISSOTT J free throw 1 - 2 missed			
04:05	offensive dead ball rebound (2)			
04:05	13 PISSOTT J free throw 2 - 2 made (1)	13-6	7	
03:52	11 OLIVER J foul shooting (1 - 1)			3 WILLIS L foul drawn (1)
03:52				3 WILLIS L free throw 1 - 2 missed
03:52				offensive dead ball rebound (2)
03:52				3 WILLIS L free throw 2 - 2 missed
03:51	11 OLIVER J defensive rebound (2)			
03:32	35 WASHINGTON S foul drawn (3)			22 GOLDEN K foul personal (1 - 5)
03:32	13 PISSOTT J substitution out			



**Kennesaw St. at Vanderbilt**

11/06/23 Memorial Gymnasium, Nashville  
2023-24 Women's Basketball

Officials: Eric Brewton, Ashlee Goode, Sarah Williams

Game Time	Vandy	Score	Diff	Kenn
03:32	23 MOORE I substitution in			
03:32	35 WASHINGTON S free throw 1 - 2 made (6)	<b>14-6</b>	<b>8</b>	
03:32	35 WASHINGTON S free throw 2 - 2 made (7)	<b>15-6</b>	<b>9</b>	
03:24				11 TOFFALI L 2pt FG in the paint, driving layup missed
03:20				22 GOLDEN K offensive rebound (1)
03:20				22 GOLDEN K 2pt FG second chance in the paint, layup missed
03:17	3 CAMBRIDGE J defensive rebound (2)			
03:15	4 GREENE M 2pt FG fast break in the paint, driving layup made (2)	<b>17-6</b>	<b>11</b>	
03:04	4 GREENE M steal (1)			11 TOFFALI L turnover bad pass (1)
02:59	4 GREENE M 2pt FG fast break from turnover in the paint, driving layup made (4)	<b>19-6</b>	<b>13</b>	
02:45				21 BERRY K 2pt FG in the paint, jump shot missed
02:41	35 WASHINGTON S defensive rebound (4)			
02:28	3 CAMBRIDGE J foul offensive (1 - 2)			21 BERRY K foul drawn (1)
02:28	3 CAMBRIDGE J turnover offensive (2)			
02:28	4 GREENE M substitution out			
02:28	35 WASHINGTON S substitution out			
02:28	12 PIERRE K substitution in			
02:28	24 MAKURAT A substitution in			
02:15		<b>19-8</b>	<b>11</b>	21 BERRY K 2pt FG from turnover in the paint, driving layup made (2)
02:05	23 MOORE I 3pt FG , jump shot made (6)	<b>22-8</b>	<b>14</b>	
01:58				11 TOFFALI L turnover lost ball (2)
01:41	12 PIERRE K 2pt FG from turnover in the paint, driving layup made (2)	<b>24-8</b>	<b>16</b>	
01:41	23 MOORE I assist (1)			
01:32	23 MOORE I foul personal (1 - 3)			3 WILLIS L foul drawn (2)
01:32	3 CAMBRIDGE J substitution out			
01:32	4 GREENE M substitution in			
01:31	23 MOORE I steal (1)			11 TOFFALI L turnover bad pass (3)
01:27	23 MOORE I 2pt FG fast break from turnover in the paint, driving layup made (8)	<b>26-8</b>	<b>18</b>	
01:15	11 OLIVER J steal (1)			2 TAYLOR T turnover lost ball (2)
01:11	11 OLIVER J 2pt FG fast break from turnover in the paint, driving layup made (4)	<b>28-8</b>	<b>20</b>	
00:46				3 WILLIS L 2pt FG outside the paint, jump shot missed
00:45	11 OLIVER J defensive rebound (3)			
00:34	24 MAKURAT A 3pt FG , jump shot made (3)	<b>31-8</b>	<b>23</b>	
00:34	23 MOORE I assist (2)			
00:09	12 PIERRE K foul personal (1 - 4)			3 WILLIS L foul drawn (3)
<b>END OF PERIOD</b>				
<b>Vandy 31-8 Kenn</b>				



**Kennesaw St. at Vanderbilt**

11/06/23 Memorial Gymnasium, Nashville  
2023-24 Women's Basketball

Game Time: 11:00 AM

Game Duration: 1:51

Attendance: 1

Officials: Eric Brewton, Ashlee Goode, Sarah Williams

**Kennesaw St. - 8**

NO.	Name	F	Min	FG			Rebounds			Fouls		TP	AS	TO	ST	Blocks		+/-
				M-A	M-A	M-A	OR	DR	TOT	PF	FD					BS	BA	
4	Layla Hood	F	05:55	0-1	0-0	0-0	1	1	2	0	0	0	0	0	0	1	0	-6
24	Prencis Harden	F	03:18	1-2	0-0	0-0	0	2	2	2	0	2	0	0	0	0	0	-2
1	Carly Hooks	G	05:55	1-4	0-0	0-0	0	0	0	2	0	2	1	1	0	1	0	-6
3	Lee Lee Willis	G	07:47	0-2	0-0	0-2	0	0	0	0	3	0	1	2	0	0	0	-23
21	Keyarah Berry	G	07:23	1-2	0-0	0-0	0	0	0	0	1	2	0	0	0	0	0	-19
2	Trynce Taylor		06:42	1-2	0-0	0-0	1	0	1	0	0	2	0	2	0	0	0	-21
15	Morgan Dillard		02:37	0-0	0-0	0-0	0	0	0	0	0	0	0	0	0	0	0	-4
0	Kailyn Fields		02:13	0-0	0-0	0-0	0	0	0	0	0	0	0	0	0	0	0	0
11	Laura Toffali		04:05	0-1	0-0	0-0	0	0	0	0	0	0	0	3	0	0	0	-17
22	Kyndall Golden		04:05	0-1	0-0	0-0	1	0	1	1	0	0	0	0	0	0	0	-17
Team							0	0	0			0		1				
<b>Totals</b>				4-15	0-0	0-2	3	3	6	5	4	8	2	9	0	2	0	-23

Shooting By Period		
1st FG%	4-15	26.7%
3PT%	0-0	0.0%
FT%	0-2	0%
GM FG%	4-15	26.7%
3PT%	0-0	0.0%
FT%	0-2	0.0%

Dead Ball Rebounds: 2, 0

Technical Fouls::NONE

**Vanderbilt - 31**

NO.	Name	F	Min	FG			Rebounds			Fouls		TP	AS	TO	ST	Blocks		+/-
				M-A	M-A	M-A	OR	DR	TOT	PF	FD					BS	BA	
35	Sacha Washington	F	07:32	2-4	0-0	3-4	2	2	4	0	3	7	0	0	0	0	0	13
3	Jordyn Cambridge	G	08:28	0-2	0-0	2-2	1	1	2	1	1	2	1	2	3	0	1	16
11	Jordyn Oliver	G	10:00	2-2	0-0	0-0	0	3	3	1	0	4	1	0	1	0	0	23
23	Iyana Moore	G	08:07	3-3	2-2	0-0	0	1	1	1	0	8	2	1	1	0	0	22
24	Aga Makurat	G	04:47	1-2	1-2	0-0	0	0	0	0	0	3	0	0	0	0	0	8
13	Justine Pissott		04:09	0-1	0-0	1-2	0	0	0	0	1	1	0	0	0	0	0	9
4	Madison Greene		04:29	2-3	0-0	0-0	0	0	0	0	0	4	0	0	1	0	1	14
12	Khamil Pierre		02:28	1-1	0-0	0-0	0	0	0	1	0	2	0	0	0	0	0	10
Team							1	1	2			0		0				
<b>Totals</b>				11-18	3-4	6-8	4	8	12	4	5	31	4	3	6	0	2	23

Shooting By Period		
1st FG%	11-18	61.1%
3PT%	3-4	75.0%
FT%	6-8	75%
GM FG%	11-18	61.1%
3PT%	3-4	75.0%
FT%	6-8	75.0%

Dead Ball Rebounds: 2, 0

Technical Fouls::NONE

	Kenn	Vandy
Biggest lead	2 (1st 9:01)	23 (1st 0:34)
Best Scoring Run	2(1st 9:01)	12(1st 0:34)
Lead Changes	1	
Times Tied	1	
Time with Lead	01:41	07:01

Points from	Kenn	Vandy
Turnovers	2	12
Paint	8	16
Second Chance	0	6
Fast Breaks	0	11
Bench	2	7

	Period by Period Scoring				
	1st	2nd	3rd	4th	TOT
Kenn	8	21	8	14	51
Vandy	31	35	17	15	98



**Kennesaw St. at Vanderbilt**

11/06/23 Memorial Gymnasium, Nashville  
2023-24 Women's Basketball

Officials: Eric Brewton, Ashlee Goode, Sarah Williams

**Period 2**

**Quarter Starters:**

<b>Vandy</b>	3 Cambridge J	5 Allen R	13 Pissott J	23 Moore I	35 Washington S
<b>Kenn</b>	3 Willis L	4 Hood L	12 Rueppell S	21 Berry K	32 Massop K

Game Time	Vandy	Score	Diff	Kenn
10:00	4 GREENE M substitution out			
10:00	11 OLIVER J substitution out			
10:00	12 PIERRE K substitution out			
10:00	24 MAKURAT A substitution out			
10:00	3 CAMBRIDGE J substitution in			
10:00	5 ALLEN R substitution in			
10:00	13 PISSOTT J substitution in			
10:00	35 WASHINGTON S substitution in			
10:00				2 TAYLOR T substitution out
10:00				11 TOFFALI L substitution out
10:00				22 GOLDEN K substitution out
10:00				4 HOOD L substitution in
10:00				12 RUEPELL S substitution in
10:00				32 MASSOP K substitution in
09:53	23 MOORE I 3pt FG , jump shot missed			
09:49				3 WILLIS L defensive rebound (1)
09:37		<b>31-11</b>	<b>20</b>	3 WILLIS L 3pt FG , jump shot made (3)
09:37				32 MASSOP K assist (1)
09:28	13 PISSOTT J 3pt FG , jump shot made (4)	<b>34-11</b>	<b>23</b>	
09:28	3 CAMBRIDGE J assist (2)			
09:15		<b>34-13</b>	<b>21</b>	32 MASSOP K 2pt FG in the paint, layup made (2)
09:15				3 WILLIS L assist (2)
09:01	35 WASHINGTON S 2pt FG outside the paint, jump shot made (9)	<b>36-13</b>	<b>23</b>	
09:01	5 ALLEN R assist (1)			
08:46				21 BERRY K 3pt FG , jump shot missed
08:43	35 WASHINGTON S defensive rebound (5)			
08:35	23 MOORE I 3pt FG , jump shot missed			
08:30	3 CAMBRIDGE J offensive rebound (3)			
08:30	35 WASHINGTON S 2pt FG second chance in the paint, layup made (11)	<b>38-13</b>	<b>25</b>	
08:30	3 CAMBRIDGE J assist (3)			
08:19	23 MOORE I foul personal (2 - 1)			3 WILLIS L foul drawn (4)
08:19				3 WILLIS L substitution out
08:19				1 HOOKS C substitution in
08:08				21 BERRY K 2pt FG in the paint, driving layup missed
08:03	5 ALLEN R defensive rebound (1)			
08:01	3 CAMBRIDGE J 3pt FG fast break, jump shot made (5)	<b>41-13</b>	<b>28</b>	
08:01	5 ALLEN R assist (2)			
08:01	3 CAMBRIDGE J foul drawn (2)			12 RUEPELL S foul shooting (1 - 1)
08:01	23 MOORE I substitution out			
08:01	35 WASHINGTON S substitution out			
08:01	4 GREENE M substitution in			
08:01	12 PIERRE K substitution in			



**Kennesaw St. at Vanderbilt**

11/06/23 Memorial Gymnasium, Nashville  
2023-24 Women's Basketball

Officials: Eric Brewton, Ashlee Goode, Sarah Williams

Game Time	Vandy	Score	Diff	Kenn
08:01				12 RUEPELL S substitution out
08:01				11 TOFFALI L substitution in
08:01	3 CAMBRIDGE J free throw fast break 1 - 1 made (6)	<b>42-13</b>	<b>29</b>	
08:01	3 CAMBRIDGE J substitution out			
08:01	2 BROWN J substitution in			
07:55				4 HOOD L turnover bad pass (1)
07:49	12 PIERRE K foul drawn (1)			32 MASSOP K foul personal (1 - 2)
07:46	12 PIERRE K 2pt FG from turnover in the paint, jump shot made (4)	<b>44-13</b>	<b>31</b>	
07:46	5 ALLEN R assist (3)			
07:46	12 PIERRE K foul drawn (2)			32 MASSOP K foul shooting (2 - 3)
07:46				32 MASSOP K substitution out
07:46				22 GOLDEN K substitution in
07:46	12 PIERRE K free throw 1 - 1 made (5)	<b>45-13</b>	<b>32</b>	
07:31	4 GREENE M steal (2)			1 HOOKS C turnover lost ball (2)
07:26	4 GREENE M 2pt FG fast break from turnover in the paint, driving layup made (6)	<b>47-13</b>	<b>34</b>	
07:26	5 ALLEN R assist (4)			
07:11				1 HOOKS C 2pt FG in the paint, jump shot missed
07:10	4 GREENE M defensive rebound (1)			
07:10	4 GREENE M foul drawn (1)			4 HOOD L foul personal (1 - 4)
07:10	5 ALLEN R substitution out			
07:10	12 PIERRE K substitution out			
07:10	13 PISSOTT J substitution out			
07:10	3 CAMBRIDGE J substitution in			
07:10	11 OLIVER J substitution in			
07:10	35 WASHINGTON S substitution in			
07:10				4 HOOD L substitution out
07:10				11 TOFFALI L substitution out
07:10				2 TAYLOR T substitution in
07:10				3 WILLIS L substitution in
06:39	4 GREENE M foul offensive (1 - 2)			3 WILLIS L foul drawn (5)
06:39	4 GREENE M turnover offensive (1)			
06:14		<b>47-16</b>	<b>31</b>	21 BERRY K 3pt FG from turnover, jump shot made (5)
06:14				1 HOOKS C assist (2)
05:59	3 CAMBRIDGE J 2pt FG in the paint, driving layup missed			
05:57				1 HOOKS C defensive rebound (1)
05:54		<b>47-18</b>	<b>29</b>	21 BERRY K 2pt FG fast break in the paint, driving layup made (7)
05:54				1 HOOKS C assist (3)
05:32	3 CAMBRIDGE J foul drawn (3)			2 TAYLOR T foul shooting (1 - 5)
05:32	3 CAMBRIDGE J free throw 1 - 2 made (7)	<b>48-18</b>	<b>30</b>	
05:32	3 CAMBRIDGE J free throw 2 - 2 made (8)	<b>49-18</b>	<b>31</b>	
05:32	3 CAMBRIDGE J substitution out			
05:32	24 MAKURAT A substitution in			
05:32				1 HOOKS C substitution out
05:32				11 TOFFALI L substitution in
05:27				3 WILLIS L 2pt FG in the paint, driving layup missed
05:25	2 BROWN J defensive rebound (1)			
05:19	35 WASHINGTON S foul drawn (4)			22 GOLDEN K foul shooting (2 - 6)



**Kennesaw St. at Vanderbilt**

11/06/23 Memorial Gymnasium, Nashville  
2023-24 Women's Basketball

Game Time: 11:00 AM

Game Duration: 1:51

Attendance: 1

Officials: Eric Brewton, Ashlee Goode, Sarah Williams

Game Time	Vandy	Score	Diff	Kenn
05:19	35 WASHINGTON S free throw 1 - 2 missed			
05:19	offensive dead ball rebound (3)			
05:19	35 WASHINGTON S free throw 2 - 2 made (12)	<b>50-18</b>	<b>32</b>	
05:19				2 TAYLOR T substitution out
05:19				22 GOLDEN K substitution out
05:19				4 HOOD L substitution in
05:19				24 HARDEN P substitution in
05:06		<b>50-20</b>	<b>30</b>	21 BERRY K 2pt FG outside the paint, jump shot made (9)
04:52	4 GREENE M 3pt FG , jump shot made (9)	<b>53-20</b>	<b>33</b>	
04:52	2 BROWN J assist (1)			
04:31		<b>53-22</b>	<b>31</b>	24 HARDEN P 2pt FG in the paint, driving layup made (4)
04:10	35 WASHINGTON S 2pt FG in the paint, driving layup made (14)	<b>55-22</b>	<b>33</b>	
04:10	35 WASHINGTON S foul drawn (5)			4 HOOD L foul shooting (2 - 7)
04:10	Timeout media			
04:10	2 BROWN J substitution out			
04:10	11 OLIVER J substitution out			
04:10	24 MAKURAT A substitution out			
04:10	3 CAMBRIDGE J substitution in			
04:10	12 PIERRE K substitution in			
04:10	13 PISSOTT J substitution in			
04:10	35 WASHINGTON S free throw 1 - 1 missed			
04:06				24 HARDEN P defensive rebound (3)
04:02				4 HOOD L 2pt FG in the paint, layup missed
04:00	35 WASHINGTON S defensive rebound (6)			
03:40	12 PIERRE K 2pt FG outside the paint, jump shot made (7)	<b>57-22</b>	<b>35</b>	
03:40	3 CAMBRIDGE J assist (4)			
03:21				24 HARDEN P 2pt FG in the paint, layup blocked
03:21	12 PIERRE K block (1)			
03:17	12 PIERRE K defensive rebound (1)			
03:05	13 PISSOTT J 2pt FG outside the paint, jump shot missed			
02:55	12 PIERRE K offensive rebound (2)			
02:55	12 PIERRE K 2pt FG second chance in the paint, layup made (9)	<b>59-22</b>	<b>37</b>	
02:53				Timeout 30 Sec
02:42		<b>59-25</b>	<b>34</b>	21 BERRY K 3pt FG , jump shot made (12)
02:42				24 HARDEN P assist (1)
02:26	13 PISSOTT J 3pt FG , jump shot missed			
02:24	offensive rebound (21)			
02:24	12 PIERRE K substitution out			
02:24	13 PISSOTT J substitution out			
02:24	11 OLIVER J substitution in			
02:24	24 MAKURAT A substitution in			
02:22	4 GREENE M 2pt FG second chance outside the paint, jump shot missed			
02:19				21 BERRY K defensive rebound (1)
01:59				24 HARDEN P 2pt FG outside the paint, jump shot missed
01:55				4 HOOD L offensive rebound (3)
01:55		<b>59-27</b>	<b>32</b>	4 HOOD L 2pt FG second chance in the paint, layup made (2)
01:46	35 WASHINGTON S foul drawn (6)			24 HARDEN P foul shooting (3 - 8)
01:46	4 GREENE M substitution out			





**Kennesaw St. at Vanderbilt**

11/06/23 Memorial Gymnasium, Nashville  
2023-24 Women's Basketball

**Officials:** Eric Brewton, Ashlee Goode, Sarah Williams

Game Time	Vandy	Score	Diff	Kenn
01:46	23 MOORE I substitution in			
01:46	35 WASHINGTON S free throw 1 - 2 made (15)	<b>60-27</b>	<b>33</b>	
01:46	35 WASHINGTON S free throw 2 - 2 made (16)	<b>61-27</b>	<b>34</b>	
01:46				24 HARDEN P substitution out
01:46				2 TAYLOR T substitution in
01:25		<b>61-29</b>	<b>32</b>	2 TAYLOR T 2pt FG in the paint, driving layup made (4)
01:05	3 CAMBRIDGE J 2pt FG in the paint, driving layup made (10)	<b>63-29</b>	<b>34</b>	
01:05	11 OLIVER J assist (2)			
01:05	3 CAMBRIDGE J foul drawn (4)			3 WILLIS L foul shooting (1 - 9)
01:05	35 WASHINGTON S substitution out			
01:05	12 PIERRE K substitution in			
01:05	3 CAMBRIDGE J free throw 1 - 1 made (11)	<b>64-29</b>	<b>35</b>	
01:05				4 HOOD L substitution out
01:05				11 TOFFALI L substitution out
01:05				1 HOOKS C substitution in
01:05				22 GOLDEN K substitution in
00:53	3 CAMBRIDGE J steal (4)			3 WILLIS L turnover lost ball (3)
00:40	24 MAKURAT A 3pt FG from turnover, jump shot missed			
00:38	23 MOORE I offensive rebound (2)			
00:30	11 OLIVER J turnover lost ball (1)			3 WILLIS L steal (1)
00:24				21 BERRY K 2pt FG from turnover in the paint, layup missed
00:22	24 MAKURAT A defensive rebound (1)			
00:22	24 MAKURAT A foul drawn (1)			2 TAYLOR T foul personal (2 - 10)
00:22	11 OLIVER J substitution out			
00:22	5 ALLEN R substitution in			
00:22	24 MAKURAT A free throw 1 - 2 made (4)	<b>65-29</b>	<b>36</b>	
00:22	24 MAKURAT A free throw 2 - 2 made (5)	<b>66-29</b>	<b>37</b>	
00:15				3 WILLIS L 2pt FG in the paint, driving layup missed
00:12	5 ALLEN R defensive rebound (2)			
00:05	3 CAMBRIDGE J 2pt FG in the paint, driving layup missed			
00:05				2 TAYLOR T defensive rebound (2)
<b>END OF PERIOD</b>				
<b>Vandy 66-29 Kenn</b>				



**Kennesaw St. at Vanderbilt**

11/06/23 Memorial Gymnasium, Nashville  
2023-24 Women's Basketball

Game Time: 11:00 AM

Game Duration: 1:51

Attendance: 1

Officials: Eric Brewton, Ashlee Goode, Sarah Williams

**Kennesaw St. - 21**

NO.	Name	F	Min	FG			Rebounds			Fouls		TP	AS	TO	ST	Blocks		+/-
				M-A	M-A	M-A	OR	DR	TOT	PF	FD					BS	BA	
4	Layla Hood	F	07:04	1-2	0-0	0-0	1	0	1	2	0	2	0	1	0	0	0	-14
24	Prencis Harden	F	03:33	1-3	0-0	0-0	0	1	1	1	0	2	1	0	0	0	1	-2
1	Carly Hooks	G	03:52	0-1	0-0	0-0	0	1	1	0	0	0	2	1	0	0	0	-8
3	Lee Lee Willis	G	08:51	1-3	1-1	0-0	0	1	1	1	2	3	1	1	1	0	0	-5
21	Keyarah Berry	G	10:00	4-7	2-3	0-0	0	1	1	0	0	10	0	0	0	0	0	-14
12	Sophia Rueppell		01:59	0-0	0-0	0-0	0	0	0	1	0	0	0	0	0	0	0	-5
32	Kayla Massop		02:14	1-1	0-0	0-0	0	0	0	2	0	2	1	0	0	0	0	-8
11	Laura Toffali		05:18	0-0	0-0	0-0	0	0	0	0	0	0	0	0	0	0	0	-10
22	Kyndall Golden		03:32	0-0	0-0	0-0	0	0	0	1	0	0	0	0	0	0	0	-3
2	Trynce Taylor		03:37	1-1	0-0	0-0	0	1	1	2	0	2	0	0	0	0	0	-1
Team							0	0	0		0							
<b>Totals</b>				9-18	3-4	0-0	1	5	6	10	2	21	5	3	1	0	1	-14

Shooting By Period		
2 <sup>nd</sup> FG%	9-18	50.0%
3PT%	3-4	75.0%
FT%	0-0	0%
GM FG%	9-18	50.0%
3PT%	3-4	75.0%
FT%	0-0	0.0%

Dead Ball Rebounds: 0, 0

Technical Fouls::NONE

**Vanderbilt - 35**

NO.	Name	F	Min	FG			Rebounds			Fouls		TP	AS	TO	ST	Blocks		+/-
				M-A	M-A	M-A	OR	DR	TOT	PF	FD					BS	BA	
35	Sacha Washington	F	08:04	3-3	0-0	3-5	0	2	2	0	3	9	0	0	0	0	0	5
3	Jordyn Cambridge	G	07:47	2-4	1-1	4-4	1	0	1	0	3	9	3	0	1	0	0	7
11	Jordyn Oliver	G	05:02	0-0	0-0	0-0	0	0	0	0	0	0	1	1	0	0	0	0
23	Iyana Moore	G	03:45	0-2	0-2	0-0	1	0	1	1	0	0	0	0	0	0	0	10
24	Aga Makurat	G	03:46	0-1	0-1	2-2	0	1	1	0	1	2	0	0	0	0	0	5
5	Ryanne Allen		03:12	0-0	0-0	0-0	0	2	2	0	0	0	4	0	0	0	0	13
13	Justine Pissott		04:36	1-3	1-2	0-0	0	0	0	0	0	3	0	0	0	0	0	12
2	Jada Brown		03:51	0-0	0-0	0-0	0	1	1	0	0	0	1	0	0	0	0	4
4	Madison Greene		06:15	2-3	1-1	0-0	0	1	1	1	1	5	0	1	1	0	0	4
12	Khamil Pierre		03:42	3-3	0-0	1-1	1	1	2	0	2	7	0	0	0	1	0	10
Team							1	0	1		0							
<b>Totals</b>				11-19	3-7	10-12	4	8	12	2	10	35	9	2	2	1	0	14

Shooting By Period		
2 <sup>nd</sup> FG%	11-19	57.9%
3PT%	3-7	42.9%
FT%	10-12	83.3%
GM FG%	11-19	57.9%
3PT%	3-7	42.9%
FT%	10-12	83.3%

Dead Ball Rebounds: 1, 0

Technical Fouls::NONE

	Kenn	Vandy
Biggest lead	0 (1 <sup>st</sup> 10:00)	37 (2 <sup>nd</sup> 2:55)
Best Scoring Run	5(2 <sup>nd</sup> 5:54)	13(2 <sup>nd</sup> 7:26)
Lead Changes	0	
Times Tied	0	
Time with Lead	00:00	09:53

Points from	Kenn	Vandy
Turnovers	3	5
Paint	10	12
Second Chance	2	4
Fast Breaks	2	6
Bench	4	15

	Period by Period Scoring				
	1st	2nd	3rd	4th	TOT
Kenn	8	21	8	14	51
Vandy	31	35	17	15	98



**Kennesaw St. at Vanderbilt**

11/06/23 Memorial Gymnasium, Nashville  
2023-24 Women's Basketball

Officials: Eric Brewton, Ashlee Goode, Sarah Williams

**Kennesaw St. - 29**

NO.	Name	F	Min	FG			Rebounds			Fouls		TP	AS	TO	ST	Blocks		+/-
				M-A	M-A	M-A	OR	DR	TOT	PF	FD					BS	BA	
4	Layla Hood	F	12:59	1-3	0-0	0-0	2	1	3	2	0	2	0	1	0	1	0	-20
24	Prencis Harden	F	06:51	2-5	0-0	0-0	0	3	3	3	0	4	1	0	0	0	1	-4
1	Carly Hooks	G	09:47	1-5	0-0	0-0	0	1	1	2	0	2	3	2	0	1	0	-14
3	Lee Lee Willis	G	16:38	1-5	1-1	0-2	0	1	1	1	5	3	2	3	1	0	0	-28
21	Keyarah Berry	G	17:23	5-9	2-3	0-0	0	1	1	0	1	12	0	0	0	0	0	-33
2	Trynce Taylor		10:19	2-3	0-0	0-0	1	1	2	2	0	4	0	2	0	0	0	-22
15	Morgan Dillard		02:37	0-0	0-0	0-0	0	0	0	0	0	0	0	0	0	0	0	-4
0	Kailyn Fields		02:13	0-0	0-0	0-0	0	0	0	0	0	0	0	0	0	0	0	0
11	Laura Toffali		09:23	0-1	0-0	0-0	0	0	0	0	0	0	0	3	0	0	0	-27
22	Kyndall Golden		07:37	0-1	0-0	0-0	1	0	1	2	0	0	0	0	0	0	0	-20
12	Sophia Rueppell		01:59	0-0	0-0	0-0	0	0	0	1	0	0	0	0	0	0	0	-5
32	Kayla Massop		02:14	1-1	0-0	0-0	0	0	0	2	0	2	1	0	0	0	0	-8
Team							0	0	0		0		1					
<b>Totals</b>				13-33	3-4	0-2	4	8	12	15	6	29	7	12	1	2	1	-37

Shooting By Period		
1 <sup>st</sup> FG%	4-15	26.7%
3PT%	0-0	0.0%
FT%	0-2	0%
2 <sup>nd</sup> FG%	9-18	50.0%
3PT%	3-4	75.0%
FT%	0-0	0%
GM FG%	13-33	39.4%
3PT%	3-4	75.0%
FT%	0-2	0.0%

Dead Ball Rebounds: 2, 0

Technical Fouls::NONE

**Vanderbilt - 66**

NO.	Name	F	Min	FG			Rebounds			Fouls		TP	AS	TO	ST	Blocks		+/-
				M-A	M-A	M-A	OR	DR	TOT	PF	FD					BS	BA	
35	Sacha Washington	F	15:36	5-7	0-0	6-9	2	4	6	0	6	16	0	0	0	0	0	18
3	Jordyn Cambridge	G	16:15	2-6	1-1	6-6	2	1	3	1	4	11	4	2	4	0	1	23
11	Jordyn Oliver	G	15:02	2-2	0-0	0-0	0	3	3	1	0	4	2	1	1	0	0	23
23	Iyana Moore	G	11:52	3-5	2-4	0-0	1	1	2	2	0	8	2	1	1	0	0	32
24	Aga Makurat	G	08:33	1-3	1-3	2-2	0	1	1	0	1	5	0	0	0	0	0	13
13	Justine Pissott		08:45	1-4	1-2	1-2	0	0	0	0	1	4	0	0	0	0	0	21
4	Madison Greene		10:44	4-6	1-1	0-0	0	1	1	1	1	9	0	1	2	0	1	18
12	Khamil Pierre		06:10	4-4	0-0	1-1	1	1	2	1	2	9	0	0	0	1	0	20
5	Ryanne Allen		03:12	0-0	0-0	0-0	0	2	2	0	0	0	4	0	0	0	0	13
2	Jada Brown		03:51	0-0	0-0	0-0	0	1	1	0	0	0	1	0	0	0	0	4
Team							2	1	3		0		0					
<b>Totals</b>				22-37	6-11	16-20	8	16	24	6	15	66	13	5	8	1	2	37

Shooting By Period		
1 <sup>st</sup> FG%	11-18	61.1%
3PT%	3-4	75.0%
FT%	6-8	75%
2 <sup>nd</sup> FG%	11-19	57.9%
3PT%	3-7	42.9%
FT%	10-12	83.3%
GM FG%	22-37	59.5%
3PT%	6-11	54.5%
FT%	16-20	80.0%

Dead Ball Rebounds: 3, 0

Technical Fouls::NONE

	Kenn	Vandy
Biggest lead	2 (1 <sup>st</sup> 9:01)	37 (2 <sup>nd</sup> 2:55)
Best Scoring Run	5(2 <sup>nd</sup> 5:54)	13(2 <sup>nd</sup> 7:26)
Lead Changes	1	
Times Tied	1	
Time with Lead	01:41	17:01

Points from	Kenn	Vandy
Turnovers	5	17
Paint	18	28
Second Chance	2	10
Fast Breaks	2	17
Bench	6	22

	Period by Period Scoring				
	1st	2nd	3rd	4th	TOT
Kenn	8	21	8	14	51
Vandy	31	35	17	15	98



**Period 3**

**Quarter Starters:**

<b>Vandy</b>	3 Cambridge J	11 Oliver J	23 Moore I	24 Makurat A	35 Washington S
<b>Kenn</b>	1 Hooks C	3 Willis L	4 Hood L	21 Berry K	24 Harden P

Game Time	Vandy	Score	Diff	Kenn
10:00	5 ALLEN R substitution out			
10:00	12 PIERRE K substitution out			
10:00	11 OLIVER J substitution in			
10:00	35 WASHINGTON S substitution in			
10:00				2 TAYLOR T substitution out
10:00				22 GOLDEN K substitution out
10:00				4 HOOD L substitution in
10:00				24 HARDEN P substitution in
09:46	24 MAKURAT A steal (1)			3 WILLIS L turnover lost ball (4)
09:34	11 OLIVER J 2pt FG from turnover in the paint, turnaround jump shot made (6)	<b>68-29</b>	<b>39</b>	
09:34	24 MAKURAT A assist (1)			
09:21				21 BERRY K 2pt FG in the paint, layup blocked
09:21	24 MAKURAT A block (1)			
09:19				offensive rebound (13)
09:06				24 HARDEN P turnover lost ball (1)
09:01	23 MOORE I turnover bad pass (2)			
08:32				3 WILLIS L 2pt FG from turnover in the paint, jump shot missed
08:31				offensive dead ball rebound (3)
08:31				turnover shot clock (15)
08:17	11 OLIVER J turnover bad pass (2)			4 HOOD L steal (1)
08:11	jump ball situation			
08:11	3 CAMBRIDGE J steal (5)			1 HOOKS C turnover lost ball (3)
07:58	23 MOORE I 2pt FG from turnover in the paint, driving layup missed			
07:55				21 BERRY K defensive rebound (2)
07:37	24 MAKURAT A steal (2)			3 WILLIS L turnover bad pass (5)
07:32	11 OLIVER J 2pt FG fast break from turnover in the paint, layup made (8)	<b>70-29</b>	<b>41</b>	
07:32	24 MAKURAT A assist (2)			
07:30				Timeout 30 Sec
07:30				Timeout media
07:30	11 OLIVER J substitution out			
07:30	24 MAKURAT A substitution out			
07:30	12 PIERRE K substitution in			
07:30	13 PISSOTT J substitution in			
07:30				3 WILLIS L substitution out
07:30				0 FIELDS K substitution in
07:13				24 HARDEN P 2pt FG in the paint, jump shot missed
07:11	defensive rebound (25)			
07:11				24 HARDEN P substitution out
07:11				2 TAYLOR T substitution in
07:01	23 MOORE I 2pt FG in the paint, driving layup missed			
06:57				4 HOOD L defensive rebound (4)



**Kennesaw St. at Vanderbilt**

11/06/23 Memorial Gymnasium, Nashville  
2023-24 Women's Basketball

Officials: Eric Brewton, Ashlee Goode, Sarah Williams

Game Time	Vandy	Score	Diff	Kenn
06:56				4 HOOD L turnover travel (2)
06:56	13 PISSOTT J foul drawn (2)			21 BERRY K foul personal (1 - 1)
06:52	3 CAMBRIDGE J 2pt FG from turnover in the paint, layup missed			
06:50				21 BERRY K defensive rebound (3)
06:42				1 HOOKS C 2pt FG outside the paint, jump shot missed
06:40	3 CAMBRIDGE J defensive rebound (4)			
06:16	23 MOORE I 2pt FG in the paint, jump shot made (10)	<b>72-29</b>	<b>43</b>	
06:16	3 CAMBRIDGE J assist (5)			
06:16	23 MOORE I foul drawn (1)			1 HOOKS C foul shooting (3 - 2)
06:16				1 HOOKS C foul player technical (4 - 3)
06:16	23 MOORE I foul player technical (3 - 1)			
06:16	23 MOORE I turnover offensive (3)			
06:16	23 MOORE I free throw 1 - 1 made (11)	<b>73-29</b>	<b>44</b>	
06:16	23 MOORE I substitution out			
06:16	4 GREENE M substitution in			
06:16				1 HOOKS C substitution out
06:16				3 WILLIS L substitution in
05:59	jump ball situation			
05:59	35 WASHINGTON S substitution out			
05:59	5 ALLEN R substitution in			
05:46	12 PIERRE K foul shooting (2 - 2)			2 TAYLOR T foul drawn (1)
05:46				2 TAYLOR T free throw 1 - 1 missed
05:45	12 PIERRE K defensive rebound (3)			
05:34	12 PIERRE K 2pt FG in the paint, driving layup missed			
05:31	5 ALLEN R offensive rebound (3)			
05:27	13 PISSOTT J 3pt FG second chance, jump shot made (7)	<b>76-29</b>	<b>47</b>	
05:27	3 CAMBRIDGE J assist (6)			
05:16				4 HOOD L turnover travel (3)
05:16				0 FIELDS K substitution out
05:16				4 HOOD L substitution out
05:16				11 TOFFALI L substitution in
05:16				22 GOLDEN K substitution in
05:03	13 PISSOTT J foul drawn (3)			3 WILLIS L foul personal (2 - 4)
05:02	13 PISSOTT J 2pt FG from turnover in the paint, layup made (9)	<b>78-29</b>	<b>49</b>	
05:02	3 CAMBRIDGE J assist (7)			
04:46	12 PIERRE K foul shooting (3 - 3)			11 TOFFALI L foul drawn (1)
04:46	Timeout media			
04:46	3 CAMBRIDGE J substitution out			
04:46	12 PIERRE K substitution out			
04:46	2 BROWN J substitution in			
04:46	11 OLIVER J substitution in			
04:46				11 TOFFALI L free throw 1 - 2 missed
04:46				offensive dead ball rebound (4)
04:46				11 TOFFALI L free throw 2 - 2 missed
04:45				2 TAYLOR T offensive rebound (3)
04:36				2 TAYLOR T turnover travel (3)
04:25	4 GREENE M 3pt FG from turnover, jump shot missed			
04:22	13 PISSOTT J offensive rebound (1)			



**Kennesaw St. at Vanderbilt**

11/06/23 Memorial Gymnasium, Nashville  
2023-24 Women's Basketball

**Officials:** Eric Brewton, Ashlee Goode, Sarah Williams

Game Time	Vandy	Score	Diff	Kenn
04:17	4 GREENE M 2pt FG from turnover second chance in the paint, driving layup blocked			
04:17				22 GOLDEN K block (1)
04:12				22 GOLDEN K defensive rebound (2)
04:07				3 WILLIS L 2pt FG in the paint, driving layup missed
04:01				21 BERRY K offensive rebound (4)
03:46				3 WILLIS L 3pt FG second chance, jump shot missed
03:44				22 GOLDEN K offensive rebound (3)
03:38				21 BERRY K 2pt FG second chance in the paint, jump shot missed
03:36	11 OLIVER J defensive rebound (4)			
03:20	5 ALLEN R 2pt FG in the paint, driving layup missed			
03:18	5 ALLEN R offensive rebound (4)			
03:18	5 ALLEN R foul drawn (1)			22 GOLDEN K foul shooting (3 - 5)
03:18	11 OLIVER J substitution out			
03:18	13 PISSOTT J substitution out			
03:18	12 PIERRE K substitution in			
03:18	24 MAKURAT A substitution in			
03:18				2 TAYLOR T substitution out
03:18				3 WILLIS L substitution out
03:18				11 TOFFALI L substitution out
03:18				21 BERRY K substitution out
03:18				22 GOLDEN K substitution out
03:18				1 HOOKS C substitution in
03:18				12 RUEPPELL S substitution in
03:18				15 DILLARD M substitution in
03:18				24 HARDEN P substitution in
03:18				32 MASSOP K substitution in
03:18	5 ALLEN R free throw 1 - 2 made (1)	<b>79-29</b>	<b>50</b>	
03:18	5 ALLEN R free throw 2 - 2 made (2)	<b>80-29</b>	<b>51</b>	
02:59	5 ALLEN R foul shooting (1 - 4)			24 HARDEN P foul drawn (1)
02:59		<b>80-30</b>	<b>50</b>	24 HARDEN P free throw 1 - 2 made (5)
02:59		<b>80-31</b>	<b>49</b>	24 HARDEN P free throw 2 - 2 made (6)
02:37	12 PIERRE K foul drawn (3)			32 MASSOP K foul shooting (3 - 6)
02:37	4 GREENE M substitution out			
02:37	21 LACHANCE B substitution in			
02:37	12 PIERRE K free throw 1 - 2 made (10)	<b>81-31</b>	<b>50</b>	
02:37	12 PIERRE K free throw 2 - 2 missed			
02:36				defensive rebound (21)
02:08		<b>81-33</b>	<b>48</b>	1 HOOKS C 2pt FG in the paint, driving layup made (4)
01:49	12 PIERRE K 2pt FG in the paint, jump shot made (12)	<b>83-33</b>	<b>50</b>	
01:49	21 LACHANCE B assist (1)			
01:28				1 HOOKS C 2pt FG outside the paint, step back jump shot missed
01:25				32 MASSOP K offensive rebound (1)
01:24				32 MASSOP K 2pt FG second chance in the paint, layup blocked
01:24	12 PIERRE K block (2)			
01:20	12 PIERRE K defensive rebound (4)			
01:19	12 PIERRE K 2pt FG in the paint, driving layup missed			



Official Basketball Play by Play - 3rd Period

### Kennesaw St. at Vanderbilt

11/06/23 Memorial Gymnasium, Nashville  
2023-24 Women's Basketball

Game Time: 11:00 AM

Game Duration: 1:51

Attendance: 1

Officials: Eric Brewton, Ashlee Goode, Sarah Williams

Game Time	Vandy	Score	Diff	Kenn
01:16				32 MASSOP K defensive rebound (2)
01:02				12 RUEPPELL S 3pt FG , jump shot missed
00:59	12 PIERRE K defensive rebound (5)			
00:52	5 ALLEN R 3pt FG , jump shot missed			
00:50				24 HARDEN P defensive rebound (4)
00:45		<b>83-35</b>	<b>48</b>	15 DILLARD M 2pt FG fast break in the paint, layup made (2)
00:45				24 HARDEN P assist (2)
00:32	5 ALLEN R 3pt FG , jump shot missed			
00:29				12 RUEPPELL S defensive rebound (1)
00:06				12 RUEPPELL S 3pt FG , jump shot missed
00:05				24 HARDEN P offensive rebound (5)
00:05		<b>83-37</b>	<b>46</b>	24 HARDEN P 2pt FG second chance in the paint, layup made (8)
<b>END OF PERIOD</b>				
<b>Vandy 83-37 Kenn</b>				



**Kennesaw St. at Vanderbilt**

11/06/23 Memorial Gymnasium, Nashville  
2023-24 Women's Basketball

Officials: Eric Brewton, Ashlee Goode, Sarah Williams

**Kennesaw St. - 8**

NO.	Name	F	Min	FG	3P	FT	Rebounds			Fouls		TP	AS	TO	ST	Blocks		+/-	
				M-A	M-A	M-A	OR	DR	TOT	PF	FD					BS	BA		
4	Layla Hood	F	04:44	0-0	0-0	0-0	0	1	1	0	0	0	0	2	1	0	0	-10	
24	Prencis Harden	F	06:07	1-2	0-0	2-2	1	1	2	0	1	4	1	1	0	0	0	-1	
1	Carly Hooks	G	07:02	1-3	0-0	0-0	0	0	0	2	0	2	0	1	0	0	0	-4	
3	Lee Lee Willis	G	05:28	0-3	0-1	0-0	0	0	0	1	0	0	0	2	0	0	0	-9	
21	Keyarah Berry	G	06:42	0-2	0-0	0-0	1	2	3	1	0	0	0	0	0	0	1	-12	
0	Kailyn Fields		02:14	0-0	0-0	0-0	0	0	0	0	0	0	0	0	0	0	0	-6	
2	Trynce Taylor		03:53	0-0	0-0	0-1	1	0	1	0	1	0	0	1	0	0	0	-8	
11	Laura Toffali		01:58	0-0	0-0	0-2	0	0	0	0	1	0	0	0	0	0	0	-2	
22	Kyndall Golden		01:58	0-0	0-0	0-0	1	1	2	1	0	0	0	0	0	1	0	-2	
12	Sophia Rueppell		03:18	0-2	0-2	0-0	0	1	1	0	0	0	0	0	0	0	0	3	
15	Morgan Dillard		03:18	1-1	0-0	0-0	0	0	0	0	0	2	0	0	0	0	0	3	
32	Kayla Massop		03:18	0-1	0-0	0-0	1	1	2	1	0	0	0	0	0	0	1	3	
Team							1	1	2			0			1				
<b>Totals</b>				3-14	0-3	2-5	6	8	14	6	3	8	1	8	1	1	2		-9

Shooting By Period		
3 <sup>rd</sup> FG%	3-14	21.4%
3PT%	0-3	0.0%
FT%	2-5	40%
GM FG%	3-14	21.4%
3PT%	0-3	0.0%
FT%	2-5	40.0%

Dead Ball Rebounds: 2, 0

Technical Fouls: Hooks 3<sup>rd</sup> 6:16

**Vanderbilt - 17**

NO.	Name	F	Min	FG	3P	FT	Rebounds			Fouls		TP	AS	TO	ST	Blocks		+/-	
				M-A	M-A	M-A	OR	DR	TOT	PF	FD					BS	BA		
35	Sacha Washington	F	04:01	0-0	0-0	0-0	0	0	0	0	0	0	0	0	0	0	0	7	
3	Jordyn Cambridge	G	05:14	0-1	0-0	0-0	0	1	1	0	0	0	3	0	1	0	0	12	
11	Jordyn Oliver	G	03:58	2-2	0-0	0-0	0	1	1	0	0	4	0	1	0	0	0	4	
23	Iyana Moore	G	03:44	1-3	0-0	1-1	0	0	0	1	1	3	0	2	0	0	0	7	
24	Aga Makurat	G	05:48	0-0	0-0	0-0	0	0	0	0	0	0	2	0	2	1	0	1	
12	Khamil Pierre		06:02	1-3	0-0	1-2	0	3	3	2	1	3	0	0	0	1	0	5	
13	Justine Pissott		04:12	2-2	1-1	0-0	1	0	1	0	2	5	0	0	0	0	0	8	
4	Madison Greene		03:39	0-2	0-1	0-0	0	0	0	0	0	0	0	0	0	0	1	5	
5	Ryanne Allen		05:59	0-3	0-2	2-2	2	0	2	1	1	2	0	0	0	0	0	2	
2	Jada Brown		04:46	0-0	0-0	0-0	0	0	0	0	0	0	0	0	0	0	0	-3	
21	Bella LaChance		02:37	0-0	0-0	0-0	0	0	0	0	0	0	1	0	0	0	0	-3	
Team							0	1	1			0			0				
<b>Totals</b>				6-16	1-4	4-5	3	6	9	4	5	17	6	3	3	2	1		9

Shooting By Period		
3 <sup>rd</sup> FG%	6-16	37.5%
3PT%	1-4	25.0%
FT%	4-5	80%
GM FG%	6-16	37.5%
3PT%	1-4	25.0%
FT%	4-5	80.0%

Dead Ball Rebounds: 0, 0

Technical Fouls: Moore 3<sup>rd</sup> 6:16

	Kenn	Vandy
Biggest lead	0 (1 <sup>st</sup> 10:00)	51 (3 <sup>rd</sup> 3:18)
Best Scoring Run	4 (3 <sup>rd</sup> 0:05)	14 (3 <sup>rd</sup> 3:18)
Lead Changes	0	
Times Tied	0	
Time with Lead	00:00	09:34

	Kenn	Vandy
Points from		
Turnovers	0	6
Paint	6	10
Second Chance	2	5
Fast Breaks	2	2
Bench	2	10

Period by Period Scoring					
	1st	2nd	3rd	4th	TOT
Kenn	8	21	8	14	51
Vandy	31	35	17	15	98





**Kennesaw St. at Vanderbilt**

11/06/23 Memorial Gymnasium, Nashville  
2023-24 Women's Basketball

Officials: Eric Brewton, Ashlee Goode, Sarah Williams

**Period 4**

**Quarter Starters:**

<b>Vandy</b>	4 Greene M	11 Oliver J	12 Pierre K	13 Pissott J	23 Moore I
<b>Kenn</b>	0 Fields K	3 Willis L	4 Hood L	15 Dillard M	24 Harden P

Game Time	Vandy	Score	Diff	Kenn
10:00	2 BROWN J substitution out			
10:00	5 ALLEN R substitution out			
10:00	21 LACHANCE B substitution out			
10:00	24 MAKURAT A substitution out			
10:00	4 GREENE M substitution in			
10:00	11 OLIVER J substitution in			
10:00	13 PISSOTT J substitution in			
10:00	23 MOORE I substitution in			
10:00				1 HOOKS C substitution out
10:00				12 RUEPELL S substitution out
10:00				32 MASSOP K substitution out
10:00				0 FIELDS K substitution in
10:00				3 WILLIS L substitution in
10:00				4 HOOD L substitution in
09:48	12 PIERRE K foul drawn (4)			4 HOOD L foul personal (3 - 1)
09:47	12 PIERRE K foul drawn (5)			4 HOOD L foul shooting (4 - 2)
09:47				4 HOOD L substitution out
09:47				22 GOLDEN K substitution in
09:47	12 PIERRE K free throw 1 - 2 made (13)	<b>84-37</b>	<b>47</b>	
09:47	12 PIERRE K free throw 2 - 2 made (14)	<b>85-37</b>	<b>48</b>	
09:28		<b>85-39</b>	<b>46</b>	3 WILLIS L 2pt FG in the paint, driving layup made (5)
09:28	12 PIERRE K foul shooting (4 - 1)			3 WILLIS L foul drawn (6)
09:28	12 PIERRE K substitution out			
09:28	24 MAKURAT A substitution in			
09:28		<b>85-40</b>	<b>45</b>	3 WILLIS L free throw 1 - 1 made (6)
09:16	13 PISSOTT J 3pt FG , jump shot missed			
09:13	offensive rebound (34)			
09:04	4 GREENE M 3pt FG second chance, jump shot missed			
09:01				defensive rebound (27)
08:38				24 HARDEN P 2pt FG in the paint, driving layup missed
08:36	4 GREENE M defensive rebound (2)			
08:32	13 PISSOTT J 2pt FG outside the paint, pull up jump shot missed			
08:30				22 GOLDEN K defensive rebound (4)
08:30	24 MAKURAT A foul personal (1 - 2)			22 GOLDEN K foul drawn (1)
08:13				0 FIELDS K 2pt FG in the paint, jump shot blocked
08:13	11 OLIVER J block (1)			
08:11				offensive rebound (29)
08:05				0 FIELDS K turnover bad pass (1)
07:50	11 OLIVER J 2pt FG from turnover in the paint, step back jump shot missed			
07:49				defensive rebound (30)
07:49				0 FIELDS K substitution out
07:49				24 HARDEN P substitution out



**Kennesaw St. at Vanderbilt**

11/06/23 Memorial Gymnasium, Nashville  
2023-24 Women's Basketball

**Officials:** Eric Brewton, Ashlee Goode, Sarah Williams

Game Time	Vandy	Score	Diff	Kenn
07:49				12 RUEPPELL S substitution in
07:49				45 CULLINAN T substitution in
07:36				45 CULLINAN T 3pt FG , jump shot missed
07:34				22 GOLDEN K offensive rebound (5)
07:27		<b>85-42</b>	<b>43</b>	3 WILLIS L 2pt FG second chance in the paint, driving layup made (8)
07:14	13 PISSOTT J 3pt FG , jump shot made (12)	<b>88-42</b>	<b>46</b>	
07:14	24 MAKURAT A assist (3)			
06:57		<b>88-44</b>	<b>44</b>	15 DILLARD M 2pt FG in the paint, turnaround jump shot made (4)
06:46	24 MAKURAT A 3pt FG , jump shot made (8)	<b>91-44</b>	<b>47</b>	
06:46	23 MOORE I assist (3)			
06:16				15 DILLARD M turnover bad pass (1)
06:16	4 GREENE M substitution out			
06:16	11 OLIVER J substitution out			
06:16	23 MOORE I substitution out			
06:16	2 BROWN J substitution in			
06:16	12 PIERRE K substitution in			
06:16	21 LACHANCE B substitution in			
06:16				15 DILLARD M substitution out
06:16				21 BERRY K substitution in
06:08	13 PISSOTT J 3pt FG from turnover, jump shot missed			
06:04				3 WILLIS L defensive rebound (2)
05:46				3 WILLIS L 2pt FG outside the paint, jump shot missed
05:43				21 BERRY K offensive rebound (5)
05:40	24 MAKURAT A foul shooting (2 - 3)			21 BERRY K foul drawn (2)
05:40	24 MAKURAT A substitution out			
05:40	5 ALLEN R substitution in			
05:40				3 WILLIS L substitution out
05:40				1 HOOKS C substitution in
05:40		<b>91-45</b>	<b>46</b>	21 BERRY K free throw 1 - 2 made (13)
05:40				21 BERRY K free throw 2 - 2 missed
05:39	5 ALLEN R defensive rebound (5)			
05:21	2 BROWN J 3pt FG , jump shot missed			
05:18				21 BERRY K defensive rebound (6)
05:03				45 CULLINAN T 3pt FG , jump shot missed
05:00	12 PIERRE K defensive rebound (6)			
04:53	21 LACHANCE B 3pt FG , jump shot missed			
04:50	5 ALLEN R offensive rebound (6)			
04:46	12 PIERRE K 2pt FG second chance in the paint, layup missed			
04:43				1 HOOKS C defensive rebound (2)
04:42	2 BROWN J foul personal (1 - 4)			1 HOOKS C foul drawn (1)
04:42				Timeout media
04:42	13 PISSOTT J substitution out			
04:42	24 MAKURAT A substitution in			
04:17		<b>91-47</b>	<b>44</b>	1 HOOKS C 2pt FG in the paint, jump shot made (6)
03:57	12 PIERRE K 2pt FG outside the paint, jump shot missed			
03:55				12 RUEPPELL S defensive rebound (2)
03:40				21 BERRY K 2pt FG in the paint, driving layup blocked
03:40	24 MAKURAT A block (2)			



**Kennesaw St. at Vanderbilt**

11/06/23 Memorial Gymnasium, Nashville  
2023-24 Women's Basketball

Officials: Eric Brewton, Ashlee Goode, Sarah Williams

Game Time	Vandy	Score	Diff	Kenn
03:37				21 BERRY K offensive rebound (7)
03:36				21 BERRY K 2pt FG second chance in the paint, layup missed
03:33	24 MAKURAT A defensive rebound (2)			
03:15	24 MAKURAT A 3pt FG , jump shot missed			
03:10				1 HOOKS C defensive rebound (3)
02:42		91-49	42	21 BERRY K 2pt FG in the paint, floating jump shot made (15)
02:33	12 PIERRE K substitution out			
02:33	14 MITCHELL A substitution in			
02:33				22 GOLDEN K substitution out
02:33				45 CULLINAN T substitution out
02:33				5 ALLEN T substitution in
02:33				32 MASSOP K substitution in
02:19	jump ball situation			
02:19	14 MITCHELL A turnover lost ball (1)			5 ALLEN T steal (1)
02:19				1 HOOKS C substitution out
02:19				21 BERRY K substitution out
02:19				0 FIELDS K substitution in
02:19				11 TOFFALI L substitution in
01:48				turnover shot clock (23)
01:31	5 ALLEN R 3pt FG from turnover, jump shot made (5)	94-49	45	
01:31	21 LACHANCE B assist (2)			
01:27	24 MAKURAT A foul personal (3 - 5)			11 TOFFALI L foul drawn (2)
01:27		94-50	44	11 TOFFALI L free throw 1 - 2 made (1)
01:27		94-51	43	11 TOFFALI L free throw 2 - 2 made (2)
01:20	5 ALLEN R foul drawn (2)			5 ALLEN T foul personal (1 - 3)
01:19	5 ALLEN R foul drawn (3)			5 ALLEN T foul shooting (2 - 4)
01:19	5 ALLEN R free throw 1 - 2 made (6)	95-51	44	
01:19	5 ALLEN R free throw 2 - 2 made (7)	96-51	45	
01:05				11 TOFFALI L 2pt FG in the paint, pull up jump shot missed
01:02				32 MASSOP K offensive rebound (3)
00:52				11 TOFFALI L 3pt FG second chance, jump shot blocked
00:52	21 LACHANCE B block (1)			
00:48				12 RUEPELL S offensive rebound (3)
00:44	21 LACHANCE B steal (1)			0 FIELDS K turnover bad pass (2)
00:30	5 ALLEN R foul drawn (4)			5 ALLEN T foul shooting (3 - 5)
00:30	5 ALLEN R free throw 1 - 2 made (8)	97-51	46	
00:30	5 ALLEN R free throw 2 - 2 made (9)	98-51	47	
00:03				0 FIELDS K 3pt FG , jump shot missed
00:03				11 TOFFALI L offensive rebound (1)
00:02				12 RUEPELL S 3pt FG second chance, jump shot missed
00:02				5 ALLEN T offensive rebound (1)
<b>END OF GAME</b>				
<b>Vandy 98-51 Kenn</b>				



**Kennesaw St. at Vanderbilt**

11/06/23 Memorial Gymnasium, Nashville  
2023-24 Women's Basketball

Officials: Eric Brewton, Ashlee Goode, Sarah Williams

**Kennesaw St. - 14**

NO.	Name	F	Min	FG			Rebounds			Fouls		TP	AS	TO	ST	Blocks		+/-
				M-A	M-A	M-A	OR	DR	TOT	PF	FD					BS	BA	
4	Layla Hood	F	00:13	0-0	0-0	0-0	0	0	0	2	0	0	0	0	0	0	0	0
24	Prencis Harden	F	02:11	0-1	0-0	0-0	0	0	0	0	0	0	0	0	0	0	0	1
1	Carly Hooks	G	03:21	1-1	0-0	0-0	0	2	2	0	1	2	0	0	0	0	0	5
3	Lee Lee Willis	G	04:20	2-3	0-0	1-1	0	1	1	0	1	5	0	0	0	0	0	-1
21	Keyarah Berry	G	03:57	1-3	0-0	1-2	2	1	3	0	1	3	0	0	0	0	1	5
15	Morgan Dillard		03:44	1-1	0-0	0-0	0	0	0	0	0	2	0	1	0	0	0	-1
0	Kailyn Fields		04:30	0-2	0-1	0-0	0	0	0	0	0	0	0	2	0	0	1	-4
22	Kyndall Golden		07:14	0-0	0-0	0-0	1	1	2	0	1	0	0	0	0	0	0	4
12	Sophia Rueppell		07:49	0-1	0-1	0-0	1	1	2	0	0	0	0	0	0	0	0	-2
45	Taylor Cullinan		05:16	0-2	0-2	0-0	0	0	0	0	0	0	0	0	0	0	0	3
5	Tania Allen		02:33	0-0	0-0	0-0	1	0	1	3	0	0	0	0	1	0	0	-5
32	Kayla Massop		02:33	0-0	0-0	0-0	1	0	1	0	0	0	0	0	0	0	0	-5
11	Laura Toffali		02:19	0-2	0-1	2-2	1	0	1	0	1	2	0	0	0	0	1	-5
Team							1	2	3			0		1				
<b>Totals</b>				5-16	0-5	4-5	8	8	16	5	5	14	0	4	1	0	3	-1

Shooting By Period		
4 <sup>th</sup> FG%	5-16	31.3%
3PT%	0-5	0.0%
FT%	4-5	80%
GM FG%	5-16	31.3%
3PT%	0-5	0.0%
FT%	4-5	80.0%

Dead Ball Rebounds: 0, 0

Technical Fouls::NONE

**Vanderbilt - 15**

NO.	Name	F	Min	FG			Rebounds			Fouls		TP	AS	TO	ST	Blocks		+/-
				M-A	M-A	M-A	OR	DR	TOT	PF	FD					BS	BA	
35	Sacha Washington	F	00:00	0-0	0-0	0-0	0	0	0	0	0	0	0	0	0	0	0	0
3	Jordyn Cambridge	G	00:00	0-0	0-0	0-0	0	0	0	0	0	0	0	0	0	0	0	0
11	Jordyn Oliver	G	03:44	0-1	0-0	0-0	0	0	0	0	0	0	0	0	0	1	0	1
23	Iyana Moore	G	03:44	0-0	0-0	0-0	0	0	0	0	0	0	1	0	0	0	0	1
24	Aga Makurat	G	08:30	1-2	1-2	0-0	0	1	1	3	0	3	1	0	0	1	0	2
4	Madison Greene		03:44	0-1	0-1	0-0	0	1	1	0	0	0	0	0	0	0	0	1
13	Justine Pissott		05:18	1-4	1-3	0-0	0	0	0	0	0	3	0	0	0	0	0	0
2	Jada Brown		06:16	0-1	0-1	0-0	0	0	0	1	0	0	0	0	0	0	0	0
12	Khamil Pierre		04:15	0-2	0-0	2-2	0	1	1	1	2	2	0	0	0	0	0	-5
21	Bella LaChance		06:16	0-1	0-1	0-0	0	0	0	0	0	0	1	0	1	1	0	0
5	Ryanne Allen		05:40	1-1	1-1	4-4	1	1	2	0	3	7	0	0	0	0	0	0
14	Aiyana Mitchell		02:33	0-0	0-0	0-0	0	0	0	0	0	0	0	1	0	0	0	5
Team							1	0	1			0		0				
<b>Totals</b>				3-13	3-9	6-6	2	4	6	5	5	15	3	1	1	3	0	1

Shooting By Period		
4 <sup>th</sup> FG%	3-13	23.1%
3PT%	3-9	33.3%
FT%	6-6	100%
GM FG%	3-13	23.1%
3PT%	3-9	33.3%
FT%	6-6	100.0%

Dead Ball Rebounds: 0, 0

Technical Fouls::NONE

	Kenn	Vandy
Biggest lead	0 (1 <sup>st</sup> 10:00)	48 (4 <sup>th</sup> 9:47)
Best Scoring Run	5(4 <sup>th</sup> 7:27)	4(4 <sup>th</sup> 0:30)
Lead Changes	0	
Times Tied	0	
Time with Lead	00:00	09:47

	Kenn	Vandy
Points from		
Turnovers	0	5
Paint	10	0
Second Chance	3	0
Fast Breaks	0	0
Bench	4	12

	Period by Period Scoring				
	1st	2nd	3rd	4th	TOT
Kenn	8	21	8	14	51
Vandy	31	35	17	15	98



**Kennesaw St. at Vanderbilt**

11/06/23 Memorial Gymnasium, Nashville  
2023-24 Women's Basketball

Officials: Eric Brewton, Ashlee Goode, Sarah Williams

**Kennesaw St. - 22**

NO.	Name	F	Min	FG			3P			FT			Rebounds			Fouls		TP	AS	TO	ST	Blocks		+/-
				M-A	M-A	M-A	OR	DR	TOT	PF	FD	OR	DR	TOT	BS	BA								
4	Layla Hood	F	04:57	0-0	0-0	0-0	0	1	1	2	0	0	0	0	0	0	0	2	1	0	0	-10		
24	Prencis Harden	F	08:18	1-3	0-0	2-2	1	1	2	0	1	4	1	1	1	0	0	0	0	0	0	0		
1	Carly Hooks	G	10:23	2-4	0-0	0-0	0	2	2	2	1	4	0	1	0	0	0	0	0	0	0	1		
3	Lee Lee Willis	G	09:48	2-6	0-1	1-1	0	1	1	1	1	5	0	2	0	0	0	0	0	0	0	-10		
21	Keyarah Berry	G	10:39	1-5	0-0	1-2	3	3	6	1	1	3	0	0	0	0	0	0	0	0	2	-7		
0	Kailyn Fields		06:44	0-2	0-1	0-0	0	0	0	0	0	0	0	0	2	0	0	0	0	1	-10			
2	Trynce Taylor		03:53	0-0	0-0	0-1	1	0	1	0	1	0	0	1	0	0	0	0	0	0	0	-8		
11	Laura Toffali		04:17	0-2	0-1	2-4	1	0	1	0	2	2	0	0	0	0	0	0	0	1	-7			
22	Kyndall Golden		09:12	0-0	0-0	0-0	2	2	4	1	1	0	0	0	0	0	0	0	1	0	2			
12	Sophia Rueppell		11:07	0-3	0-3	0-0	1	2	3	0	0	0	0	0	0	0	0	0	0	0	1			
15	Morgan Dillard		07:02	2-2	0-0	0-0	0	0	0	0	0	4	0	1	0	0	0	0	0	0	2			
32	Kayla Massop		05:51	0-1	0-0	0-0	2	1	3	1	0	0	0	0	0	0	0	0	0	1	-2			
45	Taylor Cullinan		05:16	0-2	0-2	0-0	0	0	0	0	0	0	0	0	0	0	0	0	0	0	3			
5	Tania Allen		02:33	0-0	0-0	0-0	1	0	1	3	0	0	0	0	0	0	1	0	0	0	-5			
Team							2	3	5			0			2									
<b>Totals</b>					8-30	0-8	6-10	14	16	30	11	8	22	1	12	2	1	5	-10					

Shooting By Period		
3 <sup>rd</sup> FG%	3-14	21.4%
3PT%	0-3	0.0%
FT%	2-5	40%
4 <sup>th</sup> FG%	5-16	31.3%
3PT%	0-5	0.0%
FT%	4-5	80%
GM FG%	8-30	26.7%
3PT%	0-8	0.0%
FT%	6-10	60.0%

Dead Ball Rebounds: 2, 0

Technical Fouls: Hooks 3<sup>rd</sup>6:16

**Vanderbilt - 32**

NO.	Name	F	Min	FG			3P			FT			Rebounds			Fouls		TP	AS	TO	ST	Blocks		+/-
				M-A	M-A	M-A	OR	DR	TOT	PF	FD	OR	DR	TOT	BS	BA								
35	Sacha Washington	F	04:01	0-0	0-0	0-0	0	0	0	0	0	0	0	0	0	0	0	0	0	0	0	7		
3	Jordyn Cambridge	G	05:14	0-1	0-0	0-0	0	1	1	0	0	0	3	0	1	0	0	0	0	0	0	12		
11	Jordyn Oliver	G	07:42	2-3	0-0	0-0	0	1	1	0	0	4	0	1	0	1	0	5	0	0	0	5		
23	Iyana Moore	G	07:28	1-3	0-0	1-1	0	0	0	1	1	3	1	2	0	0	0	8	0	0	0	8		
24	Aga Makurat	G	14:18	1-2	1-2	0-0	0	1	1	3	0	3	3	0	2	2	0	3	0	2	0	3		
12	Khamil Pierre		10:17	1-5	0-0	3-4	0	4	4	3	3	5	0	0	0	1	0	0	0	0	0			
13	Justine Pissott		09:30	3-6	2-4	0-0	1	0	1	0	2	8	0	0	0	0	0	8	0	0	0	8		
4	Madison Greene		07:23	0-3	0-2	0-0	0	1	1	0	0	0	0	0	0	0	0	0	0	1	6			
5	Ryanne Allen		11:39	1-4	1-3	6-6	3	1	4	1	4	9	0	0	0	0	0	2	0	0	0	2		
2	Jada Brown		11:02	0-1	0-1	0-0	0	0	0	1	0	0	0	0	0	0	0	0	0	0	-3			
21	Bella LaChance		08:53	0-1	0-1	0-0	0	0	0	0	0	0	2	0	1	1	0	-3	0	0	0	-3		
14	Aiyana Mitchell		02:33	0-0	0-0	0-0	0	0	0	0	0	0	0	1	0	0	0	5	0	0	0	5		
Team							1	1	2			0			0									
<b>Totals</b>					9-29	4-13	10-11	5	10	15	9	10	32	9	4	4	5	1	10					

Shooting By Period		
3 <sup>rd</sup> FG%	6-16	37.5%
3PT%	1-4	25.0%
FT%	4-5	80%
4 <sup>th</sup> FG%	3-13	23.1%
3PT%	3-9	33.3%
FT%	6-6	100%
GM FG%	9-29	31.0%
3PT%	4-13	30.8%
FT%	10-11	90.9%

Dead Ball Rebounds: 0, 0

Technical Fouls: Moore 3<sup>rd</sup>6:16

	Kenn	Vandy
Biggest lead	0 (1 <sup>st</sup> 10:00)	51 (3 <sup>rd</sup> 3:18)
Best Scoring Run	5 (4 <sup>th</sup> 7:27)	14 (3 <sup>rd</sup> 3:18)
Lead Changes	0	
Times Tied	0	
Time with Lead	00:00	19:34

Points from	Kenn	Vandy
Turnovers	0	11
Paint	16	10
Second Chance	5	5
Fast Breaks	2	2
Bench	6	22

	Period by Period Scoring				
	1st	2nd	3rd	4th	TOT
Kenn	8	21	8	14	51
Vandy	31	35	17	15	98

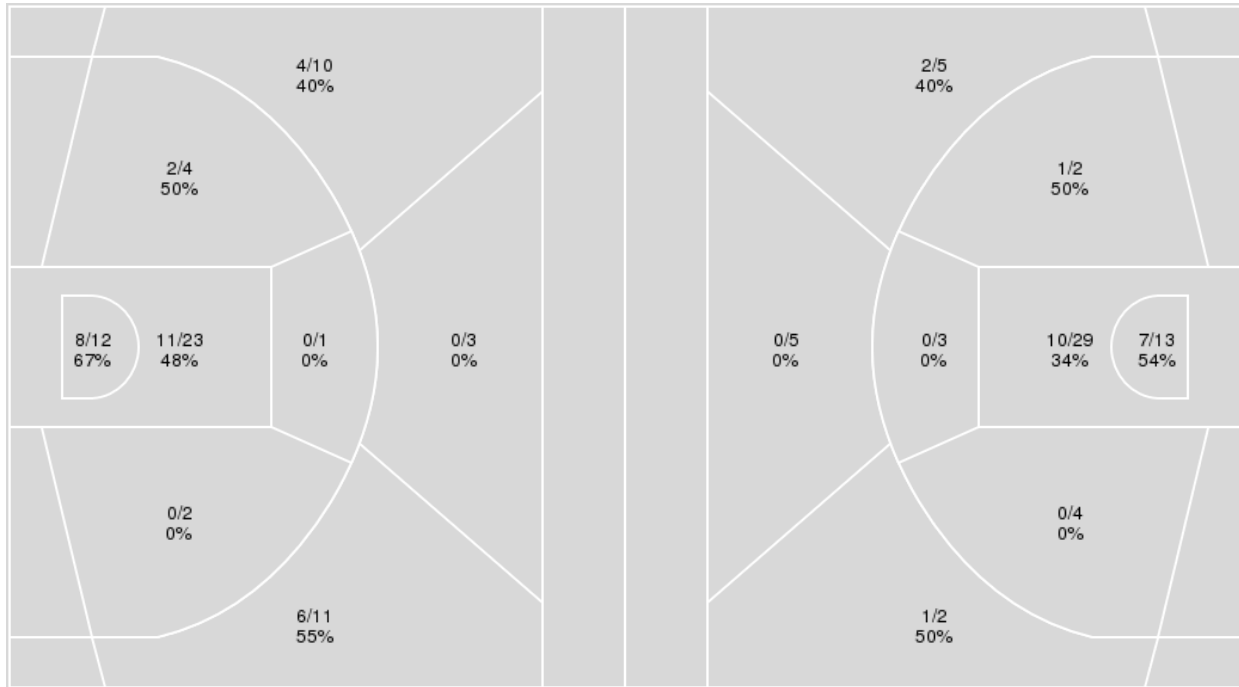


**Officials:** Eric Brewton, Ashlee Goode, Sarah Williams

{ Players => 2, 3, 4, 5, 10, 11, 12, 13, 14, 21, 23, 24, 35; } FG Types => { Players => All; } FG Types => All; Results => All;  
 All; Results => All;

**Vanderbilt**

**Kennesaw St.**



Vanderbilt	M/A	%
Field Goals	31/66	47
2 Points	21/42	50
3 Points	10/24	42
Free Throws	26/31	84

Kennesaw St.	M/A	%
Field Goals	21/63	33
2 Points	18/51	35
3 Points	3/12	25
Free Throws	6/12	50



**Kennesaw St. at Vanderbilt**

11/06/23 Memorial Gymnasium, Nashville  
2023-24 Women's Basketball

Game Time: 11:00 AM

Game Duration: 1:51

Attendance: 1

Officials: Eric Brewton, Ashlee Goode, Sarah Williams

**Kennesaw St.**

No	Name	Mins		Score		Points Diff		Points per Min		Assists		Rebounds		Steals		Turnovers	
		On	Off	On	Off	On	Off	On	Off	On	Off	On	Off	On	Off	On	Off
0	Kailyn Fields	08:57	31:03	7 - 17	44 - 81	-10	-37	0.78	1.42	1	7	12	30	0	3	7	17
1	Carly Hooks	20:10	19:50	24 - 37	27 - 61	-13	-34	1.19	1.36	5	3	22	20	3	0	14	10
2	Trynce Taylor	14:12	25:48	11 - 41	40 - 57	-30	-17	0.77	1.55	3	5	11	31	1	2	11	13
3	Lee Lee Willis	26:26	13:34	34 - 72	17 - 26	-38	-9	1.29	1.25	6	2	23	19	2	1	17	7
4	Layla Hood	17:56	22:04	22 - 52	29 - 46	-30	-17	1.23	1.31	5	3	13	29	1	2	14	10
5	Tania Allen	02:33	37:27	2 - 7	49 - 91	-5	-42	0.78	1.31	0	8	4	38	1	2	2	22
11	Laura Toffali	13:40	26:20	15 - 49	36 - 49	-34	-13	1.10	1.37	1	7	12	30	0	3	9	15
12	Sophia Rueppell	13:06	26:54	24 - 28	27 - 70	-4	-43	1.83	1.00	3	5	19	23	1	2	3	21
15	Morgan Dillard	09:39	30:21	17 - 19	34 - 79	-2	-45	1.76	1.12	2	6	13	29	0	3	5	19
21	Keyarah Berry	28:02	11:58	32 - 72	19 - 26	-40	-7	1.14	1.59	6	2	25	17	3	0	17	7
22	Kyndall Golden	16:49	23:11	19 - 37	32 - 61	-18	-29	1.13	1.38	2	6	19	23	1	2	9	15
24	Prencis Harden	15:09	24:51	24 - 28	27 - 70	-4	-43	1.58	1.09	3	5	18	24	1	2	8	16
32	Kayla Massop	08:05	31:55	15 - 25	36 - 73	-10	-37	1.86	1.13	3	5	11	31	1	2	3	21
45	Taylor Cullinan	05:16	34:44	9 - 6	42 - 92	3	-50	1.71	1.21	0	8	8	34	0	3	1	23

**Vanderbilt**

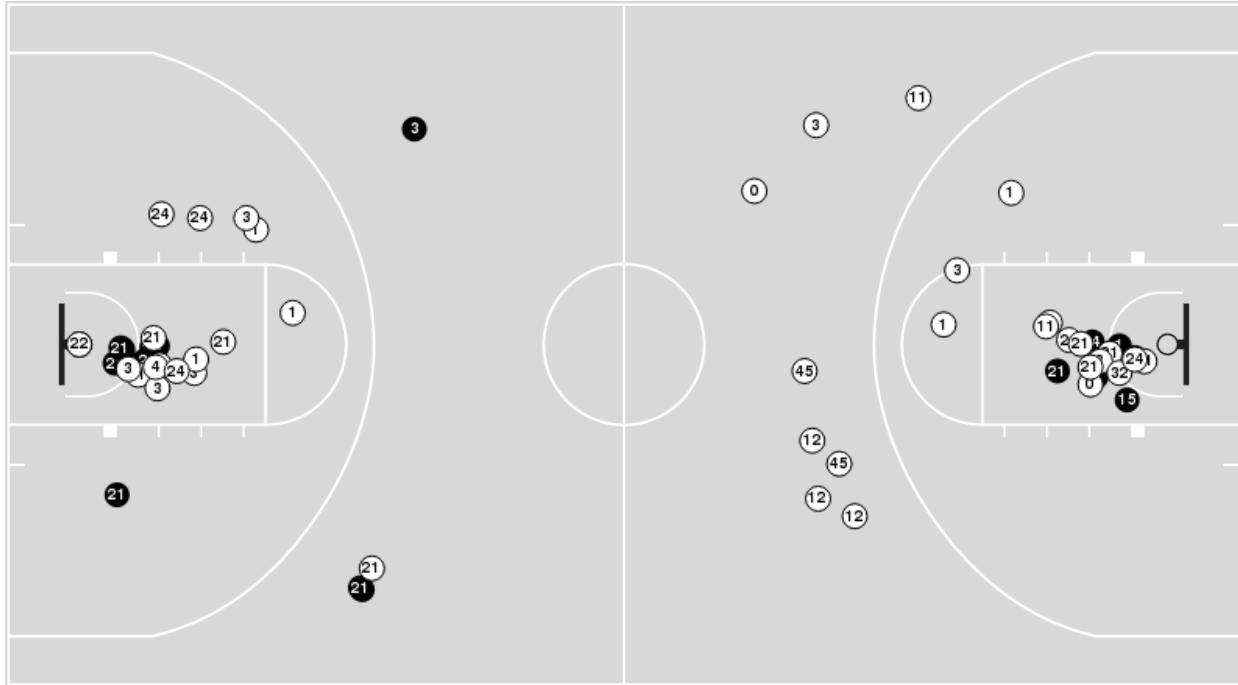
No	Name	Mins		Score		Points Diff		Points per Min		Assists		Rebounds		Steals		Turnovers	
		On	Off	On	Off	On	Off	On	Off	On	Off	On	Off	On	Off	On	Off
2	Jada Brown	14:53	25:07	25 - 24	73 - 27	1	46	1.68	2.91	5	17	11	28	2	10	2	7
3	Jordyn Cambridge	21:29	18:31	60 - 25	38 - 26	35	12	2.79	2.05	14	8	25	14	8	4	8	1
4	Madison Greene	18:07	21:53	49 - 25	49 - 26	24	23	2.70	2.24	9	13	19	20	5	7	3	6
5	Ryanne Allen	14:51	25:09	35 - 20	63 - 31	15	32	2.36	2.51	10	12	16	23	2	10	1	8
11	Jordyn Oliver	22:44	17:16	56 - 28	42 - 23	28	19	2.46	2.43	10	12	20	19	10	2	7	2
12	Khamil Pierre	16:27	23:33	40 - 20	58 - 31	20	27	2.43	2.46	9	13	19	20	4	8	2	7
13	Justine Pissott	18:15	21:45	47 - 18	51 - 33	29	18	2.58	2.34	13	9	26	13	3	9	2	7
14	Aiyana Mitchell	02:33	37:27	7 - 2	91 - 49	5	42	2.75	2.43	1	21	0	39	1	11	1	8
21	Bella LaChance	08:53	31:07	10 - 13	88 - 38	-3	50	1.13	2.83	2	20	6	33	1	11	1	8
23	Iyana Moore	19:20	20:40	60 - 20	38 - 31	40	7	3.10	1.84	14	8	19	20	9	3	6	3
24	Aga Makurat	22:51	17:09	49 - 33	49 - 18	16	31	2.14	2.86	11	11	13	26	8	4	5	4
35	Sacha Washington	19:37	20:23	52 - 27	46 - 24	25	22	2.65	2.26	12	10	21	18	7	5	7	2



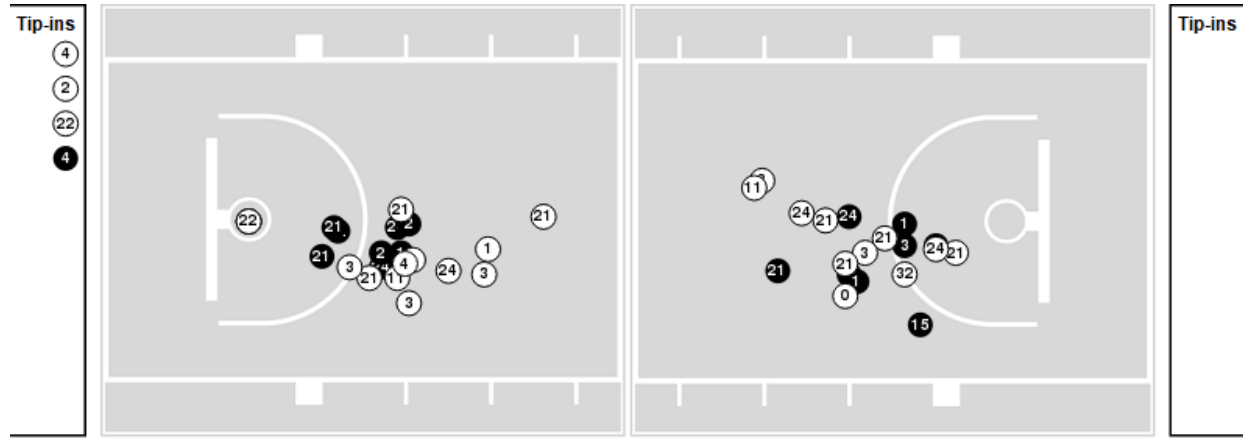
Officials: Eric Brewton, Ashlee Goode, Sarah Williams

Players => AllFG Types=>AllResults=>All  
**Kennesaw St.**

**All Field Goals**



**Blow Up Chart**



● Made ○ Missed N - Player Number

Kennesaw St.	M/A	%
Field Goals	21/63	33
2 Points	18/51	35
3 Points	3/12	25
Free Throws	6/12	50

Kennesaw St.	M/A	%
Points in the Paint	34 (17 / 42)	40
Fast Break Points	4 (2/2)	100
Second Chance Points	7 (4/14)	29
Effective FG%	36	



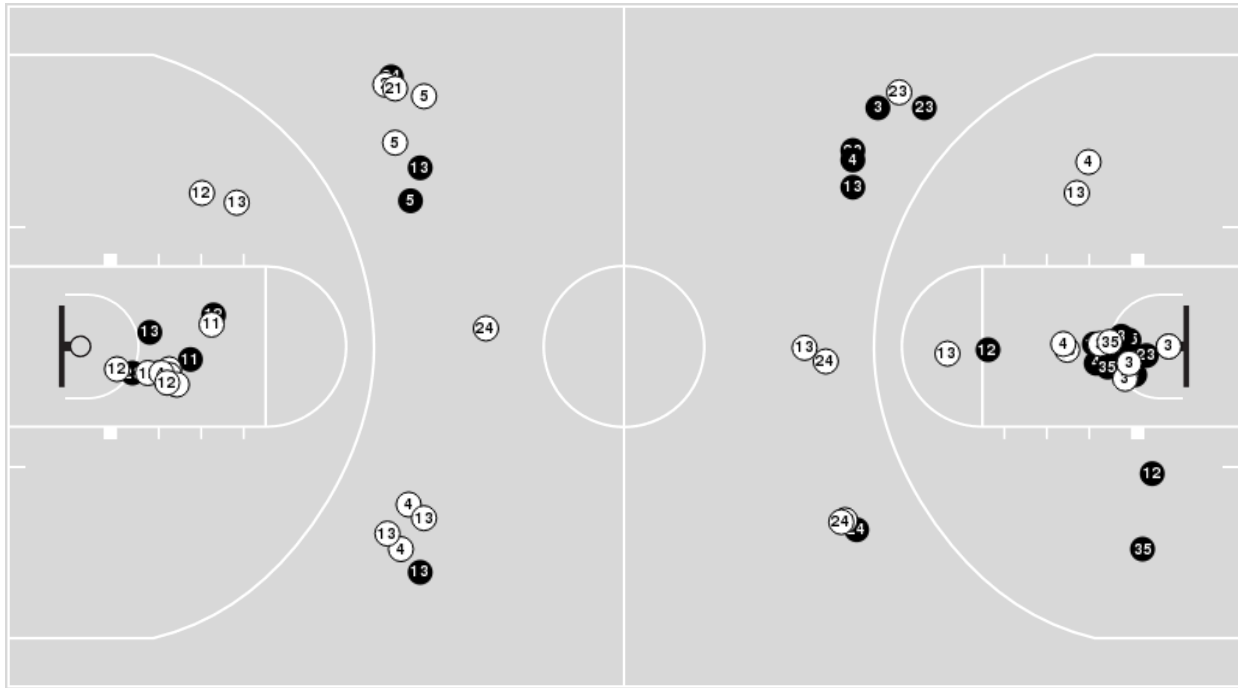


Officials: Eric Brewton, Ashlee Goode, Sarah Williams

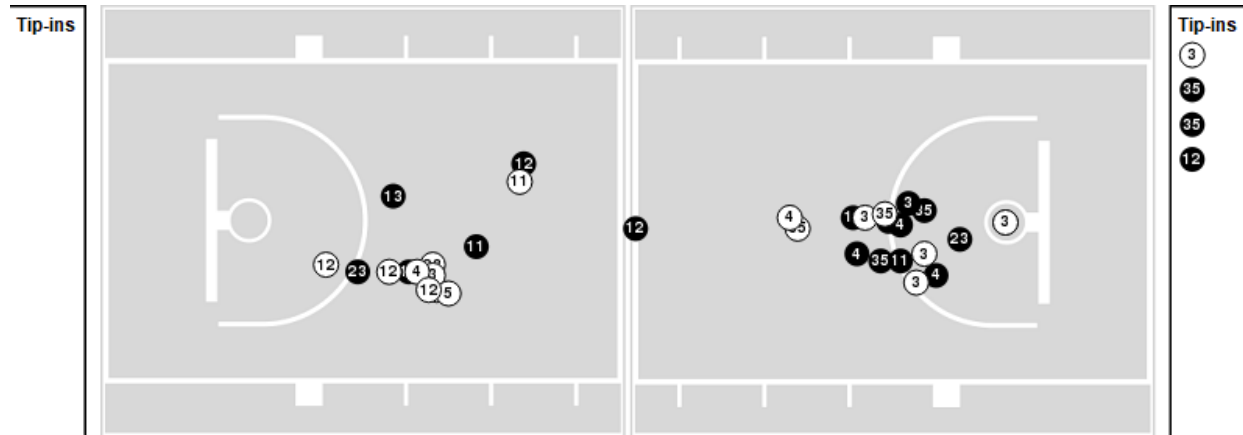
Players => 2, 3, 4, 5, 10, 11, 12, 13, 14, 21, 23, 24, 35FG Types=>AllResults=>All

**Vanderbilt**

**All Field Goals**



**Blow Up Chart**



● Made ○ Missed N - Player Number

Vanderbilt	M/A	%
Field Goals	31/66	47
2 Points	21/42	50
3 Points	10/24	42
Free Throws	26/31	84

Vanderbilt	M/A	%
Points in the Paint	38 (19 / 35)	54
Fast Break Points	19 (9/9)	100
Second Chance Points	15 (8/13)	62
Effective FG%	55	



Kennesaw St. at Vanderbilt

11/06/23 Memorial Gymnasium, Nashville  
2023-24 Women's Basketball

Game Time: 11:00 AM

Game Duration: 1:51

Attendance: 1

Officials: Eric Brewton, Ashlee Goode, Sarah Williams

Kennesaw St.

Lineup	Quarter On	Time On	Quarter Off	Time Off	Time on Court	Score	Score Diff	Reb	Stl	Tov	Ass	PPP
1- Hooks C/ 3- Willis L/ 4- Hood L/ 21- Berry K/ 24- Harden P/	1	10:00	1	06:42	03:18	4-6	-2	3	0	2	1	0.5714
1- Hooks C/ 2- Taylor T/ 3- Willis L/ 4- Hood L/ 15- Dillard M/	1	06:42	1	06:18	00:24	0-4	-4	0	0	1	0	0.0000
0- Fields K/ 1- Hooks C/ 2- Taylor T/ 4- Hood L/ 15- Dillard M/	1	06:18	1	04:05	02:13	2-2	0	2	0	2	1	0.4000
2- Taylor T/ 3- Willis L/ 11- Toffali L/ 21- Berry K/ 22- Golden K/	1	04:05	2	10:00	04:05	2-19	-17	1	0	4	0	0.2252
3- Willis L/ 4- Hood L/ 12- Rueppell S/ 21- Berry K/ 32- Massop K/	2	10:00	2	08:19	01:41	5-7	-2	1	0	0	2	1.6667
1- Hooks C/ 4- Hood L/ 12- Rueppell S/ 21- Berry K/ 32- Massop K/	2	08:19	2	08:01	00:18	0-3	-3	0	0	0	0	0.0000
1- Hooks C/ 4- Hood L/ 11- Toffali L/ 21- Berry K/ 32- Massop K/	2	08:01	2	07:46	00:15	0-3	-3	0	0	1	0	0.0000
1- Hooks C/ 4- Hood L/ 11- Toffali L/ 21- Berry K/ 22- Golden K/	2	07:46	2	07:10	00:36	0-3	-3	0	0	1	0	0.0000
1- Hooks C/ 2- Taylor T/ 3- Willis L/ 21- Berry K/ 22- Golden K/	2	07:10	2	05:32	01:38	5-2	3	1	0	0	2	2.5000
2- Taylor T/ 3- Willis L/ 11- Toffali L/ 21- Berry K/ 22- Golden K/	2	05:32	2	05:19	00:13	0-1	-1	0	0	0	0	0.0000
3- Willis L/ 4- Hood L/ 11- Toffali L/ 21- Berry K/ 24- Harden P/	2	05:19	2	01:46	03:33	9-11	-2	3	0	0	1	1.5000
2- Taylor T/ 3- Willis L/ 4- Hood L/ 11- Toffali L/ 21- Berry K/	2	01:46	2	01:05	00:41	2-3	-1	0	0	0	0	2.0000
1- Hooks C/ 2- Taylor T/ 3- Willis L/ 21- Berry K/ 22- Golden K/	2	01:05	3	10:00	01:05	0-2	-2	1	1	1	0	0.0000
1- Hooks C/ 3- Willis L/ 4- Hood L/ 21- Berry K/ 24- Harden P/	3	10:00	3	07:30	02:30	0-4	-4	2	1	5	0	0.0000
0- Fields K/ 1- Hooks C/ 4- Hood L/ 21- Berry K/ 24- Harden P/	3	07:30	3	07:11	00:19	0-0	0	0	0	0	0	0.0000
0- Fields K/ 1- Hooks C/ 2- Taylor T/ 4- Hood L/ 21- Berry K/	3	07:11	3	06:16	00:55	0-3	-3	2	0	1	0	0.0000
0- Fields K/ 2- Taylor T/ 3- Willis L/ 4- Hood L/ 21- Berry K/	3	06:16	3	05:16	01:00	0-3	-3	0	0	1	0	0.0000
2- Taylor T/ 3- Willis L/ 11- Toffali L/ 21- Berry K/ 22- Golden K/	3	05:16	3	03:18	01:58	0-2	-2	4	0	1	0	0.0000
1- Hooks C/ 12- Rueppell S/ 15- Dillard M/ 24- Harden P/ 32- Massop K/	3	03:18	4	10:00	03:18	8-5	3	6	0	0	1	1.3605
0- Fields K/ 3- Willis L/ 4- Hood L/ 15- Dillard M/ 24- Harden P/	4	10:00	4	09:47	00:13	0-0	0	0	0	0	0	0.0000
0- Fields K/ 3- Willis L/ 15- Dillard M/ 22- Golden K/ 24- Harden P/	4	09:47	4	07:49	01:58	3-2	1	4	0	1	0	0.8721
3- Willis L/ 12- Rueppell S/ 15- Dillard M/ 22- Golden K/ 45- Cullinan T/	4	07:49	4	06:16	01:33	4-6	-2	1	0	1	0	1.3333
3- Willis L/ 12- Rueppell S/ 21- Berry K/ 22- Golden K/ 45- Cullinan T/	4	06:16	4	05:40	00:36	0-0	0	2	0	0	0	0.0000
1- Hooks C/ 12- Rueppell S/ 21- Berry K/ 22- Golden K/ 45- Cullinan T/	4	05:40	4	02:33	03:07	5-0	5	5	0	0	0	1.0246
1- Hooks C/ 5- Allen T/ 12- Rueppell S/ 21- Berry K/ 32- Massop K/	4	02:33	4	02:19	00:14	0-0	0	0	1	0	0	0.0000
0- Fields K/ 5- Allen T/ 11- Toffali L/ 12- Rueppell S/ 32- Massop K/	4	02:19	4	00:00	02:19	2-7	-5	4	0	2	0	0.6944



**Kennesaw St. at Vanderbilt**

11/06/23 Memorial Gymnasium, Nashville  
2023-24 Women's Basketball

Game Time: 11:00 AM

Game Duration: 1:51

Attendance: 1

Officials: Eric Brewton, Ashlee Goode, Sarah Williams

**Vanderbilt**

Lineup	Quarter On	Time On	Quarter Off	Time Off	Time on Court	Score	Score Diff	Reb	Stl	Tov	Ass	PPP
3- Cambridge J/ 11- Oliver J/ 23- Moore I/ 24- Makurat A/ 35- Washington S/	1	10:00	1	07:41	02:19	2-4	-2	3	1	1	1	0.5000
3- Cambridge J/ 11- Oliver J/ 13- Pissott J/ 23- Moore I/ 35- Washington S/	1	07:41	1	05:25	02:16	8-0	8	3	1	0	1	1.6807
3- Cambridge J/ 4- Greene M/ 11- Oliver J/ 13- Pissott J/ 35- Washington S/	1	05:25	1	03:32	01:53	3-2	1	3	1	1	0	1.0417
3- Cambridge J/ 4- Greene M/ 11- Oliver J/ 23- Moore I/ 35- Washington S/	1	03:32	1	02:28	01:04	6-0	6	2	1	1	0	1.5464
3- Cambridge J/ 11- Oliver J/ 12- Pierre K/ 23- Moore I/ 24- Makurat A/	1	02:28	1	01:32	00:56	5-2	3	0	0	0	1	2.5000
4- Greene M/ 11- Oliver J/ 12- Pierre K/ 23- Moore I/ 24- Makurat A/	1	01:32	2	10:00	01:32	7-0	7	1	2	0	1	2.3333
3- Cambridge J/ 5- Allen R/ 13- Pissott J/ 23- Moore I/ 35- Washington S/	2	10:00	2	08:01	01:59	10-5	5	3	0	0	4	2.0000
3- Cambridge J/ 4- Greene M/ 5- Allen R/ 12- Pierre K/ 13- Pissott J/	2	08:01	2	08:01	00:00	1-0	1	0	0	0	0	2.2727
2- Brown J/ 4- Greene M/ 5- Allen R/ 12- Pierre K/ 13- Pissott J/	2	08:01	2	07:10	00:51	5-0	5	1	1	0	2	2.0492
2- Brown J/ 3- Cambridge J/ 4- Greene M/ 11- Oliver J/ 35- Washington S/	2	07:10	2	05:32	01:38	2-5	-3	0	0	1	0	0.6944
2- Brown J/ 4- Greene M/ 11- Oliver J/ 24- Makurat A/ 35- Washington S/	2	05:32	2	04:10	01:22	6-4	2	1	0	0	1	2.0833
3- Cambridge J/ 4- Greene M/ 12- Pierre K/ 13- Pissott J/ 35- Washington S/	2	04:10	2	02:24	01:46	4-3	1	4	0	0	1	1.6393
3- Cambridge J/ 4- Greene M/ 11- Oliver J/ 24- Makurat A/ 35- Washington S/	2	02:24	2	01:46	00:38	0-2	-2	0	0	0	0	0.0000
3- Cambridge J/ 11- Oliver J/ 23- Moore I/ 24- Makurat A/ 35- Washington S/	2	01:46	2	01:05	00:41	4-2	2	0	0	0	1	2.1277
3- Cambridge J/ 11- Oliver J/ 12- Pierre K/ 23- Moore I/ 24- Makurat A/	2	01:05	2	00:22	00:42	1-0	1	2	1	1	0	0.6944
3- Cambridge J/ 5- Allen R/ 12- Pierre K/ 23- Moore I/ 24- Makurat A/	2	00:22	3	10:00	00:22	2-0	2	1	0	0	0	1.0638
3- Cambridge J/ 11- Oliver J/ 23- Moore I/ 24- Makurat A/ 35- Washington S/	3	10:00	3	07:30	02:30	4-0	4	0	3	2	2	0.8000
3- Cambridge J/ 12- Pierre K/ 13- Pissott J/ 23- Moore I/ 35- Washington S/	3	07:30	3	06:16	01:14	3-0	3	2	0	1	1	0.6757
3- Cambridge J/ 4- Greene M/ 12- Pierre K/ 13- Pissott J/ 35- Washington S/	3	06:16	3	05:59	00:17	0-0	0	0	0	0	0	0.0000
3- Cambridge J/ 4- Greene M/ 5- Allen R/ 12- Pierre K/ 13- Pissott J/	3	05:59	3	04:46	01:13	5-0	5	2	0	0	2	2.5000
2- Brown J/ 4- Greene M/ 5- Allen R/ 11- Oliver J/ 13- Pissott J/	3	04:46	3	03:18	01:28	0-0	0	3	0	0	0	0.0000
2- Brown J/ 4- Greene M/ 5- Allen R/ 12- Pierre K/ 24- Makurat A/	3	03:18	3	02:37	00:41	2-2	0	0	0	0	0	2.2727
2- Brown J/ 5- Allen R/ 12- Pierre K/ 21- LaChance B/ 24- Makurat A/	3	02:37	4	10:00	02:37	3-6	-3	2	0	0	1	0.6148
4- Greene M/ 11- Oliver J/ 12- Pierre K/ 13- Pissott J/ 23- Moore I/	4	10:00	4	09:28	00:32	2-2	0	0	0	0	0	2.2727
4- Greene M/ 11- Oliver J/ 13- Pissott J/ 23- Moore I/ 24- Makurat A/	4	09:28	4	06:16	03:12	6-5	1	2	0	0	2	1.2000
2- Brown J/ 12- Pierre K/ 13- Pissott J/ 21- LaChance B/ 24- Makurat A/	4	06:16	4	05:40	00:36	0-0	0	0	0	0	0	0.0000
2- Brown J/ 5- Allen R/ 12- Pierre K/ 13- Pissott J/ 21- LaChance B/	4	05:40	4	04:42	00:58	0-1	-1	3	0	0	0	0.0000
2- Brown J/ 5- Allen R/ 12- Pierre K/ 21- LaChance B/ 24- Makurat A/	4	04:42	4	02:33	02:09	0-4	-4	1	0	0	0	0.0000
2- Brown J/ 5- Allen R/ 14- Mitchell A/ 21- LaChance B/ 24- Makurat A/	4	02:33	4	00:00	02:33	7-2	5	0	1	1	1	1.8617



**Kennesaw St. at Vanderbilt**

11/06/23 Memorial Gymnasium, Nashville  
2023-24 Women's Basketball

Officials: Eric Brewton, Ashlee Goode, Sarah Williams

**Kennesaw St.**

Lineup	Time	Score	Score Diff	Pts/Min	Reb	Stl	Tov	Ass	PPP
2- Taylor T/ 3- Willis L/ 11- Toffali L/ 21- Berry K/ 22- Golden K/	06:16	2-22	-20	0.3191	5	0	5	0	0.1701
1- Hooks C/ 3- Willis L/ 4- Hood L/ 21- Berry K/ 24- Harden P/	05:48	4-10	-6	0.6897	5	1	7	1	0.3077
3- Willis L/ 4- Hood L/ 11- Toffali L/ 21- Berry K/ 24- Harden P/	03:33	9-11	-2	2.5352	3	0	0	1	1.5000
1- Hooks C/ 12- Rueppell S/ 15- Dillard M/ 24- Harden P/ 32- Massop K/	03:18	8-5	3	2.4242	6	0	0	1	1.3605
1- Hooks C/ 12- Rueppell S/ 21- Berry K/ 22- Golden K/ 45- Cullinan T/	03:07	5-0	5	1.6043	5	0	0	0	1.0246
1- Hooks C/ 2- Taylor T/ 3- Willis L/ 21- Berry K/ 22- Golden K/	02:43	5-4	1	1.8405	2	1	1	2	1.0000
0- Fields K/ 5- Allen T/ 11- Toffali L/ 12- Rueppell S/ 32- Massop K/	02:19	2-7	-5	0.8633	4	0	2	0	0.6944
0- Fields K/ 1- Hooks C/ 2- Taylor T/ 4- Hood L/ 15- Dillard M/	02:13	2-2	0	0.9023	2	0	2	1	0.4000
0- Fields K/ 3- Willis L/ 15- Dillard M/ 22- Golden K/ 24- Harden P/	01:58	3-2	1	1.5254	4	0	1	0	0.8721
3- Willis L/ 4- Hood L/ 12- Rueppell S/ 21- Berry K/ 32- Massop K/	01:41	5-7	-2	2.9703	1	0	0	2	1.6667
3- Willis L/ 12- Rueppell S/ 15- Dillard M/ 22- Golden K/ 45- Cullinan T/	01:33	4-6	-2	2.5806	1	0	1	0	1.3333
0- Fields K/ 2- Taylor T/ 3- Willis L/ 4- Hood L/ 21- Berry K/	01:00	0-3	-3	0.0000	0	0	1	0	0.0000
0- Fields K/ 1- Hooks C/ 2- Taylor T/ 4- Hood L/ 21- Berry K/	00:55	0-3	-3	0.0000	2	0	1	0	0.0000
2- Taylor T/ 3- Willis L/ 4- Hood L/ 11- Toffali L/ 21- Berry K/	00:41	2-3	-1	2.9268	0	0	0	0	2.0000
1- Hooks C/ 4- Hood L/ 11- Toffali L/ 21- Berry K/ 22- Golden K/	00:36	0-3	-3	0.0000	0	0	1	0	0.0000
3- Willis L/ 12- Rueppell S/ 21- Berry K/ 22- Golden K/ 45- Cullinan T/	00:36	0-0	0	0.0000	2	0	0	0	0.0000
1- Hooks C/ 2- Taylor T/ 3- Willis L/ 4- Hood L/ 15- Dillard M/	00:24	0-4	-4	0.0000	0	0	1	0	0.0000
0- Fields K/ 1- Hooks C/ 4- Hood L/ 21- Berry K/ 24- Harden P/	00:19	0-0	0	0.0000	0	0	0	0	0.0000
1- Hooks C/ 4- Hood L/ 12- Rueppell S/ 21- Berry K/ 32- Massop K/	00:18	0-3	-3	0.0000	0	0	0	0	0.0000
1- Hooks C/ 4- Hood L/ 11- Toffali L/ 21- Berry K/ 32- Massop K/	00:15	0-3	-3	0.0000	0	0	1	0	0.0000
1- Hooks C/ 5- Allen T/ 12- Rueppell S/ 21- Berry K/ 32- Massop K/	00:14	0-0	0	0.0000	0	1	0	0	0.0000
0- Fields K/ 3- Willis L/ 4- Hood L/ 15- Dillard M/ 24- Harden P/	00:13	0-0	0	0.0000	0	0	0	0	0.0000



**Kennesaw St. at Vanderbilt**

11/06/23 Memorial Gymnasium, Nashville  
2023-24 Women's Basketball

Game Time: 11:00 AM

Game Duration: 1:51

Attendance: 1

Officials: Eric Brewton, Ashlee Goode, Sarah Williams

**Vanderbilt**

Lineup	Time	Score	Score Diff	Pts/Min	Reb	Stl	Tov	Ass	PPP
3- Cambridge J/ 11- Oliver J/ 23- Moore I/ 24- Makurat A/ 35- Washington S/	05:30	10-6	4	1.8182	3	4	3	4	0.9191
2- Brown J/ 5- Allen R/ 12- Pierre K/ 21- LaChance B/ 24- Makurat A/	04:46	3-10	-7	0.6294	3	0	0	1	0.4360
4- Greene M/ 11- Oliver J/ 13- Pissott J/ 23- Moore I/ 24- Makurat A/	03:12	6-5	1	1.8750	2	0	0	2	1.2000
2- Brown J/ 5- Allen R/ 14- Mitchell A/ 21- LaChance B/ 24- Makurat A/	02:33	7-2	5	2.7451	0	1	1	1	1.8617
3- Cambridge J/ 11- Oliver J/ 13- Pissott J/ 23- Moore I/ 35- Washington S/	02:16	8-0	8	3.5294	3	1	0	1	1.6807
3- Cambridge J/ 4- Greene M/ 12- Pierre K/ 13- Pissott J/ 35- Washington S/	02:03	4-3	1	1.9512	4	0	0	1	1.6393
3- Cambridge J/ 5- Allen R/ 13- Pissott J/ 23- Moore I/ 35- Washington S/	01:59	10-5	5	5.0420	3	0	0	4	2.0000
3- Cambridge J/ 4- Greene M/ 11- Oliver J/ 13- Pissott J/ 35- Washington S/	01:53	3-2	1	1.5929	3	1	1	0	1.0417
3- Cambridge J/ 11- Oliver J/ 12- Pierre K/ 23- Moore I/ 24- Makurat A/	01:38	6-2	4	3.6400	2	1	1	1	1.7442
2- Brown J/ 3- Cambridge J/ 4- Greene M/ 11- Oliver J/ 35- Washington S/	01:38	2-5	-3	1.2245	0	0	1	0	0.6944
4- Greene M/ 11- Oliver J/ 12- Pierre K/ 23- Moore I/ 24- Makurat A/	01:32	7-0	7	4.5652	1	2	0	1	2.3333
2- Brown J/ 4- Greene M/ 5- Allen R/ 11- Oliver J/ 13- Pissott J/	01:28	0-0	0	0.0000	3	0	0	0	0.0000
2- Brown J/ 4- Greene M/ 11- Oliver J/ 24- Makurat A/ 35- Washington S/	01:22	6-4	2	4.3902	1	0	0	1	2.0833
3- Cambridge J/ 12- Pierre K/ 13- Pissott J/ 23- Moore I/ 35- Washington S/	01:14	3-0	3	2.4324	2	0	1	1	0.6757
3- Cambridge J/ 4- Greene M/ 5- Allen R/ 12- Pierre K/ 13- Pissott J/	01:13	6-0	6	4.9315	2	0	0	2	2.4590
3- Cambridge J/ 4- Greene M/ 11- Oliver J/ 23- Moore I/ 35- Washington S/	01:04	6-0	6	5.6250	2	1	1	0	1.5464
2- Brown J/ 5- Allen R/ 12- Pierre K/ 13- Pissott J/ 21- LaChance B/	00:58	0-1	-1	0.0000	3	0	0	0	0.0000
2- Brown J/ 4- Greene M/ 5- Allen R/ 12- Pierre K/ 13- Pissott J/	00:51	5-0	5	5.8824	1	1	0	2	2.0492
2- Brown J/ 4- Greene M/ 5- Allen R/ 12- Pierre K/ 24- Makurat A/	00:41	2-2	0	2.9268	0	0	0	0	2.2727
3- Cambridge J/ 4- Greene M/ 11- Oliver J/ 24- Makurat A/ 35- Washington S/	00:38	0-2	-2	0.0000	0	0	0	0	0.0000
2- Brown J/ 12- Pierre K/ 13- Pissott J/ 21- LaChance B/ 24- Makurat A/	00:36	0-0	0	0.0000	0	0	0	0	0.0000
4- Greene M/ 11- Oliver J/ 12- Pierre K/ 13- Pissott J/ 23- Moore I/	00:32	2-2	0	3.7500	0	0	0	0	2.2727
3- Cambridge J/ 5- Allen R/ 12- Pierre K/ 23- Moore I/ 24- Makurat A/	00:22	2-0	2	5.4299	1	0	0	0	1.0638