



| Game 3 • Wake Forest |   |  |
|----------------------|---|--|
| Game                 | Vanderbilt (2-0, 0-0 SEC) vs. Wake Forest (1-0, 0-0 ACC)  | <br> |
| Date • Time          | Saturday, September 9 • 10 a.m. CT  |  |
| Site                 | Winston-Salem, N.C. • Allegacy Stadium (31,500) • FieldTurf   |  |
| Series               | Vanderbilt leads, 10-7-0  |  |
| Broadcast            | ACC Network<br><i>Courtney Lyle, Hutson Mason and Lericia Harris</i>  |  |
| Radio                | 102.5 The Game • Vanderbilt Athletics App • SiriusXM 133 or 191<br><i>Andrew Allegretta, Norman Jordan and Kevin Ingram</i> |  |

• Vanderbilt goes on the road for the first time this season after winning its first two contests at home. The Commodores visit Wake Forest on Saturday for the 18th meeting all-time against the Demon Deacons. Vanderbilt has won three of the last four meetings with two of those wins coming in Winston-Salem (2011, 2012).

• Vanderbilt handled business Saturday against Alabama A&M to move to 2-0 on the season with a 47-13 win. The Commodores put up 462 yards of total offense and scored 35 of their 47 points in the second half. **Will Sheppard** caught two touchdowns for the second consecutive game and **Sedrick Alexander** found the end zone twice on the ground.

• **Will Sheppard** went over 1,500 career receiving yards in the contest against Alabama A&M. He also had two receiving touchdowns that equaled his total from the previous week against Hawai'i and gave him four for the season. It is the second time in Sheppard's career that he has caught two touchdowns in consecutive games, as he also had two receiving touchdowns in back-to-back outings to open the 2022 season. With 17 career touchdown catches, Sheppard has tied Bucky Curtis (1947-50) for seventh in program history. Allama Matthews (1981-82) is sixth with 18.

• Vanderbilt has won four of its last five games dating to the 2022 season, securing wins over Kentucky, Florida, Hawai'i and Alabama A&M in that stretch. It marks the most successful run for the Commodores since they won five-of-six games at the end of the 2016 and beginning of the 2017 seasons and is just the second time since 2014 the Does have won four of five.

• Vanderbilt's special teams rank 10th in the nation per ESPN's FPI. The unit has produced an efficiency grade of 96.6. In the opener against Hawai'i, Vandy had a 97-yard kickoff return for a touchdown, a 27-yard punt return, averaged 53.7 yards on three punts with a long of 71 yards, notched two touchbacks on kickoffs and made all three PATs. Against Alabama A&M, Vandy blocked two punts, including one for a safety, produced a long punt return of 39 yards, a long kickoff return of 29 yards, made all six point-after attempts and made its lone field goal attempt of the year from 23 yards. Vanderbilt's special teams units has scored points in three of the last four games. In last season's penultimate game against Florida, long snapper **Wesley Schelling** recovered a fumbled punt in the end zone for a touchdown.

• The special teams performance over the first two games shows continued progress under associate head coach and special teams coordinator **Justin Lustig**. The Does ranked 117th in special teams (ESPN FPI) prior to Lustig's arrival and were 127th during his first season. In 2022, Vandy jumped to 44th in the nation (55.4). It was the fourth-largest jump in FBS, trailing only Mississippi State, West Virginia and UTEP, and Vanderbilt was one of just five teams in the nation to improve its special teams efficiency by at least 25 points.

| By The Numbers |   |
|----------------|---|
| 3              | Head coach Clark Lea is in his third season at his alma mater. The Commodores doubled their win total in Lea's second season in 2022 and won consecutive SEC games for the first time since 2018, defeating Kentucky and Florida, respectively.   |
| 17             | <b>Will Sheppard</b> has four touchdowns this season, hauling in a pair of scores in each of Vandy's first two contests. The senior has 17 career receiving touchdowns, which is seventh all-time at Vanderbilt.  |
| 97             | <b>Jayden McGowan's</b> 97-yard kickoff return for a touchdown against Hawai'i was the school's first since 2014 (Darius Sims vs. South Carolina 9.20.04) and was tied for the fourth-longest kick return for a touchdown in program history.   |
| 159            | Sophomore quarterback <b>AJ Swann</b> had 159 consecutive pass attempts to begin his career last season before throwing his first interception against Missouri. His 159 pass attempts marked the most pass attempts without an interception by a Vandy quarterback to begin his career since 1996 and the most by an SEC quarterback to begin his FBS career since 2002. |
| 2              | <b>De'Rickey Wright</b> has recorded two interceptions in a game twice in his career. Wright picked off two passes in Vandy's season-opening win over Hawai'i and tallied two interceptions against Ole Miss in 2022.   |
| 10k            | <b>Matthew Hayball</b> leads all active punters across all divisions of NCAA football (FBS, FCS, Division II and Division III) with 10,627 career punting yards. He is one of two punters in all four divisions to have eclipsed 10,000 career yards.   |

| 2023 Schedule (2-0, 0-0 SEC) |                    |                    |          |
|------------------------------|--------------------|--------------------|----------|
| Aug. 26                      | Hawai'i            | SEC Network        | W, 35-28 |
| Sept. 2                      | Alabama A&M        | ESPN+/SECN+        | W, 47-13 |
| Sept. 9                      | at Wake Forest     | ACC Network        | 10 a.m.  |
| Sept. 16                     | at UNLV            | CBS Sports Network | 6 p.m.   |
| Sept. 23                     | Kentucky*          |                    |          |
| Sept. 30                     | Missouri*          |                    |          |
| Oct. 7                       | at Florida*        |                    |          |
| Oct. 14                      | Georgia*           |                    |          |
| Oct. 21                      | Open Date          |                    |          |
| Oct. 28                      | at Ole Miss*       |                    |          |
| Nov. 4                       | Auburn*            |                    |          |
| Nov. 11                      | at South Carolina* |                    |          |
| Nov. 18                      | Open Date          |                    |          |
| Nov. 25                      | at Tennessee*      |                    |          |

\*SEC game • All times Central • Home games in bold • Rankings AP/Coaches

| Table of Contents |   |
|-------------------|---|
| 2                 | Numerical Roster  |
| 3                 | Alphabetical Roster                                       |
| 4                 | Academic & Eligibility Roster                             |
| 5                 | Quick Facts • Weekly Media Schedule • Pronunciation Guide |
| 6-9               | Game Notes (continued)                                    |
| 10-12             | Commodore Capsules  |
| 13                | Record When • Starter Sheet                               |
| 14                | Honors & Awards • Does in the NFL                         |
| 15                | Turnover Battle • Drive Charts • Third Down Breakdown     |
| 16                | Longest Plays • Big Plays                                 |
| 17                | Dynamite Rushes   |
| 18                | Dynamite Passes   |
| 19                | Scoring Drives  |
| 20-21             | Records At-A-Glance                                       |
| 22-46             | 2023 Statistics   |
| 47                | The Last Time   |

**Quote of the Week**

*“We have to go right back into it and continue to move forward. This team is not done growing. We’re going to take every opportunity we can to get to our highest level. Once we get there, we feel like we have a good team.”*

- Head Coach Clark Lea

**Roster - Numerical**
*Yr. = 2023-24 Academic Year | ANCHOR = LB/S | STAR = LB/DE*

| No. | Name                | Pos.   | Ht.  | Wt. | Yr. | Hometown                  | Previous School             | No. | Name                   | Pos.   | Ht.  | Wt. | Yr. | Hometown                 | Previous School                 |
|-----|---------------------|--------|------|-----|-----|---------------------------|-----------------------------|-----|------------------------|--------|------|-----|-----|--------------------------|---------------------------------|
| 0   | Aeneas DiCosmo      | STAR   | 6-3  | 247 | Gr. | Montclair, N.J.           | Bergen Catholic/Stanford    | 43  | Dominic Rezac          | ANCHOR | 6-1  | 190 | So. | Omaha, Neb.              | Westside                        |
| 1   | CJ Taylor           | ANCHOR | 6-1  | 201 | Jr. | McMinnville, Tenn.        | Warren County               | 44  | Ethan Crisp            | ANCHOR | 6-3  | 220 | Fr. | Mount Juliet, Tenn.      | Mount Juliet                    |
| 2   | Walter Taylor       | QB     | 6-7  | 235 | So. | Jackson, Ala.             | Jackson                     | 45  | Matthew Hayball        | P      | 6-1  | 187 | Gr. | West Adelaide, Australia | Sacred Heart/Florida Atlantic   |
| 2   | De'Rickey Wright    | S      | 6-4  | 217 | Sr. | Gadsden, Ala.             | Gadsden City                | 45  | Dante Kelly            | ANCHOR | 6-3  | 201 | Fr. | Itta Bena, Miss.         | Lefflore County                 |
| 3   | Quincy Skinner Jr.  | WR     | 6-2  | 205 | Jr. | Pompano Beach, Fla.       | St. Thomas Aquinas          | 46  | Mustafa Dannett        | CB     | 6-0  | 175 | So. | New London, Conn.        | New London                      |
| 4   | Patrick Smith       | RB     | 5-9  | 189 | Jr. | Egg Harbor Township, N.J. | Holy Spirit                 | 46  | AJ Newberry            | RB     | 6-1  | 197 | Fr. | Grand Prairie, Texas     | South Grand Prairie             |
| 5   | Yilanan Ouattara    | DL     | 6-7  | 305 | So. | Cologne, Germany          | Cologne Crocodiles          | 47  | Isaiah Fontan          | RB     | 5-7  | 190 | So. | Hartford, Conn.          | Capital Prep                    |
| 5   | AJ Swann            | QB     | 6-3  | 228 | So. | White, Ga.                | Cherokee                    | 47  | Wesley Schelling       | LS     | 6-4  | 243 | Sr. | Nashville, Tenn.         | Pearl-Cohn                      |
| 6   | Jayden McGowan      | WR     | 5-8  | 181 | So. | Laurens, S.C.             | Laurens District 55         | 48  | Kamrean Johnson        | TE     | 6-5  | 221 | Fr. | Theodore, Ala.           | Theodore                        |
| 7   | Drew Dickey         | QB     | 6-1  | 215 | So. | Austin, Texas             | Regents School              | 49  | Chris Boyle            | TE     | 6-3  | 239 | Gr. | Columbus, Ohio           | Columbus Academy/Brown          |
| 7   | Marlen Sewell       | S      | 6-1  | 193 | Jr. | Birmingham, Ala.          | Shades Valley               | 50  | Bradley Ashmore ©      | OL     | 6-6  | 303 | Sr. | Neptune Beach, Fla.      | Fletcher Senior                 |
| 8   | Tyson Russell       | CB     | 5-11 | 185 | Jr. | Plantation, Fla.          | St. Thomas Aquinas          | 51  | Daniel Gaw             | STAR   | 6-2  | 230 | Jr. | Nashville, Tenn.         | Montgomery Bell Academy         |
| 8   | Ken Seals           | QB     | 6-3  | 220 | Sr. | Azle, Texas               | Weatherford                 | 52  | Kevo Wesley            | OL     | 6-4  | 317 | Sr. | Chicago, Ill.            | Curie                           |
| 9   | Daevion Davis       | DL     | 6-2  | 288 | Gr. | Madison, Ala.             | James Clemens               | 54  | Bryan Longwell         | LB     | 6-1  | 227 | Fr. | Nashville, Tenn.         | Lipscomb Academy                |
| 10  | Langston Patterson  | LB     | 6-1  | 230 | So. | Nashville, Tenn.          | Christ Presbyterian Academy | 55  | Gunnar Hansen          | OL     | 6-5  | 321 | Jr. | Boca Raton, Fla.         | St. Thomas Aquinas              |
| 11  | Darren Agu          | DE     | 6-6  | 242 | So. | London, England           | Rabun-Gap Nacoochee (Ga.)   | 56  | Alex Brown             | STAR   | 6-2  | 257 | Gr. | San Antonio, Texas       | Claudia Taylor Johnson          |
| 12  | Brennan Storer      | QB     | 5-11 | 198 | Fr. | Dallas, Texas             | Highland Park               | 56  | Jake Ketschek          | OL     | 6-5  | 320 | Jr. | Absecon, N.J.            | St. Augustine Prep              |
| 12  | Jeffrey Ugochukwu   | ANCHOR | 6-1  | 205 | So. | Richmond, Texas           | George Ranch                | 57  | Leyton Nelson          | OL     | 6-6  | 308 | So. | Orlando, Fla.            | Boone                           |
| 13  | Chase Gillespie     | RB     | 5-10 | 197 | So. | Tallahassee, Fla.         | Amos P. Godby               | 58  | Carson Casteel         | LB     | 6-2  | 222 | Jr. | Florence, Ala.           | Florence/Michigan State         |
| 14  | Will Sheppard       | WR     | 6-3  | 198 | Sr. | Mandeville, La.           | Mandeville                  | 59  | Ty Bartholomew         | ANCHOR | 6-1  | 198 | Fr. | Nashville, Tenn.         | Montgomery Bell Academy         |
| 15  | Nate Clifton ©      | DE     | 6-5  | 280 | Gr. | La Vergne, Tenn.          | Brentwood Academy           | 60  | Duncan MacDonald       | OL     | 6-5  | 295 | So. | Newbury, Mass.           | Milton Academy                  |
| 15  | Richie Hoskins      | WR     | 6-1  | 196 | Jr. | Lake Forest, Ill.         | Lake Forest/Middlebury      | 61  | Trent Weaver           | OL     | 6-3  | 320 | Sr. | St. Louis, Mo.           | St. Louis Univ. High School     |
| 16  | Cole Spence         | TE     | 6-7  | 243 | So. | Roswell, Ga.              | Mount Pisgah Christian      | 62  | Julian Hernandez       | OL     | 6-4  | 310 | Gr. | Davie, Fla.              | St. Thomas Aquinas              |
| 16  | Daveon Walker       | WR/CB  | 6-2  | 180 | So. | Warner Robins, Ga.        | Warner Robins               | 63  | Jacob Katona           | DL     | 6-5  | 264 | Jr. | Birmingham, Ala.         | Oak Mountain/Stanford           |
| 17  | Gamarion Carter     | WR     | 6-2  | 190 | Jr. | Toccoa, Ga.               | Stephens County             | 64  | Delfin Xavier Castillo | OL     | 6-5  | 361 | Jr. | Kissimmee, Fla.          | Osceola                         |
| 18  | Logan Kyle          | TE     | 6-3  | 224 | Sr. | Cypress, Texas            | Tomball Memorial            | 65  | Jacob Lurie            | K      | 5-9  | 175 | Sr. | Blue Point, N.Y.         | Bayport-Blue Point/Case Western |
| 18  | Hayden Moses        | QB     | 5-9  | 163 | Jr. | Hollis, N.H.              | Brighton Academy/Grinnell   | 66  | Anthony Miles          | OL     | 6-5  | 318 | Fr. | Birmingham, Ala.         | Ramsay                          |
| 19  | Kane Patterson ©    | LB     | 6-1  | 221 | Sr. | Nashville, Tenn.          | Christ Presbyterian/Clemson | 68  | Barrett Maddox         | OL     | 6-6  | 281 | Fr. | Clinton, Tenn.           | Clinton                         |
| 20  | Prince Kollie       | LB     | 6-1  | 221 | Jr. | Jonesborough, Tenn.       | David Crockett/Notre Dame   | 69  | Cooper Starks          | OL     | 6-5  | 329 | Fr. | Girard, Ill.             | North Mac                       |
| 21  | Savion Riley        | S      | 6-2  | 202 | So. | Acworth, Ga.              | Kennesaw Mountain           | 70  | David Siegel           | OL     | 6-6  | 293 | So. | New Canaan, Conn.        | The Hun School (N.J.)           |
| 22  | Bryce Cowan         | LB     | 6-4  | 225 | So. | Tallahassee, Fla.         | Amos P. Godby               | 71  | Gage Pitchford         | OL     | 6-6  | 315 | Jr. | Newnan, Ga.              | East Coweta                     |
| 23  | Jaylen Mahoney ©    | S      | 5-11 | 200 | Gr. | Rock Hill, S.C.           | South Pointe                | 72  | Levi Harber            | OL     | 6-4  | 283 | So. | Montrose, Mich.          | Hill-McCloy                     |
| 24  | Nicholas Rinaldi    | LB     | 6-3  | 232 | So. | Dover, Mass.              | Dover-Sherborn              | 73  | Charlie Clark          | OL     | 6-7  | 309 | Jr. | Madison, Wis.            | Edgewood                        |
| 25  | Dylan Betts-Pauley  | RB     | 5-11 | 234 | Jr. | Hoover, Ala.              | Hoover                      | 75  | Misael Sandoval        | OL     | 6-6  | 337 | Fr. | Chula Vista, Calif.      | St. Augustine                   |
| 25  | Martel Hight        | CB     | 6-0  | 175 | Fr. | Rome, Ga.                 | Rome                        | 76  | Grayson Morgan         | OL     | 6-5  | 280 | So. | Nashville, Tenn.         | Montgomery Bell Academy         |
| 26  | BJ Anderson         | CB     | 6-1  | 195 | Sr. | Andalusia, Ala.           | Andalusia                   | 77  | Junior Uzebu           | OL     | 6-6  | 330 | Gr. | Atlanta, Ga.             | Alpharetta                      |
| 27  | John Howse IV       | S      | 6-1  | 195 | Jr. | Nashville, Tenn.          | Brentwood                   | 78  | Keegan Wechsler        | OL     | 6-2  | 267 | Fr. | Frisco, Texas            | Legacy Christian Academy        |
| 28  | Sedrick Alexander   | RB     | 5-9  | 199 | Fr. | Austin, Texas             | LBJ                         | 79  | Conor Weasler          | P      | 6-0  | 181 | Fr. | Kentfield, Calif.        | Redwood                         |
| 29  | Miles Capers        | STAR   | 6-4  | 227 | Jr. | Sumter, S.C.              | Sumter                      | 80  | Wilson Long            | WR     | 6-1  | 198 | Sr. | Austin, Texas            | Regents School of Austin        |
| 30  | Trudell Berry       | CB     | 6-1  | 184 | So. | Baytown, Texas            | Lee                         | 81  | Hutch Baird            | WR     | 6-1  | 197 | Jr. | Concord, Ohio            | Mentor/Johns Hopkins            |
| 31  | Michael Spencer     | DL     | 6-4  | 323 | Sr. | Union, Ky.                | The Taft School             | 83  | London Humphreys       | WR     | 6-3  | 186 | Fr. | Nashville, Tenn.         | Christ Presbyterian Academy     |
| 31  | Landon Wells        | WR     | 5-10 | 180 | So. | Brentwood, Tenn.          | Brentwood Academy           | 84  | Justin Ball ©          | TE     | 6-6  | 247 | Gr. | Glenn Dale, Md.          | Gonzaga College High            |
| 32  | Ethan Barr ©        | LB     | 6-3  | 245 | Sr. | Flower Mound, Texas       | Marcus                      | 85  | Junior Sherrill        | WR     | 5-11 | 172 | Fr. | Nashville, Tenn.         | Lipscomb Academy                |
| 33  | BJ Diakite          | STAR   | 6-4  | 222 | So. | Pinson, Ala.              | Pinson Valley               | 86  | Josh Palmer            | TE     | 6-4  | 192 | Fr. | Selma, Ala.              | Montgomery Catholic             |
| 33  | Derek Kee           | WR     | 6-4  | 190 | Fr. | Trenton, Tenn.            | Peabody                     | 88  | Ezra McAllister        | WR     | 6-0  | 183 | Jr. | Marshall, Mich.          | Marshall                        |
| 34  | Quantaves Gaskins   | CB     | 6-1  | 190 | So. | Atlanta, Ga.              | Hapeville Charter School    | 88  | Brock Taylor           | K      | 6-1  | 156 | Fr. | Knoxville, Tenn.         | Knoxville Catholic              |
| 35  | Deago Benson        | RB     | 5-11 | 204 | Fr. | Midlothian, Texas         | Midlothian                  | 89  | Shawn Naim             | WR     | 6-3  | 205 | Gr. | Brecksville, Ohio        | Lutheran West/Akron             |
| 35  | Payne Daniel        | S      | 5-11 | 170 | Fr. | Nashville, Tenn.          | Montgomery Bell Academy     | 90  | Ted Gregoire           | DL     | 6-3  | 311 | Fr. | Jersey City, N.J.        | Hudson Catholic                 |
| 36  | Alan Wright         | CB     | 6-0  | 185 | Jr. | Fayetteville, Ga.         | Woodward Academy            | 91  | Christian James        | DL     | 6-4  | 290 | Gr. | Memphis, Tenn.           | Christian Brothers              |
| 37  | Jailen Ruth         | STAR   | 6-3  | 200 | Fr. | Hawthorne, Fla.           | Hawthorne                   | 92  | Evan Herrmann          | STAR   | 6-6  | 200 | Fr. | Sussex, Wis.             | Hamilton                        |
| 38  | Will Faris          | K      | 6-1  | 160 | Jr. | Dallas, Texas             | Lake Highlands              | 93  | Gabe Fisher            | FB     | 6-1  | 230 | Fr. | Nashville, Tenn.         | Montgomery Bell Academy         |
| 38  | Jalen Gilbert       | S      | 6-0  | 181 | Fr. | Round Rock, Texas         | Round Rock                  | 94  | Bradley Mann           | DL     | 6-6  | 281 | So. | Jacksonville, Fla.       | The Bolles School               |
| 39  | Jackson Heis        | WR     | 6-2  | 194 | Fr. | Dallas, Texas             | Highland Park               | 95  | Linus Zunk             | DE     | 6-6  | 263 | So. | Berlin, Germany          | Rabun Gap-Nacoochee (Ga.)       |
| 39  | Jameson Wharton     | CB     | 6-1  | 170 | So. | Hendersonville, Tenn.     | Hendersonville              | 96  | Brayden Bapst          | DL     | 6-8  | 275 | Gr. | Washington, D.C.         | St. John's College              |
| 40  | Mason Rohmiller     | K      | 6-1  | 195 | So. | Cincinnati, Ohio          | St. Xavier/San Diego        | 97  | Jacob Borcila          | K      | 6-1  | 191 | Gr. | Westerville, Ohio        | Westerville Central/Kansas      |
| 41  | Steven Sannieniola  | S      | 6-2  | 205 | So. | Bowie, Md.                | Quince Orchard              | 98  | De'Marion Thomas       | DL     | 6-2  | 321 | Fr. | Tulsa, Okla.             | Union                           |
| 42  | Errington Truesdell | LB     | 6-0  | 230 | Jr. | Duluth, Ga.               | Woodward Academy            | 99  | Devin Lee              | DL     | 6-2  | 290 | Jr. | McDonough, Ga.           | Ola                             |

**Roster - Alphabetical**
*Yr. = 2023-24 Academic Year | ANCHOR = LB/S | STAR = LB/DE*

| No. | Name                   | Pos.   | Ht.  | Wt. | Yr. | Hometown                 | Previous School               | No. | Name                | Pos.   | Ht.  | Wt. | Yr. | Hometown                  | Previous School                |
|-----|------------------------|--------|------|-----|-----|--------------------------|-------------------------------|-----|---------------------|--------|------|-----|-----|---------------------------|--------------------------------|
| 11  | Darren Agu             | DE     | 6-6  | 242 | So. | London, England          | Rabun-Gap Nacoochee (Ga.)     | 54  | Bryan Longwell      | LB     | 6-1  | 227 | Fr. | Nashville, Tenn.          | Lipscomb Academy               |
| 28  | Sedrick Alexander      | RB     | 5-9  | 199 | Fr. | Austin, Texas            | LBJ                           | 65  | Jacob Lurie         | K      | 5-9  | 175 | Sr. | Blue Point, N.Y.          | Bayport-BluePoint/Case Western |
| 26  | BJ Anderson            | CB     | 6-1  | 195 | Sr. | Andalusia, Ala.          | Andalusia                     | 60  | Duncan MacDonald    | OL     | 6-5  | 295 | So. | Newbury, Mass.            | Milton Academy                 |
| 50  | Bradley Ashmore ©      | OL     | 6-6  | 303 | Sr. | Neptune Beach, Fla.      | Fletcher Senior               | 68  | Barrett Maddox      | OL     | 6-6  | 281 | Fr. | Clinton, Tenn.            | Clinton                        |
| 81  | Hutch Baird            | WR     | 6-1  | 197 | Jr. | Concord, Ohio            | Mentor/Johns Hopkins          | 23  | Jaylen Mahoney ©    | S      | 5-11 | 200 | Gr. | Rock Hill, S.C.           | South Pointe                   |
| 84  | Justin Ball ©          | TE     | 6-6  | 247 | Gr. | Glenn Dale, Md.          | Gonzaga College High School   | 94  | Bradley Mann        | DL     | 6-6  | 281 | So. | Jacksonville, Fla.        | The Bolles School              |
| 96  | Brayden Bapst          | DL     | 6-8  | 275 | Gr. | Washington, D.C.         | St. John's College            | 88  | Ezra McAllister     | WR     | 6-0  | 183 | Jr. | Marshall, Mich.           | Marshall                       |
| 32  | Ethan Barr ©           | LB     | 6-3  | 245 | Sr. | Flower Mound, Texas      | Marcus                        | 6   | Jayden McGowan      | WR     | 5-8  | 181 | So. | Laurens, S.C.             | Laurens District 55            |
| 59  | Ty Bartholomew         | ANCHOR | 6-1  | 198 | Fr. | Nashville, Tenn.         | Montgomery Bell Academy       | 66  | Anthony Miles       | OL     | 6-5  | 318 | Fr. | Birmingham, Ala.          | Ramsay                         |
| 35  | Deago Benson           | RB     | 5-11 | 204 | Fr. | Midlothian, Texas        | Midlothian                    | 76  | Grayson Morgan      | OL     | 6-5  | 280 | So. | Nashville, Tenn.          | Montgomery Bell Academy        |
| 30  | Trudell Berry          | CB     | 6-1  | 184 | So. | Baytown, Texas           | Lee                           | 18  | Hayden Moses        | QB     | 5-9  | 163 | Jr. | Hollis, N.H.              | Brighton Academy/Grinnell      |
| 25  | Dylan Betts-Pauley     | RB     | 5-11 | 234 | Jr. | Hoover, Ala.             | Hoover                        | 89  | Shawn Naim          | WR     | 6-3  | 205 | Gr. | Brecksville, Ohio         | Lutheran West/Akron            |
| 97  | Jacob Borcila          | K      | 6-1  | 191 | Gr. | Westerville, Ohio        | Westerville Central/Kansas    | 57  | Leyton Nelson       | OL     | 6-6  | 308 | So. | Orlando, Fla.             | Boone                          |
| 49  | Chris Boyle            | TE     | 6-3  | 239 | Gr. | Columbus, Ohio           | Columbus Academy/Brown        | 46  | AJ Newberry         | RB     | 6-1  | 197 | Fr. | Grand Prairie, Texas      | South Grand Prairie            |
| 56  | Alex Brown             | STAR   | 6-2  | 257 | Gr. | San Antonio, Texas       | Claudia Taylor Johnson        | 5   | Yilanan Ouattara    | DL     | 6-7  | 305 | So. | Cologne, Germany          | Cologne Crocodiles             |
| 29  | Miles Capers           | STAR   | 6-4  | 227 | Jr. | Sumter, S.C.             | Sumter                        | 86  | Josh Palmer         | TE     | 6-4  | 192 | Fr. | Selma, Ala.               | Montgomery Catholic            |
| 17  | Gamarion Carter        | WR     | 6-2  | 190 | Jr. | Toccoa, Ga.              | Stephens County               | 19  | Kane Patterson ©    | LB     | 6-1  | 221 | Sr. | Nashville, Tenn.          | Christ Presbyterian/Clemson    |
| 58  | Carson Casteel         | LB     | 6-2  | 222 | Jr. | Florence, Ala.           | Florence/Michigan State       | 10  | Langston Patterson  | LB     | 6-1  | 230 | So. | Nashville, Tenn.          | Christ Presbyterian Academy    |
| 64  | Delfin Xavier Castillo | OL     | 6-5  | 361 | Jr. | Kissimmee, Fla.          | Osceola                       | 71  | Gage Pitchford      | OL     | 6-6  | 315 | Jr. | Newnan, Ga.               | East Coweta                    |
| 73  | Charlie Clark          | OL     | 6-7  | 309 | Jr. | Madison, Wisc.           | Edgewood                      | 43  | Dominic Rezac       | ANCHOR | 6-1  | 190 | So. | Omaha, Neb.               | Westside                       |
| 15  | Nate Clifton ©         | DE     | 6-5  | 280 | Gr. | La Vergne, Tenn.         | Brentwood Academy             | 21  | Savion Riley        | S      | 6-2  | 202 | So. | Acworth, Ga.              | Kennesaw Mountain              |
| 22  | Bryce Cowan            | LB     | 6-4  | 225 | So. | Tallahassee, Fla.        | Amos P. Godby                 | 24  | Nicholas Rinaldi    | LB     | 6-3  | 232 | So. | Dover, Mass.              | Dover-Sherborn                 |
| 44  | Ethan Crisp            | ANCHOR | 6-3  | 220 | Fr. | Mount Juliet, Tenn.      | Mount Juliet                  | 40  | Mason Rohmiller     | K      | 6-1  | 195 | So. | Cincinnati, Ohio          | St. Xavier/San Diego           |
| 35  | Payne Daniel           | S      | 5-11 | 170 | Fr. | Nashville, Tenn.         | Montgomery Bell Academy       | 8   | Tyson Russell       | CB     | 5-11 | 185 | Jr. | Plantation, Fla.          | St. Thomas Aquinas             |
| 46  | Mustafa Dannett        | CB     | 6-0  | 175 | So. | New London, Conn.        | New London                    | 37  | Jailen Ruth         | STAR   | 6-3  | 200 | Fr. | Hawthorne, Fla.           | Hawthorne                      |
| 9   | Daevion Davis          | DL     | 6-2  | 288 | Gr. | Madison, Ala.            | James Clemens                 | 75  | Misael Sandoval     | OL     | 6-6  | 337 | Fr. | Chula Vista, Calif.       | St. Augustine                  |
| 33  | BJ Diakite             | STAR   | 6-4  | 222 | So. | Pinson, Ala.             | Pinson Valley                 | 41  | Steven Sannieniola  | S      | 6-2  | 205 | So. | Bowie, Md.                | Quince Orchard                 |
| 7   | Drew Dickey            | QB     | 6-1  | 215 | So. | Austin, Texas            | Regents School                | 47  | Wesley Schelling    | LS     | 6-4  | 243 | Sr. | Nashville, Tenn.          | Pearl-Cohn                     |
| 0   | Aeneas DiCosmo         | STAR   | 6-3  | 247 | Gr. | Montclair, N.J.          | Bergen Catholic/Stanford      | 8   | Ken Seals           | QB     | 6-3  | 220 | Sr. | Azle, Texas               | Weatherford                    |
| 38  | Will Faris             | K      | 6-1  | 160 | Jr. | Dallas, Texas            | Lake Highlands                | 7   | Marlen Sewell       | S      | 6-1  | 193 | Jr. | Birmingham, Ala.          | Shades Valley                  |
| 93  | Gabe Fisher            | FB     | 6-1  | 230 | Fr. | Nashville, Tenn.         | Montgomery Bell Academy       | 14  | Will Sheppard       | WR     | 6-3  | 198 | Sr. | Mandeville, La.           | Mandeville                     |
| 47  | Isaiah Fontan          | RB     | 5-7  | 190 | So. | Hartford, Conn.          | Capital Prep                  | 85  | Junior Sherrill     | WR     | 5-11 | 172 | Fr. | Nashville, Tenn.          | Lipscomb Academy               |
| 34  | Quantaves Gaskins      | CB     | 6-1  | 190 | So. | Atlanta, Ga.             | Hapeville Charter School      | 70  | David Siegel        | OL     | 6-6  | 293 | So. | New Canaan, Conn.         | The Hun School (N.J.)          |
| 51  | Daniel Gaw             | STAR   | 6-2  | 230 | Jr. | Nashville, Tenn.         | Montgomery Bell Academy       | 3   | Quincy Skinner Jr.  | WR     | 6-2  | 205 | Jr. | Pompano Beach, Fla.       | St. Thomas Aquinas             |
| 38  | Jalen Gilbert          | S      | 6-0  | 181 | Fr. | Round Rock, Texas        | Round Rock                    | 4   | Patrick Smith       | RB     | 5-9  | 189 | Jr. | Egg Harbor Township, N.J. | Holy Spirit                    |
| 13  | Chase Gillespie        | RB     | 5-10 | 197 | So. | Tallahassee, Fla.        | Amos P. Godby                 | 16  | Cole Spence         | TE     | 6-7  | 243 | So. | Roswell, Ga.              | Mount Pisgah Christian         |
| 90  | Ted Gregoire           | DL     | 6-3  | 311 | Fr. | Jersey City, N.J.        | Hudson Catholic               | 31  | Michael Spencer     | DL     | 6-4  | 323 | Sr. | Union, Ky.                | The Taft School                |
| 55  | Gunnar Hansen          | OL     | 6-5  | 321 | Jr. | Boca Raton, Fla.         | St. Thomas Aquinas            | 69  | Cooper Starks       | OL     | 6-5  | 329 | Fr. | Girard, Ill.              | North Mac                      |
| 72  | Levi Harber            | OL     | 6-4  | 283 | So. | Montrose, Mich.          | Hill-McCloy                   | 12  | Brennan Storer      | QB     | 5-11 | 198 | Fr. | Dallas, Texas             | Highland Park                  |
| 45  | Matthew Hayball        | P      | 6-1  | 187 | Gr. | West Adelaide, Australia | Sacred Heart/Florida Atlantic | 5   | AJ Swann            | QB     | 6-3  | 228 | So. | White, Ga.                | Cherokee                       |
| 39  | Jackson Heis           | WR     | 6-2  | 194 | Fr. | Dallas, Texas            | Highland Park                 | 88  | Brock Taylor        | K      | 6-1  | 156 | Fr. | Knoxville, Tenn.          | Knoxville Catholic             |
| 62  | Julian Hernandez       | OL     | 6-4  | 310 | Gr. | Davie, Fla.              | St. Thomas Aquinas            | 1   | CJ Taylor           | ANCHOR | 6-1  | 201 | Jr. | McMinnville, Tenn.        | Warren County                  |
| 92  | Evan Herrmann          | STAR   | 6-6  | 200 | Fr. | Sussex, Wis.             | Hamilton                      | 2   | Walter Taylor       | QB     | 6-7  | 235 | So. | Jackson, Ala.             | Jackson                        |
| 25  | Martel Hight           | CB     | 6-0  | 175 | Fr. | Rome, Ga.                | Rome                          | 98  | De'Marion Thomas    | DL     | 6-2  | 321 | Fr. | Tulsa, Okla.              | Union                          |
| 15  | Richie Hoskins         | WR     | 6-1  | 196 | Jr. | Lake Forest, Ill.        | Lake Forest/Middlebury        | 42  | Errington Truesdell | LB     | 6-0  | 230 | Jr. | Duluth, Ga.               | Woodward Academy               |
| 27  | John Howse IV          | S      | 6-1  | 195 | Jr. | Nashville, Tenn.         | Brentwood                     | 12  | Jeffrey Ugochukwu   | ANCHOR | 6-1  | 205 | So. | Richmond, Texas           | George Ranch                   |
| 83  | London Humphreys       | WR     | 6-3  | 186 | Fr. | Nashville, Tenn.         | Christ Presbyterian Academy   | 77  | Junior Uzebu        | OL     | 6-6  | 330 | Gr. | Atlanta, Ga.              | Alpharetta                     |
| 91  | Christian James        | DL     | 6-4  | 290 | Gr. | Memphis, Tenn.           | Christian Brothers            | 16  | Daveon Walker       | WR/CB  | 6-2  | 180 | So. | Warner Robins, Ga.        | Warner Robins                  |
| 48  | Kamrean Johnson        | TE     | 6-5  | 221 | Fr. | Theodore, Ala.           | Theodore                      | 79  | Conor Weasler       | P      | 6-0  | 181 | Fr. | Kentfield, Calif.         | Redwood                        |
| 63  | Jacob Katona           | DL     | 6-5  | 264 | Jr. | Birmingham, Ala.         | Oak Mountain/Stanford         | 61  | Trent Weaver        | OL     | 6-3  | 320 | Sr. | St. Louis, Mo.            | St. Louis Univ. High School    |
| 33  | Derek Kee              | WR     | 6-4  | 190 | Fr. | Trenton, Tenn.           | Peabody                       | 78  | Keegan Wechsler     | OL     | 6-2  | 267 | Fr. | Frisco, Texas             | Legacy Christian Academy       |
| 45  | Dante Kelly            | ANCHOR | 6-3  | 201 | Fr. | Itta Bena, Miss.         | Leflore County                | 31  | Landon Wells        | WR     | 5-10 | 180 | So. | Brentwood, Tenn.          | Brentwood Academy              |
| 56  | Jake Ketschek          | OL     | 6-5  | 320 | Jr. | Absecon, N.J.            | St. Augustine Prep            | 52  | Kevo Wesley         | OL     | 6-4  | 317 | Sr. | Chicago, Ill.             | Curie                          |
| 20  | Prince Kolliie         | LB     | 6-1  | 221 | Jr. | Jonesborough, Tenn.      | David Crockett/Notre Dame     | 39  | Jameson Wharton     | CB     | 6-1  | 170 | So. | Hendersonville, Tenn.     | Hendersonville                 |
| 18  | Logan Kyle             | TE     | 6-3  | 224 | Sr. | Cypress, Texas           | Tomball Memorial              | 36  | Alan Wright         | CB     | 6-0  | 185 | Jr. | Fayetteville, Ga.         | Woodward Academy               |
| 99  | Devin Lee              | DL     | 6-2  | 290 | Jr. | McDonough, Ga.           | Ola                           | 2   | De'Rickey Wright    | S      | 6-4  | 217 | Sr. | Gadsden, Ala.             | Gadsden City                   |
| 80  | Wilson Long            | WR     | 6-1  | 198 | Sr. | Austin, Texas            | Regents School of Austin      | 95  | Linus Zunk          | DE     | 6-6  | 263 | So. | Berlin, Germany           | Rabun Gap-Nacoochee (Ga.)      |

**Roster - Academic & Eligibility**
*Yr. = 2023-24 Academic Year | Eligibility = Seasons of eligibility remaining entering 2023, including applicable covid years*

| No. | Name                   | Pos.   | Yr. | Eligibility | Major  | No. | Name                | Pos.   | Yr. | Eligibility | Major                                   |
|-----|------------------------|--------|-----|-------------|--|-----|---------------------|--------|-----|-------------|---|
| 11  | Darren Agu             | DE     | So. | 3           | Undeclared                                       | 54  | Bryan Longwell      | LB     | Fr. | 4           | Undeclared                              |
| 28  | Sedrick Alexander      | RB     | Fr. | 4           | Undeclared                                       | 65  | Jacob Lurie         | K      | Sr. | 3           | Computer Science                        |
| 26  | BJ Anderson            | CB     | Sr. | 1           | Medicine, Health and Society & Sociology         | 60  | Duncan MacDonald    | OL     | So. | 4           | Human and Organizational Development    |
| 50  | Bradley Ashmore ©      | OL     | Sr. | 2           | Human and Organizational Development             | 68  | Barrett Maddox      | OL     | Fr. | 4           | Undeclared                              |
| 81  | Hutch Baird            | WR     | Jr. | 3           | Human and Organizational Development             | 23  | Jaylen Mahoney ©    | S      | Gr. | 1           | Learning, Diversity and Urban Studies   |
| 84  | Justin Ball ©          | TE     | Gr. | 2           | Leadership and Organizational Performance        | 94  | Bradley Mann        | DL     | So. | 4           | Human and Organizational Development    |
| 96  | Brayden Bapst          | DL     | Gr. | 2           | Marketing  | 88  | Ezra McAllister     | WR     | Jr. | 3           | Medicine, Health and Society            |
| 32  | Ethan Barr ©           | LB     | Sr. | 2           | Human and Organizational Development             | 6   | Jayden McGowan      | WR     | So. | 3           | Medicine, Health and Society            |
| 59  | Ty Bartholomew         | ANCHOR | Fr. | 4           | Undeclared                                       | 66  | Anthony Miles       | OL     | Fr. | 4           | Undeclared                              |
| 35  | Deago Benson           | RB     | Fr. | 4           | Undeclared                                       | 76  | Grayson Morgan      | OL     | So. | 4           | Undeclared                              |
| 30  | Trudell Berry          | CB     | So. | 3           | Human and Organizational Development             | 18  | Hayden Moses        | QB     | Jr. | 3           | Human and Organizational Development    |
| 25  | Dylan Betts-Pauley     | RB     | Jr. | 3           | Medicine, Health and Society                     | 89  | Shawn Naim          | WR     | Gr. | 2           | Medicine, Health and Society            |
| 97  | Jacob Borcila          | K      | Gr. | 2           | Leadership and Organizational Performance        | 57  | Leyton Nelson       | OL     | So. | 4           | Undeclared                              |
| 49  | Chris Boyle            | TE     | Gr. | 1           | Finance  | 46  | AJ Newberry         | RB     | Fr. | 4           | Undeclared                              |
| 56  | Alex Brown             | STAR   | Gr. | 1           | Learning, Diversity and Urban Studies            | 5   | Yilanan Ouattara    | DL     | So. | 3           | Undeclared                              |
| 29  | Miles Capers           | STAR   | Jr. | 3           | Medicine, Health and Society                     | 86  | Josh Palmer         | TE     | Fr. | 4           | Undeclared                              |
| 17  | Gamarion Carter        | WR     | Jr. | 3           | Undeclared                                       | 19  | Kane Patterson ©    | LB     | Sr. | 1           | Medicine, Health and Society            |
| 58  | Carson Casteel         | LB     | Jr. | 3           | Human and Organizational Development             | 10  | Langston Patterson  | LB     | So. | 3           | Human and Organizational Development    |
| 64  | Delfin Xavier Castillo | OL     | Jr. | 2           | Medicine, Health and Society                     | 71  | Gage Pitchford      | OL     | Jr. | 3           | Engineering Science                     |
| 73  | Charlie Clark          | OL     | Jr. | 3           | Political Science                                | 43  | Dominic Rezac       | ANCHOR | So. | 4           | Human and Organizational Development    |
| 15  | Nate Clifton ©         | DE     | Gr. | 2           | Learning, Diversity and Urban Studies            | 21  | Savion Riley        | S      | So. | 4           | Undeclared                              |
| 22  | Bryce Cowan            | LB     | So. | 4           | Undeclared                                       | 24  | Nicholas Rinaldi    | LB     | So. | 4           | Undeclared                              |
| 44  | Ethan Crisp            | ANCHOR | Fr. | 4           | Undeclared                                       | 40  | Mason Rohmiller     | K      | So. | 4           | Cognitive Studies                       |
| 35  | Payne Daniel           | S      | Fr. | 4           | Undeclared                                       | 8   | Tyson Russell       | CB     | Jr. | 2           | Human and Organizational Development    |
| 46  | Mustafa Dannett        | CB     | So. | 4           | Human and Organizational Development             | 37  | Jailen Ruth         | STAR   | Fr. | 4           | Undeclared                              |
| 9   | Daevion Davis          | DL     | Gr. | 2           | Learning, Diversity and Urban Studies            | 75  | Misael Sandoval     | OL     | Fr. | 4           | Undeclared                              |
| 33  | BJ Diakite             | STAR   | So. | 3           | Undeclared                                       | 41  | Steven Sannieniola  | S      | So. | 3           | Communication Studies                   |
| 7   | Drew Dickey            | QB     | So. | 4           | Human and Organizational Development             | 47  | Wesley Schelling    | LS     | Sr. | 2           | Electrical and Computer Engineering     |
| 0   | Aeneas DiCosmo         | STAR   | Gr. | 2           | Finance  | 8   | Ken Seals           | QB     | Sr. | 3           | Human and Organizational Development    |
| 38  | Will Faris             | K      | Jr. | 3           | Human and Organizational Development             | 7   | Marlen Sewell       | S      | Jr. | 3           | Medicine, Health and Society            |
| 93  | Gabe Fisher            | FB     | Fr. | 4           | Undeclared                                       | 14  | Will Sheppard       | WR     | Sr. | 2           | Medicine, Health and Society            |
| 47  | Isaiah Fontan          | RB     | So. | 4           | Human and Organizational Development             | 85  | Junior Sherrill     | WR     | Fr. | 4           | Undeclared                              |
| 34  | Quantaves Gaskins      | CB     | So. | 4           | Communication of Science and Technology          | 70  | David Siegel        | OL     | So. | 4           | Human and Organizational Development    |
| 51  | Daniel Gaw             | STAR   | Jr. | 3           | Human & Organizational Development and Economics | 3   | Quincy Skinner Jr.  | WR     | Jr. | 2           | Communication Studies                   |
| 38  | Jalen Gilbert          | S      | Fr. | 4           | Undeclared                                       | 4   | Patrick Smith       | RB     | Jr. | 2           | Medicine, Health and Society            |
| 13  | Chase Gillespie        | RB     | So. | 4           | Undeclared                                       | 16  | Cole Spence         | TE     | So. | 4           | Human and Organizational Development    |
| 90  | Ted Gregoire           | DL     | Fr. | 4           | Undeclared                                       | 31  | Michael Spencer     | DL     | Sr. | 3           | Engineering Science                     |
| 55  | Gunnar Hansen          | OL     | Jr. | 3           | Human and Organizational Development             | 69  | Cooper Starks       | OL     | Fr. | 4           | Undeclared                              |
| 72  | Levi Harber            | OL     | So. | 4           | Undeclared                                       | 12  | Brennan Storer      | QB     | Fr. | 4           | Undeclared                              |
| 45  | Matthew Hayball        | P      | Gr. | 1           | Leadership and Organizational Performance        | 5   | AJ Swann            | QB     | So. | 3           | Medicine, Health and Society            |
| 39  | Jackson Heis           | WR     | Fr. | 4           | Human and Organizational Development             | 88  | Brock Taylor        | K      | Fr. | 4           | Undeclared                              |
| 62  | Julian Hernandez       | OL     | Gr. | 2           | Human Development Studies                        | 1   | CJ Taylor           | ANCHOR | Jr. | 2           | Medicine, Health and Society            |
| 92  | Evan Herrmann          | STAR   | Fr. | 4           | Undeclared                                       | 2   | Walter Taylor       | QB     | So. | 4           | Undeclared                              |
| 25  | Martel Hight           | CB     | Fr. | 4           | Undeclared                                       | 98  | De'Marion Thomas    | DL     | Fr. | 4           | Undeclared                              |
| 15  | Richie Hoskins         | WR     | Jr. | 3           | Economics  | 42  | Errington Truesdell | LB     | Jr. | 3           | Communication Studies                   |
| 27  | John Howse IV          | S      | Jr. | 3           | Medicine, Health and Society                     | 12  | Jeffrey Ugochukwu   | ANCHOR | So. | 3           | Undeclared                              |
| 83  | London Humphreys       | WR     | Fr. | 4           | Undeclared                                       | 77  | Junior Uzebu        | OL     | Gr. | 2           | Learning, Diversity and Urban Studies   |
| 91  | Christian James        | DL     | Gr. | 2           | Marketing  | 16  | Daveon Walker       | WR/CB  | So. | 4           | Undeclared                              |
| 48  | Kamrean Johnson        | TE     | Fr. | 4           | Undeclared                                       | 79  | Conor Weasler       | P      | Fr. | 4           | Undeclared                              |
| 63  | Jacob Katona           | DL     | Jr. | 3           | Mechanical Engineering                           | 61  | Trent Weaver        | OL     | Sr. | 3           | Electrical and Computer Engineering     |
| 33  | Derek Kee              | WR     | Fr. | 4           | Undeclared                                       | 78  | Keegan Wechsler     | OL     | Fr. | 4           | Undeclared                              |
| 45  | Dante Kelly            | ANCHOR | Fr. | 4           | Undeclared                                       | 31  | Landon Wells        | WR     | So. | 4           | Human and Organizational Development    |
| 56  | Jake Ketschek          | OL     | Jr. | 3           | Medicine, Health and Society                     | 52  | Kevo Wesley         | OL     | Sr. | 3           | Political Science                       |
| 20  | Prince Kollie          | LB     | Jr. | 2           | Sociology  | 39  | Jameson Wharton     | CB     | So. | 4           | Undeclared                              |
| 18  | Logan Kyle             | TE     | Sr. | 3           | Medicine, Health and Society                     | 36  | Alan Wright         | CB     | Jr. | 3           | Communication of Science and Technology |
| 99  | Devin Lee              | DL     | Jr. | 2           | Medicine, Health and Society                     | 2   | De'Rickey Wright    | S      | Sr. | 2           | Sociology                               |
| 80  | Wilson Long            | WR     | Sr. | 3           | Human and Organizational Development             | 95  | Linus Zunk          | DE     | So. | 4           | Undeclared                              |



## 2023 Quick Facts

|   |  |
|---|--|
| Name  | Vanderbilt University  |
| Location  | Nashville, Tenn.   |
| Founded   | 1873   |
| Enrollment  | 7,057 (undergraduate) • 12,309 (total)   |
| Nickname  | Commodores   |
| Colors  | Black & Gold   |
| Stadium   | FirstBank Stadium (28,500*)<br><i>*Temporary capacity due to construction</i>                                  |
| Surface   | Artificial • Shaw Sports Powerblade  |
| Conference  | Southeastern (East)  |
| Affiliation   | NCAA Division I FBS  |
| Chancellor  | Daniel Diermeier   |
| Vice Chancellor/Athletics Director  | Candice Storey Lee   |
| Faculty Athletics Rep   | Tracey George  |
| Website   | <a href="http://VUCommodores.com">VUCommodores.com</a>   |
| Coaching Staff  |  |
| Head Coach  | Clark Lea (Vanderbilt '04 • third season)  |
| Associate Head Coach • Special Teams Coord. • Tight Ends                                  | Justin Lustig (Bucknell '00 • third season)  |
| Offensive Coordinator • Quarterbacks  | Joey Lynch (Ball State '07 • third season)   |
| Defensive Coordinator   | Nick Howell (Weber State '05 • second season)  |
| Defensive Run Game Coordinator • Linebackers  | Nick Lezynski (Notre Dame '11 • second season)   |
| Offensive Line  | AJ Blazek (Iowa '02 • third season)  |
| Defensive Ends  | Jovan Haye (Vanderbilt '07 • sixth season)   |
| Defensive Line  | Larry Black (Indiana '12 • second season)  |
| Defensive Backs   | Dan Jackson (Omaha '05 • second season)  |
| Wide Receivers  | Alex Bailey (Youngstown State '07 • second season)   |
| Running Backs   | Jayden Everett (Indiana State '09 • first season)  |
| About the Commodores  |  |
| 2022 Record • SEC Record/Finish   | 5-7 • 2-6/7th East   |
| Starters Returning/Lost   | 18/7 (9/2 Offense • 7/4 Defense • 2/1 ST)  |
| Letterwinners Returning/Lost  | 55/24 (21/10 Offense • 30/12 Defense • 4/2 ST)   |
| 2023 Captains   |  |
| Bradley Ashmore, Justin Ball, Ethan Barr, Nate Clifton, Jaylen Mahoney and Kane Patterson |  |
| Vanderbilt Football History   |  |
| First Season  | 1890   |
| All-Time Record   | 618-655-50 (.485)  |
| Seasons   | 133  |
| Bowl Record   | 4-4-1  |
| Last Bowl   | 2018 Texas Bowl vs. Baylor (L, 38-45)  |
| Athletics Communications  |  |
| Director • Football Communications<br><i>Primary Contact</i>                              | Michael Scholl<br><a href="mailto:mike.scholl@vanderbilt.edu">mike.scholl@vanderbilt.edu</a> • 574-876-6248    |
| Associate Athletics Director • Communications<br><i>Secondary Contact/Credentials</i>     | Brian Fremund<br><a href="mailto:brian.fremund@vanderbilt.edu">brian.fremund@vanderbilt.edu</a> • 251-623-3191 |
| Associate Director  | Will Owens • <a href="mailto:will.owens@vanderbilt.edu">will.owens@vanderbilt.edu</a>                          |
| Associate Director  | Chris Caskey • <a href="mailto:christopher.d.caskey@vanderbilt.edu">christopher.d.caskey@vanderbilt.edu</a>    |
| Associate Director  | Laura Topp • <a href="mailto:laura.topp@vanderbilt.edu">laura.topp@vanderbilt.edu</a>                          |
| Assistant Director  | Pilar Ballough • <a href="mailto:pilar.ballough@vanderbilt.edu">pilar.ballough@vanderbilt.edu</a>              |
| Digital Media Hub   | <a href="http://VUCommodores.com/pressbox">VUCommodores.com/pressbox</a>                                       |
| Credential Applications   | <a href="http://sportssystems.com/vanderbilt">sportssystems.com/vanderbilt</a>                                 |

## Weekly Media Schedule

|                            |                      |  |
|----------------------------|----------------------|--|
| Commodore Hour             |                      |  |
| Monday                     | 6:30 p.m.            | Show begins at 6 p.m., Coach Lea appears at 6:30 p.m. (102.5 The Game & Commodore Grille)        |
| Selected Student-Athletes  |                      |  |
| Tuesday                    | 10:45 a.m. (approx.) | Post-practice at McGugin Center (on-field)   |
| Clark Lea Press Conference |                      |  |
|                            | 1 p.m.               | Live on ESPN app and @VandyFootball (X/Twitter)<br>In-person at McGugin Center (Team Auditorium) |
| SEC Teleconference         |                      |  |
| Wednesday                  | 12:20 p.m.           | Coach Lea at 12:20 p.m., call begins at 10 a.m.<br>Contact Michael Scholl for call-in details    |
| Clark Lea Availability     |                      |  |
| Thursday                   | 10:50 a.m. (approx.) | Post-practice at FirstBank Stadium (on-field)  |

## Pronunciation Guide

| No. | Name                   | Pos.   | Ht.  | Wt. | Yr. | Pronunciation                              |
|-----|------------------------|--------|------|-----|-----|--|
| 0   | Aeneas DiCosmo         | STAR   | 6-3  | 247 | Gr. | a-NEE-iss • duh-coz-MO                     |
| 2   | De'Rickey Wright       | S      | 6-4  | 217 | Sr. | DUH-rickey                                 |
| 4   | Patrick Smith          | RB     | 5-9  | 189 | Jr. | Nickname “Cheeks”                          |
| 5   | Yılanan Ouattara       | DL     | 6-7  | 305 | So. | Goes by E-sah • wah-TAH-ha                 |
| 9   | Daevion Davis          | DL     | 6-2  | 288 | Gr. | DAY-vee-awn                                |
| 11  | Darren Agu             | DE     | 6-6  | 242 | So. | AH-goo                                     |
| 12  | Brennan Storer         | QB     | 5-11 | 198 | Fr. | STORE-er                                   |
| 12  | Jeffrey Ugochukwu      | ANCHOR | 6-1  | 205 | So. | oo-gah-CHUK-wu                             |
| 16  | Daveon Walker          | WR     | 6-2  | 180 | So. | DAY-vee-awn                                |
| 17  | Gamarion Carter        | WR     | 6-2  | 190 | Jr. | GUH-mar-E-awn                              |
| 21  | Savion Riley           | S      | 6-2  | 202 | So. | SAY-vee-awn                                |
| 24  | Nicholas Rinaldi       | LB     | 6-3  | 232 | So. | ruh-NAL-dee                                |
| 25  | Martel Hight           | CB     | 6-0  | 175 | Fr. | height                                     |
| 27  | John Howse IV          | S      | 6-1  | 195 | Jr. | house                                      |
| 28  | Sedrick Alexander      | RB     | 5-9  | 199 | Fr. | ced-RICK                                   |
| 33  | BJ Diakite             | STAR   | 6-4  | 222 | So. | duh-KAT-e                                  |
| 34  | Quantaves Gaskins      | CB     | 6-1  | 190 | So. | goes by “Gumbo”                            |
| 35  | Deago Benson           | RB     | 5-11 | 204 | Fr. | de-AY-go (like San Diego)                  |
| 36  | Alan Wright            | CB     | 6-0  | 185 | Jr. | nickname “Taco”                            |
| 37  | Jailen Ruth            | STAR   | 6-3  | 200 | Fr. | JAY-lin                                    |
| 39  | Jackson Heis           | WR     | 6-2  | 194 | Fr. | hice (rhymes with ice)                     |
| 40  | Mason Rohmiller        | K      | 6-1  | 195 | So. | ROW-miller                                 |
| 41  | Steven Sannieniola     | S      | 6-2  | 205 | So. | san-IN-nee-OLA                             |
| 43  | Dominic Rezac          | ANCHOR | 6-1  | 190 | So. | REE-zak                                    |
| 46  | Mustafa Dannett        | CB     | 6-0  | 175 | So. | dah-NET                                    |
| 47  | Isaiah Fontan          | RB     | 5-7  | 190 | So. | FON-tan                                    |
| 48  | Kamrean Johnson        | TE     | 6-5  | 221 | Fr. | KAM-ren (or Kam)                           |
| 52  | Kevo Wesley            | OL     | 6-4  | 317 | Sr. | KEY-vo                                     |
| 56  | Jake Ketschek          | OL     | 6-5  | 320 | Jr. | KET-shek                                   |
| 64  | Delfin Xavier Castillo | OL     | 6-5  | 361 | Jr. | (drop Delfin) ZAY-veer • cass-TEE-oh       |
| 65  | Jacob Lurie            | K      | 5-9  | 175 | Sr. | lur-E                                      |
| 70  | David Siegel           | OL     | 6-6  | 293 | So. | SEE-guhl                                   |
| 75  | Misael Sandoval        | OL     | 6-6  | 337 | Fr. | MEE-sy-el (or Misa/MEE-sah) • san-DUH-vaal |
| 77  | Junior Uzebu           | OL     | 6-6  | 330 | Gr. | oo-ZEE-boo                                 |
| 78  | Keegan Wechsler        | OL     | 6-2  | 267 | Fr. | WEX-ler                                    |
| 79  | Conor Weasler          | P      | 6-0  | 181 | Fr. | WEE-zler                                   |
| 85  | Junior Sherrill        | WR     | 5-11 | 172 | Fr. | SHER-ill                                   |
| 89  | Shawn Naim             | WR     | 6-3  | 205 | Gr. | name                                       |
| 90  | Ted Gregoire           | DL     | 6-3  | 311 | Fr. | GREG-war                                   |
| 97  | Jacob Borcila          | K      | 6-1  | 191 | Gr. | bore-CHILL-uh                              |

## Game Notes (continued)

- After committing eight penalties in the season-opener, Vanderbilt was flagged just three times against Alabama A&M. The Commodores drew the fewest flags in the SEC a season ago and third-fewest in the league in 2021.
- **De'Rickey Wright** was named Defensive Player of the Week by the Reese's Senior Bowl after his two-interception performance in Week 0. Wright has two multi-INT games to his name after picking off two passes against Ole Miss last season.
- **Patrick Smith** scored the first touchdown of 2023 on a 21-yard rush. Vanderbilt's first drive of the season went four plays for 32 yards over 1:22. This marked his third career rushing touchdown.
- In the last 37 nonconference, regular season contests, dating to the 2013 season, Vanderbilt is 28-10. Vanderbilt has won 20 of its last 22 games against non-Power 5 opponents, including all three of its matchups last season.
- Those visiting Nashville this season will take notice of the ongoing Vandy United projects that include enhancements in the north and south end zones at FirstBank Stadium. An integral part of Vanderbilt's recently launched \$3.2 billion Dare to Grow campaign, the largest in the university's 150-year history, Vandy United's next phase looks to build on its foundation with more facilities and operational enhancements.
- Vanderbilt developed an identity over the course of the 2022 season that saw the Commodores play disciplined, maximize possessions and protect the quarterback (see Page 9).
- In his third season at the helm of his alma mater, Vanderbilt football coach Clark Lea signed a contract extension to remain in his native Nashville. Athletics director Candice Storey Lee announced the extension in July.
- Vanderbilt ranked 21st in FBS and fourth in the SEC in time of possession last season, averaging 32:03 per game. The Commodores have averaged over 30 minutes of possession per game in both seasons under Lea.
- The Dores notched four defensive touchdowns in 2022. That figure led the SEC and ranked fourth nationally. The four scores came after Vanderbilt did not score a defensive touchdown in 2021.
- With just six interceptions a season ago, Vanderbilt threw the second-fewest picks in the SEC and ranked 12th in FBS. Season-over-season, the Dores sliced their number of interceptions by more than half in 2022. In 2021, Vandy threw 14 interceptions, worst in the SEC and 110th nationally.
- The offensive line, known as the "Grease Gang," allowed 1.25 sacks per game last season, an improvement of 1.08 sacks per game over 2021. The mark ranked fourth in the SEC and 26th nationally. Vandy was one of 10 Power 5 teams to drop its sacks per game rate by more than one per contest from 2021 to 2022.
- Over his first two seasons at his alma mater, Lea has snapped multiple inherited streaks that included the first win since 2019, first road win since 2018, first SEC win since 2019, first Power 5 win since 2019, first SEC road win since 2018, first win against Florida since 2013 and first home win versus the Gators since 1988.
- With the five victories last season, Lea posted the second-highest win total by a second-year Vanderbilt head coach since 1975. Only James Franklin won more games in his second season among the 10 Vanderbilt coaches in that time period.
- Sophomore quarterback **AJ Swann** looks to build off an impressive debut campaign in 2022. As a freshman, Swann threw 159 pass attempts before throwing his first interception. It marked the longest stretch to open a career by a Vandy quarterback since at least 1996 and the longest by an SEC quarterback to start their career since 2002. On the season, Swann threw the fewest interceptions of any true freshman FBS quarterback with at least 200 drop backs.
- Senior **Will Sheppard** has been named to the watch list for the Biletnikoff Award. Sheppard is one of 50 players on the Biletnikoff list and one of seven from the SEC. The senior has also been named to the Maxwell Award Watch List, given to the nation's top player each year, the Shrine Bowl 1000 and a preseason All-SEC selection by Phil Steele and the league's coaches.
- After putting together an impressive freshman season in 2022, sophomore **Jayden McGowan** has been named to the watch list for the Paul Hornung Award, given annually to the most versatile player in college football. He played in all 12 games last season and caught 44 passes for 453 yards and three touchdowns while returning 16 kickoffs for 384 yards.
- Senior linebacker **Ethan Barr** has been named to the Wuerffel Trophy Watch List. The award is presented annually to college football's most impactful community leader. Barr will be a captain for the Commodores for the second-straight year in 2023. He has started the last 27 games for Vanderbilt and enters the Alabama A&M game with 167 career tackles. The Flower Mound, Texas, native has been a leader in Vanderbilt's team community service efforts, including with the Boys & Girls Club, Metro Nashville Schools and Turner's Heroes.

## Game Notes (continued)

- Graduate student **Matthew Hayball** has been named to the Ray Guy Award Watch List, the award given annually to the nation's best punter. Hayball punted 59 times in his first season at Vanderbilt last year, averaging 45.36 yards. The Australian ranked second in the SEC and 11th in FBS in punting average. The mark ranks fourth in Vanderbilt history. He posted a long punt of 65 yards and pinned opponents inside the 20-yard line on 18 occasions.

- Senior **Wesley Schelling** has been named to the Patrick Mannelly Award Watch List, presented annually to the long snapper of the year in college football. Schelling, a Nashville native, is one of 25 long snappers on the watch list and one of six from the SEC. It marks the second consecutive year Schelling has made the Mannelly Award preseason watch list.

### Nonconference Wins

- The Commodores concluded their 2022 nonconference slate with a 3-1 record.
- In the last 37 nonconference, regular season contests, dating to the 2013 season, Vanderbilt is 28-10.
- Vanderbilt has won 20 of its last 22 games against non-Power 5 opponents, including all three of its matchups last season.

### Football in August

- Vanderbilt is one of just three Power 5 programs that competed Week 0. Vandy is the only Power 5 program, and one of just five programs overall, to play Week 0 in both 2022 and 2023.
- Vanderbilt has played 11 games during the month of August dating back to 1997 with the Commodores owning a 4-7 record in those contests.
- Vandy's season opener vs. Hawaii will mark the earliest on-record start for the program:

| <i>Date</i>   | <i>Opponent</i>       | <i>Score (Result)</i> |
|---------------|-----------------------|-----------------------|
| Aug. 26, 2023 | vs. <i>Hawai'i</i>    | 35-28 (W)             |
| Aug. 27, 2022 | at <i>Hawai'i</i>     | 63-10 (W)             |
| Aug. 28, 2008 | at Miami (Ohio)       | 34-13 (W)             |
| Aug. 28, 2014 | vs. Temple            | 7-37 (L)              |
| Aug. 29, 2013 | vs. Ole Miss          | 35-39 (L)             |
| Aug. 30, 1997 | vs. North Texas       | 29-12 (W)             |
| Aug. 30, 2001 | vs. Middle Tennessee  | 28-37 (L)             |
| Aug. 30, 2003 | vs. Ole Miss          | 21-24 (L)             |
| Aug. 30, 2012 | vs. #9 South Carolina | 13-17 (L)             |
| Aug. 31, 2002 | at Georgia Tech       | 3-45 (L)              |
| Aug. 31, 2019 | vs. #3 Georgia        | 6-30 (L)              |

### Vandy United

- Vanderbilt University announced in May that the ongoing Vandy United campaign achieved its initial \$300 million fundraising goal. This first phase represents the largest campaign in the history of Vanderbilt athletics and ushers in a new era of historic investment in student-athletes and the athletics experience. An integral part of Vanderbilt's recently launched \$3.2 billion Dare to Grow campaign, the largest in the university's 150-year history, Vandy United's next phase looks to build on its foundation with more facilities and operational enhancements.

### North End Zone

- Multi-floor building with two practice gyms spanning more than 90,000 square feet
- New student-athlete locker rooms and lounges
- New weight room
- New athletic training facility
- Premium hospitality areas
- New videoboard to enhance football game day experience
- New premium seating in addition to loge boxes for football game days
- Visiting football locker room
- New north concourse expansion connecting FirstBank Stadium's east and west concourses
- Convenient access to Memorial Gymnasium

### South End Zone

- Replacing current south end zone seating bowl of FirstBank Stadium
- Multi-floor building spanning more than 130,000 square feet
- Football game day locker room
- Student-athlete training table and dining facility, five times larger than current dining facility
- New diverse premium seat offerings for football game days, including living room boxes, loge boxes, club seating, field-level seating, founders' suites, club suites and open-air tailgate suites
- Renovated concourse twice as large as current footprint, also doubling the number of concession stands with expanded offerings
- New videoboard and stadium acoustics system

## Game Notes (continued)

### Win the Response

- Vanderbilt battled back from deficits in three of its five wins last season.
- The Commodores faced an early seven-point deficit in the season opener at Hawai'i, while battling back from a 14-point deficit in the second half at Northern Illinois.
- Vandy scored 49 unanswered points against the Rainbow Warriors, and 24 unanswered against the Huskies.
- Vandy trailed by four points with 5:03 remaining at Kentucky before scoring a touchdown on its final drive to take a three-point lead with 32 seconds left.
- The comeback against the Wildcats marked Vanderbilt's first fourth-quarter comeback in a road SEC game since the Commodores' earned a 17-16 comeback win at Georgia on Oct. 15, 2016.
- Vandy also trailed in both wins this season, albeit early in the contest. Hawai'i took a 7-6 first quarter lead and Alabama A&M kicked a field goal on the game's opening drive.

### Head Coaches at Their Alma Maters

- **Clark Lea** is one of nine Power 5 head coaches leading their alma mater in 2023.

| Head Coach       | Alma Mater        |
|------------------|-------------------|
| Jeff Brohm       | Louisville        |
| Mario Cristobal  | Miami             |
| Kenny Dillingham | Arizona State     |
| Mike Gundy       | Oklahoma State    |
| Jim Harbaugh     | Michigan          |
| Brent Key        | Georgia Tech      |
| <b>Clark Lea</b> | <b>Vanderbilt</b> |
| Kirby Smart      | Georgia           |
| Jonathan Smith   | Oregon State      |

### Dores Coaching Does

- Joining Lea as former Commodores on the staff are **Jovan Haye** and **Earl Bennett**. Haye leads the defensive line unit while Bennett serves as Vandy's director of player development. Bennett was a three-year letterwinner at wide receiver for the Commodores before going on to a six-year NFL career with the Chicago Bears.

| Alum         | Seasons • Position       |
|--------------|--------------------------|
| Clark Lea    | 2002-04 • Fullback       |
| Jovan Haye   | 2002-04 • Defensive Line |
| Earl Bennett | 2005-07 • Wide Receiver  |

### Two Leading at Their Alma Maters

- With Lea and director of athletics **Candice Storey Lee**, Vanderbilt is one of three Power 5 programs to have both its head football coach and athletic director as undergraduate alumni of the school.
- The Commodores join Michigan (Warde Manuel, Jim Harbaugh) and Oklahoma State (Chad Weiberg, Mike Gundy).

### Offensive Success

- The Vanderbilt offense made major strides last season. The Commodores totaled 295 points, averaging 24.6 points per game. This was an improvement of 8.8 points per game over 2021.
- It took just nine games for Vandy to surpass the previous season's 12-game scoring total.
- The Commodores scored 30 or more points four times last season, after only doing so once in 2021.
- With its point totals against Hawai'i and Elon, Vandy scored 42 or more points in back-to-back games for the first time since 2005 when the Does scored 42 at Florida on Nov. 5, and followed up with 43 points against Kentucky on Nov. 12.
- In its seven games against teams outside the AP Top 25 last season, Vandy averaged 33.0 points per game.

### Red Zone Efficiency

- The Commodores scored on 30 of their 35 trips to the red zone last season, converting for touchdowns on 24 of those opportunities.
- Vanderbilt scored on 85.7 percent of its red zone trips, while recording touchdowns on 68.6 percent of opportunities.
- The Does improved in both categories over 2021, when they scored on 77.4 percent of their trips with touchdowns on 51.6 percent.

### Grease Gang Shining in the Trenches

- The Vanderbilt offensive line play was strong last season, having an impact in both the passing game and the running game.
- The Commodore blockers allowed just 12 sacks while producing 100-yard rushers in six of Vandy's 12 games.
- The Does averaged just 1.3 sacks allowed per game, which ranked third in the SEC and 25th in the FBS. Additionally, Vanderbilt allowed just 4.9 tackles for loss per game, which ranked fourth in the conference and 30th in the nation.
- The Vandy offensive line remained steady despite battling injuries last season, as eight different Commodores recorded at least one start up front.

## Game Notes (continued)

### Touchdown Target

- Senior wide receiver **Will Sheppard** enjoyed an electric junior campaign in 2022 and is off to a hot start in 2023 with two touchdowns in each of Vandy's first two games.
- Sheppard hauled in multiple touchdown grabs in three games in 2022, totaling nine on the season.
- With two scores each against Hawai'i and Elon last season, the Mandeville, Louisiana, native became the first Vandy receiver with multiple receiving touchdowns in back-to-back games since Earl Bennett in 2005.
- With his two-touchdown performance against Alabama A&M, Sheppard has now accomplished the feat twice.
- Sheppard's nine touchdowns in 2022 tied him for third in a season in program history and ranked second in the SEC.

| Player (School)  | Rec TD |
|--|--------|
| 1. Jalin Hyatt (Tennessee)   | 15     |
| 2. <b>Will Sheppard (Vanderbilt)</b>   | 9      |
| 3. Matt Landers (Arkansas), JaCorey Brooks (Alabama) and Caleb Ducking (Mississippi State) | 8      |

### Swann's Streak

- **AJ Swann** had 159 consecutive pass attempts to begin his career before throwing his first interception against Missouri last season.
- Swann's streak came with his first two collegiate starts on the road and it survived games at No. 2 Alabama, versus No. 9 Ole Miss and at No. 2 Georgia.
- His 159 pass attempts marked the most pass attempts without an interception by a Vanderbilt quarterback to begin his career since 1996 and the most by an SEC quarterback to begin his FBS career since 2002:

| Quarterback (School)                  | Dates                         | Attempts |
|---------------------------------------|-------------------------------|----------|
| 1. <b>AJ Swann (Vanderbilt)</b>       | Aug. 27-Oct. 22, 2022         | 159      |
| 2. Kenny Hill (Texas A&M)             | Sept. 7, 2013-Sept. 20, 2014  | 149      |
| 3. Bryce Young (Alabama)              | Sept. 26, 2020-Sept. 25, 2021 | 144      |
| 4. Max Johnson (LSU)                  | Oct. 31-Dec. 19, 2020         | 143      |
| 5. Wesley Carroll (Mississippi State) | Aug. 30-Oct. 27, 2007         | 137      |

*\*only considers players who began FBS career at an SEC school*

### Sophomore Campaign for Swann

- Quarterback **AJ Swann** looks to build off a historical freshman season.
- With 1,195 passing yards last season, Swann ranked fourth in Vanderbilt history for most passing yards in a season by a freshman:

| Freshman           | Passing Yards | Season      |
|--------------------|---------------|-------------|
| 1. Ken Seals       | 1,928         | 2020        |
| 2. John Gromos     | 1,483         | 1985        |
| 3. Jay Cutler      | 1,433         | 2002        |
| 4. <b>AJ Swann</b> | <b>1,195</b>  | <b>2022</b> |
| 5. Johnny McCrary  | 985           | 2014        |

### Early Impact for McGowan

- Sophomore wideout **Jayden McGowan** provided immediate production for the Vanderbilt offense as a freshman in 2022.
- McGowan had 453 receiving yards on 44 receptions, while averaging 37.8 receiving yards per game and 74.0 all-purpose yards per contest.
- The rookie pass catcher hauled in a season-high seven receptions for 104 yards against No. 9 Ole Miss.
- He ranked third in program history for most receptions by a Vanderbilt freshman in a season:

| Player (Year)                   | Receptions |
|---------------------------------|------------|
| 1. Earl Bennett (2005)          | 79         |
| 2. Gerald Mitchell (1985)       | 45         |
| 3. <b>Jayden McGowan (2022)</b> | <b>44</b>  |
| 4. John Cole (2009)             | 36         |
| 5. C.J. Bolar (2018)            | 34         |
| Jesse Mathers (1973)            | 34         |

### McGowan Crosses 100-Yard Mark

- Sophomore wideout **Jayden McGowan** surpassed the 100-yard mark twice last season.
- McGowan eclipsed 100 yards receiving against Elon as he hauled in four passes for a season-high 116 yards. He also notched his first career score with a 75-yard touchdown grab.
- The receiver posted another big outing against Ole Miss, finishing with seven catches for 104 yards and a touchdown.
- The Laurens, South Carolina, native was just the third Vanderbilt freshman since 2005 to record a 100-yard receiving game, and second rookie to have multiple 100-yard games in one season:

| Receiver              | Date                 | Opponent                | Receiving Yards |
|-----------------------|----------------------|-------------------------|-----------------|
| Earl Bennett          | Sept. 24, 2005       | vs. Richmond            | 124             |
|                       | Oct. 22, 2005        | at South Carolina       | 204             |
|                       | Nov. 19, 2005        | at Tennessee            | 167             |
| C.J. Duncan           | Oct. 11, 2014        | vs. Charleston Southern | 119             |
| <b>Jayden McGowan</b> | <b>Sept. 3, 2022</b> | <b>vs. Elon</b>         | <b>116</b>      |
|                       | <b>Oct. 8, 2022</b>  | <b>vs. Ole Miss</b>     | <b>104</b>      |

## Game Notes (continued)

### Road Warrior

- With his performance at Northern Illinois last season, **AJ Swann** became just the third Vanderbilt quarterback to throw for 250 or more yards and at least four touchdowns in a road game since 1996:

| Player          | Date                  | Opponent                    | Stats                                  |
|-----------------|-----------------------|-----------------------------|--|
| Jay Cutler      | Nov. 5, 2005          | at Florida                  | 361 passing yards, 4 touchdowns        |
| Kyle Shurmur    | Oct. 28, 2017         | at South Carolina           | 333 passing yards, 4 touchdowns        |
|                 | Nov. 25, 2017         | at Tennessee                | 283 passing yards, 4 touchdowns        |
| <b>AJ Swann</b> | <b>Sept. 17, 2022</b> | <b>at Northern Illinois</b> | <b>255 passing yards, 4 touchdowns</b> |

### Career Day for Sheppard

- Senior wide receiver **Will Sheppard** registered a career day at Northern Illinois last season. He hauled in 10 receptions for 171 yards – both career highs – while picking up two receiving touchdowns.
- Sheppard's 171 yards marked the most by a Vanderbilt receiver since Sept. 29, 2018, when Kalija Lipscomb had 174 yards against Tennessee State.
- The Mandeville, Louisiana, native became the fourth Commodore pass catcher to record multiple receiving touchdowns and at least 150 receiving yards in a game since 1996:

| Receiver             | Date                  | Opponent                     | Rec.      | Yards      | TD       |
|----------------------|-----------------------|------------------------------|-----------|------------|----------|
| Dan Stricker         | Nov. 1, 2001          | vs. Kentucky                 | 12        | 204        | 2        |
| Earl Bennett         | Sept. 1, 2007         | vs. Richmond                 | 13        | 223        | 3        |
| Kalija Lipscomb      | Sept. 29, 2018        | vs. Tennessee State          | 9         | 174        | 2        |
| <b>Will Sheppard</b> | <b>Sept. 17, 2022</b> | <b>vs. Northern Illinois</b> | <b>10</b> | <b>171</b> | <b>2</b> |

### Turnovers Galore

- Vanderbilt continued to show its ability to force turnovers in the opener, securing a pair of interceptions by safety **De'Rickey Wright**.
- The Vanderbilt defense posted a strong performance at Missouri last season, forcing three turnovers in the game. The Commodores recorded one interception against the Tigers, while recovering two fumbles.
- The contest marked just the third time since 2018 that Vandy has forced three or more turnovers in a game.
- Vanderbilt forced multiple turnovers in two games last season.
- On the year, the Commodores recorded 16 takeaways last season, sixth in the SEC.

### Recovering Fumbles

- Vanderbilt came away with 10 fumble recoveries in 2022. The Commodores recovered fumbles in six of their 12 games, including multiple recoveries against Hawai'i and Missouri.
- Vandy recovered just three fumbles during the 2021 season, and did not recover its first fumble until Week 7 at South Carolina.
- Six different Commodores recovered a fumble last year, while the trio of **Cooper Lutz**, **Anfernee Orji** and **CJ Taylor** each recovered multiple.
- The Dores ranked 28th nationally in fumble recoveries.

### Mahoney Matches Record

- Graduate defensive back **Jaylen Mahoney** matched the Vanderbilt single-game record for tackles for loss with 5.0 in the matchup at Missouri last season.
- He became the first Commodore to record 5.0 tackles for loss in a game since Stephen Weatherly made five against Tennessee in 2014.
- Mahoney recorded 4.0 tackles for loss in the first half against the Tigers before picking up his fifth of the game in the fourth quarter.
- His 5.0 tackles for loss marked the most by an SEC player in any game last season.
- The Rock Hill, South Carolina, native registered a career-high 12 tackles in the contest, including a team-high 11 solo stops. He also picked up one sack for a loss of nine yards.

### Securing the Picks, Part 2

- Senior **De'Rickey Wright** picked up where he left off in the season opener, intercepting a pair of Hawai'i passes. It marked the second multi-interception game of his career.
- Wright posted a strong performance against No. 9 Ole Miss last season, recording two interceptions.
- He became the first Vanderbilt player to register multiple interceptions in a single game since Tae Daley picked off two passes at Florida on Nov. 9, 2019.
- Wright had three of Vanderbilt's six interceptions on the year and was one of seven players in the SEC with at least three picks on the season.

### Settling In

- After allowing a touchdown on the opening drive of the game against Hawai'i last season, the Vandy defense held the Rainbow Warriors in check for the remainder of the contest.
- The Commodores limited Hawai'i to just three points across the final three quarters, while holding the Rainbow Warriors scoreless in the second half.
- Vandy also forced six punts and four turnovers on down, while holding Hawai'i to four three-and-outs.
- The 10 points allowed marked the fewest points that Vanderbilt has given up across the last two seasons, and the fewest points allowed since the Commodores held East Tennessee State scoreless on Nov. 23, 2019.

## Game Notes (continued)

### Scoop and Dore

- Vanderbilt recorded four defensive/special teams scores last season, with each coming on a fumble return.
- The defense recorded two scores in the matchup at Hawai'i, while picking up their third defensive score in the matchup at Missouri. The fourth score came on a special teams play in the win over Florida.
- Junior **Anfernee Orji** notched his first career touchdown at Hawai'i with a 28-yard fumble return in the first quarter, while sophomore **CJ Taylor** returned a fumble 14 yards in the third quarter for his first career score.
- The performance against the Rainbow Warriors marked the first time the Commodore defense scored two touchdowns in a game since scoring twice against LSU on Sept. 21, 2019.
- It also marked the first time that the Commodores returned multiple fumbles for touchdowns in a game since 1996.
- Taylor picked up his second defensive touchdown on the year with a scoop and score against Missouri.
- Long snapper **Wesley Schelling** recovered a muffed punt in the end zone against Florida.
- Prior to the season opener, Vanderbilt had not returned a fumble for a touchdown since Allan George's 67-yard fumble return against Kentucky on Nov. 16, 2019.
- Vanderbilt's four defensive touchdowns tied for fourth nationally:

| School                             | Fumble Return TDs | Interception Return TDs | Total TDs |
|------------------------------------|-------------------|-------------------------|-----------|
| 1. Iowa                            | 3                 | 4                       | 7         |
| 2. Western Kentucky                | 2                 | 4                       | 6         |
| 3. Pitt                            | 1                 | 4                       | 5         |
| <b>4. Vanderbilt, seven others</b> | <b>4</b>          | <b>0</b>                | <b>4</b>  |

### Hayball Returns

- Graduate student **Matthew Hayball** returns for his second season in Music City. Hayball ranked second in the SEC in punting in 2022.
- Hayball spent three seasons at Florida Atlantic prior to joining the Commodore football program.
- The Aussie totaled 59 punts for 2,676 yards to average 45.4 yards per punt.
- Hayball landed 18 of his punts inside the 20-yard line last season, while 14 traveled over 50 yards.

| Punter (School)                        | Punts     | Punt Yds     | Avg         |
|--|-----------|--------------|-------------|
| 1. Kai Kroeger (South Carolina)        | 58        | 2,675        | 46.1        |
| <b>2. Matthew Hayball (Vanderbilt)</b> | <b>59</b> | <b>2,676</b> | <b>45.4</b> |
| 3. Oscar Chapman (Auburn)              | 57        | 2,494        | 43.8        |
| 4. Jack Stonehouse (Missouri)          | 47        | 1,988        | 42.3        |

- Hayball has not punted enough in 2023 to qualify for the NCAA leaderboard, but his average of 53.4 yards on five punts would rank fourth nationally.
- With 237 career punts for 10,627 yards, no active punter at any level of NCAA football (FBS, FCS, Division II or Division III) has more career punting yards. Hayball is one of just two active punters in all divisions to have eclipsed 10,000 career yards (Seamus O'Kelley, Texas State).



## Game Notes (continued)

### FEWEST PENALTIES

- Vanderbilt was the SEC's least penalized team in 2022.
- The Commodores ranked in the top 30 nationally and top three of the SEC in fewest penalties called for the second season in a row.
- Vandy is one of 13 FBS schools to rank in the top 30 each of the last two seasons.
  - *Air Force, Army, East Carolina, Indiana, Iowa, Memphis, Minnesota, Navy, Northwestern, South Florida, Louisiana-Monroe and Wyoming*

| Season | Penalties | SEC Rank | FBS Rank |
|--------|-----------|----------|----------|
| 2022   | 63        | 1        | 24       |
| 2021   | 66        | 3        | 29       |

### TIME OF POSSESSION

- Vanderbilt ranked fourth in the SEC and among the top 35 nationally in time of possession each of the last two seasons.
- The mark improved by more than one minute from 2021 to 2022.
- Vandy is one of 10 Power 5 schools to rank in the top 35 of time of possession each of the last two seasons.
  - *Baylor, Iowa State, Kentucky, Michigan, Minnesota, NC State, Pitt, Purdue and West Virginia*

| Season | TOP   | SEC Rank | FBS Rank |
|--------|-------|----------|----------|
| 2022   | 32:03 | 4        | 21       |
| 2021   | 30:54 | 4        | 32       |

### DEFENSIVE & TEAMS TOUCHDOWNS

- Vanderbilt scored four defensive/special teams touchdowns in 2022 after not scoring any in 2021.
- Among all FBS teams, no one increased their defensive touchdown total from 2021 to 2022 more than Vanderbilt.
- Of the 68 teams that failed to score a defensive touchdown in 2021, Vandy is one of 10 that jumped to multiple defensive touchdowns in 2022.

| Season | Def. TD | SEC Rank | FBS Rank |
|--------|---------|----------|----------|
| 2022   | 4       | 1        | 4        |
| 2021   | 0       | -        | -        |

### FEWEST INTERCEPTIONS THROWN

- Vanderbilt quarterbacks threw eight fewer interceptions in 2022 than the previous season.
- After throwing 14 in 2021, opponents intercepted just six Vandy passes in 2022.
- Vandy was one of seven FBS schools to cut its interception total by at least eight from 2021 to 2022.
  - *Arkansas State, Florida, Southern Cal, Tulane, UConn and Washington*
- The Commodores threw the second-fewest interceptions in the SEC after throwing the second-most in 2021.
- Freshman **AJ Swann** went the first 159 pass attempts of his career without an interception, the longest streak by a Vandy QB to open a career since at least 1996 and the longest in the SEC since 2002.

| Season | INT Thrown | SEC Rank | FBS Rank |
|--------|------------|----------|----------|
| 2022   | 6          | 2        | 12       |
| 2021   | 14         | 13       | 110      |













### FEWEST SACKS ALLOWED

- Vanderbilt allowed 1.08 fewer sacks per game in 2022 than 2021.
- Vandy was one of 10 Power 5 schools to see a drop of at least one sack per game from 2021 to last season.
  - *Alabama, Arizona, Notre Dame, Ole Miss, Oregon, Penn State, Tennessee, Washington and West Virginia*
- The Commodores were also one of 10 Power 5 teams to improve their national ranking in the category by at least 45 spots.
  - *Alabama, Arizona, Florida State, Notre Dame, Ole Miss, Penn State, Pitt, Tennessee and West Virginia*













| Season | Sacks Allowed | SEC Rank | FBS Rank |
|--------|---------------|----------|----------|
| 2022   | 1.25          | 4        | 26       |
| 2021   | 2.33          | 8        | 72       |













**Commodore Capsules**

|               |   |   |
|---------------|---|---|
| <b>STAR</b>   |    | <b>0</b><br>Aeneas DiCosmo<br>6-3 • 247 • Gr.<br><ul style="list-style-type: none"> <li>Tallied 26 tackles during senior season at Stanford</li> <li>Two-time Pac-12 All Academic Honor Roll</li> <li>Four-star recruit by ESPN</li> <li>Top-30 outside linebacker in class by ESPN and Rivals</li> </ul>   |
| <b>ANCHOR</b> |    | <b>1</b><br>CJ Taylor<br>6-1 • 201 • Jr.<br><ul style="list-style-type: none"> <li>Led team with nine tackles vs. Hawai'i (2.5 TFLs)</li> <li>Career-high 10 tackles against Florida in 2022</li> <li>Recorded first career interception at Kentucky and sacked the quarterback in win</li> <li>Second-team preseason All-SEC (Pro Football Focus) and third-team preseason All-SEC (Athlon)</li> </ul>                           |
| <b>S</b>      |    | <b>2</b><br>De'Rickey Wright<br>6-4 • 217 • Sr.<br><ul style="list-style-type: none"> <li>Senior Bowl Defensive POTW with second-career two INT game in season opener</li> <li>Played in all 12 games last season, finished with 55 tackles (2.5 for loss) and posted three interceptions</li> <li>Had at least one tackle in every game, with four or more tackles in nine games</li> </ul>                                      |
| <b>WR</b>     |    | <b>3</b><br>Quincy Skinner Jr.<br>6-2 • 205 • Jr.<br><ul style="list-style-type: none"> <li>Caught four passes for 79 yards and two touchdowns vs. South Carolina</li> <li>Totaled 17 receptions for 238 yards and two touchdowns during 2022 season</li> <li>No. 56 receiver nationally in class by Rivals</li> <li>Father, Quincy Sr., played football at FAU</li> </ul>  |
| <b>RB</b>     |    | <b>4</b><br>Patrick Smith<br>5-9 • 189 • Jr.<br><ul style="list-style-type: none"> <li>Tallied the first touchdown of the 2023 season on a 21-yard rush</li> <li>Receiving touchdown vs. South Carolina</li> <li>Ran for 151 yards and a TD</li> <li>First-team all-state as a senior in high school</li> <li>Led Holy Spirit to NJ.com's No. 1 ranking in 2020</li> </ul>  |
| <b>QB</b>     |   | <b>5</b><br>AJ Swann<br>6-3 • 228 • So.<br><ul style="list-style-type: none"> <li>258 passing yards vs. Hawai'i in opener, third career game with at least 250 passing yards</li> <li>Completed 58.1 percent of passes for 1,274 yards, 10 TDs and just two INTs during 2022.</li> <li>1,274 yards were fourth-most by Vandy freshman</li> <li>255 passing yards and four TDs in first start at NIU</li> </ul>                    |
| <b>DL</b>     |  | <b>5</b><br>Yilanan Ouattara<br>6-7 • 305 • So.<br><ul style="list-style-type: none"> <li>An international prospect hailing from Germany</li> <li>Three-star prospect ranked by 247Sports as a top-60 defensive lineman and the top prospect in Germany</li> <li>Began playing football in 2019</li> </ul>  |
| <b>WR</b>     |  | <b>6</b><br>Jayden McGowan<br>5-8 • 181 • So.<br><ul style="list-style-type: none"> <li>97-yard KO return for TD in opener was Vandy's first since 2014 and fourth-longest in school history</li> <li>Finished season opener with 180 all-purpose yards, just one yard shy of career-best (10.8.22 vs. Ole Miss).</li> <li>Fastest athlete in South Carolina, ran the 100 meters in 10.6 and the 200 in 21.6</li> </ul>           |
| <b>S</b>      |  | <b>7</b><br>Marlen Sewell<br>6-1 • 193 • Jr.<br><ul style="list-style-type: none"> <li>Played in four games as a freshman in 2021</li> <li>Forced a fumble against Georgia</li> <li>Had 147 tackles in prep career at Shades Valley</li> <li>Led Shades Valley to fourth playoff appearance in 20 years in 2020</li> </ul>  |
| <b>QB</b>     |  | <b>8</b><br>Ken Seals<br>6-3 • 220 • Sr.<br><ul style="list-style-type: none"> <li>Made season debut against Alabama A&amp;M, completing 2-of-2 for 52 yards and throwing for one touchdown</li> <li>Made 16 career starts at Vandy</li> <li>Set a VU freshman record with 1,928 passing yards in 2020</li> </ul>   |
| <b>CB</b>     |  | <b>8</b><br>Tyson Russell<br>5-11 • 185 • Jr.<br><ul style="list-style-type: none"> <li>Made at least one tackle in 10 of 11 games played during 2022</li> <li>15 tackles in eight games as a freshman</li> <li>Named to SEC First Year Honor Roll</li> <li>Led St. Thomas Aquinas (Fla.) to 2020 state title</li> <li>Father, Twan, played football at Miami (Fla.)</li> </ul>   |
| <b>LB</b>     |  | <b>10</b><br>Langston Patterson<br>6-1 • 230 • So.<br><ul style="list-style-type: none"> <li>Posted a team-best seven tackles against Alabama A&amp;M and tallied Vanderbilt's second blocked punt of the game</li> <li>Eight tackles vs. Hawai'i including one for loss</li> <li>Appeared in all 12 games as a freshman</li> <li>Named to SEC First Year Academic Honor Roll</li> <li>Brother is Kane Patterson (#19)</li> </ul> |

|               |  |  |
|---------------|--|--|
| <b>DE</b>     |    | <b>11</b><br>Darren Agu<br>AH-goo<br>6-6 • 242 • So.<br><ul style="list-style-type: none"> <li>Made first collegiate start vs. Wake Forest and appeared in 11 of 12 games</li> <li>Recorded first career sack vs. Elon</li> <li>Tallied a season-best four tackles at Alabama</li> <li>Born in Ireland and raised in London</li> </ul>   |
| <b>ANCHOR</b> |    | <b>12</b><br>Jeffrey Ugochukwu<br>6-1 • 205 • So.<br><ul style="list-style-type: none"> <li>Made 2023 season debut against Alabama A&amp;M and registered one sack for a loss of nine.</li> <li>Made three tackles in collegiate debut at Hawai'i in 2022 opener</li> <li>Top-100 safety by 247Sports</li> <li>53 tackles as a senior with six PBUs and two INTs</li> </ul>                                  |
| <b>RB</b>     |    | <b>13</b><br>Chase Gillespie<br>5-10 • 197 • So.<br><ul style="list-style-type: none"> <li>Rushed for 63 yards in win at Hawai'i in 2022</li> <li>Ran 27 times for 118 in four games of the 2022 season</li> <li>Collected 1,184 rushing yards as a senior and finished with 15 touchdowns</li> <li>Earned an offer at Vanderbilt Elite Prospect Camp</li> </ul>   |
| <b>WR</b>     |    | <b>14</b><br>Will Sheppard<br>6-3 • 198 • Sr.<br><ul style="list-style-type: none"> <li>Caught multiple TDs in back-to-back games to open season</li> <li>17 career TDs are tied for seventh all-time at Vandy</li> <li>Caught game-winning touchdown at Kentucky to secure team's first SEC win since 2019</li> <li>Mom (VB) and dad (FB) played at Louisiana Tech</li> </ul>                               |
| <b>WR</b>     |    | <b>15</b><br>Richie Hoskins<br>6-1 • 196 • Jr.<br><ul style="list-style-type: none"> <li>Tallied first career reception in season opener vs. Hawai'i for a gain of 13.</li> <li>Made Vanderbilt debut on special teams at Alabama</li> <li>Named SEC First Year Academic Honor Roll</li> </ul>   |
| <b>DE</b>     |   | <b>15</b> ©<br>Nate Clifton<br>6-5 • 280 • Gr.<br><ul style="list-style-type: none"> <li>Caught first career interception against Alabama A&amp;M. Also added a third-down sack forcing a three-and-out.</li> <li>Recorded three tackles and a sack against Hawai'i</li> <li>Recorded a blocked field goal at Kentucky</li> <li>Local product prepped at Brentwood Academy</li> </ul>                        |
| <b>WR</b>     |  | <b>17</b><br>Gamarion Carter<br>6-2 • 190 • Jr.<br><ul style="list-style-type: none"> <li>Had an 80-yard touchdown reception at Missouri</li> <li>Made collegiate debut at Alabama</li> <li>Made six receptions for 127 yards in 2022</li> <li>2020 Class 3A Georgia High School Football Daily and Recruit Georgia first team wide receiver</li> </ul>  |
| <b>LB</b>     |  | <b>19</b> ©<br>Kane Patterson<br>6-1 • 221 • Sr.<br><ul style="list-style-type: none"> <li>Tallied career-best six tackles against Alabama A&amp;M</li> <li>Made Vanderbilt debut at Hawai'i; Recorded a tackle for loss in win</li> <li>39 tackles in 12 games for the Commodores</li> <li>Nashville product played at Christ Presbyterian</li> <li>Joined on the team by brother, Langston</li> </ul>      |
| <b>LB</b>     |  | <b>20</b><br>Prince Kolie<br>6-1 • 221 • Jr.<br><ul style="list-style-type: none"> <li>Transferred to Vanderbilt from Notre Dame</li> <li>Played in all 13 games and finished with 19 tackles during the 2022 campaign for the Irish</li> <li>Recruited to ND by Clark Lea</li> <li>Four-star recruit by 247Sports, ESPN and Rivals</li> <li>No. 2 player in Tennessee by 247Sports</li> </ul>               |
| <b>S</b>      |  | <b>21</b><br>Savion Riley<br>6-2 • 202 • So.<br><ul style="list-style-type: none"> <li>Tallied eight tackles in collegiate debut against Hawai'i</li> <li>Did not see action in 2022</li> <li>Three-star prospect out of Georgia</li> <li>Chose Vanderbilt over Duke</li> </ul>  |
| <b>LB</b>     |  | <b>22</b><br>Bryce Cowan<br>6-4 • 225 • So.<br><ul style="list-style-type: none"> <li>Did not see action in 2022</li> <li>Led Godby with 102 tackles during senior season, including 10.0 tackles for loss</li> <li>Played with Chase Gillespie at Godby</li> <li>Earned an offer at the Vanderbilt Elite Prospect Camp</li> </ul>   |
| <b>S</b>      |  | <b>23</b> ©<br>Jaylen Mahoney<br>5-11 • 200 • Gr.<br><ul style="list-style-type: none"> <li>Two-time team captain</li> <li>Registered game-clinching interception vs. Florida</li> <li>Tied VU single-game record with 5.0 TFLs at Mizzou</li> <li>Started 19 straight games entering 2022</li> <li>53 tackles, four sacks and two INTs in 2021</li> <li>Brother, Jordan, plays football at UMass</li> </ul> |







**Commodore Capsules**



|             |   |                                 |   |
|-------------|---|---------------------------------|---|
| <b>LB</b>   |    | <b>24</b><br>Nicholas Rinaldi   | <ul style="list-style-type: none"> <li>• Played in four contests during freshman campaign</li> <li>• Named to SEC First Year Academic Honor Roll</li> <li>• Didn't play football until senior year of high school</li> </ul>  |
|             |   | 6-3 • 232 • So.                 |   |
| <b>CB</b>   |    | <b>25</b><br>Martel Hight       | <ul style="list-style-type: none"> <li>• Tallied four tackles in collegiate debut against Hawai'i</li> <li>• No. 22 cornerback in the nation according to Rivals</li> <li>• No. 23 prospect in Georgia according to ESPN</li> </ul>   |
|             |   | 6-0 • 175 • Fr.                 |   |
| <b>CB</b>   |    | <b>26</b><br>BJ Anderson        | <ul style="list-style-type: none"> <li>• First career sack in win at Hawai'i during 2022</li> <li>• Played in all 12 games in 2022 after seeing just three games of action in 2021 and not seeing action in 2020</li> <li>• Made nine starts in 2019 with 25 tackles</li> <li>• Three-star prospect from Andalusia (Ala.)</li> </ul>  |
|             |   | 6-1 • 195 • Sr.                 |   |
| <b>S</b>    |    | <b>27</b><br>John Howse IV      | <ul style="list-style-type: none"> <li>• Played in eight games in 2022 and had a season-best three tackles at Northern Illinois</li> <li>• Saw the field in two games as a freshman in 2021</li> <li>• Local product earned three letters at Brentwood</li> <li>• Ranked the No. 14 prospect in Tennessee by Rivals</li> <li>• Led Brentwood to state title game as a senior</li> </ul>   |
|             |   | <i>house</i><br>6-1 • 195 • So. |   |
| <b>RB</b>   |    | <b>28</b><br>Sedrick Alexander  | <ul style="list-style-type: none"> <li>• Registered first two collegiate rushing TDs against Alabama A&amp;M</li> <li>• Led the rushing unit with 12 carries for 87 yards</li> <li>• Ranked No. 31 running back by Rivals</li> <li>• Named district MVP after setting Austin ISD career rushing and career touchdown records</li> <li>• Enrolled at Vanderbilt in January 2023</li> </ul> |
|             |   | 5-9 • 199 • Fr.                 |   |
| <b>STAR</b> |   | <b>29</b><br>Miles Capers       | <ul style="list-style-type: none"> <li>• Missed 2022 season due to injury suffered during fall camp</li> <li>• Appeared in four games during freshman campaign and tallied three tackles</li> <li>• No. 17 prospect out of South Carolina by ESPN</li> </ul>  |
|             |   | 6-4 • 227 • Jr.                 |   |
| <b>CB</b>   |  | <b>30</b><br>Trudell Berry      | <ul style="list-style-type: none"> <li>• Recorded a tackle in college debut at Missouri</li> <li>• Selected to play in the 2022 U.S. Army All-American Bowl</li> <li>• Rated a four-star by 247Sports</li> </ul>  |
|             |   | 6-1 • 184 • So.                 |   |
| <b>DL</b>   |  | <b>31</b><br>Michael Spencer    | <ul style="list-style-type: none"> <li>• Made four tackles in 11 games in 2021</li> <li>• Played three games during 2020 campaign</li> <li>• Had 50 tackles as a senior at The Taft School</li> <li>• Northern Kentucky Defensive Player of the Year in 2019 at Randall Cooper High School (Ky.)</li> </ul>   |
|             |   | 6-4 • 323 • Sr.                 |   |
| <b>LB</b>   |  | <b>32</b><br>Ethan Barr         | <ul style="list-style-type: none"> <li>• Two-time team captain</li> <li>• Played in 12 games and had 42 tackles in 2022</li> <li>• Three INTs in 2021 were most by an SEC linebacker</li> <li>• Second on the team with 85 tackles in 2021</li> <li>• Played in all 33 games since arriving on campus</li> <li>• Brother, Creighton, played football at North Texas</li> </ul>            |
|             |   | 6-3 • 245 • Sr.                 |   |
| <b>STAR</b> |  | <b>33</b><br>BJ Diakite         | <ul style="list-style-type: none"> <li>• Played in nine games as a rookie</li> <li>• Made two tackles in college debut at Hawai'i</li> <li>• Logged first career sack at win in Northern Illinois</li> <li>• No. 41 edge in the country</li> </ul>  |
|             |   | 6-4 • 222 • So.                 |   |
| <b>CB</b>   |  | <b>34</b><br>Quantaves Gaskins  | <ul style="list-style-type: none"> <li>• Did not see action in rookie season</li> <li>• Enrolled at Vanderbilt in January of 2022</li> <li>• Three-star prospect by Rivals</li> <li>• Father played at Central Florida and uncle played at Florida</li> </ul>   |
|             |   | 6-1 • 190 • So.                 |   |
| <b>S</b>    |  | <b>38</b><br>Jalen Gilbert      | <ul style="list-style-type: none"> <li>• Unanimous three-star prospect by 247Sports, Rivals, ESPN and On3</li> <li>• Rated the No.41 safety in the class by On3</li> <li>• Ran track in high school</li> </ul>  |
|             |   | 6-0 • 181 • Fr.                 |   |

|               |  |                                       |  |
|---------------|--|---------------------------------------|--|
| <b>K</b>      |    | <b>38</b><br>Will Faris               | <ul style="list-style-type: none"> <li>• Made collegiate debut at Hawai'i</li> <li>• Connected on one extra point and handled one kickoff against the Rainbow Warriors</li> <li>• Did not see game action in 2021</li> </ul>   |
|               |  | 6-1 • 160 • Jr.                       |  |
| <b>CB</b>     |    | <b>39</b><br>Jameson Wharton          | <ul style="list-style-type: none"> <li>• Saw the field twice in 2022 on special teams</li> <li>• Rated a three-star prospect by 247Sports</li> <li>• Chose Vandy over multiple SEC schools</li> </ul>  |
|               |  | 6-1 • 170 • So.                       |  |
| <b>S</b>      |    | <b>41</b><br>Steven Sannieniola       | <ul style="list-style-type: none"> <li>• Saw action in five games during 2022</li> <li>• Marked a season-best three tackles at Alabama</li> <li>• Made a pair of tackles against Elon and Wake Forest</li> <li>• Enrolled in Vanderbilt in January of 2022</li> </ul>  |
|               |  | 6-2 • 205 • So.                       |  |
| <b>LB</b>     |    | <b>42</b><br>Errington Truesdell      | <ul style="list-style-type: none"> <li>• Had a season-best four tackles in the opener at Hawai'i</li> <li>• Made seven tackles</li> <li>• Named to SEC Fall Academic Honor Roll</li> <li>• Four-year letterwinner at Woodward Academy</li> <li>• High school teammate of Alan Wright</li> </ul>              |
|               |  | <i>AIR-ing-ton</i><br>6-0 • 230 • Jr. |  |
| <b>ANCHOR</b> |    | <b>44</b><br>Ethan Crisp              | <ul style="list-style-type: none"> <li>• Unanimous three-star prospect by 247Sports, ESPN, Rivals and On3</li> <li>• No. 29 rated linebacker in nation by Rivals</li> <li>• Enrolled at Vanderbilt in January of 2023</li> </ul>   |
|               |  | 6-3 • 220 • Fr.                       |  |
| <b>P</b>      |   | <b>45</b><br>Matthew Hayball          | <ul style="list-style-type: none"> <li>• Registered three punts for 161 yards, including a career-high long 71 yards in the 2023 opener</li> <li>• Second in the SEC and 11th in FBS, averaging 45.36 yards per punt</li> <li>• Forced a fumble at Alabama</li> <li>• Named to Ray Guy Watch List</li> </ul> |
|               |  | 6-1 • 182 • 5th                       |  |
| <b>LS</b>     |  | <b>47</b><br>Wesley Schelling         | <ul style="list-style-type: none"> <li>• Recovered muffed punt for touchdown against Florida</li> <li>• Patrick Mannelly Award Watch List</li> <li>• First-team preseason All-SEC</li> <li>• Executed all 108 long snaps in 2021</li> </ul>  |
|               |  | 6-4 • 243 • Sr.                       |  |
| <b>TE</b>     |  | <b>48</b><br>Kamrean Johnson          | <ul style="list-style-type: none"> <li>• Made collegiate debut and scored first touchdown against Alabama A&amp;M</li> <li>• On3 and ESPN ranked among top 75 players in Alabama</li> <li>• Three-star prospect by On3, Rivals and 247Sports.com</li> </ul>  |
|               |  | 6-5 • 221 • Fr.                       |  |
| <b>OL</b>     |  | <b>50</b><br>Bradley Ashmore          | <ul style="list-style-type: none"> <li>• Named a 2023 team captain</li> <li>• Earned a pass block grade of 87.2 in win at Hawai'i</li> <li>• Played 518 snaps at right guard through nine games before season-ending injury</li> <li>• Started all 12 games at right tackle in 2021</li> </ul>               |
|               |  | 6-6 • 303 • Sr.                       |  |
| <b>OL</b>     |  | <b>52</b><br>Kevo Wesley              | <ul style="list-style-type: none"> <li>• Previously played on the DL but transitioned to OL</li> <li>• Recorded a pair of QB hurries</li> <li>• Made a tackle against Wake Forest and Northern Illinois</li> </ul>   |
|               |  | 6-4 • 317 • Sr.                       |  |
| <b>OL</b>     |  | <b>55</b><br>Gunnar Hansen            | <ul style="list-style-type: none"> <li>• Earned an 82.3 pass-blocking grade vs. South Carolina, his third grade of 78 or better</li> <li>• Won 2020 state title at St. Thomas Aquinas</li> <li>• Played with Vandy teammates Tyson Russell and Quincy Skinner at Aquinas</li> </ul>                          |
|               |  | 6-5 • 321 • Jr.                       |  |
| <b>OL</b>     |  | <b>57</b><br>Leyton Nelson            | <ul style="list-style-type: none"> <li>• Named to SEC First Year Academic Honor Roll</li> <li>• Made collegiate debut against Kentucky</li> <li>• Played two snaps on field goal unit against Kentucky</li> </ul>  |
|               |  | 6-6 • 308 • So.                       |  |



**Commodore Capsules**

|           |   |  |
|-----------|---|--|
| <b>OL</b> |    | <b>62</b><br>Julian Hernandez<br>6-4 • 310 • Gr.<br>• Posted four games with a PFF pass block grade over 73.0 in 2022<br>• Allowed just one sack on 713 snaps in 2021<br>• Earned a PFF pass block grade over 80 twice<br>• Prepped at St. Thomas Aquinas<br>• Led Aquinas to 25-5 record over last two years  |
| <b>OL</b> |    | <b>64</b><br>Delfin Xavier Castillo<br><i>ZAY-veer cas-TEE-oh</i><br>6-5 • 361 • Jr.<br>• Posted a pass-block grade of 68.7 against Alabama A&M<br>• Vandy's highest-graded blocker in 2022 by PFF<br>• Did not allow a sack or QB hit in 391 snaps<br>• Consensus three-star recruit<br>• Led Osceola to state title game as a senior   |
| <b>OL</b> |    | <b>70</b><br>David Siegel<br>6-6 • 293 • So.<br>• Made collegiate debut against South Carolina<br>• Appeared in four games, all on special teams<br>• Enrolled at Vanderbilt in January 2022   |
| <b>OL</b> |    | <b>71</b><br>Gage Pitchford<br>6-6 • 315 • Jr.<br>• Tallied 260 snaps over 11 games in 2022<br>• Earned pass block grade of 84.3 against Ole Miss<br>• Made first collegiate start at Alabama<br>• Father, Blaine, played football at Troy<br>• Won free Super Bowl tickets by winning a European youth sports video competition   |
| <b>OL</b> |    | <b>73</b><br>Charlie Clark<br>6-7 • 309 • Jr.<br>• Made collegiate debut at Hawai'i, earning seven snaps at right tackle in 2022<br>• Did not see action in 2021   |
| <b>OL</b> |   | <b>76</b><br>Grayson Morgan<br>6-5 • 280 • So.<br>• Made collegiate debut at Hawai'i, playing 11 snaps at center<br>• Local product who played at Montgomery Bell Academy<br>• Three-star prospect ranked by On3 as the No. 30 OT in the country and a top-15 prospect in Tennessee  |
| <b>OL</b> |  | <b>77</b><br>Junior Uzebu<br><i>oo-ZEE-boo</i><br>6-6 • 330 • Gr.<br>• Played in 11 games and made five starts in 2022<br>• Posted a PFF pass block grade of at least 78 in five contests, including two of the last three games (Kentucky and Tennessee)<br>• Earned an 85.4 pass block grade in win over Kentucky  |
| <b>WR</b> |  | <b>83</b><br>London Humphreys<br>6-3 • 186 • Fr.<br>• Caught his first collegiate touchdown in college debut win against Hawai'i<br>• Unanimous three-star prospect by 247Sports, Rivals, ESPN and On3, with an 88.55 rating from the On3 Industry Comparison<br>• Ranked as the No. 7 prospect in the state of Tennessee by On3, as well as the No. 48 wide receiver nationally |
| <b>TE</b> |  | <b>84</b> ©<br>Justin Ball<br>6-6 • 247 • Gr.<br>• Named a 2023 team captain<br>• Saw the field in all 12 games last season<br>• Had a career-long 36-yard catch against Wake Forest<br>• Father, Corey, played football at Maryland<br>• Plays bass guitar and tuba   |
| <b>WR</b> |  | <b>85</b><br>Junior Sherrill<br>5-11 • 172 • Fr.<br>• Had one reception for 35 yards against Alabama A&M<br>• Unanimous three-star prospect by 247Sports, Rivals, ESPN and On3, with an 84.72 rating from the On3 Industry Comparison<br>• Rated the No. 23 prospect in Tennessee by Rivals and the No. 155 wide receiver in the class by ESPN                                   |
| <b>K</b>  |  | <b>88</b><br>Brock Taylor<br>6-1 • 156 • Fr.<br>• Unanimous three-star prospect by 247Sports, Rivals, ESPN and On3, with an 81.13 rating in the On3 Industry Composite<br>• Kicked a game-winning extra point with no time on the clock to beat Nashville Father Ryan, 43-42, during senior year   |
| <b>DL</b> |  | <b>91</b><br>Christian James<br>6-4 • 290 • Gr.<br>• Played in all 12 games, making 32 tackles, 7.5 for loss with three sacks in 2022<br>• Two tackles for loss at Hawai'i<br>• 23 tackles in 10 games in 2021<br>• Played in seven games in 2020, making 11 tackles<br>• Enjoys piloting airplanes  |

|           |  |   |
|-----------|--|---|
| <b>DL</b> |  | <b>94</b><br>Bradley Mann<br>6-6 • 281 • So.<br>• Played in three games during rookie season<br>• Recorded three tackles, one for loss, in collegiate debut versus Wake Forest<br>• Three-star prospect, ranked by 247Sports as a top-50 defensive lineman and one of the top 50 players in Florida   |
| <b>DL</b> |  | <b>95</b><br>Linus Zunk<br>6-6 • 281 • So.<br>• Did not see game action during 2022 season<br>• Has played football for just two years after arriving at Rabun Gap-Nacoochie from his native Berlin, Germany<br>• As a senior in 2021, recorded 77 total tackles, 21 tackles for loss with two forced fumbles, two fumble recoveries, a blocked punt and a blocked field goal |
| <b>DL</b> |  | <b>96</b><br>Brayden Bapst<br>6-8 • 275 • Gr.<br>• Moved to DL and played five games in 2022<br>• Part of an offensive line that provided pass protection for the Commodores to rank 31st nationally in completion percentage (63.8) in 2020<br>• Provided pass protection for Ken Seals, who set the Vanderbilt freshman record with 1,928 passing yards                     |
| <b>K</b>  |  | <b>97</b><br>Jacob Borcila<br>6-1 • 191 • Gr.<br>• Went 7-for-13 on field goals for Kansas during the 2022 season in 11 games<br>• Saw action in all of KU's 12 games as the primary field goal and extra point kicker in 2021  |
| <b>DL</b> |  | <b>99</b><br>Devin Lee<br>6-2 • 290 • Jr.<br>• Sack and forced fumble at Missouri<br>• 2020 Class 5A Georgia High School Football Daily first team defensive lineman<br>• Selected to play in the Florida vs. Georgia All-Star game in January 2021   |



**The Record When...**

|  | Lea's Career |    | 2022 |   | 2023 |   |
|--|--------------|----|------|---|------|---|
|  | W            | L  | W    | L | W    | L |
| Overall                                  | 9            | 17 | 5    | 7 | 2    | 0 |
| Home                                     | 4            | 10 | 2    | 4 | 1    | 0 |
| Away                                     | 4            | 7  | 3    | 3 | 0    | 0 |
| Neutral                                  | 0            | 0  | 0    | 0 | 0    | 0 |
| In overtime                              | 0            | 0  | 0    | 0 | 0    | 0 |
| Coming off a loss                        | 5            | 12 | 3    | 4 | 0    | 0 |
| Coming off a win                         | 3            | 5  | 2    | 3 | 1    | 0 |
| Coming off an open date                  | 0            | 3  | 0    | 2 | 0    | 0 |
| Season Opener                            | 2            | 1  | 1    | 0 | 1    | 0 |
| vs. AP Top 25                            | 0            | 8  | 0    | 5 | 0    | 0 |
| Both teams are in the AP Top 25          | 0            | 0  | 0    | 0 | 0    | 0 |
| Neither team is in the AP Top 25         | 2            | 7  | 0    | 0 | 0    | 0 |
| Team is ranked higher                    | 0            | 0  | 0    | 0 | 0    | 0 |
| Opponent is ranked higher                | 0            | 4  | 0    | 1 | 0    | 0 |
| vs. In-State Opponents                   | 0            | 3  | 0    | 1 | 0    | 0 |
| In August                                | 1            | 0  | 1    | 0 | 1    | 0 |
| In September                             | 4            | 5  | 2    | 2 | 1    | 0 |
| In October                               | 1            | 7  | 0    | 3 | 0    | 0 |
| In November                              | 2            | 5  | 2    | 2 | 0    | 0 |
| On SEC Network                           | 4            | 14 | 2    | 7 | 2    | 0 |
| On ESPN2                                 | 0            | 1  | 0    | 0 | 0    | 0 |
| On ESPNU                                 | 1            | 1  | 0    | 0 | 0    | 0 |
| On CBS Sports Network                    | 3            | 0  | 2    | 0 | 0    | 0 |
| On SEC Network +                         | 1            | 1  | 1    | 0 | 0    | 0 |
| On Linear Television                     | 6            | 16 | 4    | 7 | 0    | 0 |
| On Streaming Platforms (exclusively)     | 1            | 1  | 1    | 0 | 0    | 0 |
| Morning/Afternoon Games                  | 4            | 10 | 4    | 4 | 0    | 0 |
| Night Games (6 p.m. local or later)      | 5            | 7  | 1    | 3 | 2    | 0 |
| Decided by three points or fewer         | 3            | 2  | 1    | 1 | 0    | 0 |
| Decided by eight points or fewer         | 3            | 1  | 1    | 0 | 0    | 0 |
| Scoring first                            | 3            | 2  | 2    | 1 | 1    | 0 |
| Opponent scores first                    | 6            | 15 | 3    | 6 | 1    | 0 |
| Leading at halftime                      | 7            | 1  | 4    | 1 | 2    | 0 |
| Tied at halftime                         | 0            | 0  | 0    | 0 | 0    | 0 |
| Trailing at halftime                     | 2            | 16 | 1    | 6 | 0    | 0 |
| Leading after three quarters             | 9            | 0  | 5    | 0 | 2    | 0 |
| Tied after three quarters                | 0            | 0  | 0    | 0 | 0    | 0 |
| Trailing after three quarters            | 0            | 17 | 0    | 7 | 0    | 0 |
| Scoring 40+ points                       | 3            | 0  | 2    | 0 | 1    | 0 |
| Scoring 30-39 points                     | 4            | 0  | 2    | 0 | 1    | 0 |
| Scoring 20-29 points                     | 2            | 7  | 1    | 3 | 0    | 0 |
| Scoring 0-19 points                      | 0            | 10 | 0    | 4 | 0    | 0 |
| Allowing 40+ points                      | 0            | 10 | 0    | 5 | 0    | 0 |
| Allowing 30-39 points                    | 1            | 3  | 1    | 1 | 0    | 0 |
| Allowing 20-29 points                    | 6            | 2  | 3    | 0 | 1    | 0 |
| Allowing 0-19 points                     | 2            | 1  | 1    | 1 | 1    | 0 |
| Outrushing opponent                      | 6            | 3  | 5    | 1 | 1    | 0 |
| Getting outrushed                        | 3            | 14 | 0    | 6 | 1    | 0 |
| Passing for more yards                   | 3            | 2  | 2    | 1 | 1    | 0 |
| Passing for fewer yards                  | 5            | 15 | 3    | 6 | 1    | 0 |
| Passing yards tied                       | 1            | 0  | 0    | 0 | 0    | 0 |
| Outgaining opponent                      | 4            | 1  | 3    | 0 | 1    | 0 |
| Outgained by opponent                    | 5            | 16 | 2    | 7 | 1    | 0 |
| Winning time of possession               | 6            | 10 | 4    | 4 | 0    | 0 |
| Losing time of possession                | 3            | 7  | 1    | 3 | 2    | 0 |
| Scoring a defensive or special teams TD  | 4            | 1  | 2    | 1 | 2    | 0 |
| Allowing a defensive or special teams TD | 0            | 5  | 0    | 2 | 0    | 0 |
| Fewer penalty yards                      | 4            | 11 | 1    | 4 | 1    | 0 |
| More penalty yards                       | 4            | 6  | 3    | 3 | 1    | 0 |
| Winning turnover battle                  | 2            | 5  | 2    | 3 | 0    | 0 |
| Losing turnover battle                   | 1            | 8  | 1    | 4 | 0    | 0 |
| Turnovers even                           | 6            | 4  | 2    | 0 | 2    | 0 |
| Having a 100-yard rusher                 | 4            | 5  | 4    | 2 | 0    | 0 |
| Having a 200-yard passer                 | 4            | 3  | 2    | 1 | 0    | 0 |
| Having a 100-yard receiver               | 3            | 3  | 2    | 1 | 0    | 0 |
| Having a QB rush for 100 yards           | 2            | 1  | 2    | 0 | 0    | 0 |
| Allowing a 100-yard rusher               | 2            | 5  | 1    | 1 | 0    | 0 |
| Allowing a 200-yard passer               | 4            | 11 | 2    | 5 | 0    | 0 |
| Allowing a 100-yard receiver             | 4            | 7  | 2    | 4 | 0    | 0 |
| Allowing a QB to rush for 100 yards      | 0            | 0  | 0    | 0 | 0    | 0 |

**Starter Sheet**

| Offense                | Pos.   | 2023 | Streak | Career |
|------------------------|--------|------|--------|--------|
| Bradley Ashmore        | OL     | 2    | 2      | 27     |
| Julian Hernandez       | OL     | 2    | 11     | 26     |
| Will Sheppard          | WR     | 2    | 16     | 25     |
| Ken Seals              | QB     | 0    | 0      | 16     |
| Gunnar Hansen          | OL     | 2    | 8      | 13     |
| Delfin Xavier Castillo | OL     | 2    | 2      | 12     |
| Jayden McGowan         | WR     | 1    | 0      | 11     |
| AJ Swann               | QB     | 2    | 2      | 8      |
| Junior Uzebu           | OL     | 1    | 0      | 6      |
| Patrick Smith          | RB     | 2    | 2      | 5      |
| Gage Pitchford         | OL     | 0    | 0      | 2      |
| Gamarion Carter        | WR     | 1    | 1      | 2      |
| Justin Ball            | TE     | 2    | 2      | 2      |
| Logan Kyle             | TE     | 1    | 1      | 1      |
| Grayson Morgan         | OL     | 1    | 1      | 1      |
| Quincy Skinner Jr.     | WR     | 1    | 0      | 1      |
| Brayden Bapst          | TE     | 0    | 0      | 1      |
| Defense                | Pos.   | 2023 | Streak | Career |
| Jaylen Mahoney         | S      | 2    | 9      | 36     |
| Ethan Barr             | LB     | 2    | 28     | 29     |
| Nate Clifton           | DE     | 2    | 14     | 27     |
| De'Rickey Wright       | S      | 2    | 7      | 18     |
| Christian James        | DL     | 0    | 0      | 15     |
| Daevion Davis          | DL     | 0    | 0      | 14     |
| BJ Anderson            | CB     | 2    | 2      | 12     |
| CJ Taylor              | ANCHOR | 2    | 10     | 10     |
| Tyson Russell          | CB     | 1    | 0      | 7      |
| Devin Lee              | DL     | 2    | 6      | 7      |
| Aeneas DiCosmo         | STAR   | 2    | 3*     | 6*     |
| Darren Agu             | DE     | 0    | 0      | 3      |
| BJ Diakite             | STAR   | 0    | 0      | 3      |
| Kane Patterson         | LB     | 2    | 2      | 2      |
| Yilanan Outtara        | DL     | 2    | 2      | 2      |
| Martel Hight           | CB     | 1    | 1      | 1      |

*\*includes starts at another institution*

### Honors & Awards

|                         |        |   |
|-------------------------|--------|---|
| <b>Ethan Barr</b>       | LB     | <ul style="list-style-type: none"> <li>• Wuerffel Trophy Watch List</li> <li>• Preseason Shrine Bowl 1000</li> </ul>  |
| <b>Miles Capers</b>     | STAR   | <ul style="list-style-type: none"> <li>• Comeback Player of the Year Watch List</li> </ul>  |
| <b>Matthew Hayball</b>  | P      | <ul style="list-style-type: none"> <li>• Preseason All-SEC, third team (Coaches)</li> <li>• Preseason All-SEC, fourth team specialist (Athlon)</li> <li>• Ray Guy Award Watch List</li> </ul>   |
| <b>Martel Hight</b>     | CB     | <ul style="list-style-type: none"> <li>• Preseason True Freshman All-American (247 Sports)</li> </ul>   |
| <b>Jaylen Mahoney</b>   | S      | <ul style="list-style-type: none"> <li>• Senior Bowl Watch List</li> <li>• Preseason Shrine Bowl 1000</li> </ul>  |
| <b>Jayden McGowan</b>   | WR     | <ul style="list-style-type: none"> <li>• Hornung Award Watch List</li> </ul>  |
| <b>Wesley Schelling</b> | LS     | <ul style="list-style-type: none"> <li>• Preseason All-SEC, first team (Coaches)</li> <li>• Preseason All-SEC, first team (Phil Steele)</li> <li>• Patrick Mannelly Award Watch List</li> <li>• Preseason Shrine Bowl 1000</li> </ul>   |
| <b>Will Sheppard</b>    | WR     | <ul style="list-style-type: none"> <li>• Preseason All-SEC, second team team (Coaches)</li> <li>• Preseason All-SEC, second team (Phil Steele)</li> <li>• Preseason All-SEC, third team offense (Athlon)</li> <li>• Biletnikoff Award Watch List</li> <li>• Maxwell Award Watch List</li> <li>• Senior Bowl Watch List</li> <li>• Preseason Shrine Bowl 1000</li> </ul> |
| <b>AJ Swann</b>         | QB     | <ul style="list-style-type: none"> <li>• Tennessee Sport Writers Association Offensive Player of the Week (Aug. 29)</li> </ul>  |
| <b>CJ Taylor</b>        | ANCHOR | <ul style="list-style-type: none"> <li>• Preseason All-SEC, second team (PFF)</li> <li>• Preseason All-SEC, third team defense (Athlon)</li> </ul>  |
| <b>De'Rickey Wright</b> | SAF    | <ul style="list-style-type: none"> <li>• Tennessee Sport Writers Association Defensive Player of the Week (Aug. 29)</li> <li>• Reese's Senior Bowl Defensive Player of the Week (Aug. 28)</li> <li>• Preseason All-SEC, third team (Phil Steele)</li> <li>• Senior Bowl Watch List</li> <li>• Preseason Shrine Bowl 1000</li> </ul>                                     |

### Dores in the NFL

|                                    |     |     |  |
|------------------------------------|-----|-----|--|
| <b>Khari Blasingame</b><br>2015-18 | FB  | CHI | <ul style="list-style-type: none"> <li>• Played 48 career games over five seasons with TEN and CHI</li> <li>• Appeared in a career-high 16 games in 2022 with CHI</li> <li>• Signed a two-year, \$3.6 million contract with CHI in March 2023</li> </ul>   |
| <b>Oren Burks</b><br>2014-17       | ILB | SF  | <ul style="list-style-type: none"> <li>• Appeared in 76 career games over six seasons with GB and SF</li> <li>• Drafted in the 3rd Round (#88 Overall) of the 2018 NFL Draft by GB</li> <li>• Won three-straight NFC North Championships with GB from 2019-21</li> <li>• Signed a two-year, \$5 million contract with SF in March 2022</li> </ul>  |
| <b>Adam Butler</b><br>2013-16      | DT  | LV  | <ul style="list-style-type: none"> <li>• Played in 80 games, with 13 starts, over five years with NE and MIA</li> <li>• Collected 113 career tackles, 17 sacks, 12 passes defended and one forced fumble in the NFL</li> <li>• Won Super Bowl LIII with NE</li> <li>• Signed a one-year, \$1.55 million contract with LV for the 2023 season</li> </ul>  |
| <b>Zach Cunningham</b><br>2014-16  | ILB | PHI | <ul style="list-style-type: none"> <li>• Played in 82 career games, with 76 starts, over seven seasons with HOU and TEN</li> <li>• Drafted in the 2nd Round (#57 Overall) of the 2017 NFL Draft by HOU</li> <li>• Collected 620 tackles, 392 solo tackles, 29 tackles for loss, 19 defended passes, 6.5 sacks, three fumble recoveries and one pick-six interceptions in the NFL</li> <li>• Led the NFL in combined tackles (164) and solo tackles (106) in 2020 with HOU</li> <li>• Won the AFC South Championship with Tennessee during the 2022 season</li> <li>• Signed a one-year, \$1.78 million contract with PHI in Aug. 2023</li> </ul> |
| <b>Allan George</b><br>2018-21     | CB  | CIN | <ul style="list-style-type: none"> <li>• Played in four games over two seasons with CIN</li> <li>• Signed as an undrafted free agent in May 2022</li> <li>• Won the AFC North Championship with CIN in 2022</li> <li>• Opens 2023 season on CIN practice squad</li> </ul>  |
| <b>Tre Herndon</b><br>2014-17      | CB  | JAX | <ul style="list-style-type: none"> <li>• Played in 67 career games, with 30 starts, in six seasons with JAX</li> <li>• Signed as an undrafted free agent with JAX in April 2018</li> <li>• Collected 197 career tackles, 155 solo tackles, three interceptions, one forced fumble, and one fumble recovery in the NFL</li> <li>• Picked off three passes during the 2019 season</li> <li>• Member of the 2022 JAX team that defeated LAC in the AFC Wild Card Round</li> <li>• Signed one-year, \$2.58 million contract with JAX for 2023</li> </ul>   |
| <b>Jeremy Lucien</b><br>2022       | S   | BAL | <ul style="list-style-type: none"> <li>• Signed a three-year, \$2.7 million contract as an undrafted free agent with BAL in May 2023</li> <li>• Opens 2023 season on BAL practice squad</li> </ul>   |
| <b>Dayo Odeyingbo</b><br>2017-20   | DE  | IND | <ul style="list-style-type: none"> <li>• Played in 27 career games, with four starts, in three seasons with IND</li> <li>• Drafted in the 2nd Round (#54 Overall) in the 2021 NFL Draft by IND</li> <li>• Signed a four-year, \$6.1 million contract with IND in May 2021</li> </ul>   |
| <b>Anfernee Orji</b><br>2019-22    | LB  | NO  | <ul style="list-style-type: none"> <li>• Signed a three-year, \$2.71 million contract with NO as an undrafted free agent in May 2023</li> <li>• Opens 2023 season on NO practice squad</li> </ul>  |
| <b>Trent Sherfield</b><br>2014-17  | WR  | BUF | <ul style="list-style-type: none"> <li>• Played in 78 career games, with nine starts, through six seasons with ARI, SF, MIA, BUF</li> <li>• Signed with ARI as an undrafted free agent in April 2018</li> <li>• Posted a career-high 30 catches for 417 yards and two touchdowns with MIA in 2022</li> <li>• Signed a one-year, \$1.77 million contract with BUF in March 2023</li> </ul>  |
| <b>Justin Skule</b><br>2015-18     | LT  | TB  | <ul style="list-style-type: none"> <li>• Played in 32 career games with 12 starts over four seasons with SF and TB</li> <li>• Drafted in the 6th Round (#183 Overall) in the 2019 NFL Draft by SF</li> <li>• Played a total of 778 offensive snaps in the NFL</li> </ul>   |
| <b>Ke'Shawn Vaughn</b><br>2018-19  | RB  | TB  | <ul style="list-style-type: none"> <li>• Played in 37 career games, with one start, through four seasons with TB</li> <li>• Drafted in the 3rd Round (#76 Overall) in the 2020 NFL Draft by TB</li> <li>• Won Super Bowl LV with TB</li> <li>• Ran for 342 yards and two touchdowns over his first three seasons with TB</li> <li>• Heading into the final season of a four-year, \$4.76 million contract with TB in 2023</li> </ul>   |

The Turnover Battle

| Vanderbilt  |                |               |           |                    |
|-------------|----------------|---------------|-----------|--------------------|
| Game        | Fumbles (lost) | Interceptions | Total TOs | Opp. Points Off TO |
| Hawai'i     | 0 (0)          | 0             | 0         | 0                  |
| Alabama A&M | 0 (0)          | 1             | 1         | 0                  |
| TOTAL       | 0 (0)          | 1             | 1         | 0                  |

Drive Charts

| Vanderbilt  |        |         |      |        |      |    |      |
|-------------|--------|---------|------|--------|------|----|------|
| Game        | Drives | 3 & Out | Pct. | Scores | Pct. | TD | Pct. |
| Hawai'i     | 11     | 2       | 75.0 | 4      | 36.0 | 4  | 36.0 |
| Alabama A&M | 13     | 1       | 81.0 | 7      | 54.0 | 6  | 46.0 |
| TOTAL       | 24     | 3       | 78.0 | 11     | 45.0 | 10 | 41.0 |

Third Down Breakdown

| Vanderbilt  |       |      |      |       |       |     |       |      |
|-------------|-------|------|------|-------|-------|-----|-------|------|
| Game        | 1-3   | 4-6  | 7-9  | 10-14 | 15-19 | 20+ | Tot   | Pct. |
| Hawai'i     | 1-1   | 1-2  | 2-4  | 1-4   | 0-0   | 0-1 | 5-12  | 41.7 |
| Alabama A&M | 5-5   | 1-3  | 2-3  | 1-3   | 0-0   | 0-0 | 9-14  | 64.3 |
| TOTAL       | 6-6   | 2-5  | 4-7  | 2-7   | 0-0   | 0-1 | 14-26 | 53.8 |
|             | 100.0 | 40.0 | 57.1 | 28.6  | 0.0   | 0.0 |       |      |

Big(est) Plays

| Vanderbilt                  |       |                              |             |
|-----------------------------|-------|------------------------------|-------------|
| Longest Play of the Season  |       |                              |             |
| Type                        | Yards | Player                       | Opponent    |
| Rush                        | 25    | AJ Swann                     | Alabama A&M |
| Rushing Touchdown           | 21    | Patrick Smith                | Hawai'i     |
| Pass                        | 41    | AJ Swann to Gamarion Carter  | Hawai'i     |
| Passing Touchdown           | 32    | AJ Swann to London Humphreys | Hawai'i     |
| Punt Return                 | 39    | Will Sheppard                | Alabama A&M |
| Kick Return                 | 97    | Jayden McGowan               | Hawai'i     |
| Interception Return         | 9     | De'Rickey Wright             | Hawai'i     |
| Fumble Return               |       |                              |             |
| Punt                        | 71    | Matthew Hayball              | Hawai'i     |
| Field Goal                  | 23    | Jacob Borcila                | Alabama A&M |
| Big Plays (35+ yards)       |       |                              |             |
| Type (TD?)                  | Yards | Player(s)                    | Opponent    |
| Pass                        | 41    | AJ Swann to Gamarion Carter  | Hawai'i     |
| Pass                        | 35    | Ken Seals to Junior Sherrill | Alabama A&M |
| Dynamite Rushes (15+ yards) |       |                              |             |
| TD?                         | Yards | Player                       | Opponent    |
| TD                          | 21    | Patrick Smith                | Hawai'i     |
|                             | 25    | AJ Swann                     | Alabama A&M |
| TD                          | 17    | Sedrick Alexander            | Alabama A&M |
|                             | 20    | Junior Sherrill              | Alabama A&M |
|                             | 27    | Sedrick Alexander            | Alabama A&M |

| Opponents   |                |               |           |                     |
|-------------|----------------|---------------|-----------|---------------------|
| Game        | Fumbles (lost) | Interceptions | Total TOs | Vandy Points Off TO |
| Hawai'i     | 1 (0)          | 2             | 2         | 0                   |
| Alabama A&M | 0 (0)          | 1             | 1         | 0                   |
| TOTAL       | 1 (0)          | 3             | 3         | 0                   |

| Opponents   |        |         |      |        |      |    |      |
|-------------|--------|---------|------|--------|------|----|------|
| Game        | Drives | 3 & Out | Pct. | Scores | Pct. | TD | Pct. |
| Hawai'i     | 11     | 3       | 77.0 | 4      | 36.0 | 4  | 36.0 |
| Alabama A&M | 12     | 4       | 58.0 | 3      | 25.0 | 1  | 8.0  |
| TOTAL       | 23     | 7       | 67.5 | 7      | 30.5 | 5  | 22.0 |

| Opponents   |      |      |      |       |       |     |      |      |
|-------------|------|------|------|-------|-------|-----|------|------|
| Game        | 1-3  | 4-6  | 7-9  | 10-14 | 15-19 | 20+ | Tot  | Pct. |
| Hawai'i     | 2-4  | 1-3  | 0-2  | 0-2   | 0-0   | 0-0 | 3-11 | 27.3 |
| Alabama A&M | 2-3  | 1-3  | 2-7  | 1-4   | 0-1   | 0-0 | 6-18 | 33.3 |
| TOTAL       | 4-7  | 2-6  | 2-9  | 1-6   | 0-1   | 0-0 | 9-29 | 31.0 |
|             | 57.1 | 33.3 | 22.2 | 16.7  | 0.0   | 0.0 |      |      |

| Opponents                   |       |                                    |             |
|-----------------------------|-------|------------------------------------|-------------|
| Longest Play of the Season  |       |                                    |             |
| Type                        | Yards | Player                             | Opponent    |
| Rush                        | 40    | Ryan Morrow                        | Alabama A&M |
| Rushing Touchdown           | 1     | Dalen Morris                       | Hawai'i     |
| Pass                        | 62    | Xavier Lankford to Terrell Gardner | Alabama A&M |
| Passing Touchdown           | 62    | Xavier Lankford to Terrell Gardner | Alabama A&M |
| Punt Return                 |       |                                    |             |
| Kick Return                 | 30    | Cameron Stone                      | Hawai'i     |
| Interception Return         | 8     | Kaleb Dawson                       | Alabama A&M |
| Fumble Return               |       |                                    |             |
| Punt                        | 56    | Austin McCready                    | Alabama A&M |
| Field Goal                  | 29    | Victor Barbosa                     | Alabama A&M |
| Big Plays (35+ yards)       |       |                                    |             |
| Type (*TD)                  | Yards | Player(s)                          | Opponent    |
| Pass*                       | 45    | Brayden Schager to Steven McBride  | Hawai'i     |
| Pass                        | 35    | Brayden Schrager to Pofele Ashlock | Hawai'i     |
| Pass*                       | 62    | Xavier Lankford to Terrell Gardner | Alabama A&M |
| Rush                        | 40    | Ryan Morrow                        | Alabama A&M |
| Rush                        | 39    | Isaiah Nwokenkwo                   | Alabama A&M |
| Dynamite Rushes (15+ yards) |       |                                    |             |
| TD?                         | Yards | Player                             | Opponent    |
|                             | 22    | Landon Sims                        | Hawai'i     |
|                             | 40    | Ryan Morrow                        | Alabama A&M |
|                             | 39    | Isaiah Nwokenkwo                   | Alabama A&M |

Bigg(est) Plays

| Dynamite Passes (20+ yards) |       |                              |             |
|-----------------------------|-------|------------------------------|-------------|
| TD?                         | Yards | Players                      | Opponent    |
|                             | 32    | AJ Swann to Jayden McGowan   | Hawai'i     |
|                             | 41    | AJ Swann to Gamarion Carter  | Hawai'i     |
| TD                          | 32    | AJ Swann to London Humphreys | Hawai'i     |
|                             | 22    | AJ Swann to Will Sheppard    | Hawai'i     |
|                             | 23    | AJ Swann to London Humphreys | Alabama A&M |
|                             | 23    | AJ Swann to Jayden McGowan   | Alabama A&M |
|                             | 27    | AJ Swann to Justin Ball      | Alabama A&M |
|                             | 21    | AJ Swann to Jayden McGowan   | Alabama A&M |
|                             | 35    | Ken Seals to Junior Sherrill | Alabama A&M |

Scoring Drives

| Vanderbilt |     |     |       |     |      |  |
|------------|-----|-----|-------|-----|------|--|
| Game       | Qtr | Pts | Plays | Yds | TOP  | Scoring Play                                     |
| HAW        | 1   | 6   | 4     | 32  | 1:22 | Smith 21-yard rush (2-pt attempt failed)         |
| HAW        | 1   | 8   |       |     |      | McGowan 97-yard kick return (2-pt conversion)    |
| HAW        | 2   | 7   | 8     | 84  | 4:41 | Sheppard 7-yard pass from Swann (Borcila kick)   |
| HAW        | 3   | 7   | 4     | 38  | 2:01 | Sheppard 1-yard pass from Swann (Borcila kick)   |
| HAW        | 4   | 7   | 10    | 87  | 2:56 | Humphreys 32-yard pass from Swann (Borcila Kick) |
| AAMU       | 1   | 3   | 10    | 47  | 4:29 | Borcila 23-yard field goal                       |
| AAMU       | 2   | 7   | 8     | 50  | 2:38 | Sheppard 3-yard pass from Swann (Borcila kick)   |
| AAMU       | 3   | 7   | 6     | 75  | 2:42 | Sheppard 17-yard pass by Swann (Borcila kick)    |
| AAMU       | 3   | 7   | 8     | 57  | 3:54 | AJ Swann 1-yard rush (Borcila kick)              |
| AAMU       | 4   | 7   | 5     | 53  | 1:23 | Alexander 17-yard rush (Borcila kick)            |
| AAMU       | 4   | 7   | 2     | 19  | 0:45 | Alexander 9-yard rush (Borcila kick)             |
| AAMU       | 4   | 7   | 2     | 49  | 1:06 | Johnson 17-yard pass by Seals (Borcila Kick)     |

| Dynamite Passes (20+ yards) |       |                                    |             |
|-----------------------------|-------|------------------------------------|-------------|
| TD?                         | Yards | Players                            | Opponent    |
|                             | 20    | Brayden Schager to Greyson Morgan  | Hawai'i     |
|                             | 22    | Brayden Schager to Pofele Ashlock  | Hawai'i     |
| TD                          | 45    | Brayden Schager to Steven McBride  | Hawai'i     |
|                             | 23    | Brayde Schager to Solo Vaipulu     | Hawai'i     |
|                             | 35    | Brayden Schrager to Pofele Ashlock | Hawai'i     |
|                             | 50    | Brayden Schrager to Pofele Ashlock | Hawai'i     |
| TD                          | 62    | Xavier Lankford to Terrell Gardner | Alabama A&M |

| Opponents |     |     |       |     |      |   |
|-----------|-----|-----|-------|-----|------|---|
| Game      | Qtr | Pts | Plays | Yds | TOP  | Scoring Play                                      |
| HAW       | 1   | 7   | 8     | 75  | 4:13 | McBride 9-yard pass from Schager (Shipley kick)   |
| HAW       | 2   | 7   | 5     | 68  | 1:45 | McBride 45-yard pass from Schrager (Shipley Kick) |
| HAW       | 4   | 7   | 8     | 75  | 3:28 | Ashlock 3-yard pass from Schrager (Shipley kick)  |
| HAW       | 4   | 7   | 6     | 67  | 2:18 | Morris 1-yard rush (Shipley kick)                 |
| AAMU      | 1   | 3   | 20    | 71  | 8:55 | Barbosa 21-yard field goal                        |
| AAMU      | 3   | 7   | 2     | 73  | 0:40 | Gardner 62-yard pass from Lankford (Barbosa kick) |
| AAMU      | 4   | 3   | 10    | 63  | 5:11 | Barbosa 29-yard field goal                        |



**Records At-A-Glance**

|                  |           |        |  |
|------------------|-----------|--------|--|
| Rushing Yards    | Game      | 1.     | 321 • Frank Mordica vs. Air Force, 1978        |
|                  |           | 10.    | 180 • Twice                                    |
|                  |           | 2023   | 89 • <i>Sedrick Alexander vs. Ala. A&amp;M</i> |
|                  | Season    | 1.     | 1,283 • Ralph Webb, 2016                       |
|                  |           | 10.    | 1,028 • Ke'Shawn Vaughn, 2019                  |
|                  |           | 2023   | 89 • <i>Sedrick Alexander</i>                  |
|                  | Career    | 1.     | 4,173 • Ralph Webb, 2014-17                    |
|                  |           | 10.    | 2,021 • Rodney Williams, 1998-2001             |
|                  |           | Active | 591 • <i>Patrick Smith, 2021-present</i>       |
|                  | Senior    | 1.     | 1,141 • Zac Stacy, 2012                        |
|                  |           | 10.    | 675 • Lew Thomas, 2021                         |
|                  | Junior    | 1.     | 1,283 • Ralph Webb, 2016                       |
|                  |           | 10.    | 639 • Norval McKenzie, 2003                    |
|                  | Sophomore | 1.     | 1,152 • Ralph Webb, 2015                       |
|                  |           | 10.    | 577 • Ronnie Gordon, 1994                      |
| Rushing Attempts | Freshman  | 1.     | 907 • Ralph Webb, 2014                         |
|                  |           | 10.    | 461 • Dean Davidson, 1947                      |
|                  | Game      | 1.     | 35 • Three times                               |
|                  |           | 5.     | 31 • Ralph Webb, 2014                          |
|                  |           | 2023   | 12 • <i>Sedrick Alexader vs. Ala. A&amp;M</i>  |
|                  | Season    | 1.     | 277 • Ralph Webb, 2015                         |
|                  |           | 10.    | 198 • Ke'Shawn Vaughn, 2019                    |
|                  |           | 2023   | 14 • <i>Sedrick Alexander</i>                  |
|                  | Career    | 1.     | 931 • Ralph Webb                               |
|                  |           | 10.    | 453 • Jay Cutler                               |
|                  |           | Active | 155 • <i>Patrick Smith</i>                     |

|                  |           |        |  |
|------------------|-----------|--------|--|
| Rushing TD       | Game      | 1.     | 5 • Frank Mordica vs. Air Force, 1978  |
|                  |           | 10.    | 3 • 12 times                           |
|                  |           | 2023   | 2 • <i>Sedrick Alexander</i>           |
|                  | Season    | 1.     | 14 • Twice                             |
|                  |           | 10.    | 9 • Three times                        |
|                  |           | 2023   | 2 • <i>Sedrick Alexander</i>           |
|                  | Career    | 1.     | 32 • Ralph Webb, 2014-17               |
|                  |           | 9.     | 15 • Twice                             |
|                  |           | Active | 3 • <i>Patrick Smith</i>               |
| Passing Yards    | Game      | 1.     | 464 • Whit Taylor at Tennessee, 1981   |
|                  |           | 10.    | 367 • Kyle Shurmur vs. Tennessee, 2018 |
|                  |           | 2023   | 258 • <i>AJ Swann vs. Hawai'i</i>      |
|                  | Season    | 1.     | 3,178 • Kurt Page, 1983                |
|                  |           | 10.    | 2,409 • Kyle Shurmur, 2016             |
|                  |           | 2023   | 452 • <i>AJ Swann</i>                  |
|                  | Career    | 1.     | 8,865 • Kyle Shurmur, 2015-18          |
|                  |           | 10.    | 3,406 • Chris Nickson, 2005-08         |
|                  |           | Active | 3,161 • <i>Ken Seals</i>               |
|                  | Senior    | 1.     | 3,130 • Kyle Shurmur, 2018             |
|                  |           | 10.    | 1,585 • Riley Neal, 2019               |
|                  | Junior    | 1.     | 3,178 • Kurt Page, 1983                |
|                  |           | 10.    | 1,383 • Mike Wright, 1977              |
|                  | Sophomore | 1.     | 2,409 • Kyle Shurmur, 2016             |
|                  |           | 10.    | 1,043 • Mackenzi Adams, 2007           |
| Passing Attempts | Freshman  | 1.     | 1,928 • Ken Seals, 2020                |
|                  |           | 4.     | 1,274 • <i>AJ Swann, 2022</i>          |
|                  |           | 10.    | 642 • Patton Robinette, 2013           |
|                  | Game      | 1.     | 66 • Jay Cutler vs. Kentucky, 2005     |
|                  |           | 10.    | 49 • Four times                        |
|                  |           | 2023   | 30 • <i>AJ Swann vs. Ole Miss</i>      |
|                  | Season    | 1.     | 493 • Kurt Page, 1983                  |
|                  |           | 10.    | 350 • Kurt Page, 1984                  |
|                  |           | 2023   | 30 • <i>AJ Swann</i>                   |
|                  | Career    | 1.     | 1,264 • Kyle Shurmur                   |
|                  |           | 10.    | 541 • Chris Nickson                    |
|                  |           | Active | 514 • <i>Ken Seals</i>                 |
| Passing Comp.    | Game      | 1.     | 39 • Jay Cutler vs. Kentucky, 2005     |
|                  |           | 4.     | 31 • Four times, Ken Seals twice       |
|                  |           | 9.     | 29 • Five times                        |
|                  |           | 2023   | 19 • <i>AJ Swann vs. Hawai'i</i>       |
|                  | Season    | 1.     | 286 • Kurt Page, 1983                  |
|                  |           | 10.    | 193 • Austyn Carta-Saumels             |
|                  |           | 2023   | 19 • <i>AJ Swann</i>                   |
|                  | Career    | 1.     | 722 • Kyle Shurmur, 2015-18            |
|                  |           | 6.     | 365 • Eric Jones, 1986-88              |
|                  |           | 7.     | 313 • Ken Seals, 2020-current          |
|                  |           | 10.    | 299 • Jordan Rodgers, 2011-12          |

|            |           |        |  |
|------------|-----------|--------|--|
| Comp. Pct. | Game      | 1.     | 88.6 • Kyle Shurmur vs. Tennessee, 2018                |
|            |           | 8.     | 77.5 • Ken Seals vs. Ole Miss, 2020                    |
|            |           | 10.    | 75.9 • Kyle Shurmur vs. TN St., 2018                   |
|            |           | 2023   | 63.3 • <i>AJ Swann vs. Hawai'i</i>                     |
|            | Season    | 1.     | 74.4 • Jim Looney, 1953                                |
|            |           | 3.     | 64.6 • Ken Seals, 2020                                 |
|            |           | 10.    | 58.5 • Whit Taylor, 1981                               |
|            |           | 2023   | 57.6 • <i>AJ Swann</i>                                 |
|            | Career    | 1.     | 57.2 • Jay Cutler, 2002-05                             |
|            |           | 10.    | 49.1 • Larry Smith, 2008-11                            |
|            |           | Active | 61.3 • <i>Ken Seals*</i>                               |
| Passing TD | Game      | 1.     | 5 • Three times  |
|            |           | 4.     | 4 • Nine Times   |
|            |           | 2023   | 3 • <i>AJ Swann vs. Hawai'i</i>                        |
|            | Season    | 1.     | 26 • Kyle Shurmur, 2017                                |
|            |           | 10.    | 15 • Three times                                       |
|            |           | 2023   | 3 • <i>AJ Swann</i>                                    |
|            | Career    | 1.     | 64 • Kyle Shurmur, 2015-18                             |
|            |           | 10.    | 21 • Mike Wright, 2020-22                              |
|            |           | Active | 18 • <i>Ken Seals</i>                                  |
| Rec.       | Game      | 1.     | 20 • Norman Jordan vs. Air Force, 1982                 |
|            |           | 9.     | 13 • Six times   |
|            |           | 2023   | 6 • <i>W. Sheppard &amp; J. McGowan (twice each)</i>   |
|            | Season    | 1.     | 112 • Jordan Matthews, 2013                            |
|            |           | 10.    | 70 • Chuck Scott, 1983                                 |
|            |           | 2023   | 12 • <i>Will Sheppard &amp; Jayden McGowan</i>         |
|            | Career    | 1.     | 262 • Jordan Matthews, 2010-13                         |
|            |           | 10.    | 132 • Martin Cox, 1975-78                              |
|            |           | Active | 117 • <i>Will Sheppard</i>                             |
|            | Senior    | 1.     | 112 • Jordan Matthews, 2013                            |
|            |           | 10.    | 53 • Tavarus Hogans, 1999                              |
|            | Junior    | 1.     | 97 • Keith Edwards, 1983                               |
|            |           | 8.     | 60 • <i>Will Sheppard, 2022</i>                        |
|            | Sophomore | 1.     | 82 • Earl Bennett, 2006                                |
|            |           | 10.    | 41 • Three times                                       |
| Rec. Yards | Freshman  | 1.     | 79 • Earl Bennett, 2005                                |
|            |           | 3.     | 44 • Jayden McGowan, 2022                              |
|            |           | 10.    | 28 • <i>CJ Duncan, 2014 &amp; Brandon Barden, 2008</i> |
|            | Game      | 1.     | 240 • Trent Sherfield vs. Austin Peay, 2015            |
|            |           | 10.    | 184 • Three times                                      |
|            |           | 2023   | 72 • <i>Jayden McGowan vs. Hawai'i</i>                 |
|            | Season    | 1.     | 1,477 • Jordan Matthews, 2013                          |
|            |           | 10.    | 916 • Kalija Lipscomb, 2018                            |
|            |           | 2023   | 72 • <i>Jayden McGowan</i>                             |
|            | Career    | 1.     | 3,759 • Jordan Matthews, 2010-13                       |
|            |           | 10.    | 1,767 • Erik Davis                                     |
|            |           | Active | 1,513 • <i>Will Sheppard</i>                           |

\* - Indicates active player is short of minimum to enter career top-10

**Records At-A-Glance**

|                         |        |               |  |
|-------------------------|--------|---------------|--|
| <b>Rec. TDs</b>         | Game   | 1.            | 5 • Earl Bennett vs. Kentucky, 2005                    |
|                         |        | 3.            | 3 • Four times (last: Earl Bennett vs. Richmond, 2007) |
|                         |        | 2023          | 2 • <i>W. Sheppard vs. Hawai'i &amp; Ala. A&amp;M</i>  |
|                         | Season | 1.            | 14 • Allama Matthews, 1982                             |
|                         |        | 8.            | 8 • Six times (last Kalija Lipscomb, 2017)             |
|                         | Career | 1.            | 24 • Jordan Matthews, 2010-13                          |
|                         |        | 6.            | 18 • Allama Matthews, 1981-82                          |
|                         |        | <b>t-7.</b>   | <b>17 • Will Sheppard 2020-present</b>                 |
| <b>Tackles</b>          | Game   | 1.            | 37 • Chris Gaines vs. Tulane, 1987                     |
|                         |        | 2023          | 9 • <i>CJ Taylor vs. Hawai'i</i>                       |
|                         | Season | 1.            | 214 • Chris Gaines, 1987                               |
|                         |        | 10.           | 140 • Twice  |
|                         |        | 2023          | 15 • <i>CJ Taylor &amp; Langston Patterson</i>         |
|                         | Career | 1.            | 458 • Andrew Coleman, 1978-81                          |
|                         |        | 10.           | 388 • Shelton Quarles, 1990-93                         |
|                         |        | <i>Active</i> | 195 • <i>Jaylen Mahoney</i>                            |
| <b>Tackles for Loss</b> | Game   | 1.            | 5.0 • Stephen Weatherly vs. Tenn., 2014                |
|                         |        | 2023          | 2.5 • <i>CJ Taylor vs. Hawai'i</i>                     |
|                         | Season | 1.            | 23.0 • Jamie Winborn, 1999                             |
|                         |        | 10.           | 13.0 • Anfernee Orji, 2021 and one                     |
|                         |        | 2023          | 2.5 • <i>CJ Taylor</i>                                 |
|                         | Career | 1.            | 45.0 • Jamie Winborn                                   |
|                         |        | 8.            | 28.5 • Twice   |
|                         |        | <i>Active</i> | 15 • <i>Jaylen Mahoney</i>                             |
| <b>Sacks</b>            | Season | 1.            | 12.0 • Alan Young, 1993                                |
|                         |        | 10.           | 6.5 • Matt Stewart, 2000                               |
|                         |        | 2023          | 2.5 • <i>CJ Taylor</i>                                 |
|                         | Career | 1.            | 21.5 • Alan Young, 1989, 1991-93                       |
| <b>INT</b>              | Game   | 1.            | 3 • Five times   |
|                         |        | 2023          | 2 • <i>De'Rickey Wright vs. Hawai'i</i>                |
|                         | Season | 1.            | 8 • Twice  |
|                         |        | 10.           | 5 • 10 Times   |
|                         |        | 2023          | 2 • <i>De'Rickey Wright</i>                            |
|                         | Career | 1.            | 15 • Casey Hayward, 2008-11                            |
|                         |        | 10.           | 10 • Five times  |
|                         |        | <i>Active</i> | 5 • <i>De'Rickey Wright</i>                            |
| <b>INT Return Yds.</b>  | Game   | 1.            | 128 • Archibald Barnes vs. Tenn., 2011                 |
|                         |        | 3.            | 100 • Trey Wilson vs. Presby., 2012                    |
|                         |        | 2023          | 9 • <i>De'Rickey Wright vs. Hawai'i</i>                |
|                         | Season | 1.            | 182 • Trey Wilson, 2012                                |
|                         |        | 2023          | 9 • <i>De'Rickey Wright</i>                            |
|                         | Career | 1.            | 229 • Robert Davis, 1990-93                            |
|                         |        | <i>Active</i> | 50 • <i>De'Rickey Wright</i>                           |
| <b>INT Ret. for TD</b>  | Season | 1.            | 2 • Trey Wilson (twice) & Jay Chesley                  |
|                         | Career | 1.            | 4 • Trey Wilson, 2009-12                               |

|                            |        |               |   |
|----------------------------|--------|---------------|---|
| <b>Forced Fumbles</b>      | Season | 1.            | 5 • Three times                             |
|                            |        | 4.            | 4 • Seven times                             |
|                            |        | 2023          | 1 • <i>De'Rickey Wright</i>                 |
|                            | Career | 1.            | 8 • Twice                                   |
|                            |        | 4.            | 5 • Anfernee Orji & two others              |
| <b>Fumbles Recovered</b>   | Season | 1.            | 5 • Reggie Calvin, 1977                     |
|                            |        | 2.            | 4 • Seven times                             |
|                            |        | 2023          | <i>n/a</i>                                  |
|                            | Career | 1.            | 7 • Zach Cunningham, 2014-16                |
|                            |        | 2.            | 6 • Five times                              |
|                            |        | <i>Active</i> | 3 • <i>Jaylen Mahoney</i>                   |
| <b>Pass BreakUps</b>       | Season | 1.            | 18 • Andre Hal, 2013                        |
|                            |        | 10.           | 12 • Twice                                  |
|                            |        | 2023          | 2 • <i>BJ Anderson</i>                      |
|                            | Career | 1.            | 34 • Twice                                  |
|                            |        | 4.            | 17 • Jimmy Williams, 1997-2000              |
|                            |        | <i>Active</i> | 12 • <i>Jaylen Mahoney</i>                  |
| <b>Field Goal Attempts</b> | Game   | 1.            | 5 • Four times                              |
|                            |        | 2023          | 1 • Jacob Borcila                           |
|                            | Season | 1.            | 24 • Carey Spear, 2012                      |
|                            |        | 9.            | 19 • <b>Joseph Bulovas, 2021</b>            |
|                            |        | 2023          | 1 • Jacob Borcila                           |
|                            | Career | 1.            | 72 • Bryant Hahnfeldt, 2005-08              |
|                            |        | 5.            | 52 • Johnny Clark, 1986-89                  |
|                            |        | <i>Active</i> | 1 • <i>Jacob Borcila (38 tot)</i>           |
| <b>Field Goals Made</b>    | Game   | 1.            | 4 • Twice                                   |
|                            |        | 2023          | 1 • Jacob Borcila                           |
|                            | Season | 1.            | 20 • Carey Spear, 2012                      |
|                            |        | 6.            | 14 • <b>Joseph Bulovas, 2021</b>            |
|                            |        | 2023          | 1 • Jacob Borcila                           |
|                            | Career | 1.            | 47 • John Markham, 1997-2000                |
|                            |        | 5.            | 38 • Tommy Openshaw, 2014-17                |
|                            |        | <i>Active</i> | 1 • <i>Jacob Borcila (22 tot)</i>           |
| <b>Field Goal Pct.</b>     | Season | 1.            | .857 • Hawkins Golden (12-14), 1973         |
|                            |        | 2023          | 1.000 • <i>Jacob Borcila</i>                |
|                            | Career | 1.            | .780 • Carey Spear (39-50), 2010-13         |
|                            |        | 3.            | .709 • Ryley Guay (22-31), 2017-19          |
|                            |        | <i>Active</i> | 57.9 • <i>Jacob Borcila (1.000 at VU)</i>   |
| <b>PAT Att.</b>            | Game   | 1.            | 9 • Zack Clinard vs. Tenn. Tech, 1947       |
|                            | Season | 1.            | 48 • Zack Clinard, 1948 & Carey Spear, 2013 |
|                            |        | 3.            | 47 • Ryley Guay, 2018                       |
|                            |        | 2023          | 8 • <i>Jacob Borcila</i>                    |
|                            | Career | 1.            | 121 • Bryant Hahnfeldt, 2005-08             |
|                            |        | 2.            | 111 • Tommy Openshaw, 2014-17               |
|                            |        | 2023          | 89 • <i>Jacob Borcila (8 at VU, 89 tot)</i> |

|                  |        |               |   |
|------------------|--------|---------------|---|
| <b>PAT Made</b>  | Game   | 1.            | 8 • Zack Clinard twice  |
|                  |        | 2023          | 8 • <i>Jacob Borcila</i>  |
|                  | Season | 1.            | 48 • Carey Spear, 2013  |
|                  |        | 2.            | 47 • Ryley Guay, 2018   |
|                  |        | 2023          | 8 • <i>Jacob Borcila</i>  |
|                  | Career | 1.            | 117 • Bryant Hahnfeldt, 2005-08   |
|                  |        | 2.            | 110 • Tommy Openshaw, 2010-13   |
|                  |        | <i>Active</i> | 88 • <i>Jacob Borcila (8 at VU, 88 tot)</i>   |
| <b>PAT Pct.</b>  | Season | 1.            | 1.000 • <b>Joseph Bulovas, plus four</b>  |
|                  |        | 2023          | 1.000 • <i>Jacob Borcila (8-8)</i>  |
|                  | Career | 1.            | .991 • Tommy Openshaw (110-111)   |
|                  |        | 3.            | .967 • Bryant Hahnfeldt (117-121)   |
|                  |        | <i>Active</i> | 1.000 • <i>Jacob Borcila (8-8 at VU)</i><br>.989 • <i>Jacob Borcila (88-89 tot)</i> |
| <b>Punts</b>     | Game   | 1.            | 14 • Twice  |
|                  |        | 2023          | 3 • <i>Matthew Hayball vs. Hawai'i</i>  |
|                  | Season | 1.            | 84 • Richard Kent, 2010   |
|                  |        | 6.            | 78 • Bill Marinangel, 1996  |
|                  |        | 2023          | 8 • <i>Matthew Hayball</i>  |
|                  | Career | 1.            | 227 • Jim Arnold, 1979-82   |
|                  |        | 5.            | 207 • Richard Kent, 2010-12   |
|                  |        | <i>Active</i> | 237 • <i>Matthew Hayball (63 at VU)</i>   |
| <b>Punt Yds.</b> | Game   | 1.            | 560 • Bill Marinangel at Georgia, 1996  |
|                  |        | 2023          | 161 • <i>Matthew Hayball vs. Hawai'i</i>  |
|                  | Season | 1.            | 3,586 • Bill Marinangel, 1996   |
|                  |        | 7.            | 3,089 • Jim Arnold, 1981  |
|                  |        | 2023          | 267 • <i>Matthew Hayball</i>  |
|                  | Career | 1.            | 12,171 • Jim Arnold, 1979-82  |
|                  |        | 5.            | 8,882 • Richard Kent, 2010-12   |
|                  |        | <i>Active</i> | 10,627 • <i>Matthew Hayball (2,901 at VU)</i>                                       |
| <b>Punt Avg.</b> | Game   | 1.            | 53.1 • Jim Arnold vs. North Carolina, 1982  |
|                  |        | 2.            | 50.0 • Parker Thome vs. South Carolina, 2018  |
|                  |        | 2023          | 53.7 • <i>Matthew Hayball vs. Hawai'i</i>   |
|                  | Season | 1.            | 48.2 • Ricky Anderson, 1984   |
|                  |        | 10.           | 43.1 • Brett Upson, 2009  |
|                  |        | 2023          | 53.4 • <i>Matthew Hayball</i>   |
|                  | Career | 1.            | 45.6 • Ricky Anderson, 1981-84  |
|                  |        | 10.           | 39.8 • J.P. Moore, 1941-42, 1946  |
|                  |        | <i>Active</i> | 44.8 • <i>Matthew Hayball (both schools)</i>  |
| <b>KO Ret.</b>   | Game   | 1.            | 8 • Twice   |
|                  |        | 3.            | 7 • Three times   |
|                  |        | 2023          | 2 • <i>Jayden McGowan vs. Ala. A&amp;M</i>  |
|                  | Season | 1.            | 40 • Warren Norman, 2009  |
|                  |        | 8.            | 30 • Kwane Doster, 2004   |
|                  |        | 2023          | 3 • <i>Jayden McGowan</i>   |
|                  | Career | 1.            | 108 • Darrius Sims, 2013-16   |
|                  |        | 3.            | 85 • Tony Jackson, 1989-93  |
|                  |        | <i>Active</i> | 18 • <i>Jayden McGowan</i>  |



**2023-24 Vanderbilt Football  
Game Results  
All games**

Page 1/1  
as of Sep 04, 2023

**Team Results**

|  | Date       | Opponent    |   | Score | Overall | Conf | Time | Attend |
|--|------------|-------------|---|-------|---------|------|------|--------|
|  | 08/26/2023 | Hawaii      | W | 35-28 | 1-0     | 0-0  | 3:35 | 21406  |
|  | 09/02/2023 | Alabama A&M | W | 47-13 | 2-0     | 0-0  | 3:25 | 22035  |



# 2023-24 Vanderbilt Football Team Game-by-Game All games

Page 1/1  
as of Sep 04, 2023

|            |             | Rushing |     |    |    | Receiving |     |    |    | Passing |     |     |     | Kick Returns |    |     |     | Punt Returns |    |     |     | tot |    |     |
|------------|-------------|---------|-----|----|----|-----------|-----|----|----|---------|-----|-----|-----|--------------|----|-----|-----|--------------|----|-----|-----|-----|----|-----|
| Date       | Opponent    | no.     | yds | td | lg | no.       | yds | td | lg | cmp     | att | int | yds | td           | lg | no. | yds | td           | lg | no. | yds | td  | lg | off |
| 08/26/2023 | Hawaii      | 26      | 39  | 1  | 21 | 19        | 258 | 3  | 41 | 19      | 30  | 0   | 258 | 3            | 41 | 1   | 97  | 1            | 97 | 1   | 27  | 0   | 27 | 297 |
| 09/02/2023 | Alabama A&M | 34      | 215 | 3  | 27 | 17        | 246 | 3  | 35 | 17      | 31  | 1   | 246 | 3            | 35 | 3   | 69  | 0            | 29 | 5   | 78  | 0   | 39 | 461 |
| Vanderbilt |             | 60      | 254 | 4  | 27 | 36        | 504 | 6  | 41 | 36      | 61  | 1   | 504 | 6            | 41 | 4   | 166 | 1            | 97 | 6   | 105 | 0   | 39 | 758 |
| Opponents  |             | 58      | 175 | 1  | 39 | 45        | 494 | 4  | 62 | 45      | 69  | 3   | 494 | 4            | 62 | 7   | 140 | 0            | 30 | 0   | 0   | 0   | 0  | 669 |

## Vanderbilt Averages

| Games | Avg/ rush | Avg/ catch | Pass effc | KR avg | PR avg | All purpose avg/game | Total offense avg/game |
|-------|-----------|------------|-----------|--------|--------|----------------------|------------------------|
| 2     | 4.2       | 14.0       | 157.6     | 41.5   | 17.5   | 521.5                | 379.0                  |

|            |             | Tackles |    |       |         | Sacks  | Fumble | Pass Defense |         |     | blkd | PAT attempts |      |      | off |     |     |     |
|------------|-------------|---------|----|-------|---------|--------|--------|--------------|---------|-----|------|--------------|------|------|-----|-----|-----|-----|
| Date       | Opponent    | ua      | a  | total | tfl-yds | no-yds | ff     | fr-yds       | int-yds | qbh | brup | kick         | kick | rush | rcv | saf | t/o | pts |
| 08/26/2023 | Hawaii      | 37      | 22 | 59    | 8.0-28  | 3-18   | 1      | 0-0          | 2-9     | 4   | 4    | 0            | 3-3  | 0    | 1   | 0   | 0   | 35  |
| 09/02/2023 | Alabama A&M | 30      | 40 | 70    | 7.0-26  | 2-18   | 0      | 0-0          | 1-5     | 3   | 2    | 2            | 6-6  | 0    | 0   | 1   | 0   | 47  |
| Vanderbilt |             | 67      | 62 | 129   | 15.0-54 | 5-36   | 1      | 0-0          | 3-14    | 7   | 6    | 2            | 9-9  | 0    | 1   | 1   | 0   | 82  |
| Opponents  |             | 72      | 34 | 106   | 13.0-56 | 4-28   | 0      | 0-0          | 1-8     | 3   | 12   | 0            | 5-5  | 0    | 0   | 0   | 0   | 41  |

| Date              | Opponent    | Punting   |            |             |           |          |          |          |          | Field Goals |            |           |          | Kickoffs  |            |             |          |          |
|-------------------|-------------|-----------|------------|-------------|-----------|----------|----------|----------|----------|-------------|------------|-----------|----------|-----------|------------|-------------|----------|----------|
|                   |             | no.       | yds        | avg         | long      | blkd     | tb       | fc       | 50+      | i20         | md-att     | long      | blkd     | no.       | yds        | avg         | tb       | ob       |
| 08/26/2023        | Hawaii      | 3         | 161        | 53.7        | 71        | 0        | 2        | 1        | 1        | 0           | 0-0        | 0         | 0        | 6         | 379        | 63.2        | 2        | 0        |
| 09/02/2023        | Alabama A&M | 2         | 106        | 53.0        | 54        | 0        | 0        | 2        | 2        | 1           | 1-1        | 23        | 0        | 8         | 505        | 63.1        | 4        | 0        |
| <b>Vanderbilt</b> |             | <b>5</b>  | <b>267</b> | <b>53.4</b> | <b>71</b> | <b>0</b> | <b>2</b> | <b>3</b> | <b>3</b> | <b>1</b>    | <b>1-1</b> | <b>23</b> | <b>0</b> | <b>14</b> | <b>884</b> | <b>63.1</b> | <b>6</b> | <b>0</b> |
| <b>Opponents</b>  |             | <b>12</b> | <b>417</b> | <b>34.8</b> | <b>56</b> | <b>2</b> | <b>0</b> | <b>1</b> | <b>3</b> | <b>1</b>    | <b>2-2</b> | <b>29</b> | <b>0</b> | <b>9</b>  | <b>543</b> | <b>60.3</b> | <b>3</b> | <b>0</b> |





# 2023-24 Vanderbilt Football Opponents Game-by-Game All games

Page 1/1  
as of Sep 04, 2023

|            |             | Rushing |     |    |    | Receiving |     |    |    | Passing |     |     |     | Kick Returns |    |     |     | Punt Returns |    |     |     | tot |    |     |
|------------|-------------|---------|-----|----|----|-----------|-----|----|----|---------|-----|-----|-----|--------------|----|-----|-----|--------------|----|-----|-----|-----|----|-----|
| Date       | Opponent    | no.     | yds | td | lg | no.       | yds | td | lg | cmp     | att | int | yds | td           | lg | no. | yds | td           | lg | no. | yds | td  | lg | off |
| 08/26/2023 | Hawaii      | 25      | 40  | 1  | 22 | 27        | 351 | 3  | 50 | 27      | 35  | 2   | 351 | 3            | 50 | 4   | 90  | 0            | 30 | 0   | 0   | 0   | 0  | 391 |
| 09/02/2023 | Alabama A&M | 33      | 135 | 0  | 39 | 18        | 143 | 1  | 62 | 18      | 34  | 1   | 143 | 1            | 62 | 3   | 50  | 0            | 19 | 0   | 0   | 0   | 0  | 278 |
| Opponents  |             | 58      | 175 | 1  | 39 | 45        | 494 | 4  | 62 | 45      | 69  | 3   | 494 | 4            | 62 | 7   | 140 | 0            | 30 | 0   | 0   | 0   | 0  | 669 |
| Vanderbilt |             | 60      | 254 | 4  | 27 | 36        | 504 | 6  | 41 | 36      | 61  | 1   | 504 | 6            | 41 | 4   | 166 | 1            | 97 | 6   | 105 | 0   | 39 | 758 |

## Opponents Averages

| Games | Avg/ rush | Avg/ catch | Pass effc | KR avg | PR avg | All purpose avg/game | Total offense avg/game |
|-------|-----------|------------|-----------|--------|--------|----------------------|------------------------|
| 2     | 3.0       | 11.0       | 135.8     | 20.0   | 0.0    | 408.5                | 334.5                  |

| Date              | Opponent    | Tackles   |           |            |                | Sacks       |          | Fumble     |             | Pass Defense |           |          | blkd       | PAT attempts |          |          | off      |           |
|-------------------|-------------|-----------|-----------|------------|----------------|-------------|----------|------------|-------------|--------------|-----------|----------|------------|--------------|----------|----------|----------|-----------|
|                   |             | ua        | a         | total      | tfl-yds        | no-yds      | ff       | fr-yds     | int-yds     | qbh          | brup      | kick     | kick       | rush         | rcv      | saf      | t/o      | pts       |
| 08/26/2023        | Hawaii      | 35        | 6         | 41         | 9.0-44         | 3-26        | 0        | 0-0        | 0-0         | 2            | 6         | 0        | 4-4        | 0            | 0        | 0        | 0        | 28        |
| 09/02/2023        | Alabama A&M | 37        | 28        | 65         | 4.0-12         | 1-2         | 0        | 0-0        | 1-8         | 1            | 6         | 0        | 1-1        | 0            | 0        | 0        | 0        | 13        |
| <b>Opponents</b>  |             | <b>72</b> | <b>34</b> | <b>106</b> | <b>13.0-56</b> | <b>4-28</b> | <b>0</b> | <b>0-0</b> | <b>1-8</b>  | <b>3</b>     | <b>12</b> | <b>0</b> | <b>5-5</b> | <b>0</b>     | <b>0</b> | <b>0</b> | <b>0</b> | <b>41</b> |
| <b>Vanderbilt</b> |             | <b>67</b> | <b>62</b> | <b>129</b> | <b>15.0-54</b> | <b>5-36</b> | <b>1</b> | <b>0-0</b> | <b>3-14</b> | <b>7</b>     | <b>6</b>  | <b>2</b> | <b>9-9</b> | <b>0</b>     | <b>1</b> | <b>1</b> | <b>0</b> | <b>82</b> |

| Date              | Opponent    | Punting   |            |             |           |          |          |          |          |          |            | Field Goals |          |           | Kickoffs   |             |          |          |
|-------------------|-------------|-----------|------------|-------------|-----------|----------|----------|----------|----------|----------|------------|-------------|----------|-----------|------------|-------------|----------|----------|
|                   |             | no.       | yds        | avg         | long      | blkd     | tb       | fc       | 50+      | i20      | md-att     | long        | blkd     | no.       | yds        | avg         | tb       | ob       |
| 08/26/2023        | Hawaii      | 4         | 138        | 34.5        | 55        | 0        | 0        | 1        | 1        | 1        | 0-0        | 0           | 0        | 4         | 254        | 63.5        | 1        | 0        |
| 09/02/2023        | Alabama A&M | 8         | 279        | 34.9        | 56        | 2        | 0        | 0        | 2        | 0        | 2-2        | 29          | 0        | 5         | 289        | 57.8        | 2        | 0        |
| <b>Opponents</b>  |             | <b>12</b> | <b>417</b> | <b>34.8</b> | <b>56</b> | <b>2</b> | <b>0</b> | <b>1</b> | <b>3</b> | <b>1</b> | <b>2-2</b> | <b>29</b>   | <b>0</b> | <b>9</b>  | <b>543</b> | <b>60.3</b> | <b>3</b> | <b>0</b> |
| <b>Vanderbilt</b> |             | <b>5</b>  | <b>267</b> | <b>53.4</b> | <b>71</b> | <b>0</b> | <b>2</b> | <b>3</b> | <b>3</b> | <b>1</b> | <b>1-1</b> | <b>23</b>   | <b>0</b> | <b>14</b> | <b>884</b> | <b>63.1</b> | <b>6</b> | <b>0</b> |



**2023-24 Vanderbilt Football  
Overall Team Statistics  
All games**

Page 1/2  
as of Sep 04, 2023

**Team Statistics**

|                                  | <b>VANDY</b>  | <b>OPP</b>    |
|----------------------------------|---------------|---------------|
| <b>Scoring</b>                   | <b>82</b>     | <b>41</b>     |
| Points per game                  | 41.0          | 20.5          |
| Points Off Turnovers             | 0             | 0             |
| <b>First Downs</b>               | <b>41</b>     | <b>33</b>     |
| Rushing                          | 16            | 12            |
| Passing                          | 20            | 18            |
| Penalty                          | 5             | 3             |
| <b>Rushing Yardage</b>           | <b>254</b>    | <b>175</b>    |
| Yards gained rushing             | 313           | 226           |
| Yards lost rushing               | 59            | 51            |
| Rushing attempts                 | 60            | 58            |
| Average per rush                 | 4.2           | 3.0           |
| Average per game                 | 127.0         | 87.5          |
| TDs Rushing                      | 4             | 1             |
| <b>Passing Yardage</b>           | <b>504</b>    | <b>494</b>    |
| Comp-Att-Int                     | 36-61-1       | 45-69-3       |
| Average per pass                 | 8.3           | 7.2           |
| Average per catch                | 14.0          | 11.0          |
| Average per game                 | 252.0         | 247.0         |
| TDs Passing                      | 6             | 4             |
| <b>Total offense</b>             | <b>758</b>    | <b>669</b>    |
| Total plays                      | 121           | 127           |
| Average per play                 | 6.3           | 5.3           |
| Average per game                 | 379.0         | 334.5         |
| <b>Kick returns: #-Yards</b>     | <b>4-166</b>  | <b>7-140</b>  |
| <b>Punt returns: #-Yards</b>     | <b>6-105</b>  | <b>0-0</b>    |
| <b>Int returns: #-Yards</b>      | <b>3-14</b>   | <b>1-8</b>    |
| <b>Kick return average</b>       | <b>41.5</b>   | <b>20.0</b>   |
| <b>Punt return average</b>       | <b>17.5</b>   | <b>0.0</b>    |
| <b>Int return average</b>        | <b>4.7</b>    | <b>8.0</b>    |
| <b>Fumbles-Lost</b>              | <b>0-0</b>    | <b>1-0</b>    |
| <b>Penalties-Yards</b>           | <b>11-92</b>  | <b>16-109</b> |
| Average per game                 | 46.0          | 54.5          |
| <b>Punts-Yards</b>               | <b>5-267</b>  | <b>12-417</b> |
| Average per punt                 | 53.4          | 34.8          |
| Net punt average                 | 45.4          | 26.0          |
| <b>Kickoffs-Yards</b>            | <b>14-884</b> | <b>9-543</b>  |
| Average per kick                 | 63.1          | 60.3          |
| Net kick average                 | 40.6          | 28.3          |
| <b>Time of possession / game</b> | <b>28:08</b>  | <b>31:52</b>  |
| <b>3rd-down conversion</b>       | <b>14/26</b>  | <b>9/29</b>   |
| 3rd-down pct                     | 54%           | 31%           |
| <b>4rd-down conversion</b>       | <b>1/4</b>    | <b>4/5</b>    |



**2023-24 Vanderbilt Football  
Overall Team Statistics  
All games**

Page 2/2  
as of Sep 04, 2023

|                                    | VANDY             | OPP               |
|------------------------------------|-------------------|-------------------|
| 4rd-down pct                       | 25%               | 80%               |
| <b>Sacks by-Yards</b>              | <b>5-36</b>       | <b>4-28</b>       |
| <b>Misc Yards</b>                  | <b>0</b>          | <b>0</b>          |
| <b>Touchdowns scored</b>           | <b>11</b>         | <b>5</b>          |
| <b>Field goals - attempts</b>      | <b>1-1</b>        | <b>2-2</b>        |
| <b>On-Side kicks</b>               | <b>0-0</b>        | <b>0-1</b>        |
| <b>Red-zone scores</b>             | <b>(9-11) 82%</b> | <b>(5-7) 71%</b>  |
| <b>Red-zone touchdowns</b>         | <b>(8-11) 73%</b> | <b>(3-7) 43%</b>  |
| <b>PAT-attempts</b>                | <b>(9-9) 100%</b> | <b>(5-5) 100%</b> |
| <b>2-point conversion-attempts</b> | <b>(1-2) 50%</b>  | <b>(0-0) 0%</b>   |
| <b>Attendance</b>                  | <b>43441</b>      | <b>0</b>          |
| Games / Avg per game               | 2/21721           | 0/0               |
| Neutral site games                 | -                 | 0/0               |

**Score by Periods**

| Team       | 1st | 2nd | 3rd | 4th | OT | TOT |
|------------|-----|-----|-----|-----|----|-----|
| Vanderbilt | 19  | 14  | 21  | 28  | 0  | 82  |
| Opponents  | 10  | 7   | 7   | 17  | 0  | 41  |



**2023-24 Vanderbilt Football  
Overall Defense Statistics  
All games**

Page 1/1  
as of Sep 04, 2023

**Team Defense**

|               |                    |          | Tackles   |           |            |              | Sacks       | Pass defense |          |          | Fumbles    | blkd     |          |          |
|---------------|--------------------|----------|-----------|-----------|------------|--------------|-------------|--------------|----------|----------|------------|----------|----------|----------|
| ##            | Player             | gp       | ua        | a         | tot        | tfl/yds      | no-yds      | int-yds      | brup     | qbh      | fr-yds     | ff       | kick     | saf      |
| 10            | Langston Patterson | 2        | 7         | 8         | 15         | 2-3          | .           | .            | .        | .        | .          | .        | 1        | .        |
| 1             | CJ Taylor          | 2        | 6         | 9         | 15         | 2.5-14       | 1-10        | .            | 2        | .        | .          | .        | .        | .        |
| 21            | Savion Riley       | 2        | 5         | 4         | 9          | .            | .           | .            | .        | .        | .          | .        | .        | .        |
| 19            | Kane Patterson     | 2        | 3         | 5         | 8          | 1-1          | .           | .            | .        | .        | .          | .        | .        | .        |
| 23            | Jaylen Mahoney     | 2        | 5         | 2         | 7          | .            | .           | .            | .        | .        | .          | .        | .        | .        |
| 32            | Ethan Barr         | 2        | 4         | 3         | 7          | .            | .           | .            | .        | .        | .          | .        | .        | .        |
| 25            | Martel Hight       | 2        | 3         | 3         | 6          | .            | .           | .            | .        | .        | .          | .        | .        | .        |
| 0             | Aeneas DiCosmo     | 2        | 3         | 2         | 5          | 1.5-5        | 0.5-1       | .            | .        | .        | .          | .        | .        | .        |
| 15            | Nate Clifton       | 2        | 4         | 1         | 5          | 2-15         | 2-15        | 1-5          | .        | 2        | .          | .        | .        | .        |
| 56            | Alex Brown         | 2        | 2         | 2         | 4          | 1-1          | .           | .            | .        | .        | .          | .        | .        | .        |
| 29            | Myles Capers       | 2        | 3         | 1         | 4          | .            | .           | .            | .        | .        | .          | .        | .        | .        |
| 2             | De'Rickey Wright   | 2        | 4         | .         | 4          | .            | .           | 2-9          | 1        | .        | .          | 1        | .        | .        |
| 8             | Tyson Russell      | 2        | 3         | 1         | 4          | .            | .           | .            | .        | .        | .          | .        | .        | .        |
| 5             | Yilanan Outtara    | 2        | 2         | 1         | 3          | .            | .           | .            | .        | .        | .          | .        | .        | .        |
| 95            | Linus Zunk         | 1        | 2         | 1         | 3          | 0.5-1        | 0.5-1       | .            | .        | .        | .          | .        | .        | .        |
| 94            | Bradley Mann       | 2        | 1         | 2         | 3          | 2-2          | .           | .            | .        | 2        | .          | .        | .        | .        |
| 22            | Bryce Cowan        | 1        | 1         | 2         | 3          | 0.5-1        | .           | .            | .        | .        | .          | .        | .        | .        |
| 27            | John Howse IV      | 2        | 1         | 2         | 3          | .            | .           | .            | .        | .        | .          | .        | .        | .        |
| 98            | De'Marion Thomas   | 1        | 1         | 1         | 2          | 0.5-1        | .           | .            | .        | .        | .          | .        | .        | .        |
| 54            | Bryan Longwell     | 2        | .         | 2         | 2          | .            | .           | .            | .        | .        | .          | .        | 1        | .        |
| 12            | Jeffrey Ugochukwu  | 1        | 1         | 1         | 2          | 1-9          | 1-9         | .            | .        | .        | .          | .        | .        | .        |
| 31            | Michael Spencer    | 2        | .         | 2         | 2          | .            | .           | .            | .        | .        | .          | .        | .        | .        |
| 7             | Marlen Sewell      | 2        | 1         | 1         | 2          | .            | .           | .            | .        | .        | .          | .        | .        | .        |
| 33            | BJ Diakite         | 2        | .         | 2         | 2          | .            | .           | .            | .        | .        | .          | .        | .        | .        |
| 26            | BJ Anderson        | 2        | 1         | 1         | 2          | .            | .           | .            | 2        | .        | .          | .        | .        | .        |
| 38            | Will Faris         | 2        | 1         | .         | 1          | .            | .           | .            | .        | .        | .          | .        | .        | .        |
| 99            | Devin Lee          | 2        | .         | 1         | 1          | 0.5-1        | .           | .            | .        | 2        | .          | .        | .        | .        |
| 24            | Nicholas Rinaldi   | 2        | .         | 1         | 1          | .            | .           | .            | .        | 1        | .          | .        | .        | .        |
| 48            | Kamrean Johnson    | 2        | 1         | .         | 1          | .            | .           | .            | .        | .        | .          | .        | .        | .        |
| 17            | Gamarion Carter    | 2        | .         | 1         | 1          | .            | .           | .            | .        | .        | .          | .        | .        | .        |
| 30            | Trudell Berry      | 1        | 1         | .         | 1          | .            | .           | .            | 1        | .        | .          | .        | .        | .        |
| 62            | Julian Hernandez   | 2        | 1         | .         | 1          | .            | .           | .            | .        | .        | .          | .        | .        | .        |
| <b>Totals</b> |                    | <b>2</b> | <b>67</b> | <b>62</b> | <b>129</b> | <b>15-54</b> | <b>5-36</b> | <b>3-14</b>  | <b>6</b> | <b>7</b> | <b>0-0</b> | <b>1</b> | <b>2</b> | <b>1</b> |
| Opponents     |                    | 2        | 72        | 34        | 106        | 13-56        | 4-28        | 1-8          | 12       | 3        | 0-0        | 0        | 0        | 0        |





**2023-24 Vanderbilt Football  
Team Game Highs  
All games**

Page 1/1  
as of Sep 04, 2023

**Vanderbilt - Game Highs**

|                         |      |                          |
|-------------------------|------|--------------------------|
| <b>RUSHES</b>           | 34   | Alabama A&M (09/02/2023) |
| <b>YARDS RUSHING</b>    | 215  | Alabama A&M (09/02/2023) |
| <b>YARDS PER RUSH</b>   | 6.3  | Alabama A&M (09/02/2023) |
| <b>TD RUSHES</b>        | 3    | Alabama A&M (09/02/2023) |
| <b>PASS ATTEMPTS</b>    | 31   | Alabama A&M (09/02/2023) |
| <b>PASS COMPLETIONS</b> | 19   | Hawaii (08/26/2023)      |
| <b>YARDS PASSING</b>    | 258  | Hawaii (08/26/2023)      |
| <b>YARDS PER PASS</b>   | 8.6  | Hawaii (08/26/2023)      |
| <b>TD PASSES</b>        | 3    | Alabama A&M (09/02/2023) |
|                         | 3    | Hawaii (08/26/2023)      |
| <b>TOTAL PLAYS</b>      | 65   | Alabama A&M (09/02/2023) |
| <b>TOTAL OFFENSE</b>    | 461  | Alabama A&M (09/02/2023) |
| <b>YARDS PER PLAY</b>   | 7.1  | Alabama A&M (09/02/2023) |
| <b>POINTS</b>           | 47   | Alabama A&M (09/02/2023) |
| <b>SACKS BY</b>         | 3    | Hawaii (08/26/2023)      |
| <b>FIRST DOWNS</b>      | 24   | Alabama A&M (09/02/2023) |
| <b>PENALTIES</b>        | 8    | Hawaii (08/26/2023)      |
| <b>PENALTY YARDS</b>    | 72   | Hawaii (08/26/2023)      |
| <b>TURNOVERS</b>        | 1    | Alabama A&M (09/02/2023) |
| <b>PUNTS</b>            | 3    | Hawaii (08/26/2023)      |
| <b>PUNTING AVG</b>      | 53.7 | Hawaii (08/26/2023)      |
| <b>LONG PUNT</b>        | 71   | Hawaii (08/26/2023)      |
| <b>PUNTS INSIDE 20</b>  | 1    | Alabama A&M (09/02/2023) |
| <b>LONG PUNT RETURN</b> | 39   | Alabama A&M (09/02/2023) |



**2023-24 Vanderbilt Football  
Opponent Match Highs  
All games**

Page 1/1  
as of Sep 04, 2023

**Opponent - Game Highs**

|                         |      |                          |
|-------------------------|------|--------------------------|
| <b>RUSHES</b>           | 33   | Alabama A&M (09/02/2023) |
| <b>YARDS RUSHING</b>    | 135  | Alabama A&M (09/02/2023) |
| <b>YARDS PER RUSH</b>   | 4.1  | Alabama A&M (09/02/2023) |
| <b>TD RUSHES</b>        | 1    | Hawaii (08/26/2023)      |
| <b>PASS ATTEMPTS</b>    | 35   | Hawaii (08/26/2023)      |
| <b>PASS COMPLETIONS</b> | 27   | Hawaii (08/26/2023)      |
| <b>YARDS PASSING</b>    | 351  | Hawaii (08/26/2023)      |
| <b>YARDS PER PASS</b>   | 10.0 | Hawaii (08/26/2023)      |
| <b>TD PASSES</b>        | 3    | Hawaii (08/26/2023)      |
| <b>TOTAL PLAYS</b>      | 67   | Alabama A&M (09/02/2023) |
| <b>TOTAL OFFENSE</b>    | 391  | Hawaii (08/26/2023)      |
| <b>YARDS PER PLAY</b>   | 6.5  | Hawaii (08/26/2023)      |
| <b>POINTS</b>           | 28   | Hawaii (08/26/2023)      |
| <b>SACKS BY</b>         | 3    | Hawaii (08/26/2023)      |
| <b>FIRST DOWNS</b>      | 19   | Hawaii (08/26/2023)      |
| <b>PENALTIES</b>        | 9    | Alabama A&M (09/02/2023) |
| <b>PENALTY YARDS</b>    | 59   | Hawaii (08/26/2023)      |
| <b>TURNOVERS</b>        | 2    | Hawaii (08/26/2023)      |
| <b>PUNTS</b>            | 8    | Alabama A&M (09/02/2023) |
| <b>PUNTING AVG</b>      | 34.9 | Alabama A&M (09/02/2023) |
| <b>LONG PUNT</b>        | 56   | Alabama A&M (09/02/2023) |
| <b>PUNTS INSIDE 20</b>  | 1    | Hawaii (08/26/2023)      |
| <b>LONG PUNT RETURN</b> | 0    | Alabama A&M (09/02/2023) |
|                         | 0    | Hawaii (08/26/2023)      |



**2023-24 Vanderbilt Football  
Team Match Lows  
All games**

Page 1/1  
as of Sep 04, 2023

**Vanderbilt - Game Lows**

|                         |      |                          |
|-------------------------|------|--------------------------|
| <b>RUSHES</b>           | 26   | Hawaii (08/26/2023)      |
| <b>YARDS RUSHING</b>    | 39   | Hawaii (08/26/2023)      |
| <b>YARDS PER RUSH</b>   | 1.5  | Hawaii (08/26/2023)      |
| <b>TD RUSHES</b>        | 1    | Hawaii (08/26/2023)      |
| <b>PASS ATTEMPTS</b>    | 30   | Hawaii (08/26/2023)      |
| <b>PASS COMPLETIONS</b> | 17   | Alabama A&M (09/02/2023) |
| <b>YARDS PASSING</b>    | 246  | Alabama A&M (09/02/2023) |
| <b>YARDS PER PASS</b>   | 7.9  | Alabama A&M (09/02/2023) |
| <b>TD PASSES</b>        | 3    | Alabama A&M (09/02/2023) |
|                         | 3    | Hawaii (08/26/2023)      |
| <b>TOTAL PLAYS</b>      | 56   | Hawaii (08/26/2023)      |
| <b>TOTAL OFFENSE</b>    | 297  | Hawaii (08/26/2023)      |
| <b>YARDS PER PLAY</b>   | 5.3  | Hawaii (08/26/2023)      |
| <b>POINTS</b>           | 35   | Hawaii (08/26/2023)      |
| <b>SACKS BY</b>         | 2    | Alabama A&M (09/02/2023) |
| <b>FIRST DOWNS</b>      | 17   | Hawaii (08/26/2023)      |
| <b>PENALTIES</b>        | 3    | Alabama A&M (09/02/2023) |
| <b>PENALTY YARDS</b>    | 20   | Alabama A&M (09/02/2023) |
| <b>INTERCEPTIONS BY</b> | 1    | Alabama A&M (09/02/2023) |
| <b>PUNTS</b>            | 2    | Alabama A&M (09/02/2023) |
| <b>PUNTING AVG</b>      | 53.0 | Alabama A&M (09/02/2023) |
| <b>LONG PUNT</b>        | 54   | Alabama A&M (09/02/2023) |
| <b>PUNTS INSIDE 20</b>  | 0    | Hawaii (08/26/2023)      |
| <b>LONG PUNT RETURN</b> | 27   | Hawaii (08/26/2023)      |



# 2023-24 Vanderbilt Football Opponent Match Lows All games

Page 1/1  
as of Sep 04, 2023

## Opponent - Game Lows

|                  |      |                          |
|------------------|------|--------------------------|
| RUSHES           | 25   | Hawaii (08/26/2023)      |
| YARDS RUSHING    | 40   | Hawaii (08/26/2023)      |
| YARDS PER RUSH   | 1.6  | Hawaii (08/26/2023)      |
| TD RUSHES        | 0    | Alabama A&M (09/02/2023) |
| PASS ATTEMPTS    | 34   | Alabama A&M (09/02/2023) |
| PASS COMPLETIONS | 18   | Alabama A&M (09/02/2023) |
| YARDS PASSING    | 143  | Alabama A&M (09/02/2023) |
| YARDS PER PASS   | 4.2  | Alabama A&M (09/02/2023) |
| TD PASSES        | 1    | Alabama A&M (09/02/2023) |
| TOTAL PLAYS      | 60   | Hawaii (08/26/2023)      |
| TOTAL OFFENSE    | 278  | Alabama A&M (09/02/2023) |
| YARDS PER PLAY   | 4.1  | Alabama A&M (09/02/2023) |
| POINTS           | 13   | Alabama A&M (09/02/2023) |
| SACKS BY         | 1    | Alabama A&M (09/02/2023) |
| FIRST DOWNS      | 14   | Alabama A&M (09/02/2023) |
| PENALTIES        | 7    | Hawaii (08/26/2023)      |
| PENALTY YARDS    | 50   | Alabama A&M (09/02/2023) |
| INTERCEPTIONS BY | 0    | Hawaii (08/26/2023)      |
| PUNTS            | 4    | Hawaii (08/26/2023)      |
| PUNTING AVG      | 34.5 | Hawaii (08/26/2023)      |
| LONG PUNT        | 55   | Hawaii (08/26/2023)      |
| PUNTS INSIDE 20  | 0    | Alabama A&M (09/02/2023) |
| LONG PUNT RETURN | 0    | Alabama A&M (09/02/2023) |
|                  | 0    | Hawaii (08/26/2023)      |



**2023-24 Vanderbilt Football  
Individual Game Highs  
All games**

Page 1/1  
as of Sep 04, 2023

**Vanderbilt - Individual Game Highs**

|                            |      |   |
|----------------------------|------|---|
| <b>RUSHES</b>              | 12   | Sedrick Alexander vs Alabama A&M (09/02/2023) |
| <b>YARDS RUSHING</b>       | 87   | Sedrick Alexander vs Alabama A&M (09/02/2023) |
| <b>TD RUSHES</b>           | 2    | Sedrick Alexander vs Alabama A&M (09/02/2023) |
| <b>LONG RUSH</b>           | 27   | Sedrick Alexander vs Alabama A&M (09/02/2023) |
| <b>PASS ATTEMPTS</b>       | 30   | AJ Swann vs Hawaii (08/26/2023)               |
| <b>PASS COMPLETIONS</b>    | 19   | AJ Swann vs Hawaii (08/26/2023)               |
| <b>YARDS PASSING</b>       | 258  | AJ Swann vs Hawaii (08/26/2023)               |
| <b>TD PASSES</b>           | 3    | AJ Swann vs Hawaii (08/26/2023)               |
| <b>LONG PASS</b>           | 41   | AJ Swann vs Hawaii (08/26/2023)               |
| <b>RECEPTIONS</b>          | 6    | Will Sheppard vs Alabama A&M (09/02/2023)     |
|                            | 6    | Jayden McGowan vs Alabama A&M (09/02/2023)    |
|                            | 6    | Will Sheppard vs Hawaii (08/26/2023)          |
|                            | 6    | Jayden McGowan vs Hawaii (08/26/2023)         |
| <b>YARDS RECEIVING</b>     | 72   | Jayden McGowan vs Hawaii (08/26/2023)         |
| <b>TD RECEPTIONS</b>       | 2    | Will Sheppard vs Alabama A&M (09/02/2023)     |
|                            | 2    | Will Sheppard vs Hawaii (08/26/2023)          |
| <b>LONG RECEPTION</b>      | 41   | Gamarion Carter vs Hawaii (08/26/2023)        |
| <b>PUNTS</b>               | 3    | Matt Hayball vs Hawaii (08/26/2023)           |
| <b>PUNTING AVG</b>         | 53.7 | Matt Hayball vs Hawaii (08/26/2023)           |
| <b>LONG PUNT</b>           | 71   | Matt Hayball vs Hawaii (08/26/2023)           |
| <b>PUNTS INSIDE 20</b>     | 1    | Matt Hayball vs Alabama A&M (09/02/2023)      |
| <b>LONG PUNT RETURN</b>    | 39   | Will Sheppard vs Alabama A&M (09/02/2023)     |
| <b>LONG KICKOFF RETURN</b> | 97   | Jayden McGowan vs Hawaii (08/26/2023)         |
| <b>TACKLES</b>             | 9    | CJ Taylor vs Hawaii (08/26/2023)              |
| <b>SACKS</b>               | 1    | Jeffrey Ugochukwu vs Alabama A&M (09/02/2023) |
|                            | 1    | Nate Clifton vs Alabama A&M (09/02/2023)      |
|                            | 1    | Nate Clifton vs Hawaii (08/26/2023)           |
|                            | 1    | CJ Taylor vs Hawaii (08/26/2023)              |
| <b>TACKLES FOR LOSS</b>    | 2.5  | CJ Taylor vs Hawaii (08/26/2023)              |



**2023-24 Vanderbilt Football  
Opponent Individual Match Highs  
All games**

Page 1/1  
as of Sep 04, 2023

**Opponent - Individual Game Highs**

|                            |      |  |
|----------------------------|------|--|
| <b>RUSHES</b>              | 9    | Xavier Lankford vs Alabama A&M (09/02/2023)  |
|                            | 9    | Tylan Hines vs Hawaii (08/26/2023)           |
|                            | 9    | Landon Sims vs Hawaii (08/26/2023)           |
| <b>YARDS RUSHING</b>       | 39   | Isaiah Nwokenkwo vs Alabama A&M (09/02/2023) |
| <b>TD RUSHES</b>           | 1    | Dalen Morris vs Hawaii (08/26/2023)          |
| <b>LONG RUSH</b>           | 39   | Isaiah Nwokenkwo vs Alabama A&M (09/02/2023) |
| <b>PASS ATTEMPTS</b>       | 35   | Brayden Schager vs Hawaii (08/26/2023)       |
| <b>PASS COMPLETIONS</b>    | 27   | Brayden Schager vs Hawaii (08/26/2023)       |
| <b>YARDS PASSING</b>       | 351  | Brayden Schager vs Hawaii (08/26/2023)       |
| <b>TD PASSES</b>           | 3    | Brayden Schager vs Hawaii (08/26/2023)       |
| <b>LONG PASS</b>           | 62   | Xavier Lankford vs Alabama A&M (09/02/2023)  |
| <b>RECEPTIONS</b>          | 7    | Pofele Ashlock vs Hawaii (08/26/2023)        |
|                            | 7    | Steven McBride vs Hawaii (08/26/2023)        |
| <b>YARDS RECEIVING</b>     | 127  | Pofele Ashlock vs Hawaii (08/26/2023)        |
| <b>TD RECEPTIONS</b>       | 2    | Steven McBride vs Hawaii (08/26/2023)        |
| <b>LONG RECEPTION</b>      | 62   | Terrell Gardner vs Alabama A&M (09/02/2023)  |
| <b>FIELD GOALS</b>         | 2    | Victor Barbosa vs Alabama A&M (09/02/2023)   |
| <b>LONG FIELD GOALS</b>    | 29   | Victor Barbosa vs Alabama A&M (09/02/2023)   |
| <b>PUNTS</b>               | 6    | Austin McCready vs Alabama A&M (09/02/2023)  |
| <b>PUNTING AVG</b>         | 46.5 | Austin McCready vs Alabama A&M (09/02/2023)  |
| <b>LONG PUNT</b>           | 56   | Austin McCready vs Alabama A&M (09/02/2023)  |
| <b>PUNTS INSIDE 20</b>     | 1    | Matthew Shipley vs Hawaii (08/26/2023)       |
| <b>LONG PUNT RETURN</b>    | none |  |
| <b>LONG KICKOFF RETURN</b> | 30   | Cameron Stone vs Hawaii (08/26/2023)         |
| <b>TACKLES</b>             | 9    | Kaleb Dawson vs Alabama A&M (09/02/2023)     |
| <b>SACKS</b>               | 2    | Isaiah Tufaga vs Hawaii (08/26/2023)         |
| <b>TACKLES FOR LOSS</b>    | 3    | Isaiah Tufaga vs Hawaii (08/26/2023)         |
| <b>INTERCEPTIONS</b>       | 1    | Kaleb Dawson vs Alabama A&M (09/02/2023)     |





# 2023-24 Vanderbilt Football Individual Statistics All games

Page 1/3  
as of Sep 04, 2023

## Rushing

| Player            | gp       | att       | gain       | loss      | net        | avg        | td       | lg        | avg/g        |
|-------------------|----------|-----------|------------|-----------|------------|------------|----------|-----------|--------------|
| Sedrick Alexander | 2        | 14        | 92         | 3         | 89         | 6.4        | 2        | 27        | 44.5         |
| Patrick Smith     | 2        | 17        | 94         | 14        | 80         | 4.7        | 1        | 21        | 40.0         |
| Chase Gillespie   | 2        | 11        | 41         | 3         | 38         | 3.5        | 0        | 10        | 19.0         |
| Jayden McGowan    | 2        | 3         | 17         | 0         | 17         | 5.7        | 0        | 9         | 8.5          |
| Junior Sherrill   | 2        | 2         | 20         | 4         | 16         | 8.0        | 0        | 20        | 8.0          |
| Logan Kyle        | 2        | 1         | 13         | 0         | 13         | 13.0       | 0        | 13        | 6.5          |
| Walter Taylor     | 1        | 1         | 5          | 0         | 5          | 5.0        | 0        | 5         | 5.0          |
| London Humphreys  | 2        | 1         | 5          | 0         | 5          | 5.0        | 0        | 5         | 2.5          |
| AJ Swann          | 2        | 6         | 26         | 28        | -2         | -0.3       | 1        | 25        | -1.0         |
| Team              | 2        | 4         | 0          | 7         | -7         | -1.8       | 0        | 0         | -3.5         |
| <b>Total</b>      | <b>2</b> | <b>60</b> | <b>313</b> | <b>59</b> | <b>254</b> | <b>4.2</b> | <b>4</b> | <b>27</b> | <b>127.0</b> |
| <b>Opponents</b>  | <b>2</b> | <b>58</b> | <b>226</b> | <b>51</b> | <b>175</b> | <b>3.0</b> | <b>1</b> | <b>39</b> | <b>87.5</b>  |

## Punt Returns

| Player           | no.      | yds        | avg         | td       | lg        |
|------------------|----------|------------|-------------|----------|-----------|
| Will Sheppard    | 3        | 74         | 24.7        | 0        | 39        |
| Martel Hight     | 1        | 22         | 22.0        | 0        | 22        |
| Jayden McGowan   | 2        | 9          | 4.5         | 0        | 7         |
| <b>Total</b>     | <b>6</b> | <b>105</b> | <b>17.5</b> | <b>0</b> | <b>39</b> |
| <b>Opponents</b> | <b>0</b> | <b>0</b>   | <b>0.0</b>  | <b>0</b> | <b>0</b>  |

## Interceptions

| Player           | no.      | yds       | avg        | td       | lg       |
|------------------|----------|-----------|------------|----------|----------|
| De'Rickey Wright | 2        | 9         | 4.5        | 0        | 9        |
| Nate Clifton     | 1        | 5         | 5.0        | 0        | 5        |
| <b>Total</b>     | <b>3</b> | <b>14</b> | <b>4.7</b> | <b>0</b> | <b>9</b> |
| <b>Opponents</b> | <b>1</b> | <b>8</b>  | <b>8.0</b> | <b>0</b> | <b>8</b> |

## Passing

| Player           | gp       | effic        | comp-att-int   | pct         | yds        | td       | lg        | avg/g        |
|------------------|----------|--------------|----------------|-------------|------------|----------|-----------|--------------|
| AJ Swann         | 2        | 146.6        | 34-59-1        | 57.6        | 452        | 5        | 41        | 226.0        |
| Ken Seals        | 1        | 483.4        | 2-2-0          | 100.0       | 52         | 1        | 35        | 52.0         |
| <b>Total</b>     | <b>2</b> | <b>157.6</b> | <b>36-61-1</b> | <b>59.0</b> | <b>504</b> | <b>6</b> | <b>41</b> | <b>252.0</b> |
| <b>Opponents</b> | <b>2</b> | <b>135.8</b> | <b>45-69-3</b> | <b>65.2</b> | <b>494</b> | <b>4</b> | <b>62</b> | <b>247.0</b> |

## Kick Returns

| Player           | no.      | yds        | avg         | td       | lg        |
|------------------|----------|------------|-------------|----------|-----------|
| Jayden McGowan   | 3        | 143        | 47.7        | 1        | 97        |
| London Humphreys | 1        | 23         | 23.0        | 0        | 23        |
| <b>Total</b>     | <b>4</b> | <b>166</b> | <b>41.5</b> | <b>1</b> | <b>97</b> |
| <b>Opponents</b> | <b>7</b> | <b>140</b> | <b>20.0</b> | <b>0</b> | <b>30</b> |

## Receiving

| Player             | gp       | no.       | yds        | avg         | td       | lg        | avg/g        |
|--------------------|----------|-----------|------------|-------------|----------|-----------|--------------|
| Will Sheppard      | 2        | 12        | 130        | 10.8        | 4        | 22        | 65.0         |
| Jayden McGowan     | 2        | 12        | 142        | 11.8        | 0        | 32        | 71.0         |
| Justin Ball        | 2        | 2         | 32         | 16.0        | 0        | 27        | 16.0         |
| Chase Gillespie    | 2        | 2         | 17         | 8.5         | 0        | 13        | 8.5          |
| London Humphreys   | 2        | 2         | 55         | 27.5        | 1        | 32        | 27.5         |
| Logan Kyle         | 2        | 1         | 12         | 12.0        | 0        | 12        | 6.0          |
| Gamarion Carter    | 2        | 1         | 41         | 41.0        | 0        | 41        | 20.5         |
| Quincy Skinner Jr. | 2        | 1         | 10         | 10.0        | 0        | 10        | 5.0          |
| Richie Hoskins     | 2        | 1         | 13         | 13.0        | 0        | 13        | 6.5          |
| Kamrean Johnson    | 2        | 1         | 17         | 17.0        | 1        | 17        | 8.5          |
| Junior Sherrill    | 2        | 1         | 35         | 35.0        | 0        | 35        | 17.5         |
| <b>Total</b>       | <b>2</b> | <b>36</b> | <b>504</b> | <b>14.0</b> | <b>6</b> | <b>41</b> | <b>252.0</b> |
| <b>Opponents</b>   | <b>2</b> | <b>45</b> | <b>494</b> | <b>11.0</b> | <b>4</b> | <b>62</b> | <b>247.0</b> |

## Fumble Returns

| Player           | no.      | yds      | avg        | td       | lg       |
|------------------|----------|----------|------------|----------|----------|
| <b>Total</b>     | <b>0</b> | <b>0</b> | <b>0.0</b> | <b>0</b> | <b>0</b> |
| <b>Opponents</b> | <b>0</b> | <b>0</b> | <b>0.0</b> | <b>0</b> | <b>0</b> |



# 2023-24 Vanderbilt Football Individual Statistics All games

Page 2/3  
as of Sep 04, 2023

**Scoring**

| Player             |           |            | PAT        |          |          |          |          |          |           |
|--------------------|-----------|------------|------------|----------|----------|----------|----------|----------|-----------|
|                    | td        | fg         | kick       | rush     | rcv      | pass     | dxp      | saf      | pts       |
| Will Sheppard      | 4         | -          | -          | -        | -        | -        | -        | -        | 24        |
| Jacob Borcila      | -         | 1-1        | 9-9        | -        | -        | -        | -        | -        | 12        |
| Sedrick Alexander  | 2         | -          | -          | -        | -        | -        | -        | -        | 12        |
| Patrick Smith      | 1         | -          | -          | -        | -        | -        | -        | -        | 6         |
| Jayden McGowan     | 1         | -          | -          | -        | -        | -        | -        | -        | 6         |
| AJ Swann           | 1         | -          | -          | -        | -        | 1        | -        | -        | 6         |
| London Humphreys   | 1         | -          | -          | -        | -        | -        | -        | -        | 6         |
| Kamrean Johnson    | 1         | -          | -          | -        | -        | -        | -        | -        | 6         |
| Quincy Skinner Jr. | -         | -          | -          | -        | 1        | -        | -        | -        | 2         |
| <b>Total</b>       | <b>11</b> | <b>1-1</b> | <b>9-9</b> | <b>0</b> | <b>1</b> | <b>1</b> | <b>0</b> | <b>1</b> | <b>82</b> |
| <b>Opponents</b>   | <b>5</b>  | <b>2-2</b> | <b>5-5</b> | <b>0</b> | <b>0</b> | <b>0</b> | <b>0</b> | <b>0</b> | <b>41</b> |

**Field Goals**

| Player           | fg         | pct.         | 01-19      | 20-29      | 30-39      | 40-49      | 50-99      | lg        | blk      |
|------------------|------------|--------------|------------|------------|------------|------------|------------|-----------|----------|
| Jacob Borcila    | 1-1        | 100.0        | 0-0        | 1-1        | 0-0        | 0-0        | 0-0        | 23        | 0        |
| <b>Opponents</b> | <b>2-2</b> | <b>100.0</b> | <b>0-0</b> | <b>2-2</b> | <b>0-0</b> | <b>0-0</b> | <b>0-0</b> | <b>29</b> | <b>0</b> |

**FG Sequence**

| Team Name   | Vanderbilt | Opponents |
|-------------|------------|-----------|
| Alabama A&M | (23)       | (21),(29) |

Numbers in (parentheses) indicate field goal was made

**Total Offense**

| Player            | g        | plays      | rush       | pass       | total      | avg/g        |
|-------------------|----------|------------|------------|------------|------------|--------------|
| AJ Swann          | 2        | 65         | -2         | 452        | 450        | 225.0        |
| Sedrick Alexander | 2        | 14         | 89         | 0          | 89         | 44.5         |
| Patrick Smith     | 2        | 17         | 80         | 0          | 80         | 40.0         |
| Ken Seals         | 1        | 2          | 0          | 52         | 52         | 52.0         |
| Chase Gillespie   | 2        | 11         | 38         | 0          | 38         | 19.0         |
| Jayden McGowan    | 2        | 3          | 17         | 0          | 17         | 8.5          |
| Junior Sherrill   | 2        | 2          | 16         | 0          | 16         | 8.0          |
| Logan Kyle        | 2        | 1          | 13         | 0          | 13         | 6.5          |
| Walter Taylor     | 1        | 1          | 5          | 0          | 5          | 5.0          |
| London Humphreys  | 2        | 1          | 5          | 0          | 5          | 2.5          |
| Team              | 2        | 0          | -7         | 0          | -7         | -3.5         |
| <b>Total</b>      | <b>2</b> | <b>121</b> | <b>254</b> | <b>504</b> | <b>758</b> | <b>379.0</b> |
| <b>Opponents</b>  | <b>2</b> | <b>127</b> | <b>175</b> | <b>494</b> | <b>669</b> | <b>334.5</b> |

**Punting**

| Player           | no.       | yds        | avg         | lg        | tb       | fc       | i20      | 50+      | blk      |
|------------------|-----------|------------|-------------|-----------|----------|----------|----------|----------|----------|
| Matt Hayball     | 5         | 267        | 53.4        | 71        | 2        | 3        | 1        | 3        | 0        |
| <b>Total</b>     | <b>5</b>  | <b>267</b> | <b>53.4</b> | <b>71</b> | <b>2</b> | <b>3</b> | <b>1</b> | <b>3</b> | <b>0</b> |
| <b>Opponents</b> | <b>12</b> | <b>417</b> | <b>34.8</b> | <b>56</b> | <b>0</b> | <b>1</b> | <b>1</b> | <b>3</b> | <b>2</b> |

**Kickoffs**

| Player           | no.       | yds        | avg         | tb       | ob       | retn     | net         | ydIn      |
|------------------|-----------|------------|-------------|----------|----------|----------|-------------|-----------|
| Will Faris       | 14        | 884        | 63.1        | 6        | 0        |          |             |           |
| <b>Total</b>     | <b>14</b> | <b>884</b> | <b>63.1</b> | <b>6</b> | <b>0</b> | <b>7</b> | <b>40.6</b> | <b>24</b> |
| <b>Opponents</b> | <b>9</b>  | <b>543</b> | <b>60.3</b> | <b>3</b> | <b>0</b> | <b>4</b> | <b>28.3</b> | <b>36</b> |



# 2023-24 Vanderbilt Football Individual Statistics All games

Page 3/3  
as of Sep 04, 2023

## All Purpose

| Player             | g        | rush       | rcv        | pr         | kr         | ir        | total       | avg/g        |
|--------------------|----------|------------|------------|------------|------------|-----------|-------------|--------------|
| Jayden McGowan     | 2        | 17         | 142        | 9          | 143        | 0         | 311         | 155.5        |
| Will Sheppard      | 2        | 0          | 130        | 74         | 0          | 0         | 204         | 102.0        |
| Sedrick Alexander  | 2        | 89         | 0          | 0          | 0          | 0         | 89          | 44.5         |
| London Humphreys   | 2        | 5          | 55         | 0          | 23         | 0         | 83          | 41.5         |
| Patrick Smith      | 2        | 80         | 0          | 0          | 0          | 0         | 80          | 40.0         |
| Chase Gillespie    | 2        | 38         | 17         | 0          | 0          | 0         | 55          | 27.5         |
| Junior Sherrill    | 2        | 16         | 35         | 0          | 0          | 0         | 51          | 25.5         |
| Gamarion Carter    | 2        | 0          | 41         | 0          | 0          | 0         | 41          | 20.5         |
| Justin Ball        | 2        | 0          | 32         | 0          | 0          | 0         | 32          | 16.0         |
| Logan Kyle         | 2        | 13         | 12         | 0          | 0          | 0         | 25          | 12.5         |
| Martel Hight       | 2        | 0          | 0          | 22         | 0          | 0         | 22          | 11.0         |
| Kamrean Johnson    | 2        | 0          | 17         | 0          | 0          | 0         | 17          | 8.5          |
| Richie Hoskins     | 2        | 0          | 13         | 0          | 0          | 0         | 13          | 6.5          |
| Quincy Skinner Jr. | 2        | 0          | 10         | 0          | 0          | 0         | 10          | 5.0          |
| De'Rickey Wright   | 2        | 0          | 0          | 0          | 0          | 9         | 9           | 4.5          |
| Nate Clifton       | 2        | 0          | 0          | 0          | 0          | 5         | 5           | 2.5          |
| Walter Taylor      | 1        | 5          | 0          | 0          | 0          | 0         | 5           | 5.0          |
| AJ Swann           | 2        | -2         | 0          | 0          | 0          | 0         | -2          | -1.0         |
| Team               | 2        | -7         | 0          | 0          | 0          | 0         | -7          | -3.5         |
| <b>Total</b>       | <b>2</b> | <b>254</b> | <b>504</b> | <b>105</b> | <b>166</b> | <b>14</b> | <b>1043</b> | <b>521.5</b> |
| <b>Opponents</b>   | <b>2</b> | <b>175</b> | <b>494</b> | <b>0</b>   | <b>140</b> | <b>8</b>  | <b>817</b>  | <b>408.5</b> |



# 2023-24 Vanderbilt Football

## Games Played

### All games

Page 1/2  
as of Sep 04, 2023

| ## | Player              | GP-GS | Hawaii | AAMU  |
|----|---------------------|-------|--------|-------|
| 0  | Aeneas DiCosmo      | 2/2   | START  | START |
| 1  | CJ Taylor           | 2/2   | START  | START |
| 2  | De'Rickey Wright    | 2/2   | START  | START |
| 2  | Walter Taylor       | 1/0   | ...    | XXX   |
| 3  | Quincy Skinner Jr.  | 2/1   | START  | XXX   |
| 4  | Patrick Smith       | 2/2   | START  | START |
| 5  | Yilanan Outtara     | 2/2   | START  | START |
| 5  | AJ Swann            | 2/2   | START  | START |
| 6  | Jayden McGowan      | 2/1   | START  | XXX   |
| 7  | Marlen Sewell       | 2/0   | XXX    | XXX   |
| 7  | Drew Dickey         | 1/0   | ...    | XXX   |
| 8  | Ken Seals           | 1/0   | ...    | XXX   |
| 8  | Tyson Russell       | 2/1   | START  | XXX   |
| 9  | Daevion Davis       | 0/0   | ...    | ...   |
| 10 | Langston Patterson  | 2/0   | XXX    | XXX   |
| 11 | Darren Agu          | 0/0   | ...    | ...   |
| 12 | Jeffrey Ugochukwu   | 1/0   | ...    | XXX   |
| 12 | Brennan Storer      | 0/0   | ...    | ...   |
| 13 | Chase Gillespie     | 2/0   | XXX    | XXX   |
| 14 | Will Sheppard       | 2/2   | START  | START |
| 15 | Nate Clifton        | 2/2   | START  | START |
| 15 | Richie Hoskins      | 2/0   | XXX    | XXX   |
| 16 | Cole Spence         | 0/0   | ...    | ...   |
| 16 | Daveon Walker       | 1/0   | ...    | XXX   |
| 17 | Gamarion Carter     | 2/1   | XXX    | START |
| 18 | Logan Kyle          | 2/1   | XXX    | START |
| 18 | Hayden Moses        | 0/0   | ...    | ...   |
| 19 | Kane Patterson      | 2/2   | START  | START |
| 20 | Prince Kollie       | 0/0   | ...    | ...   |
| 21 | Savion Riley        | 2/0   | XXX    | XXX   |
| 22 | Bryce Cowan         | 1/0   | ...    | XXX   |
| 23 | Jaylen Mahoney      | 2/2   | START  | START |
| 24 | Nicholas Rinaldi    | 2/0   | XXX    | XXX   |
| 25 | Dylan Betts-Pauley  | 0/0   | ...    | ...   |
| 25 | Martel Hight        | 2/1   | XXX    | START |
| 26 | BJ Anderson         | 2/2   | START  | START |
| 27 | John Howse IV       | 2/0   | XXX    | XXX   |
| 28 | Sedrick Alexander   | 2/0   | XXX    | XXX   |
| 29 | Myles Capers        | 2/0   | XXX    | XXX   |
| 30 | Trudell Berry       | 1/0   | ...    | XXX   |
| 31 | Michael Spencer     | 2/0   | XXX    | XXX   |
| 31 | Landon Wells        | 0/0   | ...    | ...   |
| 32 | Ethan Barr          | 2/2   | START  | START |
| 33 | BJ Diakite          | 2/0   | XXX    | XXX   |
| 33 | Derek Kee           | 0/0   | ...    | ...   |
| 34 | Quantaves Gaskins   | 0/0   | ...    | ...   |
| 35 | Deago Benson        | 0/0   | ...    | ...   |
| 35 | Payne Daniel        | 0/0   | ...    | ...   |
| 36 | Alan Wright         | 2/0   | XXX    | XXX   |
| 37 | Jailen Ruth         | 1/0   | XXX    | ...   |
| 38 | Will Faris          | 2/0   | XXX    | XXX   |
| 38 | Jalen Gilbert       | 0/0   | ...    | ...   |
| 39 | Jameson Wharton     | 0/0   | ...    | ...   |
| 39 | Jackson Heis        | 0/0   | ...    | ...   |
| 40 | Mason Rohmiller     | 0/0   | ...    | ...   |
| 41 | Steven Sannieniola  | 0/0   | ...    | ...   |
| 42 | Errington Truesdell | 0/0   | ...    | ...   |
| 43 | Dominic Rezac       | 0/0   | ...    | ...   |
| 44 | Ethan Crisp         | 0/0   | ...    | ...   |
| 45 | Matt Hayball        | 2/0   | XXX    | XXX   |



# 2023-24 Vanderbilt Football Games Played All games

Page 2/2  
as of Sep 04, 2023

| ## | Player                 | GP-GS | Hawaii | AAMU  |
|----|------------------------|-------|--------|-------|
| 45 | Dante Kelly            | 0/0   | ...    | ...   |
| 46 | Mustafa Dannett        | 0/0   | ...    | ...   |
| 46 | AJ Newberry            | 0/0   | ...    | ...   |
| 47 | Wesley Schelling       | 2/0   | XXX    | XXX   |
| 47 | Isaiah Fontan          | 0/0   | ...    | ...   |
| 48 | Kamrean Johnson        | 2/0   | XXX    | XXX   |
| 49 | Chris Boyle            | 1/0   | ...    | XXX   |
| 50 | Bradley Ashmore        | 1/1   | START  | ...   |
| 51 | Daniel Gaw             | 0/0   | ...    | ...   |
| 52 | Kevo Wesley            | 1/0   | ...    | XXX   |
| 54 | Bryan Longwell         | 2/0   | XXX    | XXX   |
| 55 | Gunnar Hansen          | 1/1   | START  | ...   |
| 56 | Alex Brown             | 2/0   | XXX    | XXX   |
| 56 | Jake Ketschek          | 0/0   | ...    | ...   |
| 57 | Leyton Nelson          | 1/0   | XXX    | ...   |
| 58 | Carson Casteel         | 1/0   | ...    | XXX   |
| 59 | Ty Bartholomew         | 0/0   | ...    | ...   |
| 60 | Duncan MacDonald       | 1/0   | ...    | XXX   |
| 61 | Trent Weaver           | 1/0   | ...    | XXX   |
| 62 | Julian Hernandez       | 2/2   | START  | START |
| 63 | Jacob Katona           | 0/0   | ...    | ...   |
| 64 | Delfin Xavier Castillo | 1/1   | START  | ...   |
| 65 | Jacob Lurie            | 0/0   | ...    | ...   |
| 66 | Anthony Miles          | 0/0   | ...    | ...   |
| 68 | Barrett Maddox         | 0/0   | ...    | ...   |
| 69 | Cooper Starks          | 0/0   | ...    | ...   |
| 70 | David Siegel           | 1/0   | ...    | XXX   |
| 71 | Gage Pitchford         | 2/0   | XXX    | XXX   |
| 72 | Levi Harber            | 0/0   | ...    | ...   |
| 73 | Charlie Clark          | 1/0   | ...    | XXX   |
| 75 | Misael Sandoval        | 0/0   | ...    | ...   |
| 76 | Grayson Morgan         | 2/1   | XXX    | START |
| 77 | Junior Uzebu           | 1/1   | START  | ...   |
| 78 | Keegan Wechsler        | 0/0   | ...    | ...   |
| 79 | Conor Weasler          | 0/0   | ...    | ...   |
| 80 | Wilson Long            | 0/0   | ...    | ...   |
| 81 | Hutch Baird            | 0/0   | ...    | ...   |
| 83 | London Humphreys       | 2/0   | XXX    | XXX   |
| 84 | Justin Ball            | 2/2   | START  | START |
| 85 | Junior Sherrill        | 2/0   | XXX    | XXX   |
| 86 | Josh Palmer            | 0/0   | ...    | ...   |
| 88 | Ezra McAllister        | 0/0   | ...    | ...   |
| 88 | Brock Taylor           | 0/0   | ...    | ...   |
| 89 | Shawn Naim             | 0/0   | ...    | ...   |
| 90 | Ted Gregoire           | 0/0   | ...    | ...   |
| 91 | Christian James        | 0/0   | ...    | ...   |
| 92 | Evan Herrmann          | 0/0   | ...    | ...   |
| 93 | Gabe Fisher            | 1/0   | ...    | XXX   |
| 94 | Bradley Mann           | 2/0   | XXX    | XXX   |
| 95 | Linus Zunk             | 1/0   | XXX    | ...   |
| 96 | Brayden Bapst          | 1/0   | XXX    | ...   |
| 97 | Jacob Borcila          | 2/0   | XXX    | XXX   |
| 98 | De'Marion Thomas       | 1/0   | ...    | XXX   |
| 99 | Devin Lee              | 2/2   | START  | START |





**2023-24 Vanderbilt Football  
Total Tackles Game-by-Game  
All games**

Page 1/1  
as of Sep 04, 2023

**Total Tackles**

| Player             | S-A | Total | Hawaii | AAMU |
|--------------------|-----|-------|--------|------|
| Langston Patterson | 7-8 | 15    | 4-4    | 3-4  |
| CJ Taylor          | 6-9 | 15    | 4-5    | 2-4  |
| Savion Riley       | 5-4 | 9     | 5-3    | 0-1  |
| Kane Patterson     | 3-5 | 8     | 2-0    | 1-5  |
| Jaylen Mahoney     | 5-2 | 7     | 2-1    | 3-1  |
| Ethan Barr         | 4-3 | 7     | 3-0    | 1-3  |
| Martel Hight       | 3-3 | 6     | 3-1    | 0-2  |
| Nate Clifton       | 4-1 | 5     | 3-0    | 1-1  |
| Aeneas DiCosmo     | 3-2 | 5     | 1-2    | 2-0  |
| De'Rickey Wright   | 4-0 | 4     | 3-0    | 1-0  |
| Tyson Russell      | 3-1 | 4     | 2-1    | 1-0  |
| Myles Capers       | 3-1 | 4     | -      | 3-1  |
| Alex Brown         | 2-2 | 4     | -      | 2-2  |
| Yilanan Outtara    | 2-1 | 3     | -      | 2-1  |
| Linus Zunk         | 2-1 | 3     | 2-1    | DNP  |
| Bryce Cowan        | 1-2 | 3     | DNP    | 1-2  |
| John Howse IV      | 1-2 | 3     | -      | 1-2  |
| Bradley Mann       | 1-2 | 3     | 1-1    | 0-1  |
| Marlen Sewell      | 1-1 | 2     | -      | 1-1  |
| Jeffrey Ugochukwu  | 1-1 | 2     | DNP    | 1-1  |
| BJ Anderson        | 1-1 | 2     | 1-0    | 0-1  |
| De'Marion Thomas   | 1-1 | 2     | DNP    | 1-1  |
| Michael Spencer    | 0-2 | 2     | -      | 0-2  |
| BJ Diakite         | 0-2 | 2     | 0-1    | 0-1  |
| Bryan Longwell     | 0-2 | 2     | -      | 0-2  |
| Trudell Berry      | 1-0 | 1     | DNP    | 1-0  |
| Will Faris         | 1-0 | 1     | 1-0    | -    |
| Kamrean Johnson    | 1-0 | 1     | -      | 1-0  |
| Julian Hernandez   | 1-0 | 1     | -      | 1-0  |
| Gamarion Carter    | 0-1 | 1     | 0-1    | -    |
| Nicholas Rinaldi   | 0-1 | 1     | 0-1    | -    |
| Devin Lee          | 0-1 | 1     | -      | 0-1  |



**2023-24 Vanderbilt Football  
Rushing/Receiving Game-by-Game  
All games**

Page 1/1  
as of Sep 04, 2023

**Rushing**

| Player            | No-Yds/TD | Hawaii  | AAMU    |
|-------------------|-----------|---------|---------|
| Patrick Smith     | 17-80/1   | 7-30/1  | 10-50/0 |
| Sedrick Alexander | 14-89/2   | 2-2/0   | 12-87/2 |
| Chase Gillespie   | 11-38/0   | 6-13/0  | 5-25/0  |
| AJ Swann          | 6--2/1    | 3--26/0 | 3-24/1  |
| Jayden McGowan    | 3-17/0    | 2-11/0  | 1-6/0   |
| Junior Sherrill   | 2-16/0    | 1--4/0  | 1-20/0  |
| Logan Kyle        | 1-13/0    | 1-13/0  | -       |
| Walter Taylor     | 1-5/0     | DNP     | 1-5/0   |
| London Humphreys  | 1-5/0     | 1-5/0   | -       |

**Receiving**

| Player             | No-Yds/TD | Hawaii | AAMU   |
|--------------------|-----------|--------|--------|
| Jayden McGowan     | 12-142/0  | 6-72/0 | 6-70/0 |
| Will Sheppard      | 12-130/4  | 6-68/2 | 6-62/2 |
| London Humphreys   | 2-55/1    | 1-32/1 | 1-23/0 |
| Justin Ball        | 2-32/0    | 1-5/0  | 1-27/0 |
| Chase Gillespie    | 2-17/0    | 2-17/0 | -      |
| Gamarion Carter    | 1-41/0    | 1-41/0 | -      |
| Junior Sherrill    | 1-35/0    | -      | 1-35/0 |
| Kamrean Johnson    | 1-17/1    | -      | 1-17/1 |
| Richie Hoskins     | 1-13/0    | 1-13/0 | -      |
| Logan Kyle         | 1-12/0    | -      | 1-12/0 |
| Quincy Skinner Jr. | 1-10/0    | 1-10/0 | -      |



2023-24 Vanderbilt Football  
Returns Game-by-Game  
All games

Page 1/1  
as of Sep 04, 2023

### Punt Returns

| Player         | No-Yds | Hawaii | AAMU |
|----------------|--------|--------|------|
| Will Sheppard  | 3-74   | 1-27   | 2-47 |
| Jayden McGowan | 2-9    | -      | 2-9  |
| Martel Hight   | 1-22   | -      | 1-22 |

### Kick Returns

| Player           | No-Yds | Hawaii | AAMU |
|------------------|--------|--------|------|
| Jayden McGowan   | 3-143  | 1-97   | 2-46 |
| London Humphreys | 1-23   | -      | 1-23 |

### Interceptions Returns

| Player           | No-Yds | Hawaii | AAMU |
|------------------|--------|--------|------|
| De'Rickey Wright | 2-9    | 2-9    | -    |
| Nate Clifton     | 1-5    | -      | 1-5  |

### Fumble Returns

| Player | No-Yds | Hawaii | AAMU |
|--------|--------|--------|------|
|--------|--------|--------|------|



**2023-24 Vanderbilt Football**  
**Sacks Game-by-Game**  
**All games**

Page 1/1  
as of Sep 04, 2023

| Player            | UA-A | Total | Hawaii | AAMU |
|-------------------|------|-------|--------|------|
| Nate Clifton      | 2-0  | 2     | 1-6    | 1-9  |
| CJ Taylor         | 1-0  | 1     | 1-10   | -    |
| Jeffrey Ugochukwu | 1-0  | 1     | DNP    | 1-9  |
| Aeneas DiCosmo    | 0-1  | 0.5   | 0.5-1  | -    |
| Linus Zunk        | 0-1  | 0.5   | 0.5-1  | DNP  |



2023-24 Vanderbilt Football  
Fumbles Game-by-Game  
All games

Page 1/1  
as of Sep 04, 2023

Fumbles

| Player | No-Lost | Hawaii | AAMU |
|--------|---------|--------|------|
|--------|---------|--------|------|

Fumbles Forced

| Player           | Number | Hawaii | AAMU |
|------------------|--------|--------|------|
| De'Rickey Wright | 1      | 1      | -    |

Fumbles Recovered

| Player | Number | Hawaii | AAMU |
|--------|--------|--------|------|
|--------|--------|--------|------|





**2023-24 Vanderbilt Football**  
**Passing Game-by-Game**  
**All games**

Page 1/1  
as of Sep 04, 2023

| #5 AJ Swann   | Comp      | Att       | Int      | Pct         | Yards      | TD       | Long      | Sacked      | Effic.       |
|---------------|-----------|-----------|----------|-------------|------------|----------|-----------|-------------|--------------|
| Hawaii        | 19        | 30        | 0        | 63.3        | 258        | 3        | 41        | 3-26        | 168.6        |
| Alabama A&M   | 15        | 29        | 1        | 51.7        | 194        | 2        | 27        | 1-2         | 123.8        |
| <b>Totals</b> | <b>34</b> | <b>59</b> | <b>1</b> | <b>57.6</b> | <b>452</b> | <b>5</b> | <b>41</b> | <b>4-28</b> | <b>146.6</b> |

| #8 Ken Seals  | Comp     | Att      | Int      | Pct          | Yards     | TD       | Long      | Sacked     | Effic.       |
|---------------|----------|----------|----------|--------------|-----------|----------|-----------|------------|--------------|
| Alabama A&M   | 2        | 2        | 0        | 100.0        | 52        | 1        | 35        | 0-0        | 483.4        |
| <b>Totals</b> | <b>2</b> | <b>2</b> | <b>0</b> | <b>100.0</b> | <b>52</b> | <b>1</b> | <b>35</b> | <b>0-0</b> | <b>483.4</b> |



**2023-24 Vanderbilt Football  
Tackles For Loss Game-by-Game  
All games**

Page 1/1  
as of Sep 04, 2023

| Player             | UA-A | Total | Hawaii | AAMU  |
|--------------------|------|-------|--------|-------|
| CJ Taylor          | 2-1  | 2.5   | 2.5-14 | -     |
| Nate Clifton       | 2-0  | 2.0   | 1.0-6  | 1.0-9 |
| Langston Patterson | 1-2  | 2.0   | 1.0-1  | 1.0-2 |
| Bradley Mann       | 1-2  | 2.0   | 1.5-1  | 0.5-1 |
| Aeneas DiCosmo     | 1-1  | 1.5   | 1.5-5  | -     |
| Jeffrey Ugochukwu  | 1-0  | 1.0   | DNP    | 1.0-9 |
| Kane Patterson     | 1-0  | 1.0   | -      | 1.0-1 |
| Alex Brown         | 1-0  | 1.0   | -      | 1.0-1 |
| Bryce Cowan        | 0-1  | 0.5   | DNP    | 0.5-1 |
| Linus Zunk         | 0-1  | 0.5   | 0.5-1  | DNP   |
| De'Marion Thomas   | 0-1  | 0.5   | DNP    | 0.5-1 |
| Devin Lee          | 0-1  | 0.5   | -      | 0.5-1 |



**2023-24 Vanderbilt Football  
Red-Zone Results  
All games**

Page 1/1  
as of Sep 04, 2023

**Vanderbilt Inside Opponent Red-Zone**

| Date                          | Opponent    | Score   | Times     | Times    | Total     |          |          | Rush     | Pass     | FGs      | Failed to score inside RZ |          |          |          |          |          |
|-------------------------------|-------------|---------|-----------|----------|-----------|----------|----------|----------|----------|----------|---------------------------|----------|----------|----------|----------|----------|
|                               |             |         | In RZ     | Scored   | Pts       | TDs      | TDs      | TDs      | TDs      | Made     | FGA                       | Down     | Int      | Fumb     | Half     | Game     |
| 08/26/2023                    | Hawaii      | W 35-28 | 2         | 2        | 14        | 2        | 0        | 2        | 0        | 0        | 0                         | 0        | 0        | 0        | 0        | 0        |
| 09/02/2023                    | Alabama A&M | W 47-13 | 9         | 7        | 45        | 6        | 3        | 3        | 3        | 1        | 1                         | 0        | 1        | 0        | 0        | 1        |
| <b>Totals 9 of 11 (81.8%)</b> |             |         | <b>11</b> | <b>9</b> | <b>59</b> | <b>8</b> | <b>3</b> | <b>5</b> | <b>1</b> | <b>1</b> | <b>0</b>                  | <b>1</b> | <b>0</b> | <b>0</b> | <b>0</b> | <b>1</b> |

**Opponents Inside Vanderbilt Red-Zone**

| Date                         | Opponent    | Score   | Times    | Times    | Total     |          |          | Rush     | Pass     | FGs      | Failed to score inside RZ |          |          |          |          |          |
|------------------------------|-------------|---------|----------|----------|-----------|----------|----------|----------|----------|----------|---------------------------|----------|----------|----------|----------|----------|
|                              |             |         | In RZ    | Scored   | Pts       | TDs      | TDs      | TDs      | TDs      | Made     | FGA                       | Down     | Int      | Fumb     | Half     | Game     |
| 08/26/2023                   | Hawaii      | W 35-28 | 5        | 3        | 21        | 3        | 1        | 2        | 0        | 0        | 1                         | 1        | 0        | 0        | 0        | 0        |
| 09/02/2023                   | Alabama A&M | W 47-13 | 2        | 2        | 6         | 0        | 0        | 0        | 2        | 2        | 0                         | 0        | 0        | 0        | 0        | 0        |
| <b>Totals 5 of 7 (71.4%)</b> |             |         | <b>7</b> | <b>5</b> | <b>27</b> | <b>3</b> | <b>1</b> | <b>2</b> | <b>2</b> | <b>2</b> | <b>1</b>                  | <b>1</b> | <b>0</b> | <b>0</b> | <b>0</b> | <b>0</b> |



## 2023-24 Vanderbilt Football Tackles Breakdown All games

Page 1/2  
as of Sep 04, 2023

### All Tackles

| Player             | Total      | Rush     | Pass     | Sack      | KO       | Punt     | Int      | Fumb     | FF       | Other      |
|--------------------|------------|----------|----------|-----------|----------|----------|----------|----------|----------|------------|
| CJ Taylor          | 15         | 0        | 0        | 2.5       | 0        | 0        | 0        | 0        | 0        | 12.5       |
| Langston Patterson | 15         | 0        | 0        | 2         | 0        | 0        | 0        | 0        | 0        | 13         |
| Savion Riley       | 9          | 0        | 0        | 0         | 0        | 0        | 0        | 0        | 0        | 9          |
| Kane Patterson     | 8          | 0        | 0        | 1         | 0        | 0        | 0        | 0        | 0        | 7          |
| Jaylen Mahoney     | 7          | 0        | 0        | 0         | 0        | 0        | 0        | 0        | 0        | 7          |
| Ethan Barr         | 7          | 0        | 0        | 0         | 0        | 0        | 0        | 0        | 0        | 7          |
| Martel Hight       | 6          | 0        | 0        | 0         | 0        | 0        | 0        | 0        | 0        | 6          |
| Aeneas DiCosmo     | 5          | 0        | 0        | 1.5       | 0        | 0        | 0        | 0        | 0        | 3.5        |
| Nate Clifton       | 5          | 0        | 0        | 2         | 0        | 0        | 0        | 0        | 0        | 3          |
| Alex Brown         | 4          | 0        | 0        | 1         | 0        | 0        | 0        | 0        | 0        | 3          |
| De'Rickey Wright   | 4          | 0        | 0        | 0         | 0        | 0        | 0        | 0        | 0        | 4          |
| Myles Capers       | 4          | 0        | 0        | 0         | 0        | 0        | 0        | 0        | 0        | 4          |
| Tyson Russell      | 4          | 0        | 0        | 0         | 0        | 0        | 0        | 0        | 0        | 4          |
| John Howse IV      | 3          | 0        | 0        | 0         | 0        | 0        | 0        | 0        | 0        | 3          |
| Yilanan Outtara    | 3          | 0        | 0        | 0         | 0        | 0        | 0        | 0        | 0        | 3          |
| Linus Zunk         | 3          | 0        | 0        | 0.5       | 0        | 0        | 0        | 0        | 0        | 2.5        |
| Bradley Mann       | 3          | 0        | 0        | 2         | 0        | 0        | 0        | 0        | 0        | 1          |
| Bryce Cowan        | 3          | 0        | 0        | 0.5       | 0        | 0        | 0        | 0        | 0        | 2.5        |
| BJ Anderson        | 2          | 0        | 0        | 0         | 0        | 0        | 0        | 0        | 0        | 2          |
| Michael Spencer    | 2          | 0        | 0        | 0         | 0        | 0        | 0        | 0        | 0        | 2          |
| Marlen Sewell      | 2          | 0        | 0        | 0         | 0        | 0        | 0        | 0        | 0        | 2          |
| BJ Diakite         | 2          | 0        | 0        | 0         | 0        | 0        | 0        | 0        | 0        | 2          |
| Jeffrey Ugochukwu  | 2          | 0        | 0        | 1         | 0        | 0        | 0        | 0        | 0        | 1          |
| Bryan Longwell     | 2          | 0        | 0        | 0         | 0        | 0        | 0        | 0        | 0        | 2          |
| De'Marion Thomas   | 2          | 0        | 0        | 0.5       | 0        | 0        | 0        | 0        | 0        | 1.5        |
| Julian Hernandez   | 1          | 0        | 0        | 0         | 0        | 0        | 0        | 0        | 0        | 1          |
| Gamarion Carter    | 1          | 0        | 0        | 0         | 0        | 0        | 0        | 0        | 0        | 1          |
| Devin Lee          | 1          | 0        | 0        | 0.5       | 0        | 0        | 0        | 0        | 0        | 0.5        |
| Will Faris         | 1          | 0        | 0        | 0         | 0        | 0        | 0        | 0        | 0        | 1          |
| Nicholas Rinaldi   | 1          | 0        | 0        | 0         | 0        | 0        | 0        | 0        | 0        | 1          |
| Trudell Berry      | 1          | 0        | 0        | 0         | 0        | 0        | 0        | 0        | 0        | 1          |
| Kamrean Johnson    | 1          | 0        | 0        | 0         | 0        | 0        | 0        | 0        | 0        | 1          |
| <b>Total</b>       | <b>129</b> | <b>0</b> | <b>0</b> | <b>15</b> | <b>0</b> | <b>0</b> | <b>0</b> | <b>0</b> | <b>0</b> | <b>114</b> |

### Rushing Tackles

| Player       | No.      |
|--------------|----------|
| <b>Total</b> | <b>0</b> |

### Passing Tackles

| Player       | No.      |
|--------------|----------|
| <b>Total</b> | <b>0</b> |

### Special Teams Tackles

| Player       | Total    | KO       | Punt     |
|--------------|----------|----------|----------|
| <b>Total</b> | <b>0</b> | <b>0</b> | <b>0</b> |



**2023-24 Vanderbilt Football**  
**By Quarter Statistics**  
**All games**

Page 1/1  
as of Sep 04, 2023

**3rd-Down Conversions**

| Date              | Opponent    |   | Score | Overall      |             | 1st Qtr    |             | 2nd Qtr     |             | 3rd Qtr    |             | 4th Qtr    |             | Overtime   |            |
|-------------------|-------------|---|-------|--------------|-------------|------------|-------------|-------------|-------------|------------|-------------|------------|-------------|------------|------------|
| 08/26/2023        | Hawaii      | W | 35-28 | 5-12         | 41.7        | 2-2        | 100.0       | 1-3         | 33.3        | 2-3        | 66.7        | 0-4        | 0.0         | 0-0        | 0.0        |
| 09/02/2023        | Alabama A&M | W | 47-13 | 9-14         | 64.3        | 2-3        | 66.7        | 4-7         | 57.1        | 3-4        | 75.0        | 0-0        | 0.0         | 0-0        | 0.0        |
| <b>Vanderbilt</b> |             |   |       | <b>14-26</b> | <b>53.8</b> | <b>4-5</b> | <b>80.0</b> | <b>5-10</b> | <b>50.0</b> | <b>5-7</b> | <b>71.4</b> | <b>0-4</b> | <b>0.0</b>  | <b>0-0</b> | <b>0.0</b> |
| <b>Opponents</b>  |             |   |       | <b>9-29</b>  | <b>31.0</b> | <b>5-9</b> | <b>55.6</b> | <b>0-6</b>  | <b>0.0</b>  | <b>2-7</b> | <b>28.6</b> | <b>2-7</b> | <b>28.6</b> | <b>0-0</b> | <b>0.0</b> |

**4th-Down Conversions**

| Date              | Opponent    |   | Score | Overall    |             | 1st Qtr    |            | 2nd Qtr    |              | 3rd Qtr    |             | 4th Qtr    |              | Overtime   |            |
|-------------------|-------------|---|-------|------------|-------------|------------|------------|------------|--------------|------------|-------------|------------|--------------|------------|------------|
| 08/26/2023        | Hawaii      | W | 35-28 | 1-3        | 33.3        | 0-0        | 0.0        | 0-1        | 0.0          | 0-0        | 0.0         | 1-2        | 50.0         | 0-0        | 0.0        |
| 09/02/2023        | Alabama A&M | W | 47-13 | 0-1        | 0.0         | 0-0        | 0.0        | 0-1        | 0.0          | 0-0        | 0.0         | 0-0        | 0.0          | 0-0        | 0.0        |
| <b>Vanderbilt</b> |             |   |       | <b>1-4</b> | <b>25.0</b> | <b>0-0</b> | <b>0.0</b> | <b>0-2</b> | <b>0.0</b>   | <b>0-0</b> | <b>0.0</b>  | <b>1-2</b> | <b>50.0</b>  | <b>0-0</b> | <b>0.0</b> |
| <b>Opponents</b>  |             |   |       | <b>4-5</b> | <b>80.0</b> | <b>0-0</b> | <b>0.0</b> | <b>1-1</b> | <b>100.0</b> | <b>1-2</b> | <b>50.0</b> | <b>2-2</b> | <b>100.0</b> | <b>0-0</b> | <b>0.0</b> |

**Time of Possession**

| Date              | Opponent    |   | Score | Overall      | 1st Qtr      | 2nd Qtr      | 3rd Qtr      | 4th Qtr      | Overtime     |
|-------------------|-------------|---|-------|--------------|--------------|--------------|--------------|--------------|--------------|
| 08/26/2023        | Hawaii      | W | 35-28 | 28:38        | 01:35        | 11:56        | 03:40        | 11:27        | 00:00        |
| 09/02/2023        | Alabama A&M | W | 47-13 | 27:38        | 04:40        | 08:16        | 08:56        | 05:46        | 00:00        |
| <b>Vanderbilt</b> |             |   |       | <b>Total</b> | <b>06:15</b> | <b>20:12</b> | <b>12:36</b> | <b>17:13</b> | <b>00:00</b> |
|                   |             |   |       | <b>Avg.</b>  | <b>03:08</b> | <b>10:06</b> | <b>06:18</b> | <b>08:37</b> | <b>00:00</b> |
| <b>Opponents</b>  |             |   |       | <b>Total</b> | <b>18:42</b> | <b>14:51</b> | <b>13:23</b> | <b>16:48</b> | <b>00:00</b> |
|                   |             |   |       | <b>Avg.</b>  | <b>09:21</b> | <b>07:26</b> | <b>06:42</b> | <b>08:24</b> | <b>00:00</b> |





# 2023-24 Vanderbilt Football Team Game-by-Game Comparison All games

Page 1/1  
as of Sep 04, 2023

| Opponent      | Score        | First Downs    |                |                |              | Rushing<br>Number-Yards | Passing                  |                  | Total Offense<br>Plays-Yards | Return<br>Yards  | Turn-<br>Overs |
|---------------|--------------|----------------|----------------|----------------|--------------|-------------------------|--------------------------|------------------|------------------------------|------------------|----------------|
|               |              | Total          | Rush           | Pass           | Pen          |                         | Comp-Att.-Int            | Yards            |                              |                  |                |
| Hawaii        | 35-28        | 17 / 19        | 3 / 4          | 11 / 12        | 3 / 3        | 26-39 / 25-40           | 19-30-0 / 27-35-2        | 258 / 351        | 56-297 / 60-391              | 133 / 90         | 0 / 2          |
| Alabama A&M   | 47-13        | 24 / 14        | 13 / 8         | 9 / 6          | 2 / 0        | 34-215 / 33-135         | 17-31-1 / 18-34-1        | 246 / 143        | 65-461 / 67-278              | 152 / 58         | 1 / 1          |
| <b>Totals</b> | <b>82-41</b> | <b>41 / 33</b> | <b>16 / 12</b> | <b>20 / 18</b> | <b>5 / 3</b> | <b>60-254 / 58-175</b>  | <b>36-61-1 / 45-69-3</b> | <b>504 / 494</b> | <b>121-758 / 127-669</b>     | <b>285 / 148</b> | <b>1 / 3</b>   |

| Opponents     | 3rd Down<br>Conversion | 4th Down<br>Conversion | Time of<br>Possession | TOP<br>Margin | Avg<br>Yds/Rush  | Avg<br>Yds/Pass  | Avg<br>Yds/Play  | Punting<br>Number-Avg   | Penalties<br>Number-Yards | Sacks        |
|---------------|------------------------|------------------------|-----------------------|---------------|------------------|------------------|------------------|-------------------------|---------------------------|--------------|
| Hawaii        | 5-12 / 3-11            | 1-3 / 3-4              | 28:38 / 31:22         | -02:44        | 1.5 / 1.6        | 8.6 / 10.0       | 5.3 / 6.5        | 3-53.7 / 4-34.5         | 8-72.0 / 7-59.0           | 3 / 3        |
| Alabama A&M   | 9-14 / 6-18            | 0-1 / 1-1              | 27:38 / 32:22         | -04:44        | 6.3 / 4.1        | 7.9 / 4.2        | 7.1 / 4.1        | 2-53.0 / 8-34.9         | 3-20.0 / 9-50.0           | 2 / 1        |
| <b>Totals</b> | <b>14-26 / 9-29</b>    | <b>1-4 / 4-5</b>       | <b>56:16 / 63:44</b>  | <b>-07:28</b> | <b>4.2 / 3.0</b> | <b>8.3 / 7.2</b> | <b>6.3 / 5.3</b> | <b>5-53.4 / 12-34.8</b> | <b>11-92.0 / 16-109.0</b> | <b>5 / 4</b> |

Note: Game totals are displayed in the format TEAM/OPPONENT for each category

### The Last Time...

| VANDERBILT                            |  |
|---------------------------------------|--|
| Score three or more touchdowns        | <b>AJ Swann vs. Alabama A&amp;M (3 • 9.02.23)</b>                        |
| Score four or more touchdowns         | AJ Swann at Northern Illinois (4 • 9.17.22)                              |
| Three passing touchdowns              | <b>AJ Swann vs. Hawai'i (3 • 8.26.23)</b>                                |
| Four or more passing touchdowns       | AJ Swann at Northern Illinois (4 • 9.17.22)                              |
| Five or more passing touchdowns       | Johnny McCrary vs. Old Dominion (5 • 11.1.14)                            |
| 200 or more passing yards             | <b>AJ Swann vs. Hawai'i (258 • 8.26.23)</b>                              |
| 300 or more passing yards             | Ken Seals vs. UConn (333 • 10.2.21)                                      |
| 400 or more passing yards             | Kyle Shurmur vs. Tennessee (416 • 11.26.16)                              |
| 70-yard completion                    | Mike Wright to Gamarion Carter at Missouri (80 • 10.22.22)               |
| 100 or more rushing yards             | Ray Davis vs. Florida (122 • 11.19.22)                                   |
| 200 or more rushing yards             | Ke'Shawn Vaughn vs. Baylor (243 • 12.27.18)                              |
| 300 or more rushing yards             | Frank Mordica vs. Air Force (321 • 11.18.78)                             |
| 70-yard rush                          | Mike Wright at Hawai'i (87 • 8.27.22)                                    |
| Three or more rushing touchdowns      | Ke'Shawn Vaughn at Arkansas (3 • 10.27.18)                               |
| 100 or more receiving yards           | Jayden McGowan vs. Ole Miss (104 • 10.8.22)                              |
| 200 or more receiving yards           | Trent Sherfield vs. Austin Peay (240 • 9.1.15)                           |
| Two touchdown receptions              | <b>Will Sheppard vs. Alabama A&amp;M (2 • 9.02.23)</b>                   |
| Three or more touchdown receptions    | Earl Bennett vs. Richmond (3 • 9.1.07)                                   |
| Kickoff return for touchdown          | <b>Jayden McGowan vs. Hawai'i (97 • 8.26.23)</b>                         |
| Punt return for touchdown             | Jonathan Krause at Wake Forest (83 • 11.24.12)                           |
| Interception return for touchdown     | Randall Haynie vs. LSU (47 • 9.21.19)                                    |
| Fumble return for touchdown           | Wesley Schelling vs. Florida (0 • 11.19.22)                              |
| Three or more field goals made        | Joseph Bulovas at Ole Miss (3 • 11.20.21)                                |
| 50-yard field goal                    | Joseph Bulovas vs. East Tennessee State (53 • 9.4.21)                    |
| 60-yard punt                          | Matthew Hayball vs. South Carolina (61 • 11.5.22)                        |
| 70-yard punt                          | <b>Matthew Hayball vs. Hawai'i (71 • 8.26.23)</b>                        |
| 10 or more tackles                    | CJ Taylor vs. Florida (10 • 11.19.22)                                    |
| Three or more tackles for loss        | Jaylen Mahoney at Missouri (5.0 • 10.22.22)                              |
| Forced multiple fumbles               | LaDarius Wiley at Missouri (2 • 11.10.18)                                |
| Two or more sacks                     | Dayo Odeyingbo at Missouri (2.0 • 11.28.20)                              |
| Three or more sacks                   | Charles Wright at Middle Tennessee (3.0 • 9.2.17)                        |
| Two or more interceptions             | <b>De'Rickey Wright vs. Hawai'i (2 • 8.26.23)</b>                        |
| Blocked punt                          | <b>Langston Patterson vs. Alabama A&amp;M (9.02.23)</b>                  |
| Blocked two punts                     | <b>Bryan Longwell • Langston Patterson vs. Alabama A&amp;M (9.02.23)</b> |
| Blocked punt returned for touchdown   | Stephen Weatherly vs. UMass (11 • 9.13.14)                               |
| Blocked punt for safety               | <b>Bryan Longwell vs. Alabama A&amp;M (9.02.23)</b>                      |
| Blocked field goal                    | Nate Clifton at Kentucky (11.12.22)                                      |
| Blocked PAT                           | Nifae Lealao at Middle Tennessee (9.2.17)                                |
| Safety                                | <b>Bryan Longwell Blocked Punt vs. Alabama A&amp;M (9.02.23)</b>         |
| 30 or more first downs                | at Mississippi State (30 • 11.7.20)                                      |
| 500 or more yards of total offense    | at Hawai'i (601 • 8.27.22)   |
| 300 or more passing yards             | vs. UConn (333 • 10.2.21)  |
| 400 or more passing yards             | at Purdue (420 • 9.7.19)   |
| 200 or more rushing yards             | <b>vs. Alabama A&amp;M (215 • 9.02.23)</b>                               |
| 300 or more rushing yards             | at Hawai'i (404 • 8.27.22)   |
| 400 or more rushing yards             | at Hawai'i (404 • 8.27.22)   |
| 40 points or more                     | <b>vs. Alabama A&amp;M (47-13 • 9.02.23)</b>                             |
| Held opponent under 100 total yards   | vs. Chattanooga (93 • 9.6.03)  |
| Held opponent under 200 total yards   | vs. East Tennessee State (105 • 11.23.19)                                |
| Held opponent under 250 total yards   | at Mississippi State (204 • 11.7.20)                                     |
| Held opponent under 100 rushing yards | <b>vs. Hawai'i (40 • 8.26.23)</b>  |
| Held opponent under 100 passing yards | vs. East Tennessee State (68 • 11.23.19)                                 |
| Shut out opponent                     | vs. East Tennessee State (11.23.19)                                      |

| OPPONENTS                               |   |
|---|---|
| Score three or more touchdowns          | <b>Brayden Schager • Hawai'i (3 • 8.26.23)</b>                  |
| Score four or more touchdowns           | Bryce Young • Alabama (4 • 9.24.22)                             |
| Three passing touchdowns                | <b>Brayden Schager • Hawai'i (3 • 8.26.23)</b>                  |
| Four or more passing touchdowns         | Bryce Young • Alabama (4 • 9.24.22)                             |
| 200 or more passing yards               | <b>Brayden Schager • Hawai'i (351 • 8.26.23)</b>                |
| 300 or more passing yards               | <b>Brayden Schager • Hawai'i (351 • 8.26.23)</b>                |
| 400 or more passing yards               | Anthony Richardson • Florida (400 • 11.19.22)                   |
| 70-yard completion                      | Anthony Richardson to Daejon Reynolds • Florida (74 • 11.19.22) |
| 100 or more rushing yards               | Jalen Wright • Dylan Sampson • Tennessee (160 • 131 • 11.26.22) |
| 200 or more rushing yards               | Tyler Badie • Missouri (254 • 10.30.21)                         |
| Three or more rushing touchdowns        | Larry Rountree • Missouri (3 • 11.28.20)                        |
| 70-yard rush                            | Jalen Wright • Dylan Sampson • Tennessee (83 • 80 • 11.26.22)   |
| 100 or more receiving yards             | <b>Pofele Ashlock • Hawai'i (127 • 8.26.23)</b>                 |
| 200 or more receiving yards             | Jonathan Mingo • Ole Miss (247 • 10.8.20)                       |
| Three or more touchdown receptions      | Elijah Moore • Ole Miss (3 • 9.21.19)                           |
| Kickoff return for touchdown            | Nyheim Hines • NC State (100 • 12.26.16)                        |
| Punt return for touchdown               | Dee Williams • Tennessee (73 • 11.26.22)                        |
| Interception return for touchdown       | Coby Davis • Wake Forest (31 • 9.10.22)                         |
| Fumble return for touchdown             | Stephen Scott • East Tennessee State (27 • 9.4.21)              |
| Three or more field goals made          | Matt Ruffolo • Kentucky (3 • 11.12.22)                          |
| 50-yard field goal                      | Rodrigo Blankenship • Georgia (50 • 8.31.19)                    |
| 70-yard punt                            | Kai Kroeger • South Carolina (70 • 10.16.21)                    |
| 10 or more tackles                      | Ventrell Miller • Amari Burney • Florida (11 • 10 • 11.19.22)   |
| Three or more tackles for loss          | <b>Isaiah Tufaga • Hawai'i (3 • 8.26.23)</b>                    |
| Two or more sacks                       | <b>Isaiah Tufaga • Hawai'i (2 • 8.26.23)</b>                    |
| Two or more interceptions               | Donovan Stiner • Florida (2 • 11.9.19)                          |
| Blocked punt                            | Micah Baskerville • LSU (9.21.19)                               |
| Blocked punt returned for touchdown     | Micah Baskerville • LSU (9.21.19)                               |
| Blocked field goal                      | Sharrif Floyd • Florida (11.5.11)                               |
| Blocked PAT                             | D.J. Wonnum • South Carolina (10.28.17)                         |
| Safety                                  | Marquis Haynes • Ole Miss (10.14.17)                            |
| 30 or more first downs                  | Georgia (31 • 10.15.22)   |
| 500 or more yards of total offense      | Tennessee (513 • 11.26.22)                                      |
| 300 or more passing yards               | <b>Hawai'i (351 • 8.26.23)</b>                                  |
| 400 or more passing yards               | Florida (400 • 11.19.22)  |
| 200 or more rushing yards               | Tennessee (362 • 11.26.22)                                      |
| 300 or more rushing yards               | Tennessee (362 • 11.26.22)                                      |
| 400 or more rushing yards               | Kentucky (401 • 11.16.19)                                       |
| 40 points or more                       | Tennessee (56 • 11.26.22)                                       |
| Held Vanderbilt under 200 total yards   | Georgia (150 • 10.15.22)  |
| Held Vanderbilt under 100 rushing yards | <b>Hawai'i (39 • 8.26.23)</b>                                   |
| Held Vanderbilt under 100 passing yards | Georgia (24 • 9.25.21)  |
| Shut out Vanderbilt                     | Tennessee (11.26.22)  |