

# OREGON

ATHLETIC COMMUNICATIONS (Baseball)

Todd Miles - Associate Director

Email: miles@uoregon.edu

Office: 541-346-0962

Cell: 541-321-3427

2023 Oregon Baseball | @OregonBaseball | Facebook.com/Oregonbaseball | GoDucks.com

## 2023 SCHEDULE

### February (4-3)

Friday	17	Xavier	W, 3-2
Saturday	18	Xavier (7)	W, 9-2
Sunday	18	Xavier	W, 5-3
Monday	19	Xavier	W, 3-1
Friday	24	UC Santa Barbara	L, 6-2
Saturday	25	UC Santa Barbara	L, 10-0
Saturday	25	UC Santa Barbara	L, 3-1

### March (12-4)

Thursday	2	San Diego	W, 3-2
Friday	3	San Diego	W, 4-3
Saturday	4	San Diego	W, 13-0
Sunday	5	San Diego	W, 5-1
Friday	10	#13 UCLA*	W, 6-2
Saturday	11	#13 UCLA*	L, 8-7
Sunday	12	#13 UCLA*	L, 16-0
Wednesday	15	Niagara	L, 8-5
Friday	17	at Washington State*	L, 7-1
Saturday	18	at Washington State*	W, 14-8
Sunday	19	at Washington State*	W, 13-7
Friday	24	Northwestern State	W, 16-1
Saturday	25	Northwestern State	W, 12-7
Saturday	25	Northwestern State	W, 13-3
Sunday	26	Northwestern State	W, 5-0
Friday	31	at Arizona*	W, 15-3

### April (14-6)

Saturday	1	at Arizona*	W, 13-11
Sunday	2	at Arizona*	W, 8-5
Tuesday	4	Portland	W, 9-1
Friday	7	Oregon State**	W, 2-0
Saturday	8	Oregon State**	L, 4-2
Sunday	9	Oregon State*	L, 12-2
Tuesday	11	San Francisco	W, 5-3
Wednesday	12	San Francisco	W, 16-6
Friday	14	#7 Stanford*	W, 4-0
Saturday	15	#7 Stanford*	W, 8-1
Sunday	16	#7 Stanford*	L, 6-4
Tuesday	18	at Portland	L, 10-9
Friday	21	at California**	W, 5-4
Saturday	22	at California**	L, 8-6
Sunday	23	at California**	W, 9-3
Tuesday	25	Gonzaga#	W, 11-4
Wednesday	26	Gonzaga	W, 10-5
Friday	28	#12 Arizona State*	W, 11-5
Saturday	29	#12 Arizona State*	W, 16-10
Sunday	30	#12 Arizona State*	L, 9-6

### May (7-7)

Tuesday	2	at #19 Oregon State	L, 11-6
Friday	5	at USC*	L, 7-2
Saturday	6	at USC*	W, 7-5
Sunday	7	at USC*	L, 11-4
Friday	12	Washington**	L, 14-5
Saturday	13	Washington**	L, 18-8
Sunday	14	Washington**	L, 11-5
Thursday	18	at Utah**	L, 12-5
Friday	19	at Utah**	W, 9-1
Saturday	20	at Utah**	W, 15-3

### Pac-12 Tournament

Tuesday	23	vs. California%#	W, 3-2
Thursday	25	vs. #4 Stanford%#	(10) W, 8-6
Friday	26	vs. Washington%#	W, 12-7
Saturday	27	vs. Arizona%#	W, 5-4

### June (0-0)

#### Nashville Regional Tournament

Friday	2	vs. Xavier	10 am
Saturday	3	vs. #3 Vanderbilt/Eastern Illinois	TBD

All Times Pacific / Home Games in Bold

\* Pac-12 Game / % Pac-12 Tournament - Scottsdale, Ariz. /

^ Nashville Regional / # TV Game



**#1 Seed: Vanderbilt**  
(41-18, 19-11 SEC/2nd-East)  
21st Postseason Appearance  
Tournament Seed: 6  
National Ranking: 3

#### Opening Game

Game 2 • Friday, June 2  
vs. Eastern Illinois  
5 p.m. (PT) • Hawkins Field  
TV: SECN

**Notes:** The Commodores earned the SEC's automatic bid by winning the conference tournament. During the regular season, Vanderbilt finished a game behind first-place Florida in the SEC-East.



**#2 Seed: Oregon**  
(37-20, 16-14 Pac-12/6th)  
10th Postseason Appearance  
Tournament Seed: NA  
National Ranking: NA

#### Opening Game

Game 1 • Friday, June 2  
vs. Xavier  
10 a.m. (PT) • Hawkins Field  
TV: ESPN+

**Notes:** The Ducks earned the Pac-12 Conference's automatic bid winning the conference tournament while going 4-0 in Scottsdale, Ariz. UO finished sixth in the Pac-12 during the regular season.



**#3 Seed: Xavier**  
(37-23, 14-7 Big East/2nd)  
5th Postseason Appearance  
Tournament Seed: NA  
National Ranking: NA

#### Opening Game

Game 1 • Friday, June 2  
vs. Oregon  
10 a.m. (PT) • Hawkins Field  
TV: ESPN+

**Notes:** The Musketeers claimed the Big East's automatic bid by winning its conference tournament over top-seed Connecticut. Xavier finished the regular season 1.5 games behind UCONN in the Big East standings



**#4 Seed: Eastern Illinois**  
(38-19, 13-11 Ohio Valley/5th)  
3rd Postseason Appearance  
Tournament Seed: NA  
National Ranking: NA

#### Opening Game

Game 2 • Friday, June 2  
vs. Vanderbilt  
5 p.m. (PT) • Hawkins Field  
TV: SECN

**Notes:** The Panthers qualified for the NCAA Regionals through the Ohio Valley's automatic bid after winning the conference tournament. EIU entered the tournament as the No. 5 seed before winning five of six games to claim the championship.

## WHAT YOU NEED TO KNOW

### Oregon vs. the field

Oregon has history with both Xavier and Vanderbilt, but has never met Eastern Illinois. The Ducks are 5-0 all-time vs. Xavier including a four-game sweep in Eugene to open this season. UO is 4-4 all-time against Vanderbilt, including a 3-2 record in Nashville. Ironically, in 2014 the Ducks were the No. 2 seed in the Nashville Regional where they played Vanderbilt for the championship after beating Xavier.

### Seven Ducks earn All-Pac-12 honors

Oregon had seven players earn All-Pac-12 Conference honors when the awards were announced on the eve of the Pac-12 Tournament. **Sabin Ceballos**, **Drew Cowley** and **Jace Stoffal** were all named first-team All-Pac-12. **Josh Mollerus**, **Rikuu Nishida**, **Colby Shade** and **Tanner Smith** claimed honorable mention honors. **Shade** was also named to the league's all-defensive team.

### Ducks win Pac-12 Tournament

Oregon earned an automatic bid into the NCAA Tournament after winning the Pac-12 Tournament. Oregon won all four games in the tourney, beating Cal, #4 Stanford, Washington and Arizona over a five-day span. The last three of those opponents were selected as at-large teams for regionals. **Sabin Ceballos**, **Grayson Grinsell**, **Colby Shade** and **Bennett Thompson** were named all-tournament.

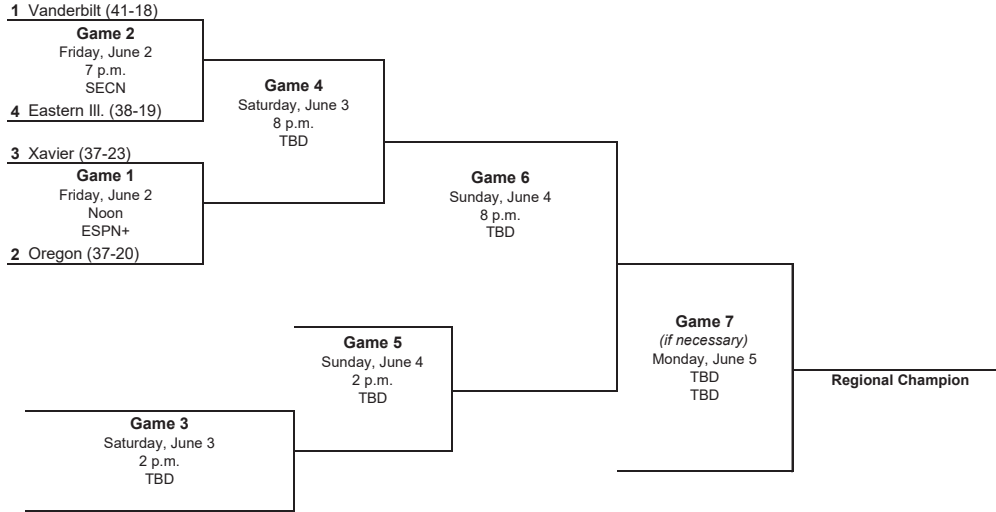
## PROBABLE STARTING LINEUP

Position-Player	AVG	HR	RBI	SB	NOTES	
C	Josiah Cromwick	.248	7	23	3	Collegiate Baseball National POW (Week 1); Named pre-season All-Pac-12 P12 Conference All-Tournament Team; Half of hits are XBH (14 2B, 1 3B, 1 HR)
(or)	Bennett Thompson	.376	1	17	2	Named Pac-12 Player of the Week after ARIZ (.533/.563/1.200 at ARIZ)
1B	Jacob Walsh	.245	14	32	0	Hit 2 HR at PORT; 11 multi-hit games in last 28; 149 career starts at 2B
2B	Gavin Grant	.277	8	29	9	Semifinalist for Brooks Wallace Award; Pac-12 POW (5/1/23)
SS	Drew Cowley	.336	15	61	6	P12 Conference All-Tournament Team; Collegiate Baseball POW (4/17)
3B	Sabin Ceballos	.342	15	61	0	Active 19-game hitting streak (school record)
(or)	Drew Smith	.403	2	15	5	Career hits, runs, RBI, 2B, & XBH leader at ORE; Needs 2 HR for new record
LF	Tanner Smith	.317	9	38	7	P12 Conference All-Tournament Team; P12 All-Defensive Team
CF	Colby Shade	.337	6	30	14	Set ORE SB record; 38 starts in RF; 14 at 2nd base; 5 at DH
RF	Rikuu Nishida	.313	5	34	23	Last 27: .292 (7-24), 2 HR, 2 2B, 6 RBI, 6 SB; 2-sport athlete (FB - Safety)
(or)	Bryce Boettcher	.231	2	6	6	Hits in all 18 career starts including 10 multi-hit and 4 multi-RBI games
DH	Drew Smith	.403	2	15	5	Set Oregon single-season stolen base record
(or)	Rikuu Nishida	.313	5	34	23	
Starting Pitchers	W-L	ERA	IP	K	NOTES	
RHP	Jace Stoffal	6-2	2.83	57.1	56	3x P12 Pitcher of the Week; 2nd in P12 in ERA & 1st in hits/9 innings
RHP	Logan Mercado	5-1	6.46	69.2	69	Moved into rotation vs. Northwestern State; 1st career CG vs. STAN
RHP	Matthew Grabmann	1-3	4.60	47.0	37	1st career win at UTAH (Career-high 6.0 IP, 5 H, 2 R); Canadian Jr. Nat. Team
RHP	Turner Spoiljaric	6-0	6.32	47.0	29	Quality starts in 2 of last 3 outings; 6.0 IP, 7 H, 2 ER, 0 BB, 3 K in champ.
Relievers	W-L	ERA	APP	S	NOTES	
RHP	Austin Anderson	3-0	0.39	20	0	Tossed crucial scoreless 7th inning in Pac-12 title game
RHP	Matt Dallas	6-2	5.32	26	3	P12 Pitcher of the Week (3/20); 2-inning save in Pac-12 title game
RHP	Jacob Hughes	0-0	4.26	12	0	Brother (Gabriel) 1st round pick (10th overall) of 2022 draft by Rockies
RHP	Dylan McShane	1-2	7.58	18	0	2 app in each of last 2 series & 3 app in P12 Tournament
RHP	Josh Mollerus	2-2	2.81	23	9	Did not allow a run in 1st 19 IP; Named to midseason stopper watch list
RHP	Andrew Mosiello	--	--	--	--	40 career appearances; Limited by injury in 2022 & 2023
RHP	Jackson Pace	2-3	8.44	14	0	Just 4th Duck FR with quality starts in first two career starts
RHP	Leo Uelman	3-4	7.43	14	0	1st quality start vs. NSU (6.0 IP, 2 H, 1 R, 1 BB, 6 K); 4 pen app; 8.2 IP, 8 H, 7 R
LHP	Grayson Grinsell	2-1	3.60	26	1	P12 Conference All-Tournament Team; 1 start/1 relief app in P12 Tournament
LHP	Logan Olson	0-0	4.26	7	0	Made career debut vs. Xavier; Part of combined shutout vs. USD
LHP	Gus Rogers	0-0	40.50	1	0	Made career debut vs. UCSB (2/25/23)
LHP	Ian Umlandt	0-0	2.19	13	0	5 appearances. since May 12; Season-high 3.0 IP vs. WASH

# Nashville Regional Bracket



## 2023 NCAA Division I Baseball Championship Nashville Regional June 2-5, 2023



\*Home team  
All times are local and subject to change.

© 2023 National Collegiate Athletic Association. No commercial use without the NCAA's written permission.

# All-Time Postseason Appearances

## 1954 NCAA Western Regionals Results (3-0)

vs. Seattle.....	W, 9-4
vs. Fresno State.....	W, 9-5
vs. Fresno State.....	W, 1-0

## College World Series Results (0-2)

vs. Arizona.....	L, 12-1
vs. UMass.....	L, 5-3

## 1964 NCAA District 8 Playoffs Results (0-2)

vs. USC.....	L, 5-0
vs. USC.....	L, 9-3

## 2010 Norwich Regional at Norwich, Conn. • Dodd Stadium (Connecticut) Results (2-2)

vs. #17 Connecticut.....	W, 5-3
vs. #10 Florida State.....	L, 6-4
vs. #17 Connecticut.....	W, 4-3
vs. #10 Florida State.....	L, 5-3

## 2012 NCAA Regional at Eugene, Ore. • PK Park Results (3-0)

vs. Austin Peay.....	W, 6-5
vs. Cal State Fullerton.....	W, 7-5
vs. Austin Peay.....	W, 8-1

## NCAA Super Regional at Eugene, Ore. • PK Park Results (1-2)

vs. Kent State.....	L, 7-6
vs. Kent State.....	W, 3-2
vs. Kent State.....	L, 3-2

## 2013 NCAA Regional at Eugene, Ore. • PK Park Results (3-2)

vs. South Dakota State.....	W, 3-2
vs. #16 Rice.....	L, 1-0
vs. San Francisco.....	W, 6-1
vs. #16 Rice.....	W, 11-0
vs. #16 Rice.....	L, 11-4

## 2014 NCAA Regional at Nashville, Tenn. • Hawkins Field (Vanderbilt) Results (2-2)

vs. Clemson.....	W, 18-1
vs. #20 Vanderbilt.....	L, 7-2
vs. Xavier.....	W, 11-8
vs. #20 Vanderbilt.....	L, 3-2

## 2015 NCAA Regional at Springfield, Mo. • Hammons Field (Missouri State) Results (1-2)

vs. Iowa.....	L, 3-1
vs. Canisius.....	W, 12-6
vs. Iowa.....	(11) L, 2-1

## 2021 NCAA Regional at Eugene, Ore. • PK Park Results (2-2)

vs. Central Connecticut State.....	W, 13-10
vs. Gonzaga.....	W, 7-3
vs. LSU.....	L, 4-1
vs. LSU.....	L, 9-8

## 2022 NCAA Regional at Louisville, Ky. • Jim Patterson Stadium (Louisville) Results (1-2)

vs. Michigan.....	L, 8-6
vs. Southeast Missouri State.....	W, 18-6
at #7 Louisville.....	L, 8-5

## 2023 NCAA Regional at Nashville, Tenn. • Hawkins Field (Vanderbilt) Results (TBD)

vs. Xavier.....	TBD
-----------------	-----

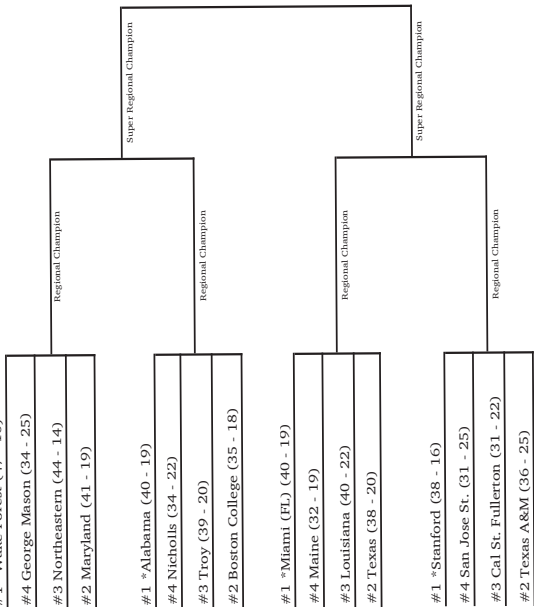


# 2023 NCAA Division I Baseball Championship

**Regionals**  
June 2-5  
\*Campus or Neutral Sites  
Double Elimination  
First-Round Pairings  
#1 \*Wake Forest (47 - 10)  
#4 George Mason (34 - 25)  
#3 Northeastern (44 - 14)  
#2 Maryland (41 - 19)

**Super Regionals**  
June 9-11 or June 10-12  
\*Campus or Neutral Sites  
Double Elimination  
Best-of-Three Games

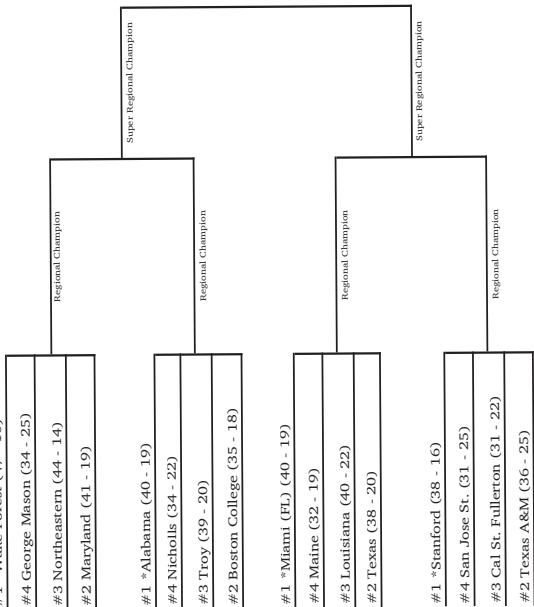
**Men's College World Series (MCWS)**  
June 16-25/26  
Omaha, Nebraska  
Double Elimination  
First-Round Pairings  
Best-of-Three MCWS Finals



**Regionals**  
June 2-5  
\*Campus or Neutral Sites  
Double Elimination  
First-Round Pairings  
#1 \*Alabama (40 - 19)  
#4 Nichols (34 - 22)  
#3 Troy (39 - 20)  
#2 Boston College (35 - 18)

**Super Regionals**  
June 9-11 or June 10-12  
\*Campus or Neutral Sites  
Double Elimination  
Best-of-Three Games

**Men's College World Series (MCWS)**  
June 16-25/26  
Omaha, Nebraska  
Double Elimination  
First-Round Pairings  
Best-of-Three MCWS Finals



# NCAA Tournament Bracket



## National Top 16 Seeds

1. Wake Forest (47 - 10)
2. Florida (44 - 14)
3. Arkansas (41 - 16)
4. Clemson (43 - 17)
5. LSU (43 - 15)
6. Vanderbilt (41 - 18)
7. Virginia (45 - 12)
8. Stanford (38 - 16)
9. Miami (FL) (40 - 19)
10. Coastal Carolina (39 - 19)
11. Oklahoma St. (41 - 18)
12. Kentucky (36 - 18)
13. Auburn (34 - 21 - 1)
14. Indiana St. (42 - 15)
15. South Carolina (39 - 19)
16. Alabama (40 - 19)



© 2023 National Collegiate Athletic Association. No commercial use without the NCAA's written permission.  
\* Host Institution

## 2023 NUMERICAL ROSTER

### NUMERICAL ROSTER

No.	Name	Pos.	B/T	Ht.	Wt.	Cl-Exp.	Hometown/Previous Schools
1	Isaac Ayon*	RHP	R/R	6-4	235	Jr.-2V	Fresno, Calif. (Buchanan HS)
2	Grayson Grinsell	OF/LHP	L/L	6-1	205	Fr.-HS	Reno, Nev. (Reno HS)
3	Carter Garate	INF	L/R	6-2	170	Fr.-HS	Murrieta, Calif. (Murrieta Mesa HS)
5	Gavin Grant*	INF	R/R	5-10	195	RSr.-3V	Puyallup, Wash. (Puyallup HS/Tacoma CC)
7	Tafton Hensley*	OF	R/R	6-2	205	Jr.-JC	Mooresville, N.C. (Mooresville HS/College of the Canyons)
9	Jace Stoffal*	RHP	R/R	6-3	218	Jr.-1V	Roseburg, Ore. (Roseburg HS/Umpqua CC)
10	Owen Diodati*	OF	L/R	6-3	215	Jr.-TR	Niagara Falls, Ontario (A.N. Myer Secondary/Alabama)
12	Matt Dallas*	RHP	R/R	6-0	200	RSr.-1V	Salida, Calif. (Gregori HS/Lane CC)
13	Mason Lytle*	OF	R/R	5-10	180	Jr.-JC	Pearland, Texas (Pearland HS/San Jacinto CC)
15	Drew Cowley*	INF	L/R	5-10	205	RSr.-1V	Upland, Calif. (Upland HS/Cal Poly Pomona)
16	Bennett Thompson	C	R/R	5-10	196	So.-1V	Medford, Ore. (South Medford HS)
17	Drew Smith	INF	R/R	6-2	208	Fr.-HS	Clovis, Calif. (Buchanan HS)
19	Chase Meggers	C	L/R	6-0	195	RFr.-RS	Rocklin, Calif. (Rocklin HS)
20	Logan Mercado*	RHP	R/R	6-0	220	Jr.-2V	Pasco, Wash. (Tri-Cities Prep)
21	Sabin Ceballos*	INF/C	R/R	6-3	225	Jr.-JC	Rio Grande, Puerto Rico (Puerto Rico Baseball HS Academy/San Jacinto CC)
22	Jackson Jaha	INF	R/R	6-1	220	Fr.-HS	Happy Valley, Ore. (Clackamas HS)
23	Andrew Mosiello*	RHP	R/R	6-2	205	RJr.-3V	Temecula, Calif. (Vista Murrieta HS)
24	Ian Umlandt	LHP	L/L	6-0	216	Fr.-HS	Tualatin, Ore. (Sherwood HS)
25	Jacob Walsh	1B	L/L	6-4	225	So.-1V	Las Vegas, Nev. (Desert Oasis HS)
26	Colby Shade*	OF	R/R	6-1	205	Jr.-2V	Fort Collins, Colo. (Fort Collins HS)
27	Josiah Cromwick*	C	R/R	6-1	205	Jr.-2V	Las Vegas, Nev. (Palo Verde HS)
28	Bryce Boettcher*	OF	R/R	6-2	200	Jr.-2V	Eugene, Ore. (South Eugene HS)
30	Austin Anderson*	RHP	R/R	6-3	220	Jr.-JC	Roseburg, Ore. (Roseburg HS/Umpqua CC)
31	Tanner Smith*	OF	L/R	5-9	200	RSr.-4V	Newport Beach, Calif. (Servite HS)
32	Turner Spoljaric	RHP	R/R	6-2	195	Fr.-HS	Lisle, Ontario (Home Schooled)
33	Jacob Hughes	RHP	L/R	6-4	215	So.-1V	Eagle, Idaho (Rocky Mountain HS)
36	Jack Brooks	UTL	L/R	5-10	185	Fr.-HS	Vacaville, Calif. (Vanden HS)
37	Tyler Ganus*	UTL	R/R	6-1	195	Jr.-2V	Los Angeles, Calif. (Harvard-Westlake HS)
38	Towns King*	UTL	L/R	6-1	185	Sr.-TR	San Clemente, Calif. (Woodbridge HS/Samford)
39	Leo Uelmen	RHP	R/R	6-4	192	Fr.-HS	Las Vegas, Nev. (Faith Lutheran HS)
40	Josh Mollerus*	RHP	R/R	6-3	215	RSr.-TR	Campbell, Calif. (Bellarmine College Prep/San Francisco)
41	Jackson Pace	RHP	R/R	6-5	217	Fr.-HS	Hollister, Calif. (San Benito HS)
43	Gus Rogers	LHP	L/L	6-3	205	Fr.-HS	Lake Oswego, Ore. (Lakeridge HS)
45	Dominic Hellman	INF	R/R	6-6	230	Fr.-HS	Mill Creek, Wash. (Henry M. Jackson HS)
46	Matthew Grabmann	RHP	S/R	6-1	215	Fr.-HS	Dartmouth, Nova Scotia (TNXL Academy <Fla.>)
49	Dylan McShane	RHP	R/R	6-9	225	Fr.-HS	Stockton, Calif. (Saint Mary's HS)
53	Logan Olson	LHP	L/L	6-5	190	Fr.-HS	Farmington, Minn. (Academy of Holy Angels HS)
56	Rikuu Nishida	INF	L/R	5-6	150	Jr.-JC	Osaka, Japan (Tohoku HS/Mt. Hood CC)
77	Anson Aroz	C	S/R	5-11	195	RFr.-RS	Auburn, Calif. (Placer HS)

\* Draft Eligible

### COACHING STAFF

- 44 **Head Coach:** Mark Wasikowski (Pepperdine '94; Southeast Missouri State '98)  
 48 **Assistant Coach:** Jake Angier (South Dakota State '07, '10)  
 14 (1B) **Assistant Coach:** Jack Marder (Oregon '16)  
 29 (3B) **Assistant Coach:** Marcus Hinkle (Western Oregon '15)

### SUPPORT STAFF

- Director of Operations:** Sean Harling (Oregon '17)  
**Director of Player Development:** Brett Thomas (Oregon '14)  
**Strength and Conditioning/Video Analytics:** Darrell Hunter (Oregon '13, '20)  
**Athletic Trainer:** Cody Peterman (Oregon '13; Texas A&M '16)  
**Equipment Manager:** John Mitchell (Oregon '11)

### ALPHABETICAL ROSTER

30	Austin Anderson	RHP
77	Anson Aroz	C
1	Isaac Ayon	RHP
28	Bryce Boettcher	OF
36	Jack Brooks	UTL
21	Sabin Ceballos	INF/C
15	Drew Cowley	INF
27	Josiah Cromwick	C
12	Matt Dallas	RHP
10	Owen Diodati	OF
37	Tyler Ganus	UTL
3	Carter Garate	INF
46	Matthew Grabmann	RHP
5	Gavin Grant	INF
2	Grayson Grinsell	OF/LHP
45	Dominic Hellman	INF
7	Tafton Hensley	OF
33	Jacob Hughes	RHP
22	Jackson Jaha	INF
38	Towns King	UTL
13	Mason Lytle	OF
49	Dylan McShane	RHP
19	Chase Meggers	C
20	Logan Mercado	RHP
40	Josh Mollerus	RHP
23	Andrew Mosiello	RHP
56	Rikuu Nishida	INF
53	Logan Olson	LHP
41	Jackson Pace	RHP
43	Gus Rogers	LHP
26	Colby Shade	OF
17	Drew Smith	INF
31	Tanner Smith	OF
32	Turner Spoljaric	RHP
9	Jace Stoffal	RHP
16	Bennett Thompson	C
39	Leo Uelmen	RHP
24	Ian Umlandt	LHP
25	Jacob Walsh	1B

### PRONUNCIATION GUIDE

Jake Angier	.....	an-jeer
Anson Aroz	.....	arrows
Isaac Ayon	.....	ay-on
Bryce Boettcher	.....	betcher
Sabin Ceballos	.....	suh-bean/suh-bye-oh-ss
Drew Cowley	.....	cow-lee
Owen Diodati	.....	DEE-oh-dot-E
Tyler Ganus	.....	gan-us
Carter Garate	.....	guh-rot-ay
Grayson Grinsell	.....	grin-sul
Josh Mollerus	.....	mo-lair-us
Andrew Mosiello	.....	mose-ee-ellow
Rikuu Nishida	.....	ree-coo/nuh-she-duh
Turner Spoljaric	.....	spole-jerr-ick
Jace Stoffal	.....	stoh-full
Leo Uelmen	.....	uhl-mun
Ian Umlandt	.....	um-launt
Mark Wasikowski	.....	WAHZ-eh-KOW-ski

## HEAD COACH MARK WASIKOWSKI



During his six-year tenure as a head coach, Mark Wasikowski has proven he can turn a program around in a hurry. In his first full season at Oregon, Wasikowski led the Ducks to a 12-win improvement over Oregon's win total the season before he became UO's head coach.

The Oregon turnaround came on the heels of an even bigger improvement at Purdue, where he was a first-time head coach. The Boilermakers won 19 more games in Wasikowski's first season at the helm than the team totaled the year before he took over the program.

In year two as head coach at both Purdue and Oregon, Wasikowski coached both teams to postseason appearances after significant playoff droughts at both schools. After coaching just 15 games in his first season at the helm of the Ducks because of COVID-19, Wasikowski led Oregon to a 39-win season and a spot as an NCAA Regional host in the 2021

season. The postseason appearance was Oregon's first since the 2015 season. Wasikowski and the Ducks made it back-to-back postseason appearances in 2022, the first time Oregon had played in a regional tournament in consecutive seasons since the 2014-15 seasons.

At Purdue, Wasikowski led the Boilermakers to a 38-win campaign in 2018 and a spot in the NCAA Regionals two years after PU finished the season 10-44. It was Purdue's first postseason appearance since 2012 and just its third in school history.

### A Familiar Face in the Postseason

Playing in the postseason is nothing new for Wasikowski. As a player, he captained the 1992 Pepperdine team to a national championship, winning the College World Series.

As an assistant or head coach, Wasikowski has helped lead 17 of his 25 teams (omitting 2020 COVID-19 shortened season) to the postseason, including three Super Regional appearances and one trip to the CWS. In four stops as an assistant coach, Wasikowski helped each of the four teams advance to the postseason.

In addition to the three regional tournaments he has led his teams to as a head coach, Wasikowski helped Oregon to four postseason appearances in his five seasons as an assistant on George Horton's staff. At Arizona, the Wildcats advanced to the NCAA Tournament seven times in his 10 years on Andy Lopez's staff in Tucson.

In his first job on Lopez's staff as a full-time assistant at Florida, the Gators played in the postseason in two of Wasikowski's three seasons in Gainesville. Coach "Waz" started his career at Southeast Missouri State as a member of Mark Hogan's staff for two seasons, helping the Redhawks to the postseason in 1998. The NCAA Regional appearance was the first in school history for SEMO, and just one of three for the program all-time.

### Developing Players and Producing Pros

Throughout his 26 years as a college baseball coach, Wasikowski's players excelled both during their playing careers and once they moved on to professional baseball.

Wasikowski coached 139 players that have been selected in the Major League Draft, a list highlighted by 42 big leaguers. In his eight seasons in Eugene as an assistant or head coach, the Ducks have had 42 players drafted (two twice) with nine of the players Wasikowski coached or recruited advancing to the Major Leagues.

In 10 seasons at Arizona, Wasikowski coached 59 Major League Draft picks and 27 future big leaguers. As the recruiting coordinator, he assembled the Wildcats' 2012 national championship team, leaving the school before the start of the 2011-12 school year.

Wasikowski's players earned a number of awards during his stops at SEMO, Florida, Arizona, Purdue and Oregon, with 32 earning All-America or freshman All-America honors. Nineteen of his players have claimed all-region honors, while 62 have claimed all-conference recognition with Aaron Zavala becoming Wasikowski's first conference player of the year in 2021.

### Oregon (Head Coach: 2020-present; Assistant Coach: 2012-16)

Wasikowski was named the 13th head baseball coach, and the second of the modern era, at Oregon on June 11, 2019.

He could not have dreamed what he would face in his first two years on the job. Just 15 games into his first season, Wasikowski had a team that was gaining confidence and was anxious to open the Pac-12 Conference season against the league's preseason favorite on the road.

Instead of making that trip, the 2020 season abruptly ended and Wasikowski and the rest of the team faced the uncertainty of a worldwide pandemic. The next 11 months were spent revamping how the team would prepare for the 2021 season while dealing with the effects of COVID-19.

The months of preparation paid off in a big way. While still limited by the pandemic, Oregon started the 2021 season fast and finished strong, advancing to NCAA postseason play and hosting a regional tournament for just the third time in Oregon Baseball's modern history.

Picked to finish seventh in the preseason Pac-12 Conference poll by the league's coaches, Wasikowski had the Ducks in the hunt for their first Pac-12 title until the final weekend of the season. Ultimately, Oregon finished second in the conference, just one game out of first place and was rewarded with the No. 14 overall seed in the NCAA Tournament.

Outfielder Aaron Zavala became just the second Duck in the modern era named to all six major All-America teams. Zavala joined David Peterson (2017) as a unanimous All-America pick, earning first-team All-America honors from the ABCA, Baseball America, D1Baseball, the NCBWA and Perfect Game while claiming second-team recognition from Collegiate Baseball.

With Zavala leading the way, it was a historic season at Oregon with four different Ducks earning All-America honors. First baseman Gabe Matthews and outfielder Tanner Smith claimed third-team All-America recognition from Collegiate Baseball while relief pitcher Kolby Somers was named to the NCBWA's third team. The four All-Americans were not only the most in one season in school history, but also tied for the most in the nation in 2021.

In addition to boasting four All-Americans, Oregon placed eight players on the All-Pac-12 Conference Team including five first-teamers, the most in school history. Zavala earned Pac-12 Conference Player of the Year honors, while Somers, Matthews, Robert Ahlstrom and Kenyon Yovan joined Zavala on the first team. Smith, Cullen Kafka and Josh Kasevich were named honorable mention all-league.

Oregon's success during the 2021 season re-wrote the school's record books. Offensively, the Ducks set new school records for runs scored (379), home runs (56) and RBI (334) while also falling just two doubles (118) and four total bases (860) shy of school records, ultimately finishing second in both categories. In all, Oregon's offense ranked in the top-10 all-time in 10 categories including hits (3rd/546), walks (3rd/255), batting average (8th/.289), at-bats (8th/1,890) and triples (10th/14).

On the mound, Oregon tied the school record by striking out 513 opposing batters, while finishing second all-time with 9.3 strikeouts per nine innings. The Ducks also finished fifth all-time in wins (39), seventh in fewest walks per nine innings (3.3) and eighth in innings pitched (495.0).

The assault on Oregon's record books under Wasikowski continued during the 2022 season. A year after setting three new offensive records, the Ducks broke eight school records including all three the team had set the previous season. Oregon notched new school records for batting average (.310), at-bats (2,160), runs scored (452), hits (670), doubles (122), home runs (75) and total bases (1,041). The club also finished sixth all time in both base on balls (243) and stolen bases (66) in school history.

Despite playing just the sixth-most games (61) in school history, the Ducks did not just set school records they shattered them. Prior to the Wasikowski era, Oregon's record for home runs in a season was 48 by the 1974 team. The 2022 squad finished with 27 more homers than the '74 team and 19 more than Wasikowski's 2021 squad.

## Wasikowski Year-by-Year

### Wasikowski's Head Coaching Career

Year	School	Record	Pct.	Conference	Postseason
2015*	Oregon	1-1	.500	1-1	Regionals
2017	Purdue	29-27	.518	12-12	
2018	Purdue	38-21	.644	17-6	Regionals
2019	Purdue	20-34	.370	7-16	
2020	Oregon	8-7	.000	0-0	
2021	Oregon	39-16	.709	20-10	Regionals
2022	Oregon	36-25	.590	18-12	Regionals
2023	Oregon	37-20	.649	16-14	Regionals
<b>Career</b>		<b>208-151</b>	<b>.579</b>	<b>91-71</b>	<b>5 Regionals</b>

\* Acting Head Coach

## HEAD COACH MARK WASIKOWSKI

It was not just the home run record that was relegated to a distant second place in the record books. Oregon bested the old record for runs by 73, hits by 54, RBI by 82 and total bases by 177. The team also broke the school record for batting average that was set 64 years earlier (1958).

Oregon's potent offense led the Ducks to a 36-25 record, including an 18-12 mark and a fourth-place finish in Pac-12 play. The top-four finish marked the first time the Ducks had finished in the top four of the league standings in back-to-back years since the 2013 and 2014 seasons. The Ducks also qualified for the NCAA Tournament for the second consecutive season, a feat not done at Oregon since the 2014 and 2015 clubs made regional tournament appearances.

Individually, players continued to thrive under Wasikowski's tutelage, claiming postseason honors and etching their names in the Oregon record books. Four Ducks earned All-Pac-12 Conference recognition with three players claiming ABCA All-District honors. Kasevich, Brennan Milone and Somers all claimed first-team all-league honors while Anthony Hall earned honorable mention recognition. Milone was a first-team all-district pick as a designated hitter while Kasevich (SS) and Drew Cowley (3B) garnered second-team honors.

Freshman Jacob Walsh became just the 10th Duck all-time to be named a freshman All-American by Collegiate Baseball. The Ducks' rookie first baseman set Oregon freshman school records for doubles (18), home runs (6) and total bases (103). A year after Zavala became Oregon Baseball's first CoSIDA academic All-American, Somers and Smith earned Senior CLASS Award® All-American honors.

Oregon's assault on the school record book under Wasikowski was not limited to team records. Individual players from the 2022 team are littered throughout the top 10 both offensively and on the mound. Smith set new single-season school records for at-bats (268), hits (85) and multiple-hit games (27) while also setting a new Oregon career record for runs scored (155). Hall broke the school record for slugging percentage, setting the new mark at .640.

It total, four different Oregon players moved into the single-season top 10 in hits and three joined the top 10 in runs, doubles, home runs and slugging percentage, while two moved into the record books in RBI and one joined the list in on-base percentage. Five players also finished with more than 22 multiple-hit games, with all five finishing in the all-time top 10.

On the mound, Somers once again dominated in the closer's role finishing in the single-season top 10 in saves for the second consecutive season with nine. He also wrapped up his stellar career finishing second on the all-time saves list with 21.

Despite a shortened season in 2020, two of Wasikowski's players claimed postseason honors with designated hitter Yovan and third baseman/outfielder Zavala both earning Collegiate Baseball All-America honors.

Yovan claimed first-team recognition after batting .429 with four home runs. He finished in the top three in the Pac-12 Conference in seven different categories - slugging percentage, runs scored, batting average, on-base percentage, hits, home runs, total bases - and in the top six in two more.

Zavala earned third-team honors as a third baseman after leading the Pac-12 in RBI with 22. He also ranked fourth in the conference in batting average (.418) and hits (23) and 11th in on-base percentage (.493). Nationally, Zavala ranked 11th in RBI per game, 16th in RBI and 18th in toughest to strikeout (three strikeouts in 67 plate appearances).

During Wasikowski's five seasons as an assistant at Oregon, the Ducks compiled a 205-106 (.659) record and advanced to postseason play four times, including the 2012 Super Regionals. UO averaged 41 wins during that stretch, with three seasons of 40-plus wins that included a school-record 48 victories in 2013. From 2012-15 the Ducks won 176 games, tied for the sixth-most in the nation during that four-year span.

Thirteen of Oregon's position players claimed All-Pac-12 honors while Wasikowski served as an assistant and recruiting coordinator, with first baseman Ryon Healy earning ABCA All-Region and All-America honors and shortstop J.J. Altobelli claiming ABCA All-Region accolades. Two Ducks, A.J. Balta and Mitchell Tolman, garnered Collegiate Baseball Freshman All-American recognition.

### **Purdue (2017-19)**

Before taking the reins of the Oregon program, Wasikowski served as the head coach at Purdue for three seasons (2017-19) and was an assistant coach at Oregon the previous five seasons (2012-16).

Wasikowski led Purdue to a 39-win season in 2018, leading the Boilermakers to just the third NCAA Regional appearance in school history and only the second since 1982. The 2018 Purdue team won 22 of its last 27 regular-season games, including a 13-game winning streak. The Boilermakers finished second in the Big Ten regular season, while finishing as the conference tournament runner-up.

During his first season at Purdue, Wasikowski led the Boilermakers to 29 wins, a 19-win improvement from the 10-44 campaign the team had the year before his arrival. Wasikowski was 87-82 (.515) in his

three years as the head coach at Purdue, and the three years before his arrival saw the Boilermakers post a combined winning percentage of .272 (43-115).

His consecutive winning seasons with Purdue in 2017 and 2018 marked only the second such occurrence for the school since 2003-04. In his first season at Purdue in 2017, the team was 8-3 in one-run games after posting a 2-13 record in those games the year before.

### **Arizona (2002-11)**

Wasikowski spent 10 seasons as an assistant at Arizona where the Wildcats advanced to the seven regional tournaments, three Super Regionals and one College World Series during his time on staff. He also recruited the bulk of the Arizona team that won the 2012 CWS following his first season with the Ducks.

In his 10 seasons in Tucson, the Wildcats won 60.8 percent (355-229-1) of their games, finishing with two 40-plus win seasons (42 in both 2007 and 2008) and six seasons with 35 or more wins with a pair of 39-win campaigns included.

Wasikowski coached five All-Americans at Arizona as well as 10 freshman All-Americans, while 21 of the Wildcats' position players claimed All-Pac-10 Conference honors during his tenure. Fifty-nine of his players from Arizona were drafted with 27 of them advancing to the Major Leagues.

### **Florida (1999-2001)**

Wasikowski spent three seasons in the SEC working at Florida where the Gators advanced to the NCAA Regionals during his last two seasons in Gainesville. UF won 59.4 percent (110-75-1) during Wasikowski's three seasons on staff.

Florida showed marked improvement with Wasikowski on staff from year one to two, winning 13 more games. The 2000 Gator club finished 44-23-1, including an 18-11-1 record in league play and a second-place finish in the SEC Eastern Division. Florida also advanced to the championship game of the SEC Tournament that season.

Three Florida players claimed All-SEC honors from 1999-2001 with outfielder Tim Olson claiming first-team recognition in 2000, while also earning second-team All-America accolades from the ABCA and third-team honors from Baseball America and Collegiate Baseball.

Twenty-nine Gators who played for Wasikowski were selected in the Major League Baseball draft with six of them advancing to the Big Leagues.

### **Southeast Missouri (1997-98)**

Wasikowski started his collegiate coaching career at Southeast Missouri where the Redhawks went 56-55 in two seasons. SEMO showed improvement from year one to year two with Wasikowski on staff winning eight more games and claiming a NCAA Regional berth with a 15-11 win over top-seed Eastern Illinois in the championship game of the Ohio Valley Conference Tournament.

Six Redhawks earned All-Ohio Valley Conference honors in Wasikowski's two seasons, highlighted by LaMonte Collier's first-team selection in 1997. Collier was also one of five Redhawks who played with Wasikowski on staff to be selected in the MLB Draft.

### **Playing Career and Personal**

Wasikowski was a two-time All-West Coast Conference honoree at Pepperdine after spending his first two collegiate seasons at Hawaii and Rancho Santiago Junior College. The Milwaukee Brewers selected him in the 1993 MLB Draft but Wasikowski opted to remain at Pepperdine to finish his bachelor's degree in business administration while serving as a student assistant under Lopez during the 1994 season. He also has a master's of business administration from Southeast Missouri.

Wasikowski was inducted into the Pepperdine Athletics Hall of Fame along with his teammates from the 1992 national championship team. He led the Waves in doubles as a junior and hits as a senior, guiding Pepperdine back to the NCAA Tournament in 1993.

Wasikowski is married to Lori Jo, and the couple has two daughters, Joelle and Kelsey.

## PAC-12 STANDINGS (as of 5/30)

	Pac-12				Overall		
	W	L	T	GB	W	L	T
Stanford	23	7	0	---	38	16	0
Oregon State	18	12	0	3.5	39	18	0
Washington	17	12	0	5.5	34	18	0
USC	17	13	0	6.0	34	23	1
Arizona State	16	13	0	6.5	32	23	0
Oregon	16	14	0	7.0	37	20	0
UCLA	12	16	1	10.0	28	24	1
Arizona	12	18	0	11.0	33	24	0
California	12	18	0	11.0	24	28	0
Washington State	10	19	0	12.5	29	23	0
Utah	9	20	1	13.5	22	32	1

## 2023 Non-Conference Opponent Records (as of 5/30)

Team	League	Overall	Conf.
Gonzaga	WCC	18-34	14-13
Niagara	MAAC	24-22-1	14-10
Northwestern State	Southland	29-27	12-12
Portland	WCC	31-23	17-10
San Diego	WCC	24-25-1	17-10
San Francisco	WCC	18-29	8-19
UC Santa Barbara	Big West	35-20	18-12
Xavier	Big East	37-23	14-7
<b>Totals</b>		<b>216-203-2</b>	<b>114-93</b>

## All-Time Winning Streaks (1963-2023)

Streak	Year	Dates
1. 12	1964	April 1 - April 12
12	1963	March 18 - April 11
<b>3. 11</b>	<b>2023</b>	<b>March 18 - April 7</b>
4. 10	2012	Feb. 18 - March 4
10	1969	March 28 - April 11
6. 9	2014	April 8 - April 19
9	2013	May 3 - May 17
9	1967	April 21 - May 12
9	1964	April 18 - May 4

\* 1965 team went 12 games without losing (11 wins, 1 tie)

## Consecutive Games with a Home Run

Streak	Year	Dates	Total HR
<b>1. 21</b>	<b>2023</b>	<b>April 12 - May 18</b>	<b>41</b>
2. 17	2022	Feb. 28 - March 29	31
3. 11	2022	April 1 - April 19	15
<b>4. 7</b>	<b>2023</b>	<b>March 18 - March 31</b>	<b>20</b>
7	2022	May 11 - May 20	10
6. 6	2021	Feb. 28 - March 12	10
6	2021	March 23 - April 2	6

## Consecutive Games With Multiple Home Runs

Rank	Year	Dates	Total HR	Games
1.	2022	March 13 - March 27	18	8
<b>2. 2023</b>	<b>April 12 - April 21</b>	<b>15</b>	<b>6</b>	
<b>3. 2023</b>	<b>March 19 - March 25</b>	<b>16</b>	<b>4</b>	
	<b>2023</b>	<b>March 4 - March 11</b>	<b>11</b>	<b>4</b>
	2022	Feb. 20 - Feb. 26	10	4

## Single Game Home Runs

HR	Opponent	Date	Players
<b>1. 6</b>	<b>Northwestern St.</b>	<b>3/24/23</b>	<b>Ceballos (2), Grant, Hellman, Smith, Walsh</b>
2. 5	C. Connecticut St.	6/4/21	Hall (2), Yovan (2), Zavala
<b>3. 4</b>	<b>Arizona State</b>	<b>4/29/23</b>	<b>Cowley, Cromwick, Shade, Smith</b>
<b>4</b>	<b>Arizona State</b>	<b>4/28/23</b>	<b>Cowley (2), Shade, Walsh</b>
<b>4</b>	<b>at Washington St.</b>	<b>3/19/23</b>	<b>Cromwick, Garate, Nishida, Smith</b>
4	on 7 other occasions		

## Player Home Run Totals

Year	5+ HR	Multiple HR	Total w/ HR	Team HR Total
<b>1. 2023</b>	<b>8</b>	<b>11</b>	<b>15</b>	<b>89</b>
2. 2022	7	11	13	75
3. 2021	5	8	10	56
4. 2010	3	7	10	32
5. 2019	3	8	8	30

## TEAM NOTES

### Home run record set again

- Oregon has set a new school record for home runs in each of the last three seasons.
- The Ducks have increased the home run record by 38 long balls during the first three full seasons of the **Mark Wasikowski** era.
- Oregon has already broken the school record of 75 home runs set during the 2022 season, which came a year after hitting 56 to break the old record of 48 that was set in 1974.
- The Ducks are averaging 1.6 home runs per game.
- Oregon hit 71 in the 56-game regular season last year, while hitting 72 in the first 57 games.

### Single Season Home Runs

Rank	Team	HR
<b>1.</b>	<b>2023</b>	<b>88</b>
<b>2.</b>	<b>2022</b>	<b>75</b>
<b>3.</b>	<b>2021</b>	<b>56</b>
4.	1974	48
4.	1973	46

-- Wasikowski era in bold/italic

### Ducks set program single-game home run record

- Oregon went deep six times in the series opener against Northwestern State to set a school record for home runs in a game.
- Sabin Ceballos** hit a pair of home runs, while **Gavin Grant**, **Dominic Hellman**, **Tanner Smith** and **Jacob Walsh** all went yard once.
- The six home runs in a game bested the previous record of five set vs. Central Connecticut State in the first round of the Eugene Regional Tournament on June 4, 2021.

### Ducks have series wins over every Pac-12 opponent in Wasikowski era

- Oregon's series win at Washington State in mid-March allowed Oregon head coach **Mark Wasikowski** to check the last box in regards to winning a series vs. the other teams in the Pac-12 Conference.
- The Ducks had at least one series win over the other nine Pac-12 teams during his first two seasons at the helm of the Ducks.
- Oregon has three series wins over Arizona State and Utah with two over Arizona, California, Oregon State, Stanford, USC and Washington during the **Wasikowski** era.
- The Ducks are 62-43 (.590) in games vs. Pac-12 teams under **Wasikowski** including nonconference games vs. Oregon State and Pac-12 Conference Tournament games vs. Arizona (2), Arizona State, California and Washington.

### Oregon vs. Pac-12 Teams (Wasikowski Era)

Opponent	Record	Series Wins
Arizona	8-3	2022, 2023
Arizona State	6-4	2021, 2022, 2023
California	7-3	2021, 2022, 2023
Oregon State	6-9	2021 (Twice)
Stanford	6-4	2022, 2023
UCLA	3-6	2021
USC	5-4	2021, 2022
Utah	8-1	2021, 2022, 2023
Washington	7-3	2021, 2022
Washington State	4-5	2023

### Another assault on record books?

- During head coach **Mark Wasikowski's** nearly three full seasons at Oregon, the Ducks have rewritten the program's record book on offense.
- Oregon's record-breaking offensive season came to an end in 2022 with the Ducks setting records in eight major statistical categories.
- In 2022, Oregon set school bests in batting average, hits, runs, home runs, RBI, doubles, total bases and at-bats.
- Of the eight new records, three broke school records set in 2021 when the team broke long-time records for runs (376 in 2010), home runs (48 in 1974) and RBI (332 in 2010).
- This season Oregon has already re-set two of the records with 89 HRs and 133 doubles.
- Oregon has also cracked the top 10 in total bases (2nd), RBI (2nd), runs (2nd), stolen bases (2nd), hits (3rd) and at-bats (8th).
- Oregon also has a .300 team batting average which would rank fourth all-time.
- While increasing the home run record by 41 during the **Wasikowski** era, the Ducks have increased the runs scored record by 76 and the RBI record by 84.

### Offensive Single-Season Records (Wasikowski Era)

Category	Record	Year	Former Record (Year)	2023	Needs
Average	.310	2022	.306 (1965)	.300	--
Hits	670	2022	624 (2010)	590	135
Runs	452	2022	379 (2021)	405	76
Home Runs	84	2023	75 (2022)	89	--
RBI	416	2022	334 (2021)	371	72
Doubles	126	2022	122 (2022)	133	--
Total Bases	1,041	2022	864 (2010)	1,010	106
At Bats	2,160	2022	2,119 (2012)	1,964	350





## Complete Games

No.	Date	Pitcher (#)	Opponent	IP (H, R-ER, BB, K)
1.	4/14	Jace Stoffal (1)	Stanford	9.0 (3, 0-0, 1, 8)
2.	4/15	Logan Mercado (1)	Stanford	9.0 (5, 1-1, 1, 7)

## Quality Starts

No.	Date	Pitcher (#)	Opponent	IP (H, R-ER, BB, K)
1.	2/19	Jackson Pace (1)	Xavier	6.0 (4, 1-1, 2, 4)
2.	3/4	Jackson Pace (2)	San Diego	6.0 (3, 0-0, 2, 2)
3.	3/24	Jace Stoffal (1)	Northwestern State	6.0 (5, 1-1, 3, 3)
4.	3/25	Logan Mercado (1)	Northwestern State	6.0 (6, 2-2, 3, 5)
5.	3/25	Leo Uelmen (1)	Northwestern State	6.0 (4, 2-2, 4, 2)
6.	3/31	Jace Stoffal (2)	at Arizona	7.0 (5, 3-2, 2, 5)
7.	4/7	Jace Stoffal (3)	Oregon State	7.0 (1, 0-0, 3, 9)
8.	4/14	Jace Stoffal (4)	Stanford	9.0 (3, 0-0, 1, 8)
9.	4/15	Logan Mercado (2)	Stanford	9.0 (5, 1-1, 1, 7)
10.	4/28	Jace Stoffal (5)	Arizona State	6.2 (4, 2-1, 2, 7)
11.	5/19	Turner Spoljaric (1)	at Utah	7.0 (5, 1-1, 5, 3)
12.	5/20	Matthew Grabmann (1)	at Utah	6.0 (5, 2-2, 3, 3)
13.	5/27	Turner Spoljaric (2)	vs. Arizona	6.0 (7, 3-2, 0, 3)

## Saves

No.	Date	Pitcher (#)	Opponent (DH)	IP (H, R-ER, BB, K)
1.	2/18	Matt Dallas (1)	Xavier (2)	2.0 (3, 1-1, 0, 2)
2.	2/19	Josh Mollerus (1)	Xavier	1.0 (0, 0-0, 1, 2)
3.	3/2	Josh Mollerus (2)	San Diego	1.1 (2, 0-0, 1, 1)
4.	4/1	Josh Mollerus (3)	at Arizona	1.0 (0, 0-0, 1, 1)
5.	4/2	Josh Mollerus (4)	at Arizona	1.2 (1, 0-0, 1, 2)
6.	4/7	Josh Mollerus (5)	Oregon State	1.1 (0, 0-0, 0, 3)
7.	4/11	Josh Mollerus (6)	San Francisco	2.0 (1, 0-0, 0, 2)
8.	4/21	Josh Mollerus (7)	at California	1.2 (1, 0-0, 1, 4)
9.	4/29	Matt Dallas (2)	Arizona State	3.0 (5, 6-6, 0, 1)
10.	5/6	Josh Mollerus (8)	at USC	1.0 (0, 0-0, 0, 2)
11.	5/23	Josh Mollerus (9)	vs. California	1.0 (1, 0-0, 0, 0)
12.	5/27	Matt Dallas (3)	vs. Arizona	2.0 (2, 1-1, 1, 0)

## Come From Behind Wins

Date	Opponent (DH)	Trailed	Inning	Final	
1.	2/17	Xavier	2-1	8th	3-2
2.	2/18	Xavier (2)	1-0	3rd	5-3
3.	2/19	Xavier	1-0	7th	3-1
4.	3/2	San Diego	1-0	4th	3-2
5.	3/3	San Diego	2-0	3rd	4-3
6.	3/18	at Washington State	5-2	4th	14-8
7.	3/19	at Washington State	7-1	4th	13-7
8.	3/24	Northwestern State	1-0	3rd	16-1
9.	3/25	Northwestern State	1-0	1st	12-7
10.	4/1	at Arizona	10-0	2nd	13-11
11.	4/12	San Francisco	1-0	1st	16-6
12.	4/21	at California	1-0	3rd	5-4
13.	4/25	Gonzaga	3-1	6th	11-4
14.	4/26	Gonzaga	3-2	5th	10-5
15.	4/29	Arizona State	1-0	1st	16-10
16.	5/6	USC	5-3	7th	7-5
17.	5/23	vs. California	2-1	8th	3-2
18.	5/25	vs. Stanford	6-3	8th	(10) 8-6
19.	5/27	vs. Arizona	1-0	3rd	5-4

## Walk Offs

Date	Opponent	Player	Score (Inn.)	Play	Final	
1.	2/17	Xavier	Diodati	2-2 (9th)	SF	3-2
2.	3/3	San Diego	T. Smith	3-3 (9th)	2B	4-3

## PITCHING/DEFENSIVE NOTES

### Stoffal weekly honors hat trick

- Oregon's Friday night starter, **Jace Stoffal** has elevated his game on the mound to the point that he claimed back-to-back Pac-12 Pitcher of the Week honors as well as a pair of national pitcher of the week honors after tossing a shutout against No. 7 Stanford.
- He made it three Pac-12 Pitcher of the Week honors after beating No. 12 Arizona State.
- Over a two-week period, **Stoffal** combined to toss 16 scoreless innings while allowing just four hits with 17 strikeouts and four walks vs. Oregon State and Stanford (both ranked in the top-25 this week).
- Then against ASU, **Stoffal** held the Sun Devils to just one earned run in 6.2 innings (ASU is also ranked this week).
- The Ducks' right-hander has four consecutive quality starts in his last five starts dating back to a win over Arizona on March 31 where he allowed just two earned runs in seven innings.
- Until missing the USC and Washington series, **Stoffal** had been Oregon's game one starter every week since missing the season-opening series and he has wins in five of his last six games with a no-decision in a win at Cal.
- Against Oregon State, **Stoffal** took a no-hitter into the seventh inning before allowing his only hit of the game while also tying a career high with nine strikeouts.
- The back-to-back conference honors were the first for a Duck since **Alex Keudell** did it in 2012.

### Friday Night Guys

Pitcher	Opening Day Starts	Accomplishments
Tyler Anderson	2009, 2010, 2011	1st Round Draft Pick; All-Star; MLB: Rockies, Giants, Pirates, Mariners, Dodgers, Angels
Alex Keudell	2012	Pac-12 Pitcher of the Year; MLB Draft Pick
Jake Reed	2013	MLB Draft Pick; MLB: Dodgers, Mets, Orioles
Tommy Thorpe	2014	MLB Draft Pick; 2x first-team All-Pac-12
Cole Irvin	2015, 2016	MLB Draft Pick; MLB: Phillies, A's, Orioles
David Peterson	2017	1st Round Draft Pick; MLB: Mets
Matt Mercer	2018	MLB Draft Pick
Kenyon Yovan	2019	MLB Draft Pick, All-American; 3x first-team All-Pac-12 (2x as pitcher)
Cullen Kafka	2020	MLB Draft Pick
Nico Tellache	2021	Only career start (COVID related); 84 appearances (3rd all-time)
Adam Maier	2022	MLB Draft Pick

### Back-to-back complete games a rarity at Oregon

- Oregon's 1-2 punch of **Jace Stoffal** and **Logan Mercado** at the top of the rotation accomplished something vs. Stanford that has been done only once before in the modern era of Ducks baseball.
- The duo combined to toss back-to-back complete games against No. 7 Stanford while combining to allow just one run in 18 innings on eight hits with 15 Ks and just two walks.
- On Friday, **Stoffal** started the weekend holding the Pac-12's top scoring team without a run on just three hits with eight strikeouts and one walk.
- On Saturday, **Mercado** was nearly as good holding the Cardinal to a single run on five hits while matching a career-high with seven Ks with just one walk.
- In the modern history of Oregon baseball (2009-present), Oregon pitchers have tossed just 28 complete games with only four coming after the 2018 season.
- Back-to-back complete games has only happened once during that time with **Jeff Gold** (8.0 IP, 4 H, 0 R, 0 BB, 5 K vs. West Virginia) and **Brando Tesser** (9.0 IP, 4 H, 0 R, 2 BB, 6 K vs. Connecticut) accomplishing the feat on March 10-11, 2012.
- Only a handful of Ducks have tossed more than one complete game in the modern era with **Cole Irvin** (2013, 2016) leading the way with five, **Alex Keudell** (2011, 2012) tossing four, **Madison Boer** (2009, 2011) three, and **Tyler Anderson** (2010, 2011) and **Isaac Ayon** (2022) contributing two.
- Four of **Irvin's** CGs came during his freshman campaign in 2013, while **Keudell** tossed three of his four during the 2012 season when he was named the Pac-12 Conference Pitcher of the Year and **Boer** threw two of his in 2009.
- In all, 17 different Oregon pitchers have tossed complete games since 2009.
- The most complete games by a Ducks' team came in 2012 (7), followed by 2013 (4), 2009 (3) and 2011 (3), 2010 (2), 2017 (2), 2022 (2) and this year (2).
- The Ducks tossed one in 2014, 2016 and 2018.

### Mollerus steps into closer role

- Oregon boasts a proud tradition of fantastic closers who have locked up wins for the Ducks with clutch performances late in games.
- San Francisco transfer **RHP Josh Mollerus** has stepped in as Oregon's stopper after two-time All-Pac-12 first-team selection **Kolby Somers** graduated.
- He found immediate success in the role, earning his first win as a Duck in the season opener and his first save at Oregon in the series finale against Xavier.
- Heading into the NCAA Regionals, **Mollerus** has a 2.81 ERA in 23 appearances with nine saves and didn't allow a run in his first 19 innings pitched.
- In four seasons at USF, **Mollerus** worked in a variety of rolls before settling into a bullpen role in 2022 when he finished with a 4-2 record and a career-low 3.96 ERA with five saves and a career-high 52 strikeouts.
- He also had a 1.07 WHIP and held opponents to a .221 batting average last season.

### Last 7 Oregon Closers

Pitcher	Year	Accomplishments
Kolby Somers	2021, 2022	2X first-team All-Pac-12; All-American (2021)
Ryne Nelson	2018, 2019	MLB Draft Pick; MLB: Diamondbacks
Kenyon Yovan	2017, 2018	Two-time first-team All-Pac-12; All-American (2017)
Stephen Nogosek	2016	All-Pac-12; All-American; MLB: Mets
Garrett Cleavinger	2015	All-Pac-12; MLB: Phillies, Dodgers, Rays
Jake Reed	2014	All-Pac-12; MLB: Dodgers, Mets, Orioles
Jimmie Sherfy	2012, 2013	2X All-American; 2X All-Pac-12; MLB: Diamondbacks, Giants, Dodgers

## MISCELLANEOUS

### Scoring with 2 outs

Schedule	Runs	w/ 2 outs
Xavier	3	1
Xavier	9	6
Xavier	5	4
Xavier	3	0
UC Santa Barbara	2	1
UC Santa Barbara	0	0
UC Santa Barbara	1	0
San Diego	3	0
San Diego	4	0
San Diego	13	3
San Diego	5	2
UCLA	6	3
UCLA	7	4
UCLA	0	0
Niagara	5	0
Washington State	1	0
Washington State	14	0
Washington State	13	2
Northwestern State	16	14
Northwestern State	12	3
Northwestern State	13	4
Northwestern State	5	1
Arizona	15	5
Arizona	13	2
Arizona	8	1
Portland	9	5
Oregon State	2	2
Oregon State	2	1
Oregon State	2	2
San Francisco	5	2
San Francisco	16	4
Stanford	4	2
Stanford	8	3
Stanford	4	0
Portland	9	4
California	5	3
California	6	2
California	9	1
Gonzaga	11	1
Gonzaga	10	3
Arizona State	11	9
Arizona State	16	5
Arizona State	6	5
Oregon State	6	2
USC	2	1
USC	7	4
USC	4	0
Washington	5	5
Washington	8	5
Washington	5	0
Utah	5	0
Utah	9	4
Utah	15	7
California	3	0
Stanford	8	5
Washington	12	6
Arizona	5	3
<b>Totals</b>	<b>405</b>	<b>152</b>

### Starts

Name	2023	Career
Janner Smith	57	242
Gavin Grant	57	179
Owen Diodati*	15	126
Colby Shade	53	111
Jacob Walsh	54	109
Towns King+	2	99
Drew Cowley	55	93
Josiah Cromwick	30	67
Rikuu Nishida	57	57
Sabin Ceballos	52	52
Bennett Thompson	25	34
Bryce Boettcher	1	23
Drew Smith	18	18
Dominic Hellman	8	8
Carter Garate	6	6
Anson Aroz	6	6
Jackson Jaha	3	3
Mason Lytle	0	1
Tyler Ganus	0	1

\* 110 starts at Alabama (77 at DH; 22 in LF; 11 in RF)  
+ 97 starts at Samford (24 in RF; 23 in LF; 17 at 2B; 14 in LF, 10 at DH; 9 at 1B)

### Consecutive Starts

Name	2023	Career
Janner Smith	57	220
Gavin Grant	57	93
Rikuu Nishida	57	57
Drew Cowley	42	42
Jacob Walsh	36	36
Colby Shade	17	17
Drew Smith	16	16
Sabin Ceballos	13	13
Bennett Thompson	6	6

### Starting Lineup by Position

Pitcher	2023	Career
Isaac Ayon	0	18
Jace Stoffal	10	18
Logan Mercado	10	11
Matthew Grabmann	10	10
Jackson Pace	10	10
Leo Uelmen	10	10
Turner Spoljaric	6	6
Andrew Mosiello	0	4
Jacob Hughes	0	3
Matt Dallas	0	1
Grayson Grinsell	1	1

Catcher	2023	Career
Josiah Cromwick	30	66
Bennett Thompson	25	34
Anson Aroz	1	1

First Base	2023	Career
Jacob Walsh	50	102
Towns King	0	9
Dominic Hellman	6	6
Sabin Ceballos	1	1

Second Base	2023	Career
Gavin Grant	42	149
Towns King	0	17
Rikuu Nishida	14	14
Drew Cowley	1	4
Bryce Boettcher	0	2

Third Base	2023	Career
Sabin Ceballos	42	42
Drew Cowley	8	36
Drew Smith	8	8

Shortstop	2023	Career
Drew Cowley	36	36
Gavin Grant	15	30
Carter Garate	6	6

Left Field	2023	Career
Janner Smith	56	207
Towns King	0	23
Owen Diodati	0	22
Bryce Boettcher	1	1

Center Field	2023	Career
Colby Shade	53	111
Bryce Boettcher	4	14
Towns King	0	14

Right Field	2023	Career
Rikuu Nishida	38	38
Janner Smith	0	28
Towns King	0	24
Owen Diodati	12	23
Bryce Boettcher	6	7
Mason Lytle	1	1
Josiah Cromwick	0	1
Tyler Ganus	0	1

Designated Hitter	2023	Career
Owen Diodati	3	80
Drew Cowley	12	18
Towns King	2	12
Sabin Ceballos	10	10
Drew Smith	9	9
Jacob Walsh	5	8
Anson Aroz	5	5
Rikuu Nishida	5	5
Janner Smith	1	5
Jackson Jaha	3	3
Dominic Hellman	2	2

\*Division I starts only

### Active Career Leaders

Hits	Rk	Player	Years	No.
1.	Tanner Smith	2019-pr.	297	
2.	Gavin Grant	2020-pr.	150	
3.	Colby Shade	2021-pr.	141	
4.	Drew Cowley	2022-pr.	139	
5.	Jacob Walsh	2022-pr.	118	

Home Runs	Rk	Player	Years	No.
1.	Tanner Smith	2019-pr.	29	
2.	Owen Diodati+	2020-pr.	25	
3.	Jacob Walsh	2022-pr.	20	
4.	Drew Cowley	2022-pr.	18	
5.	Towns King*	2019-pr.	17	
	Gavin Grant	2020-pr.	16	
	Sabin Ceballos	2023-pr.	15	

RBI	Rk	Player	Years	No.
1.	Tanner Smith	2019-pr.	151	
2.	Owen Diodati+	2020-pr.	93	
3.	Drew Cowley	2022-pr.	90	
4.	Towns King*	2019-pr.	85	
5.	Gavin Grant	2020-pr.	77	
	Colby Shade	2021-pr.	77	
	Jacob Walsh	2022-pr.	70	

Runs	Rk	Player	Years	No.
1.	Tanner Smith	2019-pr.	200	
2.	Gavin Grant	2020-pr.	107	
3.	Colby Shade	2021-pr.	101	
4.	Drew Cowley	2022-pr.	95	
5.	Towns King*	2019-pr.	73	
	Owen Diodati+	2020-pr.	72	
	Jacob Walsh	2022-pr.	68	

Doubles	Rk	Player	Years	No.
1.	Tanner Smith	2019-pr.	68	
2.	Drew Cowley	2022-pr.	35	
3.	Gavin Grant	2020-pr.	28	
	Colby Shade	2021-pr.	28	
5.	Jacob Walsh	2022-pr.	27	

Triples	Rk	Player	Years	No.
1.	Tanner Smith	2019-pr.	8	
2.	Gavin Grant	2020-pr.	4	
	Towns King*	2019-pr.	4	
	Colby Shade	2021-pr.	4	
5.	Drew Cowley	2022-pr.	3	

+ Diodati played 3 seasons at Alabama  
\* King played 4 seasons at Samford

Starts (Pitching)	Rk	Player	Years	No.
1.	Jace Stoffal	2022-pr.	18	
	Isaac Ayon	2021-pr.	18	
3.	Logan Mercado	2021-pr.	11	
4.	Matthew Grabmann	2023-pr.	10	
	Jackson Pace	2023-pr.	10	
	Leo Uelmen	2023-pr.	10	

Wins	Rk	Player	Years	No.
1.	Logan Mercado	2021-pr.	12	
2.	Matt Dallas	2022-pr.	10	
3.	Jace Stoffal	2022-pr.	7	
4.	Isaac Ayon	2021-pr.	6	
	Josh Mollerus%	2019-pr.	6	
	Turner Spoljaric	2023-pr.	6	

Strikeouts	Rk	Player	Years	No.
1.	Josh Mollerus%	2019-pr.	173	
2.	Isaac Ayon	2021-pr.	124	
3.	Logan Mercado	2021-pr.	115	
4.	Andrew Mosiello	2020-pr.	81	
5.	Jace Stoffal	2022-pr.	73	
	Matt Dallas	2022-pr.	70	

Innings Pitched	Rk	Player	Years	No.
1.	Josh Mollerus%	2019-pr.	167.0	
2.	Isaac Ayon	2021-pr.	125.1	
3.	Logan Mercado	2021-pr.	117.0	
4.	Jace Stoffal	2022-pr.	86.1	
5.	Matt Dallas	2022-pr.	85.1	

## MISCELLANEOUS

### Miscellaneous

#### Multiple-Hit Games

Name	2023	Career
Tanner Smith	20	85
Drew Cowley	24	44
Gavin Grant	17	43
Colby Shade	18	39
Jacob Walsh	10	32
Towns King	-	31
Owen Diodati	-	25
Rikuu Nishida	20	20
Sabin Ceballos	18	18
Josiah Cromwick	4	13
Bennett Thompson	8	12
Drew Smith	10	10
Bryce Boettcher	2	5
Anson Aroz	2	2
Carter Garate	2	2
Tyler Ganus	-	2
Dominic Hellman	2	2

\*Division I Only

#### Multiple-RBI Games

Name	2023	Career
Tanner Smith	10	33
Owen Diodati	2	27
Towns King	-	24
Drew Cowley	16	23
Colby Shade	7	20
Jacob Walsh	8	19
Gavin Grant	7	16
Sabin Ceballos	16	16
Josiah Cromwick	6	11
Rikuu Nishida	10	10
Bennett Thompson	5	7
Bryce Boettcher	2	4
Drew Smith	4	4
Dominic Hellman	2	2
Carter Garate	2	2
Anson Aroz	1	1
Tyler Ganus	-	1

\*Division I Only

### True Freshmen to Start on Opening Day

Name	Pos.	Year	Opponent	Game Notes
Jacob Walsh	1B	2022	at San Diego	2-for-4
Bryce Boettcher	CF	2021*	Seattle	0-2
Anthony Hall	CF	2020	vs. Minnesota	2-5, 2 RBI, 2 R
Josh Kasevich	3B	2020	vs. Minnesota	0-1
Max Foxcroft	2B	2019	at Texas Tech	1-5, 2B, RBI, R
Sam Novitske	3B	2019	at Texas Tech	1-4, RBI
Tanner Smith	RF	2019	at Texas Tech	3-4, 2 RBI, 2 R
Aaron Zavala	DH	2019	at Texas Tech	3-5, 2 2B, 2 R
Jonny DeLuca	CF	2018	vs. LMU	2-4, HR, RBI, R
Evan Williams	LF	2018	vs. LMU	0-3
Morgan McCullough	2B	2017	at Fresno State	0-3
Spencer Steer	3B	2017	at Fresno State	1-4, 2B
Travis Moniot	SS	2016	at San Diego State	1-3, 2B, RBI, R
Jakob Goldfarb	RF	2015	at Hawaii	1-4, HR, 2 RBI, R
Jack Kruger	C	2014	at Hawaii	0-4, R
Josh Graham	C	2013	at Hawaii	0-2, HBP
Shaun Chase	LF	2012	at Hawaii	1-4, R
Thomas Walker	3B	2012	at Hawaii	2-4
Ryon Healy	DH	2011	at Hawaii	0-4
Connor Hofmann	LF	2011	at Hawaii	2-4, RBI, R
Aaron Jones	RF	2011	at Hawaii	2-4
Tyler Kuresa	1B	2011	at Hawaii	0-4
J.J. Altobelli	3B	2010	at CS Fullerton	2-4, RBI, R
Ryan Hambricht	1B	2010	at CS Fullerton	1-4, 2 R, BB
Jack Marder	RF	2010	at CS Fullerton	0-3, R, BB
Dylan Gavin	3B	2009	at Saint Mary's	0-4
Danny Pulfer	2B	2009	at Saint Mary's	1-4, R
K.C. Serna	SS	2009	at Saint Mary's	2-5, 2B, 2 RBI, R

\* First Year Freshmen Only (COVID-19)

### 2023 Record vs. Teams

Arizona.....	4-0
Arizona State.....	2-1
California.....	3-1
Gonzaga.....	2-0
Niagara.....	0-1
Northwestern State.....	4-0
Oregon State.....	1-3
Portland.....	1-1
San Diego.....	3-0
San Francisco.....	2-0
Stanford.....	3-1
UC Santa Barbara.....	0-3
UCLA.....	1-2
USC.....	1-2
Utah.....	2-1
Washington.....	1-3
Washington State.....	2-1
Xavier.....	4-0

### 2023 Record vs. Conferences

Big West.....	0-3
Big East.....	4-0
Pac-12.....	20-15
Metro Atlantic.....	0-1
Southland.....	4-0
West Coast.....	8-1

### Pro Ducks

#### Major League Baseball

Player	Team
Tyler Anderson	Los Angeles Angels
Garrett Cleavinger	Tampa Bay Rays
Scott McGough	Arizona Diamondbacks
Ryne Nelson	Arizona Diamondbacks
Stephen Nogosek	New York Mets
Spencer Steer	Cincinnati Reds

#### Triple-A

Player	Organization	Team
Kyle Garlick	Minnesota Twins	St. Paul
Cole Irvin	Baltimore Orioles	Norfolk
Matt Krook	New York Yankees	Scranton/Wilkes-Barre
David Peterson	New York Mets	Syracuse
Jake Reed	Los Angeles Dodgers	Oklahoma City

#### Double-A

Player	Organization	Team
Jonny DeLuca	Los Angeles Dodgers	Tulsa
Tim Susnara	Chicago Cubs	Tennessee
Mitchell Tolman	Atlanta Braves	Mississippi
Kenyon Yovan	Los Angeles Angels	Rocket City
Aaron Zavala	Texas Rangers	Frisco

#### High-A

Player	Organization	Team
Robert Ahlstrom	Texas Rangers	Hickory
Hunter Breault	Oakland A's	Lansing
Cullen Kafka	Colorado Rockies	Spokane
Josh Kasevich	Toronto Blue Jays	Vancouver
Gabe Matthews	Los Angeles Angels	Tri-City

#### Single-A

Player	Organization	Team
Christian Ciuffetelli	Washington Nationals	Fredricksburg
Anthony Hall	New York Yankees	Tampa
Brennan Milone	Oakland A's	Stockton

#### Rookie

Player	Organizaton	Team
Adam Maier	Atlanta Braves	FCL Braves

### Drafted Ducks

Player	Year	Team	Rd.	Pick
Ceballos	2022	Los Angeles Angels	14	418
Jaha	2022	New York Mets	15	449
Diodati	2019	Toronto Blue Jays	29	867

## MISCELLANEOUS

### 2023 Honors

Player	Date
<b>Sabin Ceballos</b>	
Pac-12 Conference All-Tournament Team	5/27/23
First-Team All-Pac-12 Conference	5/23/23
Collegiate Baseball National Player of the Week	4/17/23
<b>Drew Cowley</b>	
First-Team All-Pac-12 Conference	5/23/23
Brooks Wallace Award Semifinalist	5/16/23
Collegiate Baseball National Player of the Week	5/1/23
Pac-12 Conference Player of the Week	5/1/23
Brooks Wallace Shortstop of the Week	4/4/23
Bobby Bragan Award Watch List	Preseason
All-Pac-12 Conference (Coaches)	Preseason
<b>Josiah Cromwick</b>	
Collegiate Baseball National Player of the Week	2/20/23
All-Pac-12 Conference (Coaches)	Preseason
<b>Matt Dallas</b>	
Pac-12 Pitcher of the Week	3/20/23
<b>Grayson Grinsell</b>	
Pac-12 Conference All-Tournament Team	5/27/23
<b>Logan Mercado</b>	
All-Pac-12 Conference (Coaches)	Preseason
<b>Josh Mollerus</b>	
Honorable Mention All-Pac-12 Conference	5/23/23
NCBWA Stopper of the Year Watch List	Midseason
NCBWA Stopper of the Year Watch List	Preseason
<b>Rikuu Nishida</b>	
Honorable Mention All-Pac-12 Conference	5/23/23
<b>Colby Shade</b>	
Pac-12 Conference All-Tournament Team	5/27/23
Pac-12 Conference All-Defensive Team	5/23/23
Honorable Mention All-Pac-12 Conference	5/23/23
<b>Tanner Smith</b>	
Honorable Mention All-Pac-12 Conference	5/23/23
Collegiate Baseball National Player of the Week	3/27/23
Bobby Bragan Award Watch List	Preseason
All-Pac-12 Conference (Coaches)	Preseason
Perfect Game All-Pac-12	Preseason
<b>Turner Spoljaric</b>	
Pac-12 Pitcher of the Week	5/22/23
<b>Jace Stoffal</b>	
First-Team All-Pac-12 Conference	5/23/23
Pac-12 Pitcher of the Week	5/1/23
NCBWA National Pitcher of the Week	4/18/23
D1Baseball National Pitcher of the Week	4/17/23
Pac-12 Pitcher of the Week	4/17/23
Pac-12 Pitcher of the Week	4/10/23
<b>Bennett Thompson</b>	
Pac-12 Conference All-Tournament Team	5/27/23
<b>Jacob Walsh</b>	
Pac-12 Player of the Week	4/3/23
Bobby Bragan Award Watch List	Preseason

### All-Time Pac-12/10 Conference Players of the Week

Player	Date
<b>Drew Cowley</b>	<b>5/1/23</b>
<b>Jacob Walsh</b>	<b>4/3/23</b>
Gabe Matthews	4/13/21
Kenyon Yovan	3/9/21
Spencer Steer	4/15/2019
Scott Heineman	5/25/2015
Shaun Chase	5/5/2014
Mitchell Tolman	4/14/2014
Mitchell Tolman	5/6/2013
Ryon Healy	4/29/2013
Scott Heineman	4/15/2013
Ryon Healy	2/19/2013
Aaron Payne	5/7/2012
Aaron Payne	4/29/2012
Brett Thomas	4/9/2012
Danny Pulfer	5/16/2011
Aaron Jones	3/21/2011
Eddie Rodriguez	5/17/2010
Eddie Rodriguez	3/8/2010

### All-Time Pac-12/10 Conference Pitchers of the Week

Player	Date
<b>Turner Spoljaric</b>	<b>5/22/23</b>
<b>Jace Stoffal</b>	<b>5/1/23</b>
<b>Jace Stoffal</b>	<b>4/17/23</b>
<b>Jace Stoffal</b>	<b>4/10/23</b>
<b>Matt Dallas</b>	<b>3/20/23</b>
Robert Ahlstrom	5/10/21
Robert Ahlstrom	4/13/21
Cullen Kafka	3/23/21
Robert Ahlstrom	3/15/21
Kenyon Yovan	4/30/2018
Kenyon Yovan	4/2/2018
Parker Kelly	3/12/2018
David Peterson	5/1/2017
David Peterson	4/3/2017
David Peterson	3/14/2017
Conor Harber	2/23/2015
Tommy Thorpe	3/24/2014
Cole Irvin	5/13/2013
Cole Irvin	4/1/2013
Alex Keudell	4/16/2012
Alex Keudell	4/9/2012
Jimmie Sherfy	2/21/2012
Madison Boer	2/22/2011

### College Graduates

Name	Year	Major
Boettcher	2023	Social Science
Cowley	2022	GSS - Economics, Business & Society
Grant	2022	GSS Business
King^	2021	Sports Administration
Mollerus+	2022	Business Management
Mosiello	2023	GSS - Business
Smith	2022	Political Science
+ Degree from San Francisco		
^ Degree from Samford		

### All-Time National Players of the Week

Player	Organization	Date
<b>Drew Cowley</b>	<b>Collegiate Baseball</b>	<b>5/1/23</b>
<b>Sabin Ceballos</b>	<b>Collegiate Baseball</b>	<b>4/17/23</b>
<b>Tanner Smith</b>	<b>Collegiate Baseball</b>	<b>3/27/23</b>
<b>Josiah Cromwick</b>	<b>Collegiate Baseball</b>	<b>2/20/23</b>
Kenyon Yovan	Collegiate Baseball/D1Baseball	3/8/21
Perfect Game/NCBWA		
Spencer Steer	NCBWA	4/15/2019
Spencer Steer	Collegiate Baseball	4/15/2019
Shaun Chase	Collegiate Baseball	5/5/2014
Mitchell Tolman	NCBWA	4/15/2014
Mitchell Tolman	NCBWA	5/7/2013

### All-Time National Pitchers of the Week

Player	Organization	Date
<b>Jace Stoffal</b>	<b>NCBWA</b>	<b>4/18/23</b>
<b>Jace Stoffal</b>	<b>D1Baseball</b>	<b>4/17/23</b>
Brett Walker	Collegiate Baseball	4/5/21
Kenyon Yovan	Collegiate Baseball	4/15/2018
Parker Kelly	Collegiate Baseball	3/12/2018
David Peterson	NCBWA	5/2/2017
David Peterson	Collegiate Baseball	5/1/2017
David Peterson	Collegiate Baseball	3/13/2017
David Peterson	Collegiate Baseball	4/30/2017
Cole Irvin	Collegiate Baseball	5/2/2016
David Peterson	Collegiate Baseball	3/6/2016
Cole Irvin	Collegiate Baseball	4/2/2013
Jordan Spencer	College Baseball Insider	4/23/2012
Alex Keudell	College Baseball 360	4/17/2012
Justin LaTempa	NCBWA	5/3/2010

## CAREER RECORDS

### At Bats

Rk	Player	Years	No.
1.	<b>Tanner Smith</b>	<b>2019-pr.</b>	<b>967</b>
2.	Gabe Matthews	2017-21	838
3.	J.J. Altobelli	2010-13	802
4.	Aaron Payne	2011-14	685
5.	Danny Pulfer	2009-11	639
6.	Mitchell Tolman	2013-15	615
7.	Ryon Healy	2011-13	603
8.	Kyle Kasser	2015-18	596
9.	Spencer Steer	2017-19	595
10.	KC Serna	2009-11	590

### Games Started (Since 2009)

Rk	Player	Years	No.
1.	<b>Tanner Smith</b>	<b>2019-pr.</b>	<b>242</b>
2.	J.J. Altobelli	2010-13	229
3.	Gabe Matthews	2017-21	228
4.	Aaron Payne	2011-14	192
5.	<b>Gavin Grant</b>	<b>2020-pr.</b>	<b>179</b>
6.	Danny Pulfer	2009-11	177
7.	Mitchell Tolman	2013-15	173
8.	Spencer Steer	2017-19	163
9.	KC Serna	2009-11	159
10.	Kyle Garlick	2011-14	156
	Ryon Healy	2011-13	156

### Consecutive Starts Streaks (Since 2009)

Rk	Player	Years	Streak
1.	<b>Tanner Smith</b>	<b>2019-pr.</b>	<b>220</b>
2.	Gabe Matthews	2017-19	137
3.	Mitchell Tolman	2013-15	128
4.	Ryon Healy	2011-13	127
5.	Josh Kasevich	2020-22	116

### Runs

Rk	Player	Years	No.
1.	<b>Tanner Smith</b>	<b>2019-pr.</b>	<b>200</b>
2.	Gabe Matthews	2017-21	135
	Aaron Payne	2011-14	135
4.	J.J. Altobelli	2010-13	127
5.	Don Reynolds	1972-75	111
	Ron Delplanche	1965-67	111
7.	Sam Novitske	2019-22	109
8.	Guy Krause	1971-74	106
9.	Mitchell Tolman	2013-15	104
10.	Kyle Kasser	2015-18	99
	Ryon Healy	2011-13	99

### Hits

Rk	Player	Years	No.
1.	<b>Tanner Smith</b>	<b>2019-pr.</b>	<b>297</b>
2.	Gabe Matthews	2017-21	246
3.	J.J. Altobelli	2010-13	211
4.	Mitchell Tolman	2013-15	196
5.	Ryon Healy	2011-13	194
6.	Danny Pulfer	2009-11	193
7.	Kyle Kasser	2015-18	178
8.	Spencer Steer	2017-19	177
9.	Aaron Payne	2011-14	176
10.	KC Serna	2009-11	163

### Doubles

Rk	Player	Years	No.
1.	<b>Tanner Smith</b>	<b>2019-pr.</b>	<b>68</b>
2.	Gabe Matthews	2017-21	58
3.	Mitchell Tolman	2013-15	47
4.	Ryon Healy	2011-13	43
5.	J.J. Altobelli	2010-13	38
6.	Spencer Steer	2017-19	36
7.	<b>Drew Cowley</b>	<b>2022-pr.</b>	<b>35</b>
8.	Brett Thomas	2011-13	34
9.	Jakob Goldfarb	2015-19	32
10.	Scott Heineman	2012-15	31
	Danny Pulfer	2009-11	31

### Triples

Rk	Player	Years	No.
1.	Kyle Garlick	2011-14	12
2.	Aaron Payne	2011-14	11
	Tyler Baumgartner	2013-14	11
	George Shaw	1952-55	11
5.	Ron Delplanche	1965-67	10
6.	Don Reynolds	1972-75	9
	Bob Anderson	1972-75	9
8.	<b>Tanner Smith</b>	<b>2019-pr.</b>	<b>8</b>
	Anthony Hall	2020-22	8
	Mitchell Tolman	2013-15	8
	Earl Averill, Jr.	1951-53	8

### Home Runs

Rk	Player	Years	No.
1.	Tom Dodd	1977-79	30
2.	<b>Tanner Smith</b>	<b>2019-pr.</b>	<b>29</b>
3.	Guy Krause	1971-74	27
4.	Shaun Chase	2012-15	25
5.	Kenyon Yovan	2017-21	24
6.	Gabe Matthews	2017-21	22
7.	Anthony Hall	2020-22	21
	Pat McNally	1972-75	21
	Ron Delplanche	1965-67	21
10.	<b>Jacob Walsh</b>	<b>2022-pr.</b>	<b>20</b>
	<b>Drew Cowley</b>	<b>2022-pr.</b>	<b>18</b>

### RBI

Rk	Player	Years	No.
1.	<b>Tanner Smith</b>	<b>2019-pr.</b>	<b>150</b>
2.	Gabe Matthews	2017-21	137
3.	Spencer Steer	2017-19	129
4.	Mitchell Tolman	2013-15	128
5.	Ryon Healy	2011-13	118
6.	Kyle Garlick	2011-14	108
7.	Josh Kasevich	2020-22	96
8.	J.J. Altobelli	2010-13	91
9.	<b>Drew Cowley</b>	<b>2022-pr.</b>	<b>90</b>
	Tom Dodd	1977-79	90

### Stolen Bases

Rk	Player	Years	No.
1.	Aaron Payne	2011-14	49
2.	Don Reynolds	1972-75	40
3.	Scott Heineman	2012-15	38
4.	KC Serna	2009-11	35
5.	Don Banderas	1963-65	33
6.	<b>Colby Shade</b>	<b>2021-pr.</b>	<b>31</b>
	<b>Tanner Smith</b>	<b>2019-pr.</b>	<b>31</b>
8.	Dean Roberts	1972-75	27
	Jim Pipher	1956-58	27
	George Shaw	1952-55	27

### Walks (Since 1965)

Rk	Player	Years	No.
1.	Guy Krause	1971-74	133
2.	Gabe Matthews	2017-21	128
3.	<b>Tanner Smith</b>	<b>2019-pr.</b>	<b>109</b>
4.	Mitchell Tolman	2013-15	93
5.	Don Reynolds	1972-75	89
6.	Austin Grebeck	2014-16	87
7.	Sam Novitske	2019-22	83
8.	Kyle Kasser	2015-18	79
	Aaron Payne	2011-14	79
10.	Bob Anderson	1972-75	76

### Hit By Pitches (Since 2009)

Rk	Player	Years	No.
1.	Aaron Payne	2011-14	73
2.	Gabe Matthews	2017-21	48
3.	Spencer Steer	2017-19	39
	Mitchell Tolman	2013-15	39
5.	Jack Marder	2010-11	32
6.	A.J. Balta	2014-17	24
	Mark Karaviotis	2014-16	24
8.	<b>Colby Shade</b>	<b>2021-pr.</b>	<b>24</b>
9.	<b>Tanner Smith</b>	<b>2019-pr.</b>	<b>22</b>
	Jack Scanlon	2020-22	22

### Multiple-Hit Games (Since 2009)

Rk	Player	Years	No.
1.	<b>Tanner Smith</b>	<b>2019-pr.</b>	<b>85</b>
2.	Gabe Matthews	2017-21	66
3.	Danny Pulfer	2009-11	58
4.	Ryon Healy	2011-13	57
5.	Mitchell Tolman	2013-15	56
6.	J.J. Altobelli	2010-13	52
7.	Kyle Kasser	2015-18	50
8.	Spencer Steer	2017-19	48
9.	Josh Kasevich	2020-22	46
	KC Serna	2009-11	46

### Multiple-RBI Games (Since 2009)

Rk	Player	Years	No.
1.	Spencer Steer	2017-19	37
2.	<b>Tanner Smith</b>	<b>2019-pr.</b>	<b>33</b>
3.	Gabe Matthews	2017-21	32
	Mitchell Tolman	2013-15	32
5.	Ryon Healy	2011-13	31
6.	Josh Kasevich	2020-22	29
	Kyle Garlick	2011-14	29
8.	Anthony Hall	2020-22	28
9.	Kenyon Yovan	2017-21	25
10.	A.J. Balta	2014-17	24
	<b>Drew Cowley</b>	<b>2022-pr.</b>	<b>23</b>

### Assists by Outfielders (Since 2009)

Rk	Player	Years	Assists
1.	Jakob Goldfarb	2015-19	14
2.	<b>Tanner Smith</b>	<b>2019-pr.</b>	<b>13</b>
3.	Austin Grebeck	2014-16	11
4.	Aaron Jones	2011-12	8
5.	Steven Packard	2010, 13-16	7

## SINGLE-SEASON RECORDS

### Batting Average (min. 3.0 PAs)

Rk	Player	Year	No.
1.	Len Read	1958	.426
2.	Ellis Olson	1958	.423
3.	Al Cohen	1949	.414
4.	Dave Roberts	1972	.410
	Earl Averill	1951	.410
6.	Jim Willis	1973	.405
7.	Larry Hanson	1967	.397
8.	Aaron Zavala	2021	.392
9.	Bill Carney	1942	.391
10.	Ed Davidson	1961	.386

### At Bats

Rk	Player	Year	No.
1.	<b>Tanner Smith</b>	<b>2022</b>	<b>268</b>
2.	Tyler Baumgartner	2014	256
3.	Ryon Healy	2012	253
4.	Danny Pulfer	2010	247
5.	Brennan Milone	2022	246
6.	Josh Kasevich	2022	245
7.	Aaron Payne	2012	235
8.	Sam Novitske	2019	233
	KC Serna	2010	233
10.	Mitchell Tolman	2015	231
	Aaron Payne	2014	231
	Kyle Garlick	2014	231

### Runs

Rk	Player	Year	No.
1.	Aaron Zavala	2021	64
2.	<b>Tanner Smith</b>	<b>2022</b>	<b>58</b>
3.	<b>Drew Cowley</b>	<b>2023</b>	<b>57</b>
	<b>Rikuu Nishida</b>	<b>2023</b>	<b>57</b>
5.	<b>Colby Shade</b>	<b>2023</b>	<b>53</b>
	Josh Kasevich	2022	53
	Anthony Hall	2022	53
	Kenyon Yovan	2021	53
	Austin Grebeck	2016	53
10.	Tyler Baumgartner	2014	50
	Aaron Payne	2014	50

### Hits

Rk	Player	Year	No.
1.	<b>Tanner Smith</b>	<b>2022</b>	<b>85</b>
2.	Brennan Milone	2022	83
3.	KC Serna	2010	81
4.	Ryon Healy	2012	79
	Danny Pulfer	2011	79
6.	Aaron Zavala	2021	78
7.	Josh Kasevich	2022	76
	Ryon Healy	2013	76
9.	<b>Drew Cowley</b>	<b>2023</b>	<b>75</b>
	Anthony Hall	2022	75
	Spencer Steer	2019	75
	Kyle Kasser	2017	75
	Mitchell Tolman	2015	75
	Eddie Rodriguez	2010	75

### Doubles

Rk	Player	Year	No.
1.	<b>Tanner Smith</b>	<b>2021</b>	<b>24</b>
2.	Gabe Matthews	2021	20
	Mitchell Tolman	2015	20
	Ryon Healy	2013	20
5.	<b>Drew Cowley</b>	<b>2023</b>	<b>19</b>
	<b>Tanner Smith</b>	<b>2023</b>	<b>19</b>
7.	<b>Jacob Walsh</b>	<b>2022</b>	<b>18</b>
	Mitchell Tolman	2014	18
9.	Anthony Hall	2022	17
10.	<b>Drew Cowley</b>	<b>2022</b>	<b>16</b>
	Tyler Baumgartner	2014	16
	Danny Pulfer	2011	16
	<b>Colby Shade</b>	<b>2023</b>	<b>15</b>
	<b>Rikuu Nishida</b>	<b>2023</b>	<b>14</b>
	<b>Bennett Thompson</b>	<b>2023</b>	<b>14</b>
	<b>Gavin Grant</b>	<b>2023</b>	<b>13</b>

### Triples

Rk	Player	Year	No.
1.	Tyler Baumgartner	2014	7
2.	H.D. Murphy	1964	6
3.	Anthony Hall	2022	5
	Mitchell Tolman	2014	5
	Bob Anderson	1974	5
	Ray Haroldson	1961	5
	George Shaw	1953	5
8.	18 tied with		4
	<b>Colby Shade</b>	<b>2023</b>	<b>3</b>

### Home Runs

Rk	Player	Year	No.
1.	Kenyon Yovan	2021	17
2.	<b>Sabin Ceballos</b>	<b>2023</b>	<b>15</b>
	<b>Drew Cowley</b>	<b>2023</b>	<b>15</b>
4.	<b>Jacob Walsh</b>	<b>2023</b>	<b>14</b>
	Anthony Hall	2022	14
	Shaun Chase	2014	14
	Steve Crum	1981	14
	Jim Willis	1974	14
9.	Brennan Milone	2022	12
	Tom Dodd	1978	12
	Dave Roberts	1978	12

### RBI

Rk	Player	Year	No.
1.	<b>Sabin Ceballos</b>	<b>2023</b>	<b>61</b>
	<b>Drew Cowley</b>	<b>2023</b>	<b>61</b>
3.	Kenyon Yovan	2021	57
	Spencer Steer	2019	57
5.	Anthony Hall	2022	56
	Ryon Healy	2013	56
7.	Brennan Milone	2022	55
8.	Josh Kasevich	2021	50
9.	Mitchell Tolman	2014	49
10.	A.J. Balta	2016	47
	Dave Roberts	1972	47

### Walks (Since 1965)

Rk	Player	Year	No.
1.	Aaron Zavala	2021	50
2.	Guy Krause	1972	48
3.	Mitchell Tolman	2015	44
4.	Austin Grebeck	2016	42
5.	Guy Krause	1974	36
6.	<b>Gavin Grant</b>	<b>2022</b>	<b>35</b>
	Gabe Matthews	2019	35
8.	Sam Novitske	2019	34
	Don Reynolds	1974	34
10.	Guy Krause	1971	33
	<b>Sabin Ceballos</b>	<b>2023</b>	<b>31</b>

### Stolen Bases

Rk	Player	Year	No.
1.	<b>Rikuu Nishida</b>	<b>2023</b>	<b>23</b>
2.	Don Banderas	1965	18
3.	Aaron Payne	2014	17
4.	<b>Colby Shade</b>	<b>2022</b>	<b>16</b>
	Scott Heineman	2015	16
	Aaron Payne	2013	16
	Aaron Payne	2012	16
	Caleb Tommisini	2009	16
9.	Trev Swangard	1962	15
	Wimp Hastings	1958	15
	<b>Colby Shade</b>	<b>2023</b>	<b>14</b>

### Multiple-Hit Games (Since 2009)

Rk	Player	Year	No.
1.	<b>Tanner Smith</b>	<b>2022</b>	<b>27</b>
	KC Serna	2010	27
3.	Brennan Milone	2022	25
	Danny Pulfer	2011	25
5.	<b>Drew Cowley</b>	<b>2023</b>	<b>24</b>
	Aaron Zavala	2021	24
	Kyle Kasser	2017	24
8.	<b>Tanner Smith</b>	<b>2021</b>	<b>23</b>
	Danny Pulfer	2010	23
10.	<b>Jacob Walsh</b>	<b>2022</b>	<b>22</b>
	Anthony Hall	2022	22
	Josh Kasevich	2022	22
	Josh Kasevich	2021	22
	Spencer Steer	2019	22
	Mitchell Tolman	2015	22

### Multiple-RBI Games (Since 2009)

Rk	Player	Year	No.
1.	Kenyon Yovan	2021	18
2.	Anthony Hall	2022	17
3.	<b>Sabin Ceballos</b>	<b>2023</b>	<b>16</b>
	<b>Drew Cowley</b>	<b>2023</b>	<b>16</b>
	Brennan Milone	2022	16
	Josh Kasevich	2021	16
	Spencer Steer	2019	16
	Ryon Healy	2013	16
9.	A.J. Balta	2016	15
10.	<b>Colby Shade</b>	<b>2022</b>	<b>13</b>
	Mitchell Tolman	2014	13
	Kyle Garlick	2014	13

### Saves (Since 1980)

Rk	Player	Year	No.
1.	Jimmie Sherfy	2013	21
2.	Jimmie Sherfy	2012	19
3.	Stephen Nogosek	2016	16
4.	Kenyon Yovan	2017	15
5.	Jake Reed	2014	13
6.	Kolby Somers	2021	11
7.	<b>Josh Mollerus</b>	<b>2023</b>	<b>9</b>
	Kolby Somers	2022	9
	Garrett Cleavinger	2015	9
10.	Kellen Moen	2011	8

### Games Finished (Since 2009)

Rk	Player	Year	No.
1.	Garrett Cleavinger	2015	35
	Jimmie Sherfy	2013	35
	Jimmie Sherfy	2012	35
4.	Jake Reed	2014	28
5.	Stephen Nogosek	2016	27
6.	<b>Josh Mollerus</b>	<b>2023</b>	<b>20</b>
	Kenyon Yovan	2017	20
	Kolby Somers	2022	20
9.	Kolby Somers	2021	19
	Kellen Moen	2011	19
	Drew Gagnier	2010	19
	Drew Gagnier	2009	19

## SINGLE-SEASON TEAM RECORDS

### HITTING

#### BATTING AVERAGE

1.	.310	2022
2.	.306	1958
3.	.302	1965
4.	.296	1957
5.	.295	1973
6.	.294	1955
7.	.292	2010
8.	.290	1952
9.	.289	2021
10.	.285	1956

#### GAMES

1.	65	2012
2.	64	2014
	64	2013
	64	2010
5.	63	2015
6.	61	2022
7.	60	2011
<b>8.</b>	<b>57</b>	<b>2023</b>
9.	56	2019
	56	2009

#### AT BATS

1.	2,160	2022
2.	2,119	2012
3.	2,084	2015
4.	2,067	2013
5.	2,063	2014
6.	2,004	2010
7.	1,979	2011
<b>8.</b>	<b>1,964</b>	<b>2023</b>
9.	1,896	2019
10.	1,890	2021

#### RUNS

1.	452	2022
<b>2.</b>	<b>405</b>	<b>2023</b>
3.	379	2021
4.	376	2010
5.	368	2014
6.	338	2015
7.	321	2019
8.	313	2013
9.	304	2012
10.	287	1974

#### HITS

1.	670	2022
2.	624	2010
<b>3.</b>	<b>590</b>	<b>2023</b>
4.	562	2012
5.	546	2021
6.	537	2014
7.	533	2013
8.	528	2015
9.	510	2011
10.	494	2019

#### RUNS BATTED IN

1.	416	2022
<b>2.</b>	<b>371</b>	<b>2023</b>
3.	334	2021
4.	332	2010
5.	312	2014
6.	308	2015
7.	294	2019
8.	279	2013
9.	266	2012
10.	257	2016

#### DOUBLES

<b>1.</b>	<b>133</b>	<b>2023</b>
2.	122	2022
3.	120	2010
3.	118	2021
5.	110	2014
6.	105	2015
	105	2013
8.	96	2011
9.	95	2012
10.	85	2019

#### TRIPLES

1.	27	2014
2.	20	2012
3.	19	2015
4.	18	1962
5.	17	1953
6.	16	2009
	16	1964
8.	15	2013
	15	1966
10.	14	2021

#### HOME RUNS

<b>1.</b>	<b>89</b>	<b>2023</b>
2.	75	2022
3.	56	2021
4.	48	1974
5.	46	1973
6.	43	1965
7.	37	1975
8.	33	1978
9.	32	2010
	32	1966

#### TOTAL BASES

1.	1,041	2022
<b>2.</b>	<b>1,010</b>	<b>2023</b>
3.	864	2010
4.	860	2021
5.	794	2014
6.	784	2012
7.	755	2015
8.	740	2013
9.	687	2019
10.	685	2011

#### WALKS

1.	294	2015
2.	284	2019
3.	255	2021
4.	249	2016
5.	245	2012
6.	243	2022
7.	238	2014
8.	230	1972
9.	218	2017
10.	217	2010

#### STRIKEOUTS

1.	492	2014
2.	467	2019
3.	465	2015
<b>4.</b>	<b>459</b>	<b>2023</b>
5.	431	2013
6.	425	2018
7.	400	2012
8.	391	2021
9.	388	2022
10.	372	2011
	372	2009

#### SACRIFICE HITS

1.	98	2013
2.	88	2012
3.	87	2014
4.	84	2011
5.	81	2015
6.	78	2010
7.	55	1964
8.	51	2016
9.	49	2017
	49	2009

#### STOLEN BASES

1.	81	2013
<b>2.</b>	<b>76</b>	<b>2023</b>
	76	2014
4.	73	2012
	73	2010
6.	71	1962
7.	66	2022
	66	2015
9.	62	2011
10.	60	2009

## CAREER HOME RUN BREAKDOWN

### HOME RUNS

Tanner Smith	29
Owen Diodati*	25
Jacob Walsh	20
Drew Cowley	18
Towns King+	17
Gavin Grant	16
Sabin Ceballos	15
Josiah Cromwick	11
Colby Shade	11
Rikuu Nishida	5
Carter Garate	2
Bryce Boettcher	2
Bennett Thompson	2
Drew Smith	2
Anson Aroz	1
Tyler Ganus	1
Dominic Hellman	1

### TIED GAME OR GO AHEAD RUN

Tanner Smith	13
Owen Diodati	10
Towns King	8
Josiah Cromwick	7
Gavin Grant	7
Sabin Ceballos	6
Drew Cowley	5
Colby Shade	3
Jacob Walsh	3
Rikuu Nishida	2
Drew Smith	1

### SOLO HOME RUNS

Tanner Smith	19
Gavin Grant	13
Owen Diodati	10
Jacob Walsh	10
Drew Cowley	9
Towns King	6
Colby Shade	5
Sabin Ceballos	5
Rikuu Nishida	4
Bryce Boettcher	2
Josiah Cromwick	2
Carter Garate	1
Drew Smith	1
Bennett Thompson	1

### 2-RUN HOME RUNS

Owen Diodati	11
Jacob Walsh	9
Towns King	8
Drew Cowley	8
Tanner Smith	5
Sabin Ceballos	5
Josiah Cromwick	3
Colby Shade	3
Anson Aroz	1
Gavin Grant	1
Rikuu Nishida	1
Bennett Thompson	1

### 3-RUN HOME RUNS

Sabin Ceballos	5
Josiah Cromwick	4
Tanner Smith	4
Towns King	3
Colby Shade	3
Owen Diodati	1
Tyler Ganus	1
Carter Garate	1
Gavin Grant	1
Dominic Hellman	1
Drew Smith	1

### GRAND SLAMS

Owen Diodati	3
Josiah Cromwick	2
Drew Cowley	1
Gavin Grant	1
Towns King	1
Tanner Smith	1

### WALK OFF HOME RUN

Owen Diodati	2
Gavin Grant	1

### PINCH HIT HOME RUNS

### WITH NO OUTS

Tanner Smith	14
Towns King	9
Gavin Grant	8
Jacob Walsh	6
Owen Diodati	4
Rikuu Nishida	3
Drew Cowley	3
Sabin Ceballos	3
Josiah Cromwick	2
Drew Smith	2
Carter Garate	1
Colby Shade	1

### WITH 1 OUT

Owen Diodati	16
Drew Cowley	7
Tanner Smith	7
Jacob Walsh	7
Sabin Ceballos	6
Josiah Cromwick	6
Colby Shade	6
Towns King	5
Gavin Grant	4
Bennett Thompson	2
Anson Aroz	1
Bryce Boettcher	1
Carter Garate	1
Rikuu Nishida	1

### WITH 2 OUTS

Tanner Smith	7
Jacob Walsh	7
Drew Cowley	7
Sabin Ceballos	6
Owen Diodati	5
Colby Shade	4
Josiah Cromwick	3
Gavin Grant	3
Towns King	3
Rikuu Nishida	2
Bryce Boettcher	1
Tyler Ganus	1
Dominic Hellman	1

### WITH 0-0 COUNT

Owen Diodati	6
Tanner Smith	5
Jacob Walsh	5
Josiah Cromwick	3
Gavin Grant	3
Colby Shade	2
Drew Cowley	2
Sabin Ceballos	1
Carter Garate	1
Dominic Hellman	1
Rikuu Nishida	1

### WITH 1-0 COUNT

Gavin Grant	3
Owen Diodati	2
Tanner Smith	2
Jacob Walsh	2
Drew Cowley	1
Josiah Cromwick	1
Carter Garate	1
Tyler Ganus	1
Rikuu Nishida	1
Drew Smith	1

### WITH 0-1 COUNT

Drew Cowley	5
Sabin Ceballos	4
Josiah Cromwick	3
Colby Shade	3
Gavin Grant	2
Tanner Smith	2
Owen Diodati	1
Jacob Walsh	1

### WITH 1-1 COUNT

Tanner Smith	4
Jacob Walsh	4
Sabin Ceballos	3
Owen Diodati	3
Colby Shade	2
Drew Cowley	1
Gavin Grant	1

### WITH 2-0 COUNT

Bennett Thompson	2
Drew Cowley	1
Josiah Cromwick	1
Owen Diodati	1
Gavin Grant	1
Rikuu Nishida	1
Jacob Walsh	1

### WITH 2-1 COUNT

Tanner Smith	6
Rikuu Nishida	3
Jacob Walsh	2
Sabin Ceballos	2
Drew Cowley	2

### WITH 0-2 COUNT

Josiah Cromwick	2
Colby Shade	2
Jacob Walsh	2
Sabin Ceballos	1

### WITH 1-2 COUNT

Owen Diodati	5
Drew Cowley	2
Gavin Grant	2
Bryce Boettcher	1

### WITH 2-2 COUNT

Owen Diodati	4
Tanner Smith	3
Drew Cowley	2
Jacob Walsh	2
Josiah Cromwick	1

### WITH 3-0 COUNT

### WITH 3-1 COUNT

Sabin Ceballos	3
Drew Cowley	2
Owen Diodati	2
Tanner Smith	2
Bryce Boettcher	1
Drew Smith	1
Jacob Walsh	1

### WITH 3-2 COUNT

Tanner Smith	4
Gavin Grant	3
Anson Aroz	1
Sabin Ceballos	1
Drew Cowley	1
Owen Diodati	1
Colby Shade	1

\* 24 HR at Alabama

+ 17 HR at Samford (HR by count unavailable)



## 2023 HOME RUN BREAKDOWN

### HOME RUNS

Sabin Ceballos	15
Drew Cowley	15
Jacob Walsh	14
Tanner Smith	9
Gavin Grant	8
Josiah Cromwick	7
Colby Shade	6
Rikuu Nishida	5
Bryce Boettcher	2
Drew Smith	2
Anson Aroz	1
Owen Diodati	1
Dominic Hellman	1
Bennett Thompson	1

### TIED GAME OR GO AHEAD RUN

Sabin Ceballos	6
Drew Cowley	4
Gavin Grant	4
Josiah Cromwick	3
Colby Shade	3
Rikuu Nishida	2
Jacob Walsh	2
Drew Smith	1
Tanner Smith	1

### SOLO HOME RUNS

Drew Cowley	9
Jacob Walsh	9
Gavin Grant	7
Sabin Ceballos	5
Colby Shade	5
Tanner Smith	5
Rikuu Nishida	4
Bryce Boettcher	2
Josiah Cromwick	2
Carter Garate	1
Drew Smith	1
Bennett Thompson	1

### 2-RUN HOME RUNS

Sabin Ceballos	5
Drew Cowley	5
Jacob Walsh	5
Josiah Cromwick	3
Tanner Smith	3
Anson Aroz	1
Owen Diodati	1
Rikuu Nishida	1

### 3-RUN HOME RUNS

Sabin Ceballos	5
Josiah Cromwick	2
Carter Garate	1
Dominic Hellman	1
Colby Shade	1
Drew Smith	1
Tanner Smith	1

### GRAND SLAMS

Drew Cowley	1
Gavin Grant	1

### WALK OFF HOME RUN

### PINCH HIT HOME RUNS

### WITH NO OUTS

Gavin Grant	5
Jacob Walsh	5
Tanner Smith	4
Sabin Ceballos	3
Drew Cowley	3
Rikuu Nishida	2
Drew Smith	2
Josiah Cromwick	1
Carter Garate	1
Colby Shade	1

### WITH 1 OUT

Sabin Ceballos	6
Drew Cowley	6
Jacob Walsh	4
Josiah Cromwick	3
Colby Shade	3
Gavin Grant	2
Tanner Smith	2
Anson Aroz	1
Bryce Boettcher	1
Owen Diodati	1
Carter Garate	1
Rikuu Nishida	1
Bennett Thompson	1

### WITH 2 OUTS

Drew Cowley	7
Sabin Ceballos	6
Jacob Walsh	5
Josiah Cromwick	3
Tanner Smith	3
Rikuu Nishida	2
Colby Shade	2
Gavin Grant	1
Bryce Boettcher	1
Dominic Hellman	1

### WITH 0-0 COUNT

Jacob Walsh	5
Drew Cowley	2
Tanner Smith	2
Sabin Ceballos	1
Josiah Cromwick	1
Carter Garate	1
Gavin Grant	1
Dominic Hellman	1
Rikuu Nishida	1
Colby Shade	1

### WITH 1-0 COUNT

Gavin Grant	2
Carter Garate	1
Rikuu Nishida	1
Drew Smith	1
Tanner Smith	1

### WITH 0-1 COUNT

Drew Cowley	5
Sabin Ceballos	4
Josiah Cromwick	3
Gavin Grant	3
Jacob Walsh	2
Colby Shade	2

### WITH 1-1 COUNT

Sabin Ceballos	3
Colby Shade	2
Tanner Smith	2
Jacob Walsh	2
Drew Cowley	1
Owen Diodati	1

### WITH 2-0 COUNT

Drew Cowley	1
Josiah Cromwick	1
Rikuu Nishida	1
Bennett Thompson	1

### WITH 2-1 COUNT

Sabin Ceballos	2
Rikuu Nishida	2
Tanner Smith	2
Drew Cowley	1
Jacob Walsh	1

### WITH 0-2 COUNT

Jacob Walsh	2
Josiah Cromwick	1
Sabin Ceballos	1
Colby Shade	1

### WITH 1-2 COUNT

Bryce Boettcher	1
Gavin Grant	1

### WITH 2-2 COUNT

Drew Cowley	2
Josiah Cromwick	1
Gavin Grant	1
Tanner Smith	1
Jacob Walsh	1

### WITH 3-1 COUNT

Sabin Ceballos	3
Drew Cowley	2
Bryce Boettcher	1
Drew Smith	1
Tanner Smith	1
Jacob Walsh	1

### WITH 3-2 COUNT

Anson Aroz	1
Sabin Ceballos	1
Drew Cowley	1
Gavin Grant	1
Colby Shade	1

## NO-HITTERS/SHUTOUTS/COMPLETE GAMES (MODERN ERA)

### NO-HITTERS

Name	Date	Opponent	Result	Pitchers Line
Jordan Spencer	4/18/12	Portland	W, 3-0	9.0 (0, 0-0, 0, 5)

### SHUTOUTS

Name	Date	Opponent	Result	Pitchers Line
<b>Jace Stoffal</b>	<b>4/14/23</b>	<b>Stanford</b>	<b>W, 4-0</b>	<b>9.0 (3, 0-0, 1, 8)</b>
David Peterson	4/28/17	Arizona State	W, 2-0	9.0 (4, 0-0, 1, 20)
Cole Irvin	4/30/16	Washington State	W, 8-0	9.0 (6, 0-0, 0, 13)
Cole Irvin	5/11/13	Ohio State	W, 4-0	9.0 (6, 0-0, 1, 4)
Cole Irvin	3/30/13	Washington	W, 6-0	9.0 (4, 0-0, 1, 11)
Jordan Spencer	4/18/12	Portland	W, 3-0	9.0 (0, 0-0, 0, 5)
Alex Keudell	3/31/12	Arizona State	W, 3-1	9.0 (4, 0-0, 2, 2)
Brando Tessar	3/11/12	Connecticut	W, 4-0	9.0 (4, 0-0, 2, 6)
Jeff Gold	3/10/12	West Virginia	W, 12-0 (8)	8.0 (4, 0-0, 0, 5)
Madison Boer	4/9/11	Washington	L, 3-0 (10)	9.0 (4, 0-0, 2, 9)
Justin LaTempa	5/1/10	Washington State	W, 6-0	9.0 (1, 0-0, 1, 10)

### COMPLETE GAMES

Name	Date	Opponent	Result	Pitchers Line
<b>Logan Mercado</b>	<b>4/15/23</b>	<b>Stanford</b>	<b>W, 8-1</b>	<b>9.0 (5, 1-1, 1, 7)</b>
<b>Jace Stoffal</b>	<b>4/14/23</b>	<b>Stanford</b>	<b>W, 4-0</b>	<b>9.0 (3, 0-0, 1, 8)</b>
Isaac Ayon	5/20/22	Arizona	W, 4-3	9.0 (6, 3-3, 3, 10)
Isaac Ayon	3/5/22	UC Santa Barbara	W, 4-3	7.0 (5, 3-1, 1, 7)
Kenyon Yovan	5/25/18	Arizona	W, 2-1	9.0 (2, 1-1, 3, 6)
Matt Mercer	5/6/17	Washington state	L, 2-1	8.1 (6, 2-2, 1, 4)
David Peterson	4/28/17	Arizona State	W, 2-0	9.0 (4, 0-0, 1, 20)
Cole Irvin	4/30/16	Washington State	W, 8-0	9.0 (6, 0-0, 0, 13)
Tommy Thorpe	5/22/14	California	W, 5-1	9.0 (6, 1-1, 1, 8)
Cole Irvin	6/2/13	San Francisco	W, 6-1	9.0 (6, 1-1, 0, 9)
Cole Irvin	5/11/13	Ohio State	W, 4-0	9.0 (6, 0-0, 1, 4)
Cole Irvin	4/20/13	UCLA	L, 1-0	9.0 (6, 1-0, 1, 3)
Cole Irvin	3/30/13	Washington	W, 6-0	9.0 (4, 0-0, 1, 11)
Alex Keudell	5/4/12	Arizona	W, 6-1	9.0 (7, 1-1, 2, 7)
Alex Keudell	4/27/12	California	W, 4-1	9.0 (5, 1-1, 1, 2)
Jordan Spencer	4/18/12	Portland	W, 3-0	9.0 (0, 0-0, 0, 5)
Alex Keudell	3/31/12	Arizona State	W, 3-1	9.0 (4, 0-0, 2, 2)
Jake Reed	3/17/12	Washington	L, 5-0	8.0 (8, 5-4, 2, 3)
Brando Tessar	3/11/12	Connecticut	W, 4-0	9.0 (4, 0-0, 2, 6)
Jeff Gold	3/10/12	West Virginia	W, 12-0 (8)	8.0 (4, 0-0, 0, 5)
Tyler Anderson	4/21/11	Arizona	W, 4-2	9.0 (3, 2-2, 1, 9)
Madison Boer	4/9/11	Washington	L, 3-0 (10)	9.0 (4, 0-0, 2, 9)
Alex Keudell	3/23/11	San Francisco	W, 6-1	9.0 (4, 1-0, 1, 11)
Justin LaTempa	5/1/10	Washington State	W, 6-0	9.0 (1, 0-0, 1, 10)
Tyler Anderson	4/1/10	Arizona State	L, 1-0	9.0 (4, 1-1, 0, 10)
Erik Stavert	4/25/09	Washington	L, 2-0	9.0 (6, 2-0, 3, 10)
Madison Boer	3/15/09	Nevada	L, 2-1	8.0 (4, 1-0, 2, 4)
Madison Boer	3/8/09	Santa Clara	W, 5-1 (5)	5.0 (4, 1-0, 2, 4)

## PITCHING PROBABLES

# JACE STOFFAL

**JR • 6-3 • 218 • RHP**

Roseburg, Ore. • Roseburg HS/Umpqua CC

### STOFFAL'S CAREER HIGHS

**Career Wins:** 7

**Innings:** 9.0, vs. Stanford (4/14/23)

**Strikeouts:** 9, 2x, last vs. Oregon State (4/7/23)



### 2023 SEASON

Missed opening weekend ... Named Pac-12 Pitcher of the Week (April 10) following the Oregon State game where he tossed 7.0 scoreless innings and matched a career high with nine strikeouts in a 2-0 win ... Made it back-to-back pitcher of the week honors after tossing a shutout vs. No.

7 Stanford the next week, while also claiming national pitcher of the week honors ... Added third Pac-12 Pitcher of the Week honor after holding No. 12 Arizona State to just one earned run in 6.2 innings pitched ... **vs. UC Santa Barbara (Feb. 24):** Started game one of the series ... Charged with the loss after allowing two runs on two hits in 3.0 inning pitched with two strikeouts ... **vs. San Diego (March 2):** Picked up second career win while allowing just one run on two hits in 5.0 innings with a then career-high four Ks and two walks ... **vs. #13 UCLA (March 10):** Fanned a career-high nine, including six in a row, in 4.0 innings of work ... Got the no decision after allowing two runs on three hits in an Oregon win ... **at Washington State (March 17):** Charged with the loss after allowing five runs on six hits in 3.1 innings with four walks and four strikeouts ... **vs. Northwestern State (March 24):** Picked up win while registering second career quality start ... Allowed one run on five hits in a season-best 6.0 innings with three Ks and three walks ... **at Arizona (March 31):** Matched a then-career high tossing 7.0 innings while holding the Wildcats to just three runs (two earned) on five hits with five strikeouts and two walks ... Second consecutive quality start and third of career ... **vs. Oregon State (April 7):** Turned in a dominant performance allowing no runs on just one hit over a career-high tying 7.0 innings while also matching a career best with nine Ks ... **vs. #7 Stanford (April 14):** Tossed first career shutout allowing just three hits over nine innings with eight Ks and just one walk ... First shutout by an Oregon pitcher since the 2017 season ... **at California (April 21):** Got a no-decision after allowing four runs on six hits in 5.1 innings with five Ks and three walks ... **vs. No. 12 Arizona State (April 2):** Held one of the top offenses in the Pac-12 to just two runs (1 earned) run on four hits in 6.2 innings while striking out seven and walking two.

### 2022 SEASON

Finished season 1-3 with a 5.59 ERA in eight appearances (all starts) while striking out 17 in 29.0 innings pitched ... Part of the weekend rotation the final eight weeks of the season after missing the first seven weeks with an injury ... **vs. Ball State (April 9):** Made career debut with a start against Ball State ... Tossed just one inning, allowing three runs on three hits with a walk and a strikeout ... **at Washington (April 16):** Tossed three effective innings in second career start ... Allowed one run on two hits with two strikeouts and a walk ... **vs. Washington State (April 23):** Tagged with the loss after giving up five runs on four hits with two walks and two Ks in 2.1 innings ... **vs. California (May 1):** Did not allow an earned run in three innings of work, while fanning a season-high three and walking one ... **at #2 Oregon State (May 8):** Tossed a then season-best 4.0 innings, allowing two runs on three hits with two Ks and four walks ... **at Arizona State (May 15):** Finished with a then season-long outing going 4.2 innings while allowing three runs on seven hits with three Ks and no walks ... **vs. #25 Arizona (May 21):** Recorded both first career win and quality start in a dominating performance against the Wildcats ... Allowed just one run on three hits in 7.0 innings while striking out three and walking just one ... Retired 16 straight batters at one point ... **at #7 Louisville (June 5):** Allowed three runs on five hits in 4.0 innings pitched with a walk and a strikeout.

### 2021 SEASON (at UMPQUA CC)

Named first-team South Division All-Northwest Athletic Conference ... Started nine games while making 11 appearances ... Finished 6-2 with a 2.17 ERA while allowing 17 runs (14 earned) on 47 hits in 58.0 innings pitched with 66 strikeouts ... Struck out 10.24 batters per nine innings ... Had one double-digit strikeout game ... Tied for fourth in the NWAC in wins, while ranking fifth in ERA and strikeouts, sixth in innings pitched and 13th in strikeouts per nine innings ... Part of four combined shutouts ... Fanned 12 in first career start in just 4.2 innings pitched in a 10-3 win over Southwestern Oregon ... Struck out nine in 6.2 innings vs. Lane ... Threw 8.0 scoreless innings with six Ks in a 4-0 win vs. Southwestern Oregon ... Tossed 6.0 scoreless innings with five strikeouts in a 6-0 win over Clackamas.

### Stoffal's Career Appearances

#### 2022 - Sophomore Season (8 Starts, 8 Appearances)

Date	Opponent (W-L-ND-SV)	IP	H	R	ER	BB	K
4/9	Ball State (ND)	1.0	3	3	3	1	1
4/16	at Washington (ND)	3.0	2	1	1	1	2
4/23	Washington State (L)	2.1	4	5	5	2	2
5/1	California (ND)	3.0	4	1	0	1	3
5/8	at Oregon State (L)	4.0	3	2	2	4	2
5/15	at Arizona State (ND)	4.2	7	3	3	0	3
5/21	Arizona (W)	7.0	3	1	1	1	3
6/5	at Louisville (L)	4.0	5	3	3	1	1

\* Relief Appearance

#### 2023 - Junior Season (10 Starts, 10 Appearances)

Date	Opponent (W-L-ND-SV)	IP	H	R	ER	BB	K
2/24	UC Santa Barbara (L)	3.0	2	2	2	0	2
3/2	San Diego (W)	5.0	2	1	1	2	4
3/10	UCLA (ND)	4.0	3	2	2	3	9
3/17	at Washington State (L)	3.1	6	5	5	4	4
3/24	Northwestern State (W)	6.0	5	1	1	3	3
3/31	at Arizona (W)	7.0	5	3	2	2	5
4/7	Oregon State (W)	7.0	1	0	0	3	9
4/14	Stanford (W)	9.0	3	0	0	1	8
4/21	at California (ND)	5.1	6	4	4	3	5
4/28	Arizona State (W)	6.2	4	2	1	2	7

\* Relief Appearance

### STOFFAL'S CAREER STATS

Year	ERA	W	L	App	GS	CG	SHO	CBO	SV	IP	H	R	ER	BB	SO	2B	3B	HR	BF	B/Avg	WP	HBP	BK	SFA	SHA
2022	5.59	1	3	8	8	0	0	0	0	29.0	31	19	18	11	17	6	1	4	129	.274	1	2	0	2	1
2023	2.83	6	2	10	10	1	1	1	0	57.1	37	20	18	23	56	8	0	6	230	.184	2	1	0	2	3
<b>Totals</b>	<b>3.75</b>	<b>7</b>	<b>5</b>	<b>18</b>	<b>18</b>	<b>1</b>	<b>1</b>	<b>1</b>	<b>0</b>	<b>86.1</b>	<b>68</b>	<b>39</b>	<b>36</b>	<b>34</b>	<b>73</b>	<b>14</b>	<b>1</b>	<b>10</b>	<b>359</b>	<b>.217</b>	<b>3</b>	<b>3</b>	<b>0</b>	<b>4</b>	<b>4</b>

**PITCHING PROBABLES**

**LOGAN MERCADO**

**JR • 6-0 • 220 • RHP**

Pasco, Wash. • Tri-Cities Prep HS



**MERCADO'S CAREER HIGHS**

**Career Wins:** 10

**Innings:** 9.0, vs. Stanford (4/15/23)

**Strikeouts:** 8, vs. Arizona State (4/29/23)

**2021 SEASON**

Opening day starter for the Ducks ... vs. **Xavier (Feb. 17)**: Fanned a then career-high seven while matching a career-best 4.0 IP in a no-decision ... Gave up one run on just two hits with two walks ... vs. **UC Santa Barbara (Feb. 24)**: Allowed four runs on three hits in 3.2 innings with three Ks and six walks ... vs. **San Diego (March 3)**: Picked up first win of season tossing 3.2 innings out of the bullpen while allowing a run on two hits with three strikeouts and two walks ... vs. **#13 UCLA (March 12)**: allowed five runs on five hits in 3.1 innings while fanning three and walking two ... at **Washington State (March 17)**: Pitched a career-high 4.2 innings allowing a pair of runs on five hits with five Ks and no walks ... vs. **Northwestern State (March 25)**: Picked up win in second start of the season ... Allowed two runs on six hits in a then career-high 6.0 innings with five Ks and three walks ... vs. **Oregon State (April 8)**: Allowed just one run on three hits over 5.0 innings in third consecutive start while fanning six and walking four ... vs. **#7 Stanford (April 14)**: Dominant in an 8-1 win tossing first career complete game while matching a then career-high with seven strikeouts ... Allowed just one run on five hits with just one walk ... vs. **#12 Arizona State (April 29)**: Picked up the win after allowing four runs on six hits in 6.0 innings with a career-high eight Ks and three walks ... at **USC (May 6)**: Got a no-decision after allowing four runs on six hits in 5.2 innings with four strikeouts and three walks ... at **Pac-12 Tournament (May 23-27)**: Pitched twice out of the bullpen combining to toss 5.2 scoreless innings while allowing just one hit and three walks while fanning two ... vs. **Cal (May 23)**: Picked up the win striking out two while allowing no hits in 1.1 innings of work ... vs. **No. 4 Stanford (May 24)**: Tossed 4.1 scoreless innings while allowing just one hit.

**2022 SEASON**

Led Oregon in wins and earned runs average going 6-2 with a 2.61 ERA in 25 appearances ... Fanned 41 while walking just 12 in 41.1 innings pitched while allowing 14 runs (12 earned) on 38 hits ... Led team in fewest base on balls per nine innings (.290) ... Held opposing hitters to a .247 batting average ... Allowed just five of 22 (.227) inherited runners to score ... Dominant in 13 appearances in Pac-12 games, finishing 4-1 with a 1.23 ERA while fanning 22 and walking just eight in 22.0 innings ... Gave up just four runs (3 earned) on 15 hits ... Held Pac-12 hitters to a .200 batting average ... Allowed just four of 16 (.250) inherited runners to score in league games, including just one of the last 11 (.091) ... Went 5-0 with a 1.04 ERA in a nine-game stretch (March 18-April 9) with 16 strikeouts and just six walks in 17.1 innings while allowing just two runs on 11 hits ... Struck out seven straight hitters in a two-game stretch at Oregon State (May 6) and vs. UC San Diego (May 10) ... Walked just two hitters in final 14 appearances (23.0 IP) of season, while not allowing a free pass in final seven appearances (12.1 IP) ... In four appearances against No.2 Oregon State, struck out six in 5.1 innings while allowing just one run on three hits (1.69 ERA) while holding Beavers to a .167 batting average ... at **San Diego (Feb. 18)**: Tossed a scoreless eighth inning in the season opener with a strikeout ... at **#2 Stanford (March 12)**: Tossed two scoreless innings (4th and 5th) and shut down a potent Cardinal offense after it built a 9-3 lead through three innings, allowing Oregon to rally for a 16-13 series-clinching win ... Fanned three in the outing while retiring six of nine batters faced ... vs. **Utah (March 18-20)**: Picked up a pair of wins in two appearances in an Oregon series sweep ... Tossed 1.2 innings in the series, while stranding three of four inherited runners ... Struck out three in the series ... Took the mound in the top of the fifth with Oregon leading 5-4 with the tying run on first in the series opener ... Got first batter faced to foul out to end the inning ... Retired the side in order in the sixth, fanning the final two hitters ... Earned the game-two win after entering a one-run game with the bases loaded and two outs ... Allowed just one of the runners to score before ending the threat with a K ... at **#19 Gonzaga (March 22)**: Made it wins in three straight appearances after striking out three in 1.1 innings of work in a 9-5 win ... Entered a one-run game with the tying run and ended the inning with a strikeout ... Got out of a bases loaded jam in the next inning with a K to end the threat ... vs. **USC (March 25-27)**: Made appearances in both of Oregon's wins to help the Ducks win the series ... In the series opener, came out of the bullpen with runners on the corners and no outs ... Retired two of four batters faced, both on sacrifice flies ... Tossed a then season-high 3.2 innings in the series finale, retiring 11 of 12 batters faced with two Ks ... Stranded both inherited runners in the top of the third with a strikeout and fly out to keep the Ducks within striking distance in an eventual come-from-behind win ... Retired final five hitters faced ... at **UCLA (April 2)**: Got the final three outs in the bottom of the eighth in an eventual 4-3 loss ... vs. **Ball State (April 9)**: Got the win with striking out a career-high five in a career-best 4.0 innings pitched ... Allowed a run on four hits while tossing a season-high 6.4 pitches in a 10-4 win ... at **Washington (April 15)**: Matched a career high in innings pitched (4.0) and pitches (64) while picking up fifth win in last nine appearances ... Allowed an unearned run on two hits with two Ks in an eventual 8-6 win in game two of a series sweep ... vs. **#2 Oregon State (April 26)**: Retired all three batters faced in the top of the ninth inning ... vs. **California (May 1)**: Tossed two scoreless innings while fanning three ... at **#2 Oregon State (May 6-8)**: Made two scoreless appearances ... In the series opener, held the Beavers scoreless in the sixth and seventh innings while striking out a pair ... In the finale, fanned final four batters faced that started a streak of seven consecutive Ks that continued into next appearance ... vs. **UC San Diego (May 10)**: Inherited a two-on, one-out situation in the third inning and fanned first two batters faced to get out of the jam ... Struck out leadoff hitter in the fourth to run consecutive batters struck out streak to seven before allowing an unearned run ... at **Arizona State (May 15)**: Picked up win to help clinch a series win while tossing 2.1 innings ... vs. #10 Gonzaga (May 17): Tossed two scoreless innings in a 5-4 Oregon win ... vs. **#25 Arizona (May 21)**: Got out of a two-on, two-out jam with an inning-ending strikeout in the bottom of the eighth inning ... vs. **Michigan (June 3)**: Fanned four in 2.0 innings in the Ducks' Louisville Regional opener.

**2021 SEASON**

Limited to two appearances because of an injury ... Finished 1-0 with a 4.50 ERA, while allowing three runs on four hits in 6.0 innings pitched with five strikeouts and four walks ... vs. **San Jose State (April 28)**: Picked up a win in first career appearance, pitching three scoreless innings ... Allowed just one hit while striking out one and walking two ... vs. **#25 Gonzaga (May 18)**: Made first career start ... Struck out a season-high four in 3.0 innings of work ... Allowed three runs on three hits with a pair of walks.

**Mercado's Career Appearances**

**2021 - Freshman Season (1 Start, 2 Appearances)**

Date	Opponent (W-L-ND-SV)	IP	H	R	ER	BB	K
4/28	San Jose State (W)*	3.0	1	0	0	2	1
5/18	Gonzaga (ND)	3.0	3	3	3	2	4

\* Relief Appearance

**2022 - Sophomore Season (0 Starts, 25 Appearances)**

Date	Opponent (W-L-ND-SV)	IP	H	R	ER	BB	K
2/20	at San Diego (ND)*	1.0	1	0	0	1	1
3/8	Portland (ND)*	2.0	2	2	2	1	0
3/12	at Stanford (ND)*	2.0	2	0	0	2	3
3/18	Utah (W)*	1.1	0	0	0	0	2
3/20	Utah (W)*	0.1	0	0	0	1	1
3/22	at Gonzaga (W)*	1.1	2	0	0	0	3
3/25	USC (ND)*	0.2	0	0	0	2	0
3/27	USC (ND)*	3.2	1	0	0	0	2
3/30	San Francisco (ND)*	1.0	2	1	1	0	1
4/2	at UCLA (ND)*	1.0	0	0	0	1	1
4/9	Ball State (W)*	4.0	4	1	1	2	5
4/15	at Washington (W)*	4.0	2	1	0	0	2
4/19	at Portland (ND)*	0.2	2	1	1	0	1
4/24	Washington State (ND)*	0.1	1	1	1	0	0
4/26	Oregon State (ND)*	1.0	0	0	0	0	0
5/1	California (ND)*	2.0	1	0	0	1	3
5/3	Oregon State (ND)*	0.2	1	1	1	0	0
5/6	at Oregon State (ND)*	2.0	0	0	0	1	2
5/8	at Oregon State (ND)*	1.2	0	0	0	0	4
5/15	at Arizona State (W)*	2.1	5	2	2	0	1
5/17	Gonzaga (ND)*	2.0	3	0	0	0	1
5/21	Arizona (ND)*	0.2	1	0	0	0	1
5/25	vs. Arizona (ND)*	2.0	3	2	2	0	0
6/3	vs. Michigan (ND)*	2.0	2	1	1	0	4

\* Relief Appearance

**2023 - Junior Season (10 Starts, 16 Appearances)**

Date	Opponent (W-L-ND-SV)	IP	H	R	ER	BB	K
2/17	Xavier (ND)	4.0	2	1	1	2	7
2/24	UC Santa Barbara (ND)*	3.2	2	4	4	6	3
3/3	San Diego (W)*	3.2	2	1	1	2	3
3/12	UCLA (ND)*	3.1	5	5	5	2	3
3/17	at Washington State (ND)*	4.2	5	2	2	0	5
3/25	Northwestern State (W)	6.0	6	2	2	3	5
4/1	at Arizona (ND)	1.2	9	10	8	3	2
4/8	Oregon State (ND)	5.0	3	1	1	4	6
4/15	Stanford (W)	9.0	5	1	1	1	7
4/22	at California (ND)	3.1	6	6	6	5	4
4/26	Gonzaga (ND)*	1.0	1	0	0	0	0
4/29	Arizona State (W)	6.0	6	4	4	3	8
5/6	at USC (ND)	5.2	6	4	4	3	4
5/12	Washington (L)	3.2	6	8	8	5	6
5/18	at Utah (ND)	3.1	7	5	3	3	4
5/23	vs. California (W)*	1.1	0	0	0	0	2
5/24	vs. Stanford (ND)*	4.1	1	0	0	3	0

\* Relief Appearance

**MERCADO'S CAREER STATS**

Year	ERA	W	L	App	GS	CG	SHO	CBO	SV	IP	H	R	ER	BB	SO	2B	3B	HR	BF	B/Avg	WP	HBP	BK	SFA	SHA
2021	4.50	1	0	2	1	0	0	0	0	6.0	4	3	3	4	5	3	0	0	25	.200	0	1	0	0	0
2022	2.61	6	2	25	0	0	0	0	0	41.1	38	14	12	12	41	8	1	4	175	.247	1	4	0	2	2
2023	6.46	5	1	17	10	1	0	0	0	69.2	73	54	50	45	69	14	2	17	325	.266	2	3	0	2	1
<b>Totals</b>	<b>5.00</b>	<b>12</b>	<b>3</b>	<b>44</b>	<b>11</b>	<b>1</b>	<b>0</b>	<b>0</b>	<b>0</b>	<b>117.0</b>	<b>115</b>	<b>71</b>	<b>65</b>	<b>61</b>	<b>115</b>	<b>25</b>	<b>3</b>	<b>21</b>	<b>525</b>	<b>.257</b>	<b>3</b>	<b>8</b>	<b>0</b>	<b>4</b>	<b>3</b>

## PITCHING PROBABLES

# TURNER SPOLJARIC

**FR • 6-2 • 195 • RHP**

*Lisle, Ontario • Home Schooled*

### Spoljaric's CAREER HIGHS

**Career Wins:** 6

**Innings:** 7.0, at Utah (5/19/23)

**Strikeouts:** 5, vs. Washington (5/13/23)

### 2023 SEASON

Named Pac-12 Conference Pitcher of the Week after picking up a win at Utah in the final series of the season ... **vs. Xavier (Feb. 19):** Picked up the win in his first collegiate appearance, allowing just one run with four strikeouts in 3.0 innings of work ... **vs. UC Santa Barbara (Feb 25):** Did not allow a run in 1.1 innings of relief ... **vs. Niagara (March 15):** Got a no-decision in first career start ... **vs. Portland (April 4):** Picked up his second career win pitching 3.2 innings of no-run ball while allowing just two hits ... **vs. Oregon State (April 9):** Pitched two innings in relief ... **vs. San Francisco (April 12):** Started the midweek game allowing three earned runs over four innings of work ... **at California (April 23):** Picked up the win after allowing a run on four hits in 2.0 innings with a K ... **vs. Gonzaga (April 26):** Picked up the win while tossing a then season-high 5.0 innings while allowing three runs on three hits with three strikeouts and three walks ... **vs. Washington (May 13):** Struck out a season-best five in a then season-high 5.1 innings ... **at Utah (May 19):** Making first weekend start, allowed just one run on five hits in seven innings with three strikeouts ... Picked up first official career quality start while getting the win and earned Pac-12 Pitcher of the Week honors ... **at Pac-12 Tournament (May 23-27):** Started two of Oregon's four games ... **vs. #4 Stanford (May 25):** Lasted just an inning giving up six runs on seven hits ... **vs. Arizona (May 27):** Got the start in the championship game and picked up the win after allowing just three runs (2 earned) on seven hits with three Ks to a Wildcat team that was averaging 11 runs scored per game in the tournament ... Quality start was second of the season.

### HIGH SCHOOL

Ranked a top-500 recruit by Prep Baseball Report (No. 399) and Perfect Game (No. 431) ... Viewed as the sixth-overall player in Canada by PG and seventh among Canadian recruits by PBR ... The third-ranked right-handed pitcher in Canada by PBR and the fifth-overall right-handed pitcher in Canada by PG ... Named a PG Preseason All-American and a first-team all-region pick ... A three-time PG Preseason Underclassman All-America selection, earning first-team all-region honors in 2020 and 2021 ... Selected to the 2021 PG National Showcase ... Named first-team all-tournament and pitcher of the tournament at the 2021 New Balance Future Stars Series ... Selected to the 2021 Under Armour All-America Game ... A three-time WWBA World Championship all-tournament team selection.

### PERSONAL

A member of the Canadian junior national team, pitching in the 2021 Friendship Series against the USA U18 team ... Father, Paul, pitched in the MLB for the Blue Jays, Mariners, Phillies and Royals during six-year career.



### Spoljaric's Career Appearances

#### 2023 - Freshman Season (6 Starts, 15 Appearances)

Date	Opponent (W-L-ND-SV)	IP	H	R	ER	BB	K
2/19	Xavier (W)*	3.0	4	1	1	0	4
2/25	UC Santa Barbara (ND)*	1.1	1	0	0	2	1
3/15	Niagara (ND)	1.0	4	3	3	2	0
4/4	Portland (W)*	3.2	2	0	0	0	1
4/9	Oregon State (ND)*	2.0	4	2	2	1	1
4/12	San Francisco (ND)	4.0	5	4	3	1	2
4/23	at California (W)*	2.0	4	1	1	0	1
4/26	Gonzaga (W)	5.0	3	3	3	3	3
4/30	Arizona State (ND)*	0.1	2	2	2	1	1
5/2	at Oregon State (ND)*	3.1	4	2	2	2	3
5/7	at USC (ND)*	2.0	5	4	4	1	1
5/13	Washington (ND)*	5.1	6	4	4	0	5
5/19	at Utah (W)	7.0	5	1	1	5	3
5/25	vs. Stanford (ND)	1.0	7	6	6	0	1
5/27	vs. Arizona (W)	6.0	7	3	2	0	3

\* Relief Appearance

### SPOLJARIC'S CAREER STATS

Year	ERA	W	L	App	GS	CG	SHO	CBO	SV	IP	H	R	ER	BB	SO	2B	3B	HR	BF	B/Avg	WP	HBP	BK	SFA	SHA
2023	6.32	6	0	15	6	0	0	0	0	47.0	63	36	33	18	29	15	0	7	221	.317	7	2	3	1	1

## PITCHING PROBABLES

# MATTHEW GRABMANN

**FR • 6-1 • 215 • RHP**

*Dartmouth, Nova Scotia • TNXL Academy (Fla.)*

### GRABMANN'S CAREER HIGHS

**Career Wins:** 1

**Innings:** 6.0, at Utah (5/20/23)

**Strikeouts:** 4, 5x, last vs. Washington (5/26/23)



### 2023 SEASON

Part of the rotation during opening weekend ... **vs. Xavier**

**(Feb. 18):** Allowed just one run on three hits in 4.0 innings with three Ks and three walks ... **vs. UC Santa Barbara (Feb. 25):**

Struggled in second career start allowing five free passes (2 BB, 3 HBP) and a run in 2.0 innings of work ... **vs. San Diego (March 5):**

Started game four of the series allowing one run on two hits over 3.0 innings with two walks ... **vs. #13 UCLA (March 11):**

Made first appearance out of the bullpen allowing a run on a hit in 2.2 innings of work with three walks and a season-high four strikeouts ... **vs. Niagara (March 15):**

Tossed a pair of scoreless innings out of the pen with two walks ... **at Washington State (March 19):**

Tossed three scoreless innings allowing one hit, three walks and two HBP while matching a season high with two Ks ... **Inherited a 7-1 deficit in the first inning and held WSU in check in an eventual 13-7 come-from-behind win ... vs. Northwestern State (March 26):**

Got the start in game four of the series and tossed four scoreless

inning before being removed after facing one batter in the fifth ... Did not allow a run on just one hit with a walk, two HBP and four Ks ... Retired first nine batters faced... **at Arizona (April 1):**

Tossed 3.1 scoreless innings on three hits out of the bullpen while matching a season high with four Ks ... **at California (April 23):**

Matched his then-career high in innings pitched at four. ... Struck out three while only allowing one earned run ... **vs. #12 Arizona State (April 30):**

Did not allow a hit in 3.1 innings of work while striking out one and walking one ... **at Utah (May 20):**

Finished with first career official quality start allowing just two runs on five hits in 6.0 innings with three Ks and three walks in an Oregon win.

### HIGH SCHOOL

Ranked as the No. 243 prospect in the 2022 MLB Draft by MLB.com and the No. 341 eligible prospect by Perfect Game ... A top-250 player overall by PG (No. 188) and Prep Baseball Report (No. 215) ... Viewed as the No. 54 right-handed pitcher overall by PG and No. 63 overall by PBR ... Rated the second-overall player and second-ranked right-handed pitcher in Canada by PG... Named a PG Preseason All-America selection and first-team all-region pick ... Selected a PG Underclassman All-American and first-team all-region choice ... Picked as a National Academies Association all-star ... As a senior, finished the season 4-0 with a 2.07 ERA with 36 Ks to seven walks in 27 innings pitched.

### SUMMER BALL

Played for the Okotoks Dawgs in the Western Canadian Baseball League in 2021 ... Finished 2-0 with a 2.90 ERA with 45 strikeouts and 18 walks in 39 innings pitched ... Had a 1.10 WHIP and added a save.

### PERSONAL

Pitched for the Canadian Junior National Team in the 2021 Friendship Series against the USA U18 team, throwing three shutout innings.

### Grabmann's Career Appearances

#### 2023 - Freshman Season (10 Starts, 17 Appearances)

Date	Opponent (W-L-ND-SV)	IP	H	R	ER	BB	K
2/18	Xavier (ND)	4.0	3	1	1	3	3
2/25	UC Santa Barbara (L)	2.0	0	1	1	2	2
3/5	San Diego (ND)	3.0	2	1	1	2	0
3/11	UCLA (ND)*	2.2	1	1	1	3	4
3/15	Niagara (ND)*	2.0	0	0	0	2	0
3/19	at Washington State (ND)*	3.0	1	0	0	3	4
3/26	Northwestern State (ND)	4.0	1	0	0	1	4
4/1	at Arizona (ND)*	3.1	4	0	0	2	4
4/8	Oregon State (L)*	1.2	3	3	3	2	0
4/11	San Francisco (ND)*	0.1	2	1	1	1	0
4/18	at Portland (ND)*	0.1	0	0	0	0	0
4/23	at California (ND)	4.0	4	1	1	0	3
4/30	Arizona State (ND)	3.1	0	0	0	1	1
5/7	at USC (L)	2.0	5	6	6	2	2
5/13	Washington (ND)	2.2	5	2	2	1	3
5/20	at Utah (W)	6.0	5	2	2	3	3
5/26	vs. Washington (ND)	2.2	4	5	5	2	4

\* Relief Appearance

### GRABMANN'S CAREER STATS

Year	ERA	W	L	App	GS	CG	SHO	CBO	SV	IP	H	R	ER	BB	SO	2B	3B	HR	BF	B/Avg	WP	HBP	BK	SFA	SHA
2023	4.60	1	3	18	10	0	0	1	0	47.0	40	24	24	30	37	4	1	5	217	.237	5	12	0	4	2

## PITCHING PROBABLES

# GRAYSON GRINSELL

**FR • 6-1 • 205 • LHP**

Reno, Nev. • Reno HS

### GRINSELL'S CAREER HIGHS

**Career Wins:** 2

**Innings:** 3.2, vs. Washington (5/26/23)

**Strikeouts:** 6, 2x, last vs. Washington (5/26/23)

### 2023 SEASON

Named to the Pac-12 All-Tournament Team ... Just one of two pitchers named to the team ... **vs. Xavier (Feb. 18):** Made his college debut tossing two innings in relief while striking out four and not allowing a hit or run ... **vs. UC Santa Barbara (Feb. 25):** Struck out three in 1.2 innings of work ... **vs. San Diego (March 4):** Came in relief for one inning striking out two ... **vs. #13 UCLA (March 10-12):** Made two appearances allowing a run on three hits in 2.2 inings of work with four strikeouts ... Tossed a scoreless inning with two Ks in a game-one win ... Went 1.2 innings allowing a run on two hits with two Ks in game three ... **vs. Niagara (March 15):** Allowed two hits and two earned ... **at Washington State (March 18):** Picked up first career win tossing a then career-high 3.0 scoreless innings with a then-career best four Ks ... **vs. Northwestern State (March 25):** Recorded first career save pitching the final three innings while striking out a career-high six with one run allowed ... **at Arizona (March 31-April 2):** Made two appearances pitching in games two and three of an Oregon series sweep ... Allowed a run on three hits with two strikeouts in 1.2 innings in a Saturday win ... Tossed 0.1 innings with a K in Sunday win ... **vs. Oregon State (April 8):** Tossed 1.1 innings in relief, not allowing a hit or run ... **vs. #7 Stanford (April 16):** Struck out two in his 1.2 innings of work ... **at California (April 21-23):** Made two appearances, retiring a single batter in both outings while allowing a hit and a run in the second game ... **vs. Gonzaga (April 25):** Struck out two in his one inning of work ... **vs. Arizona State (April 28-30):** Made two appearances in the series ... **at USC (May 5-7):** Pitched in games two and three of the series ... Didn't allow a run in three innings ... In game two, fanned two while not allowing a hit or run in an inning of work ... Fanned four in game three over two innings while not allowing run on one hit ... **at Utah (May 18-20):** Made a pair of appearances combining to toss 3.2 scoreless innings with four Ks ... Struck out three while not allowing a hit in 2.2 innings of the series opener ... Fanned one while not allowing a hit in game-three win ... **at Pac-12 Tournament (May 23-27):** Named to the all-tournament team after making two appearances ... **vs. California (May 23):** Made first career start in tournament opener allowing two runs on four hits with a pair of Ks in a Ducks' win ... **vs. Washington (May 26):** Gave Oregon 3.2 innings of crucial scoreless relief while allowing just two hits and matching a career-high with six Ks.



### Grinsell's Career Appearances

**2023 - Freshman Season (1 Starts, 26 Appearances)**

Date	Opponent (W-L-ND-SV)	IP	H	R	ER	BB	K
2/18	Xavier(ND)*	2.0	0	0	0	0	4
2/25	UC Santa Barbara (ND)*	1.2	2	3	2	1	3
3/4	San Diego (ND)*	1.0	0	0	0	0	2
3/10	UCLA (ND)*	1.0	1	0	0	2	2
3/12	UCLA (ND)*	1.2	2	1	1	0	2
3/15	Niagara (ND)*	0.0	2	2	2	1	0
3/18	at Washington State (W)*	3.0	1	0	0	2	4
3/25	Northwestern State (S)*	3.0	2	1	1	1	6
4/1	at Arizona (ND)*	1.2	3	1	1	0	2
4/2	at Arizona (ND)*	0.1	1	0	0	0	1
4/8	Oregon State (ND)*	1.1	0	0	0	0	0
4/11	San Francisco (ND)*	1.2	1	2	2	1	0
4/16	Stanford (ND)*	1.2	0	0	0	0	2
4/18	at Portland (ND)*	0.2	2	1	1	0	1
4/21	at California (ND)*	0.1	0	0	0	1	0
4/22	at California (L)*	0.1	1	1	1	0	0
4/25	Gonzaga (ND)*	1.0	1	0	0	1	2
4/28	Arizona State (ND)*	1.1	2	2	2	0	2
4/30	Arizona State (ND)*	0.2	1	0	0	2	1
5/6	at USC (ND)*	1.0	0	0	0	0	2
5/7	at USC (ND)*	2.0	1	0	0	1	4
5/14	Washington (ND)*	2.1	2	1	1	1	2
5/18	at Utah (ND)*	2.2	0	0	0	1	3
5/20	at Utah (ND)*	1.0	0	0	0	0	1
5/23	California (ND)	3.0	4	2	2	1	2
5/26	Washington (W)*	3.2	2	0	0	1	6

\* Relief Appearance

### HIGH SCHOOL

The No. 33 overall ranked outfielder nationally by Prep Baseball Report ... Viewed as the No. 167 player in the country by PBR ... Rated a top-five recruit in Nevada by PBR (No. 4) and Perfect Game (No. 5) ... The third-ranked outfielder in the state by PG ... Named a Perfect Game All-American and first-team all-region pick ... Invited to the 2022 Prep Baseball Report Super 60 Pro Showcase ... Selected as the 2022 Nevada Pitcher of the Year by the Reno Gazette Journal ... Earned Perfect Game Underclassman All-America honors in 2020 and 2021, including a second-team all-region selection in 2021 ... Named 2021 Northern Nevada 5A Pitcher of the Year ... As a senior, had 69 strikeouts with a 1.02 ERA in 34.1 innings pitched.

### GRINSELL'S CAREER STATS

Year	ERA	W	L	App	GS	CG	SHO	CBO	SV	IP	H	R	ER	BB	SO	2B	3B	HR	BF	B/Avg	WP	HBP	BK	SFA	SHA
2023	3.60	2	1	26	1	0	0	0	1	40.0	31	17	16	17	54	10	2	3	170	.214	0	4	0	3	1

## PITCHING BREAKDOWN

### 2023 STARTERS GAME-BY-GAME

Date	Opponent (W-L-ND)	IP	H	R	ER	BB	K
2/17	Xavier (ND)	4.0	2	1	1	2	7
2/18	Xavier (W)	5.0	6	2	0	0	2
2/18	Xavier (ND)	4.0	3	1	1	3	3
2/19	Xavier (ND)	6.0	4	1	1	2	4
2/24	UC Santa Barbara (L)	3.0	2	2	2	0	2
2/25	UC Santa Barbara (L)	4.0	7	4	3	2	5
2/25	UC Santa Barbara (L)	2.0	0	1	1	2	2
3/2	San Diego (W)	5.0	2	1	1	2	4
3/3	San Diego (ND)	5.1	4	2	1	4	3
3/4	San Diego (W)	6.0	3	0	0	2	2
3/5	San Diego (ND)	3.0	2	1	1	2	0
3/10	UCLA (ND)	4.0	3	2	2	3	9
3/11	UCLA (L)	4.0	6	5	5	1	1
3/12	UCLA (L)	1.1	4	8	7	3	1
3/15	Niagara (ND)	1.0	4	3	3	2	0
3/17	at Washington State (L)	3.1	6	5	5	4	4
3/18	at Washington State (ND)	3.1	11	7	7	0	4
3/19	at Washington State (ND)	0.1	3	7	5	3	0
3/24	Northwestern State (W)	6.0	5	1	1	3	3
3/25	Northwestern State (W)	6.0	6	2	2	3	5
3/25	Northwestern State (W)	6.0	4	2	2	4	2
3/26	Northwestern State (ND)	4.0	1	0	0	1	4
3/31	at Arizona (W)	7.0	5	3	2	2	5
4/1	at Arizona (ND)	1.2	9	10	8	3	2
4/2	at Arizona (ND)	4.1	3	1	1	4	3
4/4	Portland (ND)	3.1	3	1	1	2	1
4/7	Oregon State (W)	7.0	1	0	0	3	9
4/8	Oregon State (ND)	5.0	3	1	1	4	6
4/9	Oregon State (L)	1.0	2	5	5	3	1
4/11	San Francisco (W)	5.0	3	0	0	2	2
4/12	San Francisco (ND)	4.0	5	4	3	1	2
4/14	Stanford (W)	9.0	3	0	0	1	8
4/15	Stanford (W)	9.0	5	1	1	1	7
4/16	Stanford (ND)	2.0	0	2	1	5	4
4/18	at Portland (ND)	5.1	6	5	2	2	3
4/21	at California (ND)	6.1	6	4	4	3	5
4/22	at California (ND)	3.1	6	6	6	5	4
4/23	at California (ND)	4.0	4	1	1	0	3
4/25	Gonzaga (ND)	5.0	7	3	3	1	1
4/26	Gonzaga (W)	5.0	3	3	3	3	3
4/28	Arizona State (W)	6.2	4	2	1	2	7
4/29	Arizona State (W)	6.0	6	4	4	3	8
4/30	Arizona State (ND)	3.1	0	0	0	1	1
5/2	at Oregon State (L)	2.2	8	9	6	1	3
5/5	at USC (L)	2.1	6	6	6	2	2
5/6	at USC (ND)	5.2	6	4	4	3	4
5/7	at USC (L)	2.0	5	6	6	2	2
5/12	Washington (L)	3.2	6	8	8	5	6
5/13	Washington (L)	0.0	6	8	8	1	0
5/14	Washington (ND)	2.2	5	2	2	1	3
5/18	at Utah (ND)	3.1	7	5	-3	3	4
5/19	at Utah (W)	7.0	5	1	1	5	3
5/20	at Utah (W)	6.0	5	2	2	3	3
5/23	vs. California (ND)	3.0	4	2	2	1	2
5/25	vs. Stanford (ND)	1.0	7	6	6	0	1
5/26	vs. Washington (ND)	2.2	4	5	5	2	4
5/27	vs. Arizona (W)	6.0	7	3	2	0	3
<b>Totals</b>		<b>238.0</b>	<b>253</b>	<b>181</b>	<b>159</b>	<b>128</b>	<b>192</b>

### 2023 BULLPEN GAME-BY-GAME

Date	Opponent (W-L-ND-S)	IP	H	R	ER	BB	K
2/17	Xavier (W)	5.0	1	1	1	6	4
2/18	Xavier (ND)	2.0	0	0	0	0	4
2/18	Xavier (W)	5.0	7	2	1	1	6
2/19	Xavier (W)	3.0	0	0	0	4	5
2/24	UC Santa Barbara (ND)	6.0	6	4	4	9	6
2/25	UC Santa Barbara (ND)	5.0	7	6	5	3	7
2/25	UC Santa Barbara (ND)	7.0	7	3	3	4	10
3/2	San Diego (S)	4.0	4	1	1	2	4
3/3	San Diego (W)	3.2	2	1	1	2	3
3/4	San Diego (ND)	3.0	1	0	0	0	3
3/5	San Diego (W)	6.0	1	0	0	4	9
3/10	UCLA (W)	5.0	1	0	0	5	5
3/11	UCLA (ND)	5.0	3	3	3	5	6
3/12	UCLA (ND)	7.2	9	8	8	5	7
3/15	Niagara (L)	8.0	5	5	5	7	7
3/17	at Washington State (ND)	4.2	5	2	2	0	5
3/18	at Washington State (W)	5.2	3	1	1	3	6
3/19	at Washington State (W)	8.2	3	0	0	3	10
3/24	Northwestern State (ND)	3.0	2	0	0	4	4
3/25	Northwestern State (ND)	3.0	5	5	5	3	2
3/25	Northwestern State (S)	3.0	2	1	1	1	6
3/26	Northwestern State (W)	5.0	1	0	0	0	4
3/31	at Arizona (ND)	2.0	0	0	0	1	4
4/1	at Arizona (W/S)	7.1	8	1	1	3	9
4/2	at Arizona (W/S)	4.2	7	4	4	2	5
4/4	Portland (ND)	5.2	3	0	0	0	3
4/7	Oregon State (S)	2.0	1	0	0	1	4
4/8	Oregon State (L)	4.0	3	3	3	2	1
4/9	Oregon State (ND)	8.0	7	7	7	6	7
4/11	San Francisco (S)	4.0	4	3	3	2	2
4/12	San Francisco (W)	5.0	1	2	1	2	6
4/14	Stanford (ND)	0.0	0	0	0	0	0
4/15	Stanford (ND)	0.0	0	0	0	0	0
4/16	Stanford (L)	7.0	7	4	4	5	6
4/18	at Portland (L)	3.1	5	5	4	2	6
4/21	at California (W/S)	2.2	1	0	0	2	4
4/22	at California (L)	4.2	3	2	2	0	3
4/23	at California (W)	5.0	6	2	2	2	4
4/25	Gonzaga (W)	4.0	4	1	1	1	2
4/26	Gonzaga (ND)	4.0	4	2	2	4	3
4/28	Arizona State (ND)	2.1	2	3	2	1	2
4/29	Arizona State (S)	3.0	5	6	6	0	1
4/30	Arizona State (L)	5.2	9	9	9	6	4
5/2	at Oregon State (ND)	5.1	4	2	2	4	5
5/5	at USC (ND)	5.2	2	1	1	5	5
5/6	at USC (W/S)	3.1	1	1	1	1	5
5/7	at USC (ND)	6.0	8	5	4	3	7
5/12	Washington (ND)	5.1	7	6	5	3	4
5/13	Washington (ND)	9.0	12	10	10	3	8
5/14	Washington (L)	6.1	10	9	9	7	5
5/18	at Utah (L)	4.2	4	7	4	3	4
5/19	at Utah (ND)	2.0	3	0	0	1	0
5/20	at Utah (ND)	3.0	2	1	1	0	3
5/23	vs. California (W/S)	6.0	2	0	0	2	7
5/25	vs. Stanford (W)	9.0	5	0	0	7	5
5/26	vs. Washington (W)	6.1	8	2	2	2	7
5/27	vs. Arizona (S)	3.0	3	1	1	3	2
<b>Totals</b>		<b>267.2</b>	<b>227</b>	<b>142</b>	<b>132</b>	<b>157</b>	<b>266</b>

## INDIVIDUAL BULLPEN APPEARANCES

### 30 • Austin Anderson • Jr. • RHP

Date	Opponent (W-L-ND-S)	IP	H	R	ER	BB	K
2/17	Xavier (ND)	1.0	0	0	0	2	0
2/25	UC Santa Barbara (ND)	2.0	1	0	0	1	4
3/5	San Diego (W)	2.0	0	0	0	0	2
3/10	UCLA (ND)	1.0	0	0	0	1	0
3/12	UCLA (ND)	1.2	0	0	0	1	2
3/15	Niagara (ND)	0.2	1	1	1	2	1
3/18	at Washington State (ND)	0.2	0	0	0	1	1
3/31	at Arizona (ND)	2.0	0	0	0	1	4
4/2	at Arizona (W)	1.0	0	0	0	1	1
4/8	Oregon State (ND)	1.0	0	0	0	0	1
4/9	Oregon State (ND)	1.0	0	0	0	1	2
4/12	San Francisco (W)	2.0	0	0	0	1	4
4/16	Stanford (ND)	0.1	1	0	0	2	1
4/18	at Portland (ND)	0.2	1	0	0	1	1
4/23	at California (ND)	1.1	2	0	0	2	2
4/26	Gonzaga (ND)	0.2	0	0	0	1	1
5/19	at Utah (ND)	0.2	0	1	1	1	0
5/23	vs. California (ND)	1.0	1	0	0	0	2
5/25	vs. Stanford (ND)	1.2	1	0	0	1	1
5/27	vs. Arizona (ND)	1.0	1	0	0	2	2

### 12 • Matt Dalias • Sr. • RHP

Date	Opponent (W-L-ND-S)	IP	H	R	ER	BB	K
2/18	Xavier (S)	2.0	3	1	1	0	2
2/25	UC Santa Barbara (ND)	1.1	1	1	1	1	1
3/2	San Diego (ND)	2.2	2	1	1	1	3
3/5	San Diego (ND)	1.1	0	0	0	1	3
3/10	UCLA (W)	2.0	0	0	0	1	2
3/15	Niagara (ND)	2.0	1	0	0	1	1
3/18	at Washington State (ND)	1.0	0	0	0	0	0
3/19	at Washington State (W)	4.0	1	0	0	0	1
3/26	Northwestern State (W)	4.0	1	0	0	0	2
4/1	at Arizona (W)	1.0	1	0	0	1	1
4/2	at Arizona (ND)	1.2	5	4	4	0	1
4/7	Oregon State (ND)	0.2	1	0	0	1	1
4/9	Oregon State (ND)	3.0	0	0	0	1	4
4/16	Stanford (L)	4.0	5	4	4	3	1
4/21	at California (W)	0.2	0	0	0	0	0
4/22	at California (ND)	2.0	1	1	1	0	0
4/23	at California (ND)	0.2	0	0	0	0	0
4/26	Gonzaga (ND)	2.0	1	0	0	0	2
4/29	Arizona State (S)	3.0	5	6	6	0	1
5/6	at USC (W)	1.1	1	1	1	1	1
5/7	at USC (ND)	1.0	2	1	0	0	1
5/13	Washington (ND)	0.2	4	5	5	2	0
5/14	Washington (L)	0.1	1	3	3	1	1
5/23	vs. California (ND)	1.2	0	0	0	2	1
5/26	vs. Washington (ND)	1.0	0	0	0	0	1
5/27	vs. Arizona (S)	2.0	2	1	1	1	0

### 46 • Matthew Grabmann • Fr. • RHP

Date	Opponent (W-L-ND-S)	IP	H	R	ER	BB	K
3/11	UCLA (ND)	2.2	1	1	1	3	4
3/15	Niagara (ND)	2.0	0	0	0	2	0
3/19	at Washington State (ND)	3.0	1	0	0	3	4
4/1	at Arizona (ND)	3.1	4	0	0	2	4
4/8	Oregon State (L)	1.2	3	3	3	2	0
4/11	San Francisco (ND)	0.1	2	1	1	1	0
4/18	at Portland (ND)	0.1	0	0	0	0	0

### 2 • Grayson Grinsell • Fr. • LHP

Date	Opponent (W-L-ND-S)	IP	H	R	ER	BB	K
2/18	Xavier (ND)	2.0	0	0	0	0	4
2/25	UC Santa Barbara (ND)	1.2	2	3	2	1	3
3/4	San Diego (ND)	1.0	0	0	0	0	2
3/10	UCLA (ND)	1.0	1	0	0	2	2
3/12	UCLA (ND)	1.2	2	1	1	0	2
3/15	Niagara (ND)	0.0	2	2	2	1	0
3/18	at Washington State (W)	3.0	1	0	0	2	4
3/25	Northwestern State (S)	3.0	2	1	1	1	6
4/1	at Arizona (ND)	1.2	3	1	1	0	2
4/2	at Arizona (ND)	0.1	1	0	0	0	1
4/8	Oregon State (ND)	1.1	0	0	0	0	0
4/11	San Francisco (ND)	1.2	1	2	2	1	0
4/16	Stanford (ND)	1.2	0	0	0	0	2
4/18	at Portland (ND)	0.2	2	1	1	0	1
4/21	at California (ND)	0.1	0	0	0	1	0
4/22	at California (L)	0.1	1	1	1	0	0
4/25	Gonzaga (ND)	1.0	1	0	0	1	2
4/28	Arizona State (ND)	1.1	2	2	2	0	2
4/30	Arizona State (ND)	0.2	1	0	0	2	1
5/6	at USC (ND)	1.0	0	0	0	0	2
5/7	at USC (ND)	2.0	1	0	0	1	4
5/14	Washington (ND)	2.1	2	1	1	1	2
5/18	at Utah (ND)	2.2	0	0	0	0	0
5/20	at Utah (ND)	1.0	0	0	0	0	1
5/26	vs. Washington (W)	3.2	2	0	0	1	6

### 33 • Jacob Hughes • So. • RHP

Date	Opponent (W-L-ND-S)	IP	H	R	ER	BB	K
2/17	Xavier (ND)	2.0	0	1	1	4	2
2/24	UC Santa Barbara (ND)	1.0	1	0	0	2	2
3/24	Northwestern State (ND)	1.0	2	0	0	1	2
4/4	Portland (ND)	1.0	0	0	0	0	1
4/9	Oregon State (ND)	0.1	0	1	1	2	0
4/12	San Francisco (ND)	1.0	0	0	0	0	0
4/28	Arizona State (ND)	1.0	0	1	0	1	0
4/30	Arizona State (ND)	0.1	0	0	0	0	0
5/2	at Oregon State (ND)	1.0	0	0	0	1	2
5/5	at USC (ND)	2.2	0	0	0	5	3
5/12	Washington (ND)	0.1	2	2	2	2	0
5/14	Washington (ND)	1.0	1	2	2	4	1

### 22 • Jackson Jaha • Fr. • RHP

Date	Opponent (W-L-ND-S)	IP	H	R	ER	BB	K
2/25	UC Santa Barbara (ND)	1.1	0	0	0	0	1
3/12	UCLA (ND)	1.0	2	2	2	2	0

### 49 • Dylan McShane • Fr. • RHP

Date	Opponent (W-L-ND-S)	IP	H	R	ER	BB	K
2/19	Xavier (W)	1.0	0	0	0	0	2
2/24	UC Santa Barbara (ND)	1.0	1	0	0	0	1
3/4	San Diego (ND)	1.0	0	0	0	0	0
3/5	San Diego (ND)	0.2	0	0	0	1	0
3/11	UCLA (ND)	1.0	2	2	2	1	0
3/15	Niagara (L)	1.0	1	2	2	1	1
3/24	Northwestern State (ND)	1.0	0	0	0	1	1
4/4	Portland (ND)	1.0	1	0	0	0	1
4/9	Oregon State (ND)	0.0	2	3	3	1	0
5/2	at Oregon State (ND)	1.0	0	0	0	1	0
5/5	at USC (ND)	3.0	2	1	1	0	2
5/12	Washington (ND)	3.1	2	1	0	0	2
5/14	Washington (ND)	1.0	3	1	1	0	0
5/18	at Utah (L)	0.0	1	5	4	1	0
5/20	at Utah (ND)	1.0	2	1	1	0	0
5/23	vs. California (ND)	1.0	0	0	0	0	2
5/25	vs. Stanford (ND)	0.1	1	0	0	0	0
5/26	vs. Washington (ND)	0.2	2	2	2	1	0



## INDIVIDUAL BULLPEN APPEARANCES

### 20 • Logan Mercado • Jr. • RHP

Date	Opponent (W-L-ND-S)	IP	H	R	ER	BB	K
2/17	UC Santa Barbara (ND)	3.2	3	4	4	6	3
3/3	San Diego (W)	3.2	2	1	1	2	3
3/12	UCLA (ND)	3.1	5	5	5	2	3
3/17	at Washington State (ND)	4.2	5	2	2	0	5
4/26	Gonzaga (ND)	1.0	1	0	0	0	0
5/23	vs. California (W)	1.1	0	0	0	0	2
5/25	vs. Stanford (ND)	4.1	1	0	0	3	0

### 40 • Josh Mollerus • Sr. • RHP

Date	Opponent (W-L-ND-S)	IP	H	R	ER	BB	K
2/17	Xavier (W)	1.0	0	0	0	0	2
2/19	Xavier (S)	1.0	0	0	0	1	2
2/25	UC Santa Barbara (ND)	0.2	0	0	0	1	1
3/2	San Diego (S)	1.1	2	0	0	1	1
3/5	San Diego (ND)	2.0	1	0	0	1	4
3/10	UCLA (ND)	1.0	0	0	0	1	1
3/15	Niagara (ND)	1.0	0	0	0	0	4
3/19	at Washington State (ND)	1.2	1	0	0	0	1
3/26	Northwestern State (ND)	1.0	0	0	0	0	2
4/1	at Arizona (S)	1.0	0	0	0	1	1
4/2	at Arizona (S)	1.2	1	0	0	1	2
4/7	Oregon State (S)	1.1	0	0	0	0	3
4/11	San Francisco (S)	2.0	1	0	0	0	2
4/16	Stanford (ND)	1.0	1	0	0	0	2
4/18	at Portland (L)	1.2	2	4	3	1	4
4/21	at California (S)	1.2	1	0	0	1	4
4/23	at California (ND)	1.0	1	1	1	0	1
4/30	Arizona State (L)	2.1	4	4	4	2	1
5/6	at USC (S)	1.0	0	0	0	0	2
5/14	Washington (ND)	1.2	3	2	2	1	1
5/20	at Utah (ND)	1.0	0	0	0	0	2
5/23	vs. California (S)	1.0	1	0	0	0	0
5/25	vs. Stanford (W)	2.2	2	0	0	3	4

### 53 • Logan Olson • Fr. • LHP

Date	Opponent (W-L-ND-S)	IP	H	R	ER	BB	K
2/19	Xavier (ND)	1.0	0	0	0	3	1
3/4	San Diego (ND)	1.0	0	0	0	0	1
3/24	Northwestern State (ND)	1.0	0	0	0	2	1
4/12	San Francisco (ND)	2.0	1	2	1	1	2
4/26	Gonzaga (ND)	0.1	2	2	2	3	0
4/30	Arizona State (ND)	0.0	1	0	0	0	0
5/18	at Utah (ND)	1.0	1	1	0	1	1

### 41 • Jackson Pace • Fr. • RHP

Date	Opponent (W-L-ND-S)	IP	H	R	ER	BB	K
2/25	UC Santa Barbara (ND)	3.0	5	2	2	1	4
3/25	Northwestern State (ND)	2.2	4	5	5	3	2
4/9	Oregon State (ND)	1.0	0	0	0	0	0
5/7	at USC (ND)	1.0	0	0	0	1	1

### 43 • Gus Rogers • Fr. • LHP

Date	Opponent (W-L-ND-S)	IP	H	R	ER	BB	K
2/25	UC Santa Barbara (ND)	0.2	4	3	3	0	2

### 32 • Turner Spoljaric • Fr. • RHP

Date	Opponent (W-L-ND-S)	IP	H	R	ER	BB	K
2/18	Xavier (W)	3.0	4	1	1	0	4
2/25	UC Santa Barbara (ND)	1.1	1	0	0	2	1
4/4	Portland (W)	3.2	2	0	0	0	1
4/9	Oregon State (ND)	2.0	4	2	2	1	1
4/30	Arizona State (ND)	0.1	2	2	2	1	1
5/2	at Oregon State (ND)	3.1	4	2	2	2	3
5/7	at USC (ND)	2.0	5	4	4	1	1
5/13	Washington (ND)	5.1	6	4	4	0	5

### 24 • Leo Uelmen • Fr. • RHP

Date	Opponent (W-L-ND-S)	IP	H	R	ER	BB	K
4/22	at California (ND)	2.1	1	0	0	0	3
4/25	Gonzaga (W)	3.0	3	1	1	0	0
4/30	Arizona State (ND)	2.0	1	3	3	2	2
5/12	Washington (ND)	1.1	3	3	3	1	2

### 24 • Ian Umlandt • Fr. • LHP

Date	Opponent (W-L-ND-S)	IP	H	R	ER	BB	K
2/17	Xavier (ND)	1.0	0	0	0	0	0
2/24	UC Santa Barbara (ND)	0.1	1	0	0	1	0
3/5	San Diego (ND)	0.0	0	0	0	1	0
3/11	UCLA (ND)	1.1	0	0	0	1	2
3/15	Niagara (ND)	1.0	0	0	0	0	0
3/18	at Washington State (ND)	1.0	2	1	1	0	1
3/25	Northwestern State (ND)	0.1	1	0	0	0	0
4/9	Oregon State (ND)	0.2	1	1	1	0	0
5/12	Washington (ND)	0.1	0	0	0	0	0
5/13	Washington (ND)	3.0	2	1	1	1	3
5/18	at Utah (ND)	1.0	2	1	0	0	0
5/19	at Utah (ND)	1.2	3	0	0	0	0
5/26	vs. Washington (ND)	1.0	4	0	0	0	0

## POSITION PLAYER PROFILES



# Anson AROZ

**FR • 5-11 • 195 • C**

Auburn, Calif. • Placer HS

### CAREER HIGHS

**Hits:** 2, 2x, last at USC (5/7/23)  
**Runs:** 1, 3x, last vs. Arizona State (4/28/23)  
**RBI:** 3, at California (4/22/23)  
**Doubles:** 1, at USC (5/7/23)  
**Triples:** None  
**Home Runs:** 1, at California (4/22/23)  
**Walks:** 1, 2x, last vs. Arizona State (4/30/23)  
**Stolen Bases:** 1, vs. Arizona State (4/28/23)

### SEASON HIGHS

**Hits:** 2, 2x, last at USC (5/7/23)  
**Runs:** 1, 3x, last vs. Arizona State (4/28/23)  
**RBI:** 3, at California (4/22/23)  
**Doubles:** 1, at USC (5/7/23)  
**Triples:** None  
**Home Runs:** 1, at California (4/22/23)  
**Walks:** 1, 2x, last vs. Arizona State (4/30/23)  
**Stolen Bases:** 1, vs. Arizona State (4/28/23)

### 2023 SEASON/CAREER HIGHLIGHTS

- Made first career start behind the plate in game three at USC (5/7/23) going 2-for-4 with a double and a RBI
- Homered in first career start at Cal (4/22/23)
- Had multiple hits in first career start (2-for-3)
- Drove in multiple runs in first career start (3)
- First career hit and RBI came against San Francisco (4/12/23)
- Made season debut as a pinch hitter vs. UC Santa Barbara (2/23/23)
- Missed most of true freshman season with an injury
- Played in one game in 2022 making career debut at San Diego (2/19/22)
- Top-10 catching prospect out of high school by Prep Baseball Report (No. 9)
- Uncle is one of the original founders of the PBR (Professional Bull Riding)

### 2023 Oregon Baseball Individual Game-by-Game for Oregon (as of May 28, 2023)

#### #77 Aroz, Anson - 16 games (All games)

Date	Opponent	Pos	AB	R	H	RBI	2B	3B	HR	BB	SB	CS	HBP	SAC	SF	GDP	K	PO	A	E	Avg	
2/24/23	UC SANTA BARBARA	ph	1	0	0	0	0	0	0	0	0	0	0	0	0	0	0	0	0	0	0	.000
2/25/23	UC SANTA BARBARA	ph	1	0	0	0	0	0	0	0	0	0	0	0	0	0	1	0	0	0	0	.000
3/25/23	NORTHWESTERN ST	c	0	0	0	0	0	0	0	0	0	0	0	0	0	0	0	0	0	0	0	.000
3/25/23	NORTHWESTERN ST	ph	1	0	0	0	0	0	0	0	0	0	0	0	0	0	1	0	0	0	0	.000
4/12/23	SAN FRANCISCO	c	3	0	1	1	0	0	0	0	0	0	0	0	0	0	0	6	0	1	0	.167
4/22/23	at California	*dh	3	1	2	3	0	0	1	0	0	0	1	0	0	0	0	0	0	0	0	.333
4/23/23	at California	*dh	4	0	1	0	0	0	0	0	0	0	0	0	0	0	0	0	0	0	0	.308
4/25/23	GONZAGA	*dh	4	1	0	1	0	0	0	1	0	0	0	0	0	0	2	0	0	0	0	.235
4/28/23	ARIZONA STATE	*dh	4	1	1	1	0	0	0	0	1	0	0	0	0	0	1	0	0	0	0	.238
4/30/23	ARIZONA STATE	*dh	3	0	0	0	0	0	0	1	0	0	0	0	0	0	0	0	0	0	0	.208
5/2/23	at Oregon State	ph/c	1	0	1	0	0	0	0	0	0	0	0	0	0	0	0	2	0	0	0	.240
5/7/23	at USC	*c	4	0	2	1	1	0	0	0	0	0	0	0	0	1	0	8	1	1	0	.276
5/12/23	WASHINGTON	ph	1	0	1	0	0	0	0	0	0	0	0	0	0	0	0	0	0	0	0	.300
5/13/23	WASHINGTON	ph/c	2	0	0	0	0	0	0	0	0	0	0	0	0	0	1	1	0	0	0	.281
5/18/23	at Utah	ph/c	1	0	0	0	0	0	0	0	0	0	0	0	0	0	0	0	1	0	0	.273
5/20/23	at Utah	c	0	0	0	0	0	0	0	0	0	0	0	0	0	0	0	2	0	0	0	.273
Totals		6gs	33	3	9	7	1	0	1	2	1	0	1	0	0	1	6	19	2	2	0	.273

On base pct. .333 • Slugging pct. .394

### AROS'S CAREER STATS

Year	AVG	GP	GS	AB	R	H	2B	3B	HR	RBI	OBP	SLG	OPS	BB	HBP	SO	GDP	SF	SH	SB	SBA	PO	A	E	FLD PCT
2022	.000	1	0	1	0	0	0	0	0	0	.000	.000	.000	0	0	1	0	0	0	0	0	0	0	0	.000
2023	.273	16	6	33	3	9	1	0	1	7	.333	.394	.727	2	1	6	1	0	1	1	1	19	2	2	.913
<b>Total</b>	<b>.265</b>	<b>17</b>	<b>6</b>	<b>34</b>	<b>3</b>	<b>9</b>	<b>1</b>	<b>0</b>	<b>1</b>	<b>7</b>	<b>.324</b>	<b>.382</b>	<b>.706</b>	<b>2</b>	<b>1</b>	<b>7</b>	<b>1</b>	<b>0</b>	<b>0</b>	<b>1</b>	<b>1</b>	<b>19</b>	<b>2</b>	<b>2</b>	<b>.913</b>







## POSITION PLAYER PROFILES



# Josiah CROMWICK

**JR • 6-1 • 205 • C**

*Las Vegas, Nev. • Palo Verde HS*

### CAREER HIGHS

**Hits:** 4, 2x, last at Washington State (3/19/23)  
**Runs:** 2, 7x, last vs. Arizona State (4/29/23)  
**RBI:** 5, 2x, last vs. Xavier (2/18/23)  
**Doubles:** 1, 15x, last vs. Oregon State (4/7/23)  
**Triples:** None  
**Home Runs:** 2, vs. Xavier (2/18/23)  
**Walks:** 2, vs. California (5/1/22)  
**Stolen Bases:** 1, 6x, last vs. Northwestern State (3/25/23)

### SEASON HIGHS

**Hits:** 4, at Washington State (3/19/23)  
**Runs:** 2, 5x, last vs. Arizona State (4/29/23)  
**RBI:** 5, vs. Xavier (2/18/23)  
**Doubles:** 1, 7x, last vs. Oregon State (4/7/23)  
**Triples:** None  
**Home Runs:** 2, vs. Xavier (2/18/23)  
**Walks:** 1, 5x, last vs. Stanford (5/25/23)  
**Stolen Bases:** 1, 3x, last vs. Northwestern State (3/25/23)

### 2023 SEASON/CAREER HIGHLIGHTS

- Named one of Collegiate Baseball's National Players of the Week following Xavier series
- Had first career multi-HR game in game 1 of DH vs. Xavier while also matching career high with 5 RBI (2/18/23)
- Hit second grand slam of the season/career vs. UCSB (3/5/22)
- Added second 3-run HR vs. USC in the 8th inning to tie the game and help the Ducks rally from five runs down for a win (3/27/22)
- Blasted a 3-run HR vs. SJU in a 6-0 win in the finale (2/8/22)
- Hit a go-ahead grand slam in the top of the 8th of Oregon's series finale win at SD (2/21/22)
- Finished with 5 RBI in the game (and inning) after singling home a run later in the 8th
- Made career debut as in game one of UC Santa Barbara doubleheader as defensive substitution (3/6/21)
- Made first career start in game two of that doubleheader
- Went 2-for-6 with two runs scored in first career start

### 2023 Oregon Baseball Individual Game-by-Game for Oregon (as of May 28, 2023)

#### #27 Cromwick, Josiah - 37 games (All games)

Date	Opponent	Pos	AB	R	H	RBI	2B	3B	HR	BB	SB	CS	HBP	SAC	SF	GDP	K	PO	A	E	Avg
2/17/23	XAVIER	*c	3	1	1	0	1	0	0	0	0	0	0	0	0	0	2	11	0	0	.333
2/18/23	XAVIER-1	*c	3	2	2	5	0	0	2	0	0	0	0	0	0	0	0	6	0	0	.500
2/19/23	XAVIER	*c	3	1	1	1	0	0	1	1	1	0	0	0	0	0	1	8	1	0	.444
2/24/23	UC SANTA BARBARA	*c	3	0	0	1	0	0	0	0	0	0	0	0	1	0	0	8	0	0	.333
2/25/23	UC SANTA BARBARA-	*c	3	0	1	0	0	0	0	0	0	0	0	0	0	0	2	13	1	1	.333
2/25/23	UC SANTA BARBARA-	*c	0	0	0	0	0	0	0	0	0	0	0	0	0	0	0	0	0	1	.333
3/2/23	SAN DIEGO	*c	2	0	0	0	0	0	0	1	0	0	0	0	0	0	0	9	0	0	.294
3/3/23	SAN DIEGO	*c	4	0	0	0	0	0	0	0	0	0	0	0	0	0	2	6	0	0	.238
3/10/23	UCLA	*c	4	0	0	0	0	0	0	0	0	0	0	0	0	0	2	14	0	0	.200
3/12/23	UCLA	*c	0	0	0	0	0	0	0	0	0	0	0	0	0	0	0	0	0	0	.200
3/15/23	NIAGARA	*c	3	0	2	1	1	0	0	1	0	0	0	0	0	0	0	11	1	0	.250
3/17/23	at Washington State	*c	3	0	1	0	1	0	0	0	0	0	0	1	0	0	0	9	2	0	.258
3/19/23	at Washington State	*c	5	2	4	4	0	0	1	0	0	0	0	0	0	0	1	10	0	0	.333
3/24/23	NORTHWESTERN ST	*c	3	0	1	2	1	0	0	0	1	0	0	0	0	0	2	5	0	0	.333
3/25/23	NORTHWESTERN ST	*c	3	2	1	2	1	0	0	1	1	0	0	0	0	0	0	0	0	0	.333
3/26/23	NORTHWESTERN ST	*c	4	0	0	0	0	0	0	0	0	0	0	0	0	0	3	6	2	0	.304
3/31/23	at Arizona	*c	5	2	1	0	0	0	0	0	0	0	0	1	0	0	0	9	0	0	.294
4/1/23	at Arizona	*c	1	0	1	0	0	0	0	0	0	0	0	0	0	0	2	4	0	0	.308
4/2/23	at Arizona	*c	5	0	1	0	1	0	0	0	0	0	0	0	0	0	2	8	0	0	.298
4/7/23	OREGON STATE	*c	3	0	1	0	1	0	0	0	0	0	0	0	0	0	2	13	0	0	.300
4/8/23	OREGON STATE	*c	0	0	0	0	0	0	0	0	0	0	0	0	0	0	0	1	0	0	.300
4/9/23	OREGON STATE	*c	2	0	0	0	0	0	0	0	0	0	0	0	0	0	0	8	1	0	.290
4/12/23	SAN FRANCISCO	*c	2	1	0	0	0	0	0	0	0	0	0	1	0	0	0	2	0	0	.281
4/14/23	STANFORD	*c	3	0	0	0	0	0	0	0	0	0	0	0	0	0	0	8	0	0	.269
4/15/23	STANFORD	*c	4	0	1	1	0	0	0	0	0	0	0	0	0	0	1	7	0	0	.268
4/16/23	STANFORD	*c	3	0	0	0	0	0	0	0	0	0	0	0	0	0	3	10	1	0	.257
4/21/23	at California	*c	4	0	0	0	0	0	0	0	0	0	0	0	0	0	3	9	0	0	.244
4/23/23	at California	*c	0	0	0	0	0	0	0	0	0	0	0	0	0	0	0	0	1	0	.244
4/26/23	GONZAGA	*c	3	1	1	1	0	0	1	0	0	0	0	1	0	0	1	6	0	0	.247
4/28/23	ARIZONA STATE	*c	4	1	1	0	0	0	0	0	0	0	0	0	0	0	2	9	0	1	.247
4/29/23	ARIZONA STATE	*c	4	2	2	3	0	0	1	0	0	0	0	1	0	0	1	9	0	0	.258
5/5/23	at USC	*c	4	0	1	0	0	0	0	0	0	0	0	0	0	0	2	8	0	0	.258
5/6/23	at USC	*c	2	0	0	0	0	0	0	0	0	0	0	0	0	0	0	4	2	0	.253
5/12/23	WASHINGTON	*c	3	1	1	2	0	0	1	0	0	0	0	0	0	0	1	10	0	0	.255
5/14/23	WASHINGTON	*c	4	0	1	0	0	0	0	0	0	0	0	0	0	0	0	8	0	0	.255
5/18/23	at Utah	*c	3	0	0	0	0	0	0	0	0	0	0	0	0	0	2	7	0	1	.248
5/25/23	vs Stanford	c	0	0	0	0	0	0	0	1	0	0	0	0	0	0	0	2	0	0	.248
Totals		31gs	105	16	26	23	7	0	7	5	3	0	4	1	1	0	38	265	13	4	.248

On base pct. .304 • Slugging pct. .514

### CROMWICK'S CAREER STATS

Year	AVG	GP	GS	AB	R	H	2B	3B	HR	RBI	OBP	SLG	OPS	BB	HBP	SO	GDP	SF	SH	SB	SBA	PO	A	E	FLD PCT
2021	.280	10	6	25	3	7	1	0	0	1	.357	.320	.677	2	1	3	0	0	0	1	1	50	7	0	1.000
2022	.266	43	31	128	17	34	8	0	4	23	.343	.422	.765	9	6	35	3	0	0	2	4	207	24	6	.975
2023	.248	37	31	105	16	26	7	0	7	23	.304	.514	.818	5	4	38	0	1	1	3	3	265	13	4	.986
<b>Totals</b>	<b>.260</b>	<b>90</b>	<b>68</b>	<b>258</b>	<b>36</b>	<b>67</b>	<b>16</b>	<b>0</b>	<b>11</b>	<b>47</b>	<b>.329</b>	<b>.450</b>	<b>.779</b>	<b>16</b>	<b>11</b>	<b>76</b>	<b>3</b>	<b>1</b>	<b>1</b>	<b>6</b>	<b>8</b>	<b>522</b>	<b>44</b>	<b>10</b>	<b>.983</b>

## POSITION PLAYER PROFILES



# Owen DIODATI

**JR • 6-3 • 215 • OF**

Niagara Falls, Ont. • A.N. Meyr Secondary / Alabama

### CAREER HIGHS

**Hits:** 3, 5x, last at Samford (4/26/22)  
**Runs:** 4, vs. Northeastern (2/15/20)  
**RBI:** 4, 5x, last vs. Auburn (4/17/21)  
**Doubles:** 1, 16x, last at Arizona (4/1/23)  
**Triples:** 1, 2x, last vs. UTM (2/23/21)  
**Home Runs:** 2, 2x, last at Tennessee (4/15/22)  
**Walks:** 5, vs. Harvard (2/28/20)  
**Stolen Bases:** 1, 5x, last at Samford (4/26/22)

### SEASON HIGHS

**Hits:** 1, 8x, last at Arizona (4/1/23)  
**Runs:** 1, 3x, last at Arizona (4/1/23)  
**RBI:** 2, 2x, last vs. UCLA 3/10/23)  
**Doubles:** 1, 3x, last at Arizona (4/1/23)  
**Triples:** None  
**Home Runs:** 1, vs. UCLA (3/10/23)  
**Walks:** 2, vs. San Diego (3/4/23)  
**Stolen Bases:** None

### 2023 SEASON/CAREER HIGHLIGHTS

- Had walk offs in each of the last two seasons vs. Xavier (HR in 2022, SF in 2023)
- Three career walk-offs (SF vs. Xavier on 2/17/23; 2-run HR vs. Xavier on 2/18/22; Grand slam vs. South Alabama on 4/11/21)
- Transfer from Alabama (2020-22)
- 2022 third-Team CoSIDA Academic All-American and first-team Academic All-District 4
- SEC Spring Academic Honor Roll (2021, 2022)
- Freshman All-American -- Collegiate Baseball (2020)
- First-team All-Canadian -- Canadian Baseball Network (2020)
- SEC Co-Freshman of the Week (2/17/20)
- SEC first-year academic honor roll (2019-20)

### 2023 Oregon Baseball Individual Game-by-Game for Oregon (as of May 28, 2023)

#### #10 Diodati, Owen - 25 games (All games)


Date	Opponent	Pos	AB	R	H	RBI	2B	3B	HR	BB	SB	CS	HBP	SAC	SF	GDP	K	PO	A	E	Avg
2/17/23	XAVIER	*of	3	0	1	2	1	0	0	0	0	0	0	0	1	0	1	2	0	0	.333
2/18/23	XAVIER-1	*of	3	1	0	0	0	0	0	0	0	0	0	0	0	0	1	2	0	0	.167
2/18/23	XAVIER-2	*of	3	0	1	0	0	0	0	1	0	0	0	0	0	0	1	1	0	0	.222
2/19/23	XAVIER	*dh	4	0	0	0	0	0	0	0	0	0	0	0	0	0	1	0	0	0	.154
2/24/23	UC SANTA BARBARA	*of	4	0	1	0	0	0	0	0	0	0	0	0	0	0	1	2	0	0	.176
2/25/23	UC SANTA BARBARA-	*of	3	0	1	0	0	0	0	0	0	0	0	0	0	0	1	1	0	0	.200
2/25/23	UC SANTA BARBARA-	*of	3	0	1	0	0	0	0	0	0	0	0	0	0	0	1	1	0	0	.217
3/3/23	SAN DIEGO	*of	4	0	1	0	1	0	0	0	0	0	0	0	0	0	1	2	0	0	.222
3/4/23	SAN DIEGO	*of	2	0	0	0	0	0	0	2	0	0	0	0	0	0	0	1	0	0	.207
3/5/23	SAN DIEGO	*of	2	0	0	0	0	0	0	1	0	0	0	0	0	0	2	3	1	0	.194
3/10/23	UCLA	*of	4	1	1	2	0	0	1	0	0	0	0	0	0	0	0	1	0	0	.200
3/11/23	UCLA	*of	3	0	0	0	0	0	0	0	0	0	0	0	0	0	0	1	2	0	.184
3/12/23	UCLA	ph	1	0	0	0	0	0	0	0	0	0	0	0	0	0	0	0	0	0	.179
3/15/23	NIAGARA	*of	2	0	0	0	0	0	0	0	0	0	0	0	0	0	0	1	1	0	.171
3/24/23	NORTHWESTERN ST	ph	1	0	0	0	0	0	0	0	0	0	0	0	0	0	0	0	0	0	.167
3/25/23	NORTHWESTERN ST	ph	1	0	0	0	0	0	0	0	0	0	0	0	0	0	0	1	0	0	.163
3/31/23	at Arizona	ph	1	0	0	0	0	0	0	0	0	0	0	0	0	0	0	1	0	0	.159
4/1/23	at Arizona	ph	1	1	1	1	1	0	0	0	0	0	0	0	0	0	0	0	0	0	.178
4/2/23	at Arizona	*dh	3	0	0	0	0	0	0	0	0	0	1	0	0	0	1	0	0	0	.167
4/4/23	PORTLAND	*dh	2	0	0	0	0	0	0	1	0	0	0	0	0	0	2	0	0	0	.160
4/21/23	at California	ph	1	0	0	0	0	0	0	0	0	0	0	0	0	0	0	0	0	0	.157
4/23/23	at California	ph	1	0	0	0	0	0	0	0	0	0	0	0	0	0	0	0	0	0	.154
4/29/23	ARIZONA STATE	ph	1	0	0	0	0	0	0	0	0	0	0	0	0	0	1	0	0	0	.151
5/2/23	at Oregon State	ph/of	1	0	0	0	0	0	0	0	0	0	0	0	0	0	0	1	0	0	.148
5/25/23	vs Stanford	ph/dh	1	0	0	0	0	0	0	0	0	0	0	0	0	0	1	0	0	0	.145
Totals		15gs	55	3	8	5	3	0	1	5	0	0	1	0	1	0	20	19	1	0	.145

On base pct. .226 • Slugging pct. .255

### DIODATI'S CAREER STATS

Year	AVG	GP	GS	AB	R	H	2B	3B	HR	RBI	OBP	SLG	OPS	BB	HBP	SO	GDP	SF	SH	SB	SBA	PO	A	E	FLD PCT
2020(BAMA)	.309	17	14	55	13	17	3	1	5	22	.431	.673	1.104	13	1	13	0	3	0	1	1	1	0	0	1.000
2021(BAMA)	.230	56	55	200	30	46	3	1	11	40	.314	.420	.734	19	6	61	1	1	0	1	2	14	1	1	.938
2022(BAMA)	.242	49	41	157	27	38	7	0	8	26	.360	.439	.799	25	4	43	4	0	0	3	3	27	2	0	1.000
2023	.145	25	15	55	3	8	3	0	1	5	.226	.255	.481	5	1	20	0	1	0	0	0	19	1	0	1.000
<b>Totals</b>	<b>.233</b>	<b>149</b>	<b>125</b>	<b>467</b>	<b>73</b>	<b>109</b>	<b>16</b>	<b>2</b>	<b>25</b>	<b>93</b>	<b>.334</b>	<b>.437</b>	<b>.771</b>	<b>61</b>	<b>12</b>	<b>137</b>	<b>5</b>	<b>5</b>	<b>0</b>	<b>5</b>	<b>6</b>	<b>61</b>	<b>4</b>	<b>1</b>	<b>.985</b>

## POSITION PLAYER PROFILES



# Tyler GANUS

**JR • 6-1 • 195 • UTL**

*Los Angeles, Calif. • Harvard-Westlake HS*

### CAREER HIGHS

**Hits:** 2, vs. Portland (3/8/22)  
**Runs:** 2, 2x, last vs. Portland (3/8/22)  
**RBI:** 3, vs. Portland (3/8/22)  
**Doubles:** None  
**Triples:** None  
**Home Runs:** 1, vs. Portland (3/8/22)  
**Walks:** 1, 5x, last at USC (5/6/22)  
**Stolen Bases:** 1, vs. USC (3/26/22)

### SEASON HIGHS

**Hits:** 1, 2x, last vs. Northwestern State (3/24/23)  
**Runs:** 1, 5x, last vs. Stanford (5/25/23)  
**RBI:** None  
**Doubles:** None  
**Triples:** None  
**Home Runs:** None  
**Walks:** 1, at USC (5/6/23)  
**Stolen Bases:** None

### 2023 SEASON/CAREER HIGHLIGHTS

- Made first career start (RF) vs. Oregon State (5/3/22)
- Delivered a bases-loaded walk-off single in the bottom of the ninth in an 7-6 win over Ball State (4/10/22)
- Had first career HR and multi-hit game vs. Portland (3/8/22)
- Saw first career action as a pinch hitter vs. Seattle drawing a walk as a pinch hitter (2/27/21)
- Scored first career run vs. Portland (3/23/21)
- Tied the game in eighth inning of 11-inning win over OSU with a bases loaded HBP (4/11/21)
- First career hit came in a win at Washington State (4/30/21)
- Went 1-for-1 with 2 RBI in game three at Washington State (5/2/21)

## 2023 Oregon Baseball Individual Game-by-Game for Oregon (as of May 28, 2023)

### #37 Ganus, Tyler - 21 games (All games)

Date	Opponent	Pos	AB	R	H	RBI	2B	3B	HR	BB	SB	CS	HBP	SAC	SF	GDP	K	PO	A	E	Avg
2/17/23	XAVIER	pr	0	0	0	0	0	0	0	0	0	0	0	0	0	0	0	0	0	0	.000
2/18/23	XAVIER-1	pr	0	0	0	0	0	0	0	0	0	1	0	0	0	0	0	0	0	0	.000
2/25/23	UC SANTA BARBARA-	ph	1	0	0	0	0	0	0	0	0	0	0	0	0	0	1	0	0	0	.000
2/25/23	UC SANTA BARBARA-	ph	1	0	1	0	0	0	0	0	0	0	0	0	0	0	0	0	0	0	.500
3/4/23	SAN DIEGO	of	0	0	0	0	0	0	0	0	0	0	0	0	0	0	0	0	0	0	.500
3/11/23	UCLA	ph	1	0	0	0	0	0	0	0	0	0	0	0	0	0	1	0	0	0	.333
3/24/23	NORTHWESTERN ST	of/of	1	1	1	0	0	0	0	0	0	0	0	0	0	0	0	0	0	0	.500
3/25/23	NORTHWESTERN ST	of	0	0	0	0	0	0	0	0	0	0	0	0	0	0	0	0	0	0	.500
3/25/23	NORTHWESTERN ST	of	0	0	0	0	0	0	0	0	0	0	0	0	0	0	0	1	0	0	.500
3/31/23	at Arizona	of	0	0	0	0	0	0	0	0	0	0	0	0	0	0	0	0	0	0	.500
4/4/23	PORTLAND	pr	0	0	0	0	0	0	0	0	0	0	0	0	0	0	0	0	0	0	.500
4/8/23	OREGON STATE	ph	1	0	0	0	0	0	0	0	0	0	0	0	0	0	0	0	0	0	.400
4/12/23	SAN FRANCISCO	of	0	0	0	0	0	0	0	0	0	0	0	0	0	0	0	0	0	0	.400
4/23/23	at California	pr/dh	1	0	0	0	0	0	0	0	0	0	0	0	0	0	0	0	0	0	.333
4/25/23	GONZAGA	pr/dh	0	1	0	0	0	0	0	0	0	0	1	0	0	0	0	0	0	0	.333
5/5/23	at USC	pr	0	0	0	0	0	0	0	0	0	0	0	0	0	0	0	0	0	0	.333
5/6/23	at USC	ph	0	1	0	0	0	0	0	1	0	0	0	0	0	0	0	0	0	0	.333
5/12/23	WASHINGTON	pr/dh	1	0	0	0	0	0	0	0	0	0	0	0	0	0	0	0	0	0	.286
5/13/23	WASHINGTON	pr	0	1	0	0	0	0	0	0	0	0	0	0	0	0	0	0	0	0	.286
5/18/23	at Utah	ph/1b	1	0	0	0	0	0	0	0	0	0	0	0	0	1	0	1	0	0	.250
5/25/23	vs Stanford	pr	0	1	0	0	0	0	0	0	0	0	0	0	0	0	0	0	0	0	.250
<b>Totals</b>		<b>ogs</b>	<b>8</b>	<b>5</b>	<b>2</b>	<b>0</b>	<b>0</b>	<b>0</b>	<b>0</b>	<b>1</b>	<b>0</b>	<b>1</b>	<b>1</b>	<b>0</b>	<b>0</b>	<b>1</b>	<b>2</b>	<b>2</b>	<b>0</b>	<b>0</b>	<b>.250</b>


On base pct. .400 • Slugging pct. .250

### GANUS' CAREER STATS

Year	AVG	GP	GS	AB	R	H	2B	3B	HR	RBI	OBP	SLG	OPS	BB	HBP	SO	GDP	SF	SH	SB	SBA	PO	A	E	FLD PCT
2021	.286	14	0	7	1	2	0	0	0	3	.444	.286	.730	1	1	0	0	0	0	0	0	1	0	0	1.000
2022	.278	33	1	18	9	5	0	0	1	6	.409	.444	.853	3	1	2	0	0	1	1	1	7	0	0	1.000
2023	.250	21	0	8	5	2	0	0	0	0	.400	.250	.650	1	1	2	1	0	0	0	1	2	0	0	1.000
<b>Totals</b>	<b>.273</b>	<b>68</b>	<b>1</b>	<b>33</b>	<b>15</b>	<b>9</b>	<b>0</b>	<b>0</b>	<b>1</b>	<b>9</b>	<b>.415</b>	<b>.364</b>	<b>.779</b>	<b>5</b>	<b>3</b>	<b>4</b>	<b>1</b>	<b>0</b>	<b>1</b>	<b>1</b>	<b>2</b>	<b>10</b>	<b>0</b>	<b>0</b>	<b>1.000</b>



## POSITION PLAYER PROFILES



# Carter GARATE

**FR • 6-2 • 170 • INF**

Murrieta, Calif. • Murrieta Mesa HS

### CAREER HIGHS

**Hits:** 2, 2x, last vs. Northwestern State (3/25/23)  
**Runs:** 2, at Washington State (3/18/23)  
**RBI:** 3, 2x, last vs. Northwestern State (3/25/23)  
**Doubles:** 1, vs. Northwestern State (3/25/23)  
**Triples:** None  
**Home Runs:** 1, 2x, last vs. Northwestern State (3/25/23)  
**Walks:** 1, at Washington State (3/18/23)  
**Stolen Bases:** None

### SEASON HIGHS

**Hits:** 2, 2x, last vs. Northwestern State (3/25/23)  
**Runs:** 2, at Washington State (3/18/23)  
**RBI:** 3, 2x, last vs. Northwestern State (3/25/23)  
**Doubles:** 1, vs. Northwestern State (3/25/23)  
**Triples:** None  
**Home Runs:** 1, 2x, last vs. Northwestern State (3/25/23)  
**Walks:** 1, at Washington State (3/18/23)  
**Stolen Bases:** None

### 2023 SEASON/CAREER HIGHLIGHTS

- Made career debut in game three of the San Diego series as a defensive replacement at shortstop (3/4/23)
- First career hit (bunt) in San Diego series finale after entering game as a defensive replacement at shortstop (3/5/23)
- Made first career start at shortstop in game one of the Washington State series (3/17/23) going 1-for-4 with first career RBI
- Hit first career home run (3-run HR) in the Washington State series finale (3/16/23)
- Hit first career HR at PK Park in game two of a doubleheader vs. Northwestern State (3/25/23)
- The No. 60 ranked shortstop nationally by Perfect Game as well as the No. 6 shortstop from California

### 2023 Oregon Baseball Individual Game-by-Game for Oregon (as of May 28, 2023)

#### #3 Garate, Carter - 18 games (All games)

Date	Opponent	Pos	AB	R	H	RBI	2B	3B	HR	BB	SB	CS	HBP	SAC	SF	GDP	K	PO	A	E	Avg	
3/4/23	SAN DIEGO	ss	0	0	0	0	0	0	0	0	0	0	0	0	0	0	0	0	0	0	0	.000
3/5/23	SAN DIEGO	ss	1	0	1	0	0	0	0	0	0	1	0	0	0	0	0	0	0	0	0	1.000
3/10/23	UCLA	ss	0	0	0	0	0	0	0	0	0	0	0	0	0	0	0	1	0	0	0	1.000
3/12/23	UCLA	ss	0	0	0	0	0	0	0	0	0	0	0	0	0	0	0	0	0	0	0	1.000
3/17/23	at Washington State	*ss	4	0	1	1	0	0	0	0	0	0	0	0	0	0	3	4	2	0	0	.400
3/18/23	at Washington State	*ss	4	2	2	1	0	0	0	1	0	0	1	0	0	0	0	1	3	0	0	.444
3/19/23	at Washington State	*ss	5	1	1	3	0	0	1	0	0	0	0	0	0	0	3	1	4	2	0	.357
3/24/23	NORTHWESTERN ST	*ss	4	0	0	0	0	0	0	0	0	0	0	0	0	0	2	2	2	0	0	.278
3/25/23	NORTHWESTERN ST	*ss	4	0	0	0	0	0	0	0	0	0	0	0	0	0	2	1	3	0	0	.227
3/25/23	NORTHWESTERN ST	*ss	4	1	2	3	1	0	1	0	0	0	0	0	0	0	1	4	1	1	0	.269
4/25/23	GONZAGA	pr/ss	0	0	0	0	0	0	0	0	0	0	0	0	0	0	0	0	2	0	0	.269
4/29/23	ARIZONA STATE	3b	1	0	0	0	0	0	0	0	0	1	1	0	0	0	1	0	0	0	0	.250
5/2/23	at Oregon State	ph/2b	1	0	0	0	0	0	0	0	0	0	0	0	0	0	0	0	0	0	0	.250
5/13/23	WASHINGTON	pr	0	1	0	0	0	0	0	0	0	0	0	0	0	0	0	0	0	0	0	.250
5/14/23	WASHINGTON	3b	0	0	0	0	0	0	0	0	0	0	0	0	0	0	0	0	0	0	0	.250
5/19/23	at Utah	3b	1	0	1	0	0	0	0	0	0	1	0	0	0	0	0	1	1	0	0	.276
5/20/23	at Utah	pr/3b	1	0	0	0	0	0	0	0	0	0	0	0	0	0	0	0	0	0	0	.267
5/23/23	vs California	3b	0	0	0	0	0	0	0	0	0	0	0	0	0	0	0	0	0	0	0	.267
Totals		6gs	30	5	8	8	1	0	2	1	0	3	2	0	0	0	13	15	20	3	0	.267

On base pct. .333 • Slugging pct. .500

### GARATE'S CAREER STATS

Year	AVG	GP	GS	AB	R	H	2B	3B	HR	RBI	OBP	SLG	OPS	BB	HBP	SO	GDP	SF	SH	SB	SBA	PO	A	E	FLD PCT
2023	.267	18	6	30	5	8	1	0	2	8	.333	.500	.833	1	2	13	0	0	0	0	3	15	20	3	.921



## POSITION PLAYER PROFILES



# Jackson Jaha

**FR • 6-1 • 220 • INF/RHP**

*Happy Valley, Ore. • Clackamas HS*

### CAREER HIGHS

**Hits:** 1, 4x, last vs. San Francisco (4/11/23)

**Runs:** 1, 3x, last vs. Portland (4/4/23)

**RBI:** None

**Doubles:** 1, vs. UCLA (3/11/23)

**Triples:** None

**Home Runs:** None

**Walks:** 1, at Arizona (3/31/23)

**Stolen Bases:** None

### SEASON HIGHS

**Hits:** 1, 4x, last vs. San Francisco (4/11/23)

**Runs:** 1, 3x, last vs. Portland (4/4/23)

**RBI:** None

**Doubles:** 1, vs. UCLA (3/11/23)

**Triples:** None

**Home Runs:** None

**Walks:** 1, at Arizona (3/31/23)

**Stolen Bases:** None

### 2023 SEASON/CAREER HIGHLIGHTS

- Made first career start at designated hitter vs. UCLA in game three of the series (3/12/23)
- Had first hit as a pinch hitter vs. UCLA in game two of the series (3/11/23)
- Made Ducks debut on the mound tossing 1.1 scoreless innings with one K vs. UC Santa Barbara (2/25/23)
- Selected in the 15th round (No. 449 overall) of the 2022 MLB Draft by the New York Met
- The only freshman in the 2022 Oregon recruiting class drafted
- The only high school player from the state of Oregon taken in the 2022 MLB Draft
- Dad, John, played 10 years in Major League Baseball for the Athletics and the Brewers

### 2023 Oregon Baseball Individual Game-by-Game for Oregon (as of May 28, 2023)

#### #22 Jaha, Jackson - 8 games (All games)

Date	Opponent	Pos	AB	R	H	RBI	2B	3B	HR	BB	SB	CS	HBP	SAC	SF	GDP	K	PO	A	E	Avg	
3/11/23	UCLA	ph	1	1	1	0	1	0	0	0	0	0	0	0	0	0	0	0	0	0	0	1.000
3/12/23	UCLA	*dh/p	3	0	0	0	0	0	0	0	0	0	0	0	0	0	0	0	1	0	0	.250
3/24/23	NORTHWESTERN ST	ph/3b	1	1	1	0	0	0	0	0	0	0	0	0	0	0	0	0	1	0	0	.400
3/25/23	NORTHWESTERN ST	ph	1	0	0	0	0	0	0	0	0	0	0	0	0	0	0	0	0	0	0	.333
3/31/23	at Arizona	ph/dh	0	0	0	0	0	0	0	1	0	0	0	0	0	0	0	0	0	0	0	.333
4/4/23	PORTLAND	ph	1	1	1	0	0	0	0	0	0	0	0	0	0	0	0	0	0	0	0	.429
4/7/23	OREGON STATE	*dh	3	0	0	0	0	0	0	0	0	0	0	0	0	0	0	1	0	0	0	.300
4/11/23	SAN FRANCISCO	*dh	4	0	1	0	0	0	0	0	0	0	0	0	0	0	0	0	0	0	0	.286
Totals		3gs	14	3	4	0	1	0	0	1	0	0	0	0	0	0	2	0	2	0	0	.286

On base pct. .333 • Slugging pct. .357


#### #22 Jaha, Jackson - 2 appearances (All games)

Date	Opponent	GS	IP	H	R	ER	BB	SO	2B	3B	HR	WP	BK	HBP	IBB	Score	W-L	Sv	ERA	NP
2/25/23	UC SANTA BARBARA-		1.1	0	0	0	0	1	0	0	0	0	0	0	0	0-10	0-0	0	0.00	12
3/12/23	UCLA		1.0	2	2	2	2	0	0	0	0	0	0	0	0	0-16	0-0	0	7.71	31
Totals		0	2.1	2	2	2	2	1	0	0	0	0	0	0	0	0-26	0-0	0	7.71	-

### Jaha's Career Stats

Year	AVG	GP	GS	AB	R	H	2B	3B	HR	RBI	OBP	SLG	OPS	BB	HBP	SO	GDP	SF	SH	SB	SBA	PO	A	E	FLD PCT
2023	.286	9	3	14	3	4	1	0	0	0	.333	.357	.690	1	0	2	0	0	0	0	0	0	2	0	1.000

## POSITION PLAYER PROFILES



# Towns KING

**SR • 6-1 • 185 • UTL**

*San Clemente, Calif. • Woodbridge HS / Samford*

### CAREER HIGHS

**Hits:** 3, 11x, last vs. Mercer (5/27/2022)  
**Runs:** 4, 2x, last vs. Western Carolina (5/25/2022)  
**RBI:** 4, 2x, last at Western Carolina (4/14/2022)  
**Doubles:** 2, 3x, last vs. Mercer (5/27/2022)  
**Triples:** 2, at Western Carolina (4/17/2022)  
**Home Runs:** 1, 17x, last vs. Mercer (5/20/2022)  
**Walks:** 2, 4x, last vs. VMI (4/8/2022)  
**Stolen Bases:** 2, vs. Toledo (3/5/2021)

### SEASON HIGHS

**Hits:** None  
**Runs:** 1, vs. Washington (5/12/23)  
**RBI:** None  
**Doubles:** None  
**Triples:** None  
**Home Runs:** None  
**Walks:** 1, vs. Northwestern State (3/24/23)  
**Stolen Bases:** None

### 2023 SEASON/CAREER HIGHLIGHTS

- Started season opener at DH
- Plated tying run in the bottom of the eighth on a hot shot the second baseman could not handle
- Transfer from Samford
- SoCon Tournament Most Outstanding Player in 2021
- Spent five season at Samford (2018-22)
- Batted .291 (114-for-392) with 17 HR, 8% RBI and 73 R with 22 2B, 4 3B and 13 SB in 129 games at Samford
- Started games at six different positions at Samford (1B, 2B, LF, CF, RF, DH)

### 2023 Oregon Baseball Individual Game-by-Game for Oregon (as of May 28, 2023)

#### #38 King, Towns - 13 games (All games)

Date	Opponent	Pos	AB	R	H	RBI	2B	3B	HR	BB	SB	CS	HBP	SAC	SF	GDP	K	PO	A	E	Avg
2/17/23	XAVIER	*dh	3	0	0	0	0	0	0	0	0	0	0	0	0	0	1	0	0	0	.000
2/24/23	UC SANTA BARBARA	ph	1	0	0	0	0	0	0	0	0	0	0	0	0	0	0	0	0	0	.000
2/25/23	UC SANTA BARBARA-	*dh	2	0	0	0	0	0	0	0	0	0	0	0	0	0	2	0	0	0	.000
3/3/23	SAN DIEGO	ph	1	0	0	0	0	0	0	0	0	0	0	0	0	0	1	0	0	0	.000
3/4/23	SAN DIEGO	ph/1b	1	0	0	0	0	0	0	0	0	0	0	0	0	0	1	2	0	0	.000
3/12/23	UCLA	ph	1	0	0	0	0	0	0	0	0	0	0	0	0	0	0	0	0	0	.000
3/24/23	NORTHWESTERN ST	ph/of	0	0	0	0	0	0	0	1	0	0	0	0	0	0	0	0	0	0	.000
3/25/23	NORTHWESTERN ST	3b	0	0	0	0	0	0	0	0	0	0	0	0	0	0	0	0	0	0	.000
3/25/23	NORTHWESTERN ST	2b	0	0	0	0	0	0	0	0	0	0	0	0	0	0	0	0	0	0	.000
4/9/23	OREGON STATE	ph	1	0	0	0	0	0	0	0	0	0	0	0	0	0	0	0	0	0	.000
4/12/23	SAN FRANCISCO	ph/1b	1	0	0	0	0	0	0	0	0	0	0	0	0	0	1	3	0	0	.000
4/25/23	GONZAGA	1b	0	0	0	0	0	0	0	0	0	0	0	0	0	0	0	1	0	0	.000
5/12/23	WASHINGTON	ph	1	1	0	0	0	0	0	0	0	0	0	0	0	0	0	0	0	0	.000
Totals		2gs	12	1	0	0	0	0	0	1	0	0	0	0	0	0	6	6	0	0	.000

On base pct. .077 • Slugging pct. .000

### KING'S CAREER STATS

Year	AVG	GP	GS	AB	R	H	2B	3B	HR	RBI	OBP	SLG	OPS	BB	HBP	SO	GDP	SF	SH	SB	SBA	PO	A	E	FLD PCT
2018 (Sam)													REDSHIRTED												
2019 (Sam)	.333	12	0	6	0	2	0	0	0	1	.333	.333	.666	0	0	2	0	0	0	1	0	4	1	0	1.000
2020 (Sam)	.188	12	9	32	8	6	2	0	1	5	.289	.344	.633	5	0	9	0	1	2	0	0	4	0	0	1.000
2021 (Sam)	.285	48	32	144	24	41	4	2	6	35	.362	.465	.827	14	4	50	1	1	4	7	0	78	2	4	.952
2022 (Sam)	.310	57	56	210	41	65	16	2	10	44	.392	.548	.940	22	7	60	5	1	0	5	0	172	44	7	.969
2023	0	13	2	12	1	0	0	0	0	0	.077	.000	.077	1	0	6	0	0	0	0	0	6	0	0	1.000
<b>Totals</b>	<b>.282</b>	<b>142</b>	<b>99</b>	<b>404</b>	<b>74</b>	<b>114</b>	<b>22</b>	<b>4</b>	<b>17</b>	<b>85</b>	<b>.363</b>	<b>.483</b>	<b>.846</b>	<b>42</b>	<b>11</b>	<b>127</b>	<b>6</b>	<b>3</b>	<b>6</b>	<b>13</b>	<b>0</b>	<b>264</b>	<b>47</b>	<b>11</b>	<b>0.966</b>





## POSITION PLAYER PROFILES



# Drew SMITH

**FR • 6-2 • 208 • INF**

Clovis, Calif. • Buchanan HS

### CAREER HIGHS

**Hits:** 2, 10x, last vs Arizona (5/27/23)  
**Runs:** 2, vs. Arizona State (4/29/23)  
**RBI:** 3, 2x, last at Utah (5/18/23)  
**Doubles:** 1, 5x, last at Utah (5/20/23)  
**Triples:** 1, vs. Washington (5/26/23)  
**Home Runs:** 1, 2x, last at Utah (5/18/23)  
**Walks:** 2, at Utah (5/18/23)  
**Stolen Bases:** 1, 5x, last at Utah (5/19/23)

### SEASON HIGHS

**Hits:** 2, 10x, last vs Arizona (5/27/23)  
**Runs:** 2, vs. Arizona State (4/29/23)  
**RBI:** 3, 2x, last at Utah (5/18/23)  
**Doubles:** 1, 5x, last at Utah (5/20/23)  
**Triples:** 1, vs. Washington (5/26/23)  
**Home Runs:** 1, 2x, last at Utah (5/18/23)  
**Walks:** 2, at Utah (5/18/23)  
**Stolen Bases:** 1, 5x, last at Utah (5/19/23)

### 2023 SEASON/CAREER HIGHLIGHTS

- Broke Spencer Steer's record for longest hitting streak in school history in the championship game of the Pac-12 Tournament (19 games)
- Made career debut as a pinch hitter vs. Northwestern State (3/25/23) reaching on a HBP
- Collected first career hit after entering game as a defensive replacement at third vs. San Francisco (4/12/23)
- Made first career start at DH in game one at California (4/21/23), finishing with his first career multi-hit game (2-for-3)
- Hit first career home run and had first career multi-RBI game (2-for-5, HR, 3 RBI, R) in a 10-5 win over Gonzaga (4/26/23)
- Ranked as a top-10 third baseman by Prep Baseball Report (No. 9) in his recruiting class

### 2023 Oregon Baseball Individual Game-by-Game for Oregon (as of May 28, 2023)

#### #17 Smith, Drew - 22 games (All games)

Date	Opponent	Pos	AB	R	H	RBI	2B	3B	HR	BB	SB	CS	HBP	SAC	SF	GDP	K	PO	A	E	Avg	
3/25/23	NORTHWESTERN ST	ph/3b	0	0	0	0	0	0	0	0	0	0	1	0	0	0	0	0	0	0	0	.000
4/4/23	PORTLAND	pr/3b	0	0	0	0	0	0	0	0	0	0	0	0	0	0	0	0	0	0	0	.000
4/12/23	SAN FRANCISCO	3b	1	0	1	1	0	0	0	0	0	0	0	0	0	0	0	0	2	0	0	1.000
4/21/23	at California	*dh	3	0	2	0	0	0	0	0	0	1	0	0	0	0	0	0	0	0	0	.750
4/25/23	GONZAGA	1b/3b	0	0	0	0	0	0	0	0	0	0	0	0	0	0	0	0	0	0	0	.750
4/26/23	GONZAGA	*3b	5	1	2	3	0	0	1	0	0	0	0	0	0	0	1	0	0	0	0	.556
4/29/23	ARIZONA STATE	*dh	4	2	2	1	1	1	0	0	1	1	0	0	0	0	1	0	0	0	0	.538
4/30/23	ARIZONA STATE	*3b	3	1	2	1	0	0	0	1	0	0	0	0	0	0	0	1	1	0	0	.562
5/2/23	at Oregon State	*3b	5	1	1	0	1	0	0	0	0	0	0	0	0	0	3	0	2	0	0	.476
5/5/23	at USC	*3b	4	0	1	0	1	0	0	0	0	0	0	0	0	0	1	0	0	0	0	.440
5/6/23	at USC	*3b	0	0	1	0	0	1	0	0	1	1	0	0	0	0	2	0	3	0	0	.429
5/7/23	at USC	*3b	0	0	1	0	0	0	0	0	0	0	0	0	0	0	0	0	0	0	0	.419
5/12/23	WASHINGTON	*3b	4	1	2	0	0	0	0	0	0	0	0	0	0	0	0	0	1	0	0	.429
5/13/23	WASHINGTON	*3b	5	1	2	1	0	0	0	0	1	0	0	0	0	0	1	0	4	0	0	.425
5/14/23	WASHINGTON	*3b	5	1	1	0	0	0	0	0	1	0	0	0	0	0	2	0	2	0	0	.419
5/18/23	at Utah	*dh	1	1	1	3	0	0	1	2	0	0	0	0	0	0	1	0	0	0	0	.422
5/19/23	at Utah	*dh	0	0	1	0	0	0	0	0	1	0	0	0	0	0	1	0	0	0	0	.400
5/20/23	at Utah	*dh	0	0	1	0	0	0	0	0	0	0	0	0	0	0	1	0	0	0	0	.382
5/23/23	vs California	*dh	4	0	0	0	0	0	0	0	0	1	0	0	0	0	1	0	0	0	0	.397
5/25/23	vs Stanford	*dh	0	0	0	0	0	0	0	0	0	0	0	0	0	0	0	0	0	0	0	.397
5/26/23	vs Washington	*dh	4	1	2	0	0	1	0	0	0	0	0	0	0	0	0	0	0	0	0	.403
5/27/23	vs Arizona	*dh	4	1	2	0	0	0	0	0	0	0	0	0	0	0	1	0	0	0	0	.403
Totals		18gs	72	11	29	15	5	1	2	7	5	2	2	0	0	0	17	1	18	0	0	.403

On base pct. .469 • Slugging pct. .583

### SMITH'S CAREER STATS

Year	AVG	GP	GS	AB	R	H	2B	3B	HR	RBI	OBP	SLG	OPS	BB	HBP	SO	GDP	SF	SH	SB	SBA	PO	A	E	FLD PCT
2023	.403	22	18	72	11	29	5	1	2	15	.469	.583	1.052	7	2	17	0	0	0	5	7	1	18	0	1.000





## POSITION PLAYER PROFILES



# Bennett THOMPSON

**SO • 5-10 • 196 • C**

Medford, Ore. • South Medford HS

### CAREER HIGHS

**Hits:** 4, 2x, last vs. Stanford (5/25/23)  
**Runs:** 3, vs UC San Diego (5/11/22)  
**RBI:** 2, 7x, last at Utah (5/20/23)  
**Doubles:** 2, 3x, last vs. Stanford (5/25/23)  
**Triples:** 1, at Utah (5/20/23)  
**Home Runs:** 1, 2x, last vs. Northwestern State (3/25/23)  
**Walks:** 1, 11x, last vs. California (5/23/23)  
**Stolen Bases:** 1, 3x, last at Oregon State (5/2/23)

### SEASON HIGHS

**Hits:** 4, 2x, last vs. Stanford (5/25/23)  
**Runs:** 2, 3x, last at California (4/22/23)  
**RBI:** 2, 5x, last at Utah (5/20/23)  
**Doubles:** 2, 3x, last vs. Stanford (5/25/23)  
**Triples:** 1, at Utah (5/20/23)  
**Home Runs:** 1, vs. Northwestern State (3/25/23)  
**Walks:** 1, 7x last vs. California (5/23/23)  
**Stolen Bases:** 1, 2x, last at Oregon State (5/2/23)

### 2023 SEASON/CAREER HIGHLIGHTS

- Named to the All-Tournament Team at the Pac-12 Tournament
- Career-high four hits in regular-season finale at Utah (4-for-5) while finishing with seven hits (7-for-9) in the final two games
- Made 2023 season debut in game two of Xavier doubleheader (2/18/23)
- Hit first homer of the 2023 season and had first multi-hit game of the year in game two of a doubleheader vs. Northwestern State (3/25/23)
- Made career debut on defense at catcher vs. San Diego (2/21/22)
- Made first start vs. UC San Diego going 3-for-4 with a RBI, three runs scored and a walk (5/11/22)
- Made first Pac-12 Conference start at Arizona State, finishing 3-for-5 with a walk and two runs scored (5/15/22)
- Started eight straight games from May 15-June 3
- Hit first career home run in game two of the Arizona series (5/20/22)

### 2023 Oregon Baseball Individual Game-by-Game for Oregon (as of May 28, 2023)

#### #16 Thompson, Bennett - 27 games (All games)

Date	Opponent	Pos	AB	R	H	RBI	2B	3B	HR	BB	SB	CS	HBP	SAC	SF	GDP	K	PO	A	E	Avg
2/18/23	XAVIER-2	*c	2	1	0	0	0	0	0	0	0	1	0	0	0	1	0	7	2	0	.000
2/25/23	UC SANTA BARBARA-	*c	1	0	0	0	0	0	0	0	0	1	0	0	0	0	0	13	1	0	.000
3/4/23	SAN DIEGO	*c	4	0	1	1	0	0	0	0	0	0	0	0	0	0	1	5	0	0	.143
3/5/23	SAN DIEGO	*c	4	0	1	0	1	0	0	0	0	0	0	0	0	1	0	9	2	0	.182
3/11/23	UCLA	*c	2	0	1	1	1	0	0	1	0	0	0	0	0	0	1	7	1	0	.231
3/12/23	UCLA	*c	2	0	0	0	0	0	0	0	0	0	0	0	0	0	1	8	0	0	.200
3/18/23	at Washington State	*c	4	2	1	1	0	0	0	1	0	0	0	0	1	1	0	11	0	0	.211
3/25/23	NORTHWESTERN ST	*c	4	2	2	2	0	0	1	0	0	0	1	0	0	0	1	8	0	0	.261
4/1/23	at Arizona	*c	3	1	0	0	0	0	0	0	0	0	0	0	0	0	0	8	1	0	.231
4/4/23	PORTLAND	*c	4	0	2	2	1	0	0	0	0	1	0	0	0	0	1	4	0	0	.267
4/8/23	OREGON STATE	*c	2	0	0	0	0	0	0	0	0	0	0	0	0	0	1	6	0	0	.250
4/9/23	OREGON STATE	*c	1	0	0	0	0	0	0	0	0	0	0	0	0	0	0	0	0	0	.242
4/11/23	SAN FRANCISCO	*c	4	0	0	0	0	0	0	0	0	0	0	0	0	0	1	4	0	0	.216
4/18/23	at Portland	*c	4	1	2	2	2	0	0	0	0	0	1	0	0	0	1	9	0	0	.244
4/22/23	at California	*c	4	2	2	0	1	0	0	0	0	1	0	0	0	0	0	7	3	0	.267
4/23/23	at California	*c	3	1	1	2	1	0	0	1	0	0	0	0	0	0	0	7	0	0	.271
4/25/23	GONZAGA	*c	4	1	3	0	1	0	0	0	1	0	0	0	0	0	0	3	0	0	.308
4/30/23	ARIZONA STATE	*c	4	0	0	0	0	0	0	0	0	0	0	0	0	0	0	4	1	0	.286
5/2/23	at Oregon State	*c	3	1	1	0	0	0	0	0	1	0	0	0	0	1	1	6	1	0	.288
5/6/23	at USC	*c	1	0	0	0	0	0	0	0	0	0	0	0	0	0	1	5	0	0	.283
5/13/23	WASHINGTON	*c	2	1	1	0	0	0	0	1	0	0	0	0	0	0	1	7	0	1	.290
5/19/23	at Utah	*c	4	1	3	1	2	0	0	1	0	1	0	0	0	0	0	3	0	0	.318
5/20/23	at Utah	*c	5	1	4	2	1	1	0	0	0	0	0	0	0	0	0	4	0	0	.352
5/23/23	vs California	*c	2	0	1	1	0	0	0	1	0	0	0	0	1	1	0	9	0	0	.356
5/25/23	vs Stanford	*c	4	1	4	1	2	0	0	0	0	0	0	0	0	0	0	4	0	1	.390
5/26/23	vs Washington	*c	4	0	1	1	1	0	0	0	0	0	0	0	1	0	1	11	0	0	.383
5/27/23	vs Arizona	*c	4	0	1	0	0	0	0	0	0	0	0	0	0	0	1	6	0	0	.376
Totals		25gs	85	16	32	17	14	1	1	7	2	3	3	1	3	5	13	175	12	2	.376

On base pct. .429 • Slugging pct. .600

### THOMPSON'S CAREER STATS

Year	AVG	GP	GS	AB	R	H	2B	3B	HR	RBI	OBP	SLG	OPS	BB	HBP	SO	GDP	SF	SH	SB	SBA	PO	A	E	FLD PCT
2022	.375	18	9	32	8	12	1	0	1	6	.459	.500	.959	5	0	4	1	0	0	1	1	68	3	2	.973
2023	.376	27	25	85	16	32	14	1	1	17	.429	.600	1.029	7	3	13	5	3	1	2	5	175	12	2	.989
<b>Totals</b>	<b>.376</b>	<b>45</b>	<b>34</b>	<b>117</b>	<b>24</b>	<b>44</b>	<b>15</b>	<b>1</b>	<b>2</b>	<b>23</b>	<b>.432</b>	<b>.553</b>	<b>.985</b>	<b>12</b>	<b>3</b>	<b>17</b>	<b>6</b>	<b>3</b>	<b>1</b>	<b>3</b>	<b>6</b>	<b>243</b>	<b>15</b>	<b>4</b>	<b>.985</b>



## THE LAST TIME

<b>Team</b>	
Won 10 or more consecutive games.....	11, March 18-April 7, 2023
Won 15 or more consecutive game.....	
Won 15 or more consecutive home games.....	16, March 15-May 4, 2014
Won 5 or more consecutive conference games.....	6, March 18-April 7, 2023
Won 5 or more consecutive conference home games.....	7, March 20-April 24, 2021
Won 5 or more consecutive road games.....	5, March 18-April 2, 2023
Lost 5 or more consecutive games.....	5, May 7-18, 2023
Lost 5 or more consecutive conference games.....	5, May 7-18, 2023
Scored 10 or more runs in three consecutive games.....	March 24-25, 2023
Scored 10 or more runs in four consecutive games.....	March 19-25, 2023
Scored 10 or more runs in five consecutive games.....	March 18-25, 2023
Scored 15 or more runs in a game.....	15, at Utah (May 20, 2023)
Scored 20 or more runs in a game.....	23, vs. St. John's (Feb. 25, 2022)
Allowed 10 or more runs in a game.....	12, at Utah (May 18, 2023)
Allowed 20 or more runs in a game.....	28, vs. Arizona (May 5, 2019)
Scored 5 or more runs in an inning.....	5 (5th inn.), vs. Washington (May 26, 2023)
Scored 6 or more runs in an inning.....	6 (7th inn.), at Utah (May 20, 2023)
Scored 7 or more runs in an inning.....	7 (4th inn.), vs. Arizona State (April 28, 2023)
Scored 8 or more runs in an inning.....	10 (1st inn.), vs. San Francisco (March 29, 2022)
Scored 9 or more runs in an inning.....	10 (1st inn.), vs. San Francisco (March 29, 2022)
Scored 10 or more runs in an inning.....	10 (1st inn.), vs. San Francisco (March 29, 2022)
Scored 13 or more runs in an inning.....	13 (8th inn.) vs. St. John's (Feb. 25, 2022)
Was shut out.....	16-0, vs. UCLA (March 12, 2023)
Was shut out at home.....	16-0, vs. UCLA (March 12, 2023)
Was shut out in consecutive games.....	vs. Oregon State/UC San Diego (May 8 & 10, 2022)
Lost back-to-back 1-0 games.....	vs. UCLA (April 19-20, 2013)
Shut out an opponent (9+ inning game).....	2-0, vs. Oregon State (April 7, 2023)
Shut out consecutive opponents.....	7-0, 3-0, at Oregon State (March 12-13, 2021)
Shut out three consecutive opponents.....	April 2-6, 1963
Swept a 3-game series.....	vs. Arizona (May 19-21, 2022)
Swept back-to-back 3(4)-game series.....	2023
..... vs. Northwestern State (March 24-26), at Arizona (March 31-April 2)	
Swept 3 straight 3-game series.....	2013
..... vs. Stanford (April 26-28), at Washington State (May 3-5) & at Ohio State (May 11-12)	
Swept 6 or more 3(+)-game series.....	7, 2014
..... at Hawaii (4), at Loyola Marymount, vs. Utah, vs. UC Riverside, vs. Washington State, vs. Arizona, at UCLA	
Swept 5 or more 3 (+)-game series.....	5, 2021
..... at US Santa Barbara (4), New Mexico State (4), Oregon State, Washington, at Utah	
Swept 4 or more 3(+)-game series.....	5, 2021
..... at US Santa Barbara (4), New Mexico State (4), Oregon State, Washington, at Utah	
Swept a 3-game conference series.....	at Arizona (March 31-April 2, 2023)
Swept a 3-game home series.....	vs. Arizona (May 19-21, 2022)
Swept a 3-game road series.....	at Arizona (March 31-April 2, 2023)
Swept a 3(+)-game non-conference series.....	4, vs. Northwestern State (March 24-26, 2023)
Swept a 3-game road conference series.....	at Arizona (March 31-April 2, 2023)
Swept back-to-back 3-game conference series.....	2021
..... vs. Washington (May 7-9, 2021) & at Utah (May 14-16, 2021)	
Swept 2 or more conference road series.....	2013
..... at California and at Washington State	
Was swept in a 3-game series.....	vs. Washington (May 12-14, 2023)
Was swept in a 3-game home series.....	vs. Washington (May 12-14, 2023)
Was swept in a conference home series.....	vs. Washington (May 12-14, 2023)
Was swept in a conference road series.....	at Oregon State (May 6-8, 2022)
Was swept in a 3-game tournament.....	vs. Minnesota, vs. San Diego, vs. Pepperdine (Feb. 14-16, 2020)
Swept a 4-game series.....	vs. Northwestern State (March 26, 2023)
Swept a 4-game road series.....	at UC Santa Barbara (March 5-7, 2021)
Was swept in a 4-game series.....	
Had back-to-back homers.....	Shade/Cowley (5th inn.), vs. Arizona State (March 24, 2023)
Had back-to-back-to-back homers.....	Ceballos/Cowley/Walsh (9th inn.), vs. UCLA (March 11, 2023)
Hit 3+ home runs in an inning.....	Grant/Ceballos/Walsh (3rd inn.), vs. NW State (March 24, 2023)
Hit 4+ home runs in a game.....	6, vs. Northwestern State (March 24, 2023)
Hit 5+ home runs in a game.....	6, vs. Northwestern State (March 24, 2023)
Hit 6+ home runs in a game.....	6, vs. Northwestern State (March 24, 2023)
Had a walk-off win.....	4-3, vs. San Diego (March 3, 2023)
Had 15+ hits in a game.....	20, vs. Washington (May 26, 2023)
Had 20+ hits in a game.....	20, vs. Washington (May 26, 2023)
Had 10+ hits in 5 consecutive games.....	6, May 19-27, 2023
Overcame a deficit of 5 runs in a win.....	10, at Arizona (April 1, 2023)
Overcame a deficit of 6 or more runs in a win.....	10, at Arizona (April 1, 2023)
Overcame a deficit of 7 or more runs in a win.....	10, at Arizona (April 1, 2023)
Overcame a deficit of 8 or more runs in a win.....	10, at Arizona (April 1, 2023)
Overcame a deficit of 9 or more runs in a win.....	10, at Arizona (April 1, 2023)
Overcame a deficit of 10 or more runs in a win.....	10, at Arizona (April 1, 2023)
No-hit the opposition, 9 innings.....	vs. Portland (April 18, 2012)
Was no-hit.....	vs. Washington State (April 8, 2018)
Walked 10+ batters.....	11, at Oregon State (May 6, 2022)
Struck out 10 or more batters.....	11, vs. Washington (May 26, 2023)
Struck out 15 or more batters.....	15, vs. Oregon State (April 10, 2021)
Struck out 16 or more batters.....	20, vs. New Mexico State (April 3, 2021)
Struck out 17 or more batters.....	20, vs. New Mexico State (April 3, 2021)
Struck out 18 or more batters.....	20, vs. New Mexico State (April 3, 2021)
Struck out 19 or more batters.....	20, vs. New Mexico State (April 3, 2021)
Struck out 20 or more batters.....	20, vs. New Mexico State (April 3, 2021)
<b>Individual</b>	
Hit a grand slam.....	Drew Cowley vs. Arizona State (April 28, 2023)
Hit a walk-off home run.....	Gavin Grant vs. UC Santa Barbara (March 4, 2022)
Hit a lead-off home run.....	Rikuu Nishida at Washington State (March 19, 2023)
Allowed a lead-off home run.....	Logan Mercado vs. vs. Arizona State (April 29, 2023)
Hit a pinch-hit home run.....	Anthony Hall at Arizona (March 26, 2021)
Hit 2 home runs.....	Drew Cowley vs. Arizona State (April 28, 2023)
Hit 3 home runs.....	
Hit 3 home runs in a DH.....	Kenyon Yovan at UC Santa Barbara (March 6, 2021)
Hit an inside the park home run.....	Tim Susnara vs. UC Irvine (April 9, 2017)
HR in consecutive games.....	Sabin Ceballos vs. Stanford/Washington (May 25-26, 2023)
HR in 3 straight games.....	Tanner Smith vs. Stanford/Portland (April 15-18, 2023)
HR in 4 straight games.....	Tanner Smith vs. NW State (March 24-26, 2023)
HR in 5 straight games.....	Tanner Smith vs. Washington State/NW State (March 19-26, 2023)
Hit for the cycle.....	Eddie Rodriguez vs. East Tennessee State (May 16, 2010)
Had a walk-off.....	Tanner Smith vs. San Diego (March 3, 2023)
Scored 4 or more runs in a game.....	4, Sabin Ceballos vs. San Diego (March 4, 2023)
Had 4 or more hits in a game.....	4, Gavin Grant/Colby Shade vs. Washington (May 26, 2023)
Had 5 or more hits in a game.....	5, Rikuu Nishida at Arizona (April 1, 2023)
Had 6 or more hits in a game.....	6, Kenyon Yovan at Utah (May 15, 2021)
Had 3 or more doubles in a game.....	3, Anthony Hall at Utah (May 15, 2021)
Had 4 RBI in a game.....	6, Sabin Ceballos vs. Washington (May 26, 2023)
Had 5 RBI in a game.....	6, Sabin Ceballos vs. Washington (May 26, 2023)
Had 6 RBI in a game.....	6, Sabin Ceballos vs. Washington (May 26, 2023)
Had 7 RBI in a game.....	7, Brandon Cuddy at UC Santa Barbara (Feb. 28, 2015)
Had 8 or more RBI in a game.....	8, Jack Marder vs. Nevada (March 19, 2010)
Stole 3 bases in a game.....	Bryce Boettcher (April 26, 2023)
Stole 4 or more bases in a game.....	
Stole home (straight up).....	Taylor Travess at USC (May 21, 2017)
Stole home (double steal).....	Josh Kasevich vs. Gonzaga (May 18, 2021)
Walked 3 times in a game... 3.....	Drew Cowley/Jacob Walsh at Washington State (March 18, 2023)
Walked 4 times or more in a game.....	5, Tim Susnara vs. UC Davis (March 6, 2017)
Walked 5 times or more in a game.....	5, Tim Susnara vs. UC Davis (March 6, 2017)
Reached on a HBP 3 times in a game.....	3, Bryce Boettcher vs. San Francisco (April 12, 2023)
Threw a nine-inning no-hitter.....	Jordan Spencer vs. Portland (April 18, 2012)
Struck out 5 or more consecutive batters.....	6, Jace Stoffal vs. UCLA (March 10, 2023)
Struck out 6 or more consecutive batters.....	6, Jace Stoffal vs. UCLA (March 10, 2023)
Struck out 10 or more batters in a game.....	10, Robert Ahlstrom vs. Stanford (May 21, 2021)
Struck out 11 or more batters in a game.....	11, Robert Ahlstrom vs. Washington (May 7, 2021)
Struck out 12 or more batters in a game.....	13, Brett Walker vs. New Mexico State (April 3, 2021)
Struck out 13 or more batters in a game.....	13, Brett Walker vs. New Mexico State (April 3, 2021)
Struck out 14 or more batters in a game.....	15, Kenyon Yovan vs. USC (April 28, 2018)
Struck out 15 or more batters in a game.....	15, Kenyon Yovan vs. USC (April 28, 2018)
Struck out 16 or more batters in a game.....	20, David Peterson vs. Arizona State (April 28, 2017)
Struck out 17 or more batters in a game.....	20, David Peterson vs. Arizona State (April 28, 2017)
Pitched a shutout.....	Jace Stoffal vs. Stanford (April 14, 2023)
Pitched a complete game.....	Logan Mercado vs. Stanford (April 15, 2023)
Pitched consecutive complete games.....	Stoffal/Mercado vs. Stanford (April 14-15, 2023)
Pitched a complete-game loss (9 inn.).....	Cole Irvin vs. UCLA (April 20, 2013)
Pitched a complete-game loss.....	Matt Mercer at Washington State (May 6, 2017)

## SEASON BREAKDOWN

### 2023 Series Stats vs. Opponents

<b>Batting</b>	<b>W-L</b>	<b>Avg.</b>	<b>R</b>	<b>H</b>	<b>2B</b>	<b>3B</b>	<b>HR</b>	<b>RBI</b>	<b>BB</b>	<b>SO</b>
Xavier	4-0	.222	20	24	3	0	6	19	11	24
UC Santa Barbara	0-3	.178	3	16	2	0	0	3	11	25
San Diego	4-0	.302	25	38	10	0	7	25	13	32
UCLA	1-2	.219	13	21	6	0	5	11	9	25
Niagara	0-1	.314	5	11	3	0	1	5	6	6
Washington State	2-1	.336	28	39	6	0	5	27	15	43
Northwestern State	4-0	.353	46	47	13	1	13	42	15	34
Arizona	4-0	.396	41	65	13	1	6	41	11	31
Portland	1-1	.275	18	19	7	0	4	16	16	16
Oregon State	1-3	.203	12	26	11	0	1	11	11	36
San Francisco	2-0	.329	21	23	5	0	2	18	10	11
Stanford	3-1	.261	24	36	8	2	9	22	5	36
California	3-1	.306	23	44	4	2	4	18	10	24
Gonzaga	2-0	.353	21	24	3	0	5	20	9	10
Arizona State	2-1	.375	33	39	12	0	9	32	12	21
USC	1-2	.267	13	27	5	1	5	11	15	29
Washington	1-3	.325	30	50	9	1	5	27	11	24
Utah	2-1	.342	29	41	13	2	2	23	12	22

<b>Pitching</b>	<b>W-L</b>	<b>ERA</b>	<b>H</b>	<b>R</b>	<b>ER</b>	<b>BB</b>	<b>SO</b>	<b>SV</b>	<b>Score</b>
Xavier	4-0	1.32	23	8	5	18	35	2	20-8
UC Santa Barbara	0-3	6.00	29	20	18	1	4	0	3-20
San Diego	4-0	1.25	19	6	5	18	28	1	25-6
UCLA	1-2	8.33	26	26	25	22	29	0	13-26
Niagara	0-1	8.00	9	8	8	9	7	0	5-8
Washington State	2-1	6.92	31	22	20	13	29	0	28-22
Northwestern State	4-0	2.75	26	11	11	19	30	0	46-11
Arizona	4-0	4.75	42	23	19	18	33	3	41-23
Portland	1-1	3.57	17	11	7	6	13	0	18-11
Oregon State	1-3	6.17	29	27	24	24	36	1	27-12
San Francisco	2-0	3.50	13	9	7	7	12	1	21-9
Stanford	3-1	2.92	27	13	12	19	31	0	24-13
California	3-1	4.37	33	17	17	15	32	2	23-17
Gonzaga	2-0	4.50	18	9	9	9	9	0	21-9
Arizona State	2-1	7.33	26	24	22	13	23	1	33-24
USC	1-2	7.92	28	23	22	16	25	1	13-23
Washington	1-3	12.25	58	50	49	24	37	0	30-50
Utah	2-1	3.81	26	16	11	15	17	0	29-16

### Duck Numbers

Overall	37-20
Home	23-13
Road	10-7
Neutral	4-0
Pac-12 Conference	16-14
Pac-12 Home	6-9
Pac-12 Away	10-5
vs. Ranked Opponents	6-5
vs. Unranked Opponents	31-15
On Turf	25-16
On Grass	12-4
Morning Start	2-1
Afternoon Start	21-13
Night Start	14-6
February	4-3
March	12-4
April	14-6
May	7-7
June	0-0
Mondays	0-0
Tuesdays	4-2
Wednesdays	2-2
Thursdays	2-0
Fridays	11-4
Saturdays	12-6
Sundays	6-6
When Stoffal starts	8-2
When Mercado starts	6-4
When Uelmen starts	5-5
When Grabmann starts	6-4
When Pace starts	6-4
When Spoljaric starts	5-1
When Grinsell starts	1-0
Oregon homers	30-13
Opponent homers	18-16
When Ducks score first	21-5
When opponents score first	16-15
Last 5 games	5-0
Last 10 games	
Weekend Series Win/Loss/Tie	9/5/0
Weekend Series Sweeps/Been Swept	4/2
Season Series Sweeps/Been Swept	2/0
Extra Innings	1-0
Current Streak	W6
Longest Win Streak	W11
Longest Losing Streak	L5

## 2023 RESULTS

Date	Opponent	Score	r-h-e	r-h-e	Inns	Overall	Conference	Pitcher of Record	Attend	Time
2/17	Xavier	W, 3-2	3-4-0	2-3-1	9	1-0	0-0	Mollerus (1-0)	1,488	2:30
2/18	Xavier	W, 9-2	9-9-1	2-6-0	7	2-0	0-0	Uelmen (1-0)	1,455	2:01
2/18	Xavier	W, 5-3	5-6-2	3-10-2	9	3-0	0-0	Spoljaric (1-0)	1,455	2:29
2/19	Xavier	W, 3-1	3-5-0	1-4-1	9	4-0	0-0	McShane (1-0)	1,471	2:23
2/24	UC Santa Barbara	L, 6-2	2-7-0	6-8-3	9	4-1	0-0	Stoffal (0-1)	1,096	3:07
2/25	UC Santa Barbara	L, 10-0	0-2-3	10-14-1	9	4-2	0-0	Uelmen (1-1)	1,103	2:57
2/25	UC Santa Barbara	L, 4-1	1-7-1	4-7-0	9	4-3	0-0	Grabmann (0-1)	1,103	2:56
3/2	San Diego	W, 3-2	3-7-0	2-6-0	9	5-3	0-0	Stoffal (1-1)	990	2:26
3/3	San Diego	W, 4-3	4-9-3	3-6-2	9	6-3	0-0	Mercado (1-0)	1,402	2:49
3/4	San Diego	W, 13-0	13-13-0	0-4-1	9	7-3	0-0	Pace (1-0)	1,098	2:35
3/5	San Diego	W, 5-1	5-9-1	1-3-2	9	8-3	0-0	Anderson (1-0)	1,178	2:57
3/10	UCLA*	W, 6-2	6-6-0	2-4-2	9	9-3	1-0	Dallas (1-0)	1,158	3:05
3/11	UCLA*	L, 8-7	7-12-2	8-9-0	9	9-4	1-1	Uelmen (1-2)	2,008	3:28
3/12	UCLA*	L, 16-0	0-3-2	16-13-0	9	9-5	1-2	Pace (1-1)	1,345	3:14
3/15	Niagara	L, 8-5	5-11-1	8-9-0	9	9-6	1-2	McShane (1-1)	1,020	3:17
3/17	at Washington State*	L, 7-1	1-6-0	7-11-1	9	9-7	1-3	Stoffal (1-2)	1,183	2:49
3/18	at Washington State*	W, 14-8	14-17-0	8-14-2	9	10-7	2-3	Grinsell (1-0)	1,211	3:38
3/19	at Washington State*	W, 13-7	13-16-2	7-6-0	9	11-7	3-3	Dallas (2-0)	1,087	3:21
3/24	Northwestern State	W, 16-1	16-14-0	1-7-1	9	12-7	3-3	Stoffal (2-2)	1,081	2:35
3/25	Northwestern State	W, 12-7	12-11-0	7-11-0	9	13-7	3-3	Mercado (2-0)	1,146	2:55
3/25	Northwestern State	W, 13-3	13-14-1	3-6-0	9	14-7	3-3	Uelmen (2-2)	1,146	2:40
3/26	Northwestern State	W, 5-0	5-8-0	0-2-3	9	15-7	3-3	Dallas (3-0)	1,182	2:10
3/31	at Arizona*	W, 15-3	15-22-1	3-5-0	9	16-7	4-3	Stoffal (3-2)	3,984	2:57
4/1	at Arizona*	W, 13-11	13-21-3	11-17-3	9	17-7	5-3	Dallas (4-0)	4,436	3:39
4/2	at Arizona*	W, 8-5	8-12-0	5-10-1	9	18-7	6-3	Anderson (2-0)	3,343	3:08
4/4	Portland	W, 9-1	9-10-0	1-6-0	9	19-7	6-3	Spoljaric (2-0)	1,279	2:39
4/7	Oregon State*	W, 2-0	2-7-1	0-2-0	9	20-7	7-3	Stoffal (4-2)	3,224	2:43
4/8	Oregon State*	L, 4-2	2-4-0	4-6-1	9	20-8	7-4	Grabmann (0-2)	3,879	2:45
4/9	Oregon State*	L, 12-2	2-3-1	12-9-0	9	20-9	7-5	Uelmen (2-3)	1,645	3:04
4/11	San Francisco	W, 5-3	5-9-0	3-7-3	9	21-9	7-5	Pace (2-1)	1,055	2:36
4/12	San Francisco	W, 16-6	16-14-3	6-6-5	9	22-9	7-5	Anderson (3-0)	904	2:56
4/14	Stanford*	W, 4-0	4-7-0	0-3-0	9	23-9	8-5	Stoffal (5-2)	2,506	1:58
4/15	Stanford*	W, 8-1	8-11-0	1-5-0	9	24-9	9-5	Mercado (3-0)	2,322	2:11
4/16	Stanford*	L, 6-4	4-5-2	6-7-1	9	24-10	9-6	Dallas (4-1)	1,351	3:05
4/18	at Portland	L, 10-9	9-9-3	10-11-1	9	24-11	9-6	Mollerus (1-1)	307	3:46
4/21	at California*	W, 5-4	5-8-1	4-7-2	9	25-11	10-6	Dallas (5-1)	1,371	2:48
4/22	at California*	L, 8-6	8-9-1	6-10-0	9	25-12	10-7	Grinsell (1-1)	818	2:56
4/23	at California*	W, 9-3	9-14-1	3-10-3	9	26-12	11-7	Spoljaric (3-0)	1,031	3:08
4/25	Gonzaga	W, 11-4	11-13-0	4-11-0	9	27-12	11-7	Uelmen (3-3)	1,202	2:33
4/26	Gonzaga	W, 10-5	10-11-0	5-7-0	9	28-12	11-7	Spoljaric (4-0)	1,276	2:38
4/28	Arizona State*	W, 11-5	11-13-2	5-6-1	9	29-12	12-7	Stoffal (6-2)	2,150	2:30
4/29	Arizona State*	W, 16-10	16-19-0	10-11-0	9	30-12	13-7	Mercado (4-0)	3,821	3:00
4/30	Arizona State*	L, 9-6	6-7-0	9-9-2	9	30-13	13-8	Mollerus (1-2)	1,687	3:03
5/2	at Oregon State	L, 11-6	6-12-1	11-12-1	9	30-14	13-8	Pace (2-2)	3,835	3:15
5/5	at USC*	L, 7-2	2-8-0	7-8-0	9	30-15	13-9	Uelmen (3-4)	2,105	2:42
5/6	at USC*	W, 7-5	7-9-0	5-7-2	9	31-15	14-9	Dallas (6-1)	879	3:14
5/7	at USC*	L, 11-4	4-10-3	11-13-1	9	31-16	14-10	Grabmann (0-3)	907	3:02
5/12	Washington*	L, 14-5	5-10-1	14-13-2	9	31-17	14-11	Mercado (4-1)	2,435	3:15
5/13	Washington*	L, 18-8	8-12-1	18-18-1	9	31-18	14-12	Pace (2-3)	2,660	3:00
5/14	Washington*	L, 11-5	5-8-0	11-15-1	9	31-19	14-13	Dallas (6-2)	3,060	3:47
5/18	at Utah*	L, 12-5	5-9-4	12-11-1	9	31-20	14-14	McShane (1-2)	2,163	3:27
5/19	at Utah*	W, 9-1	9-15-1	1-8-1	9	32-20	15-14	Spoljaric (5-0)	1,678	2:58
5/20	at Utah*	W, 15-3	15-17-0	3-7-3	9	33-20	16-14	Grabmann (1-3)	1,894	2:56
5/23	vs. California%	W, 3-2	3-11-0	2-6-1	9	34-20	16-14	Mercado (5-1)	2,032	2:35
5/25	vs. Stanford%	W, 8-6	8-13-1	6-12-1	10	35-20	16-14	Mollerus (2-2)	2,384	3:31
5/26	vs. Washington%	W, 12-7	12-20-1	7-12-3	9	36-20	16-14	Grinsell (2-1)	2,563	2:37
5/27	vs. Arizona%	W, 5-4	5-10-1	4-10-1	9	37-20	16-15	Spoljaric (6-0)	4,051	2:29

\* Pac-12 Conference Game

% Pac-12 Tournament Game

## 2023 LINEUP BY BATTING ORDER

Date	Opponent	No. (Times)	Result	No. 1	No. 2	No. 3	No. 4	No. 5	No. 6	No. 7	No. 8	No. 9
2/17	Xavier	1 (1)	W, 3-2	Nishida	Cowley	T. Smith	Diodati	Cromwick	Walsh	King	Shade	Grant
2/18	Xavier	2 (1)	W, 9-2	Nishida	Cowley	T. Smith	Diodati	Cromwick	Walsh	Ceballos	Shade	Grant
2/18	Xavier	3 (1)	W, 5-3	Nishida	Cowley	T. Smith	Diodati	Ceballos	Hellman	Shade	Thompson	Grant
2/19	Xavier	4 (1)	W, 3-1	Nishida	Cowley	T. Smith	Diodati	Cromwick	Walsh	Lytle	Boettcher	Grant
2/24	UC Santa Barbara	5 (1)	L, 6-2	Nishida	Cowley	T. Smith	Cromwick	Diodati	Ceballos	Walsh	Shade	Grant
2/25	UC Santa Barbara	6 (1)	L, 10-0	Nishida	Smith	Diodati	Cowley	Cromwick	Walsh	Shade	King	Grant
2/25	UC Santa Barbara	7 (1)	L, 4-1	Nishida	T. Smith	Cowley	Ceballos	Walsh	Diodati	Shade	Thompson	Grant
3/2	San Diego	8 (1)	W, 3-2	Nishida	Shade	T. Smith	Ceballos	Cowley	Cromwick	Walsh	Boettcher	Grant
3/3	San Diego	9 (1)	W, 4-3	T. Smith	Nishida	Ceballos	Cowley	Cromwick	Walsh	Boettcher	Diodati	Grant
3/4	San Diego	10 (1)	W, 13-0	T. Smith	Nishida	Ceballos	Cowley	Walsh	Shade	Diodati	Thompson	Grant
3/5	San Diego	10 (2)	W, 5-1	T. Smith	Nishida	Ceballos	Cowley	Walsh	Shade	Diodati	Thompson	Grant
3/11	UCLA*	11 (1)	W, 6-2	T. Smith	Nishida	Ceballos	Cowley	Walsh	Shade	Diodati	Cromwick	Grant
3/12	UCLA*	10 (3)	L, 8-7	T. Smith	Nishida	Ceballos	Cowley	Walsh	Shade	Diodati	Thompson	Grant
3/13	UCLA*	12 (1)	L, 16-0	T. Smith	Nishida	Ceballos	Cowley	Walsh	Shade	Jaha	Thompson	Grant
3/15	Niagara	13 (1)	L, 8-5	T. Smith	Hellman	Ceballos	Walsh	Shade	Diodati	Cromwick	Grant	Nishida
3/17	at Washington St.*	14 (1)	L, 7-1	Nishida	Cowley	Ceballos	Smith	Shade	Walsh	Cromwick	Garate	Grant
3/18	at Washington St.*	15 (1)	W, 14-8	Nishida	Shade	Cowley	Ceballos	T. Smith	Walsh	Thompson	Garate	Grant
3/19	at Washington St.*	16 (1)	W, 13-7	Nishida	Shade	Cowley	Ceballos	T. Smith	Walsh	Cromwick	Garate	Grant
3/24	Northwestern St.	16 (2)	W, 16-1	Nishida	Shade	Cowley	Ceballos	T. Smith	Walsh	Cromwick	Garate	Grant
3/25	Northwestern St.	16 (3)	W, 12-7	Nishida	Shade	Cowley	Ceballos	T. Smith	Walsh	Cromwick	Garate	Grant
3/25	Northwestern St.	17 (1)	W, 13-3	Nishida	Shade	Cowley	Ceballos	T. Smith	Hellman	Bennett	Garate	Grant
3/26	Northwestern St.	18 (1)	W, 5-0	Nishida	Shade	Cowley	Ceballos	T. Smith	Cromwick	Walsh	Hellman	Grant
3/31	at Arizona*	19 (1)	W, 15-3	Nishida	Shade	Cowley	Ceballos	T. Smith	Walsh	Cromwick	Hellman	Grant
4/1	at Arizona*	20 (1)	W, 13-11	Nishida	Shade	Cowley	Ceballos	T. Smith	Walsh	Thompson	Hellman	Grant
4/2	at Arizona*	21 (1)	W, 8-5	Nishida	Shade	Cowley	Ceballos	T. Smith	Walsh	Cromwick	Diodati	Grant
4/4	Portland	22 (1)	W, 9-1	Nishida	Shade	Cowley	Ceballos	T. Smith	Walsh	Thompson	Diodati	Grant
4/7	Oregon State*	23 (1)	W, 2-0	Nishida	Shade	Cowley	Ceballos	T. Smith	Walsh	Cromwick	Jaha	Grant
4/8	Oregon State*	20 (2)	L, 4-2	Nishida	Shade	Cowley	Ceballos	T. Smith	Walsh	Thompson	Hellman	Grant
4/9	Oregon State*	19 (2)	L, 12-2	Nishida	Shade	Cowley	Ceballos	T. Smith	Walsh	Cromwick	Hellman	Grant
4/11	San Francisco	24 (1)	W, 5-3	Nishida	Shade	Cowley	Ceballos	T. Smith	Walsh	Thompson	Jaha	Grant
4/12	San Francisco	25 (1)	W, 16-6	Nishida	Shade	Cowley	Ceballos	T. Smith	Walsh	Cromwick	Boettcher	Grant
4/14	Stanford*	25 (2)	W, 4-0	Nishida	Shade	Cowley	Ceballos	T. Smith	Walsh	Cromwick	Boettcher	Grant
4/15	Stanford*	25 (3)	W, 8-1	Nishida	Shade	Cowley	Ceballos	T. Smith	Walsh	Cromwick	Boettcher	Grant
4/16	Stanford*	25 (4)	L, 6-4	Nishida	Shade	Cowley	Ceballos	T. Smith	Walsh	Cromwick	Boettcher	Grant
4/18	at Portland	26 (1)	L, 10-9	Nishida	Shade	Cowley	Ceballos	T. Smith	Walsh	Cromwick	Boettcher	Grant
4/21	at California*	27 (1)	W, 5-4	Nishida	Shade	Cowley	Ceballos	T. Smith	Walsh	Cromwick	D. Smith	Grant
4/22	at California*	28 (1)	L, 8-6	Nishida	Shade	Cowley	Ceballos	T. Smith	Walsh	Thompson	Aroz	Grant
4/23	at California*	28 (2)	W, 9-3	Nishida	Shade	Cowley	Ceballos	T. Smith	Walsh	Thompson	Aroz	Grant
4/25	Gonzaga	29 (1)	W, 11-4	Nishida	Aroz	Cowley	Ceballos	T. Smith	Walsh	Thompson	Boettcher	Grant
4/26	Gonzaga	30 (1)	W, 10-5	Nishida	D. Smith	Cowley	Ceballos	T. Smith	Walsh	Cromwick	Boettcher	Grant
4/28	Arizona State*	31 (1)	W, 11-5	Nishida	Shade	Cowley	Ceballos	T. Smith	Walsh	Cromwick	Aroz	Grant
4/29	Arizona State*	27 (2)	W, 16-10	Nishida	Shade	Cowley	Ceballos	T. Smith	Walsh	Cromwick	D. Smith	Grant
4/30	Arizona State*	32 (1)	L, 9-6	Nishida	Shade	Cowley	D. Smith	T. Smith	Walsh	Cromwick	Aroz	Grant
5/2	at Oregon State	33 (1)	L, 11-6	Nishida	Shade	Cowley	D. Smith	T. Smith	Walsh	Thompson	Boettcher	Grant
5/5	at USC*	27 (3)	L, 7-2	Nishida	Shade	Cowley	Ceballos	T. Smith	Walsh	Cromwick	D. Smith	Grant
5/6	at USC*	34 (1)	W, 7-5	Nishida	Shade	Cowley	Ceballos	T. Smith	Walsh	D. Smith	Cromwick	Grant
5/7	at USC*	35 (1)	L, 11-4	Nishida	Shade	Cowley	Ceballos	T. Smith	Walsh	D. Smith	Aroz	Grant
5/12	Washington*	34 (2)	L, 14-5	Nishida	Shade	Cowley	Ceballos	T. Smith	Walsh	D. Smith	Cromwick	Grant
5/13	Washington*	36 (1)	L, 18-8	Nishida	Shade	Cowley	Ceballos	T. Smith	D. Smith	Walsh	Thompson	Grant
5/14	Washington*	37 (1)	L, 11-5	Nishida	Shade	Cowley	Ceballos	T. Smith	D. Smith	Walsh	Cromwick	Grant
5/18	at Utah*	37 (2)	L, 12-5	Nishida	Shade	Cowley	Ceballos	T. Smith	D. Smith	Walsh	Cromwick	Grant
5/19	at Utah*	36 (2)	W, 9-1	Nishida	Shade	Cowley	Ceballos	T. Smith	D. Smith	Walsh	Thompson	Grant
5/20	at Utah*	36 (3)	W, 15-3	Nishida	Shade	Cowley	Ceballos	T. Smith	D. Smith	Walsh	Thompson	Grant
5/23	vs. California%	36 (4)	W, 3-2	Nishida	Shade	Cowley	Ceballos	T. Smith	D. Smith	Walsh	Thompson	Grant
5/25	vs. Stanford%	36 (5)	W, 8-6 (10)	Nishida	Shade	Cowley	Ceballos	T. Smith	D. Smith	Walsh	Thompson	Grant
5/26	vs. Washington%	36 (6)	W, 12-7	Nishida	Shade	Cowley	Ceballos	T. Smith	D. Smith	Walsh	Thompson	Grant
5/27	vs. Arizona%	36 (7)	W, 5-4	Nishida	Shade	Cowley	Ceballos	T. Smith	D. Smith	Walsh	Thompson	Grant

\* Pac-12 Conference Game

% Pac-12 Tournament Game

## 2023 LINEUP BY POSITION

Date	Opponent	No. (Times)	Result	C	1B	2B	3B	SS	LF	CF	RF	DH
2/17	Xavier	1 (1)	W, 3-2	Cromwick	Walsh	Nishida	Cowley	Grant	T. Smith	Shade	Diodati	King
2/18	Xavier	2 (1)	W, 9-2	Cromwick	Walsh	Nishida	Cowley	Grant	T. Smith	Shade	Diodati	Ceballos
2/18	Xavier	3 (1)	W, 5-3	Thompson	Ceballos	Nishida	Cowley	Grant	T. Smith	Shade	Diodati	Hellman
2/19	Xavier	4 (1)	W, 3-1	Cromwick	Walsh	Nishida	Cowley	Grant	T. Smith	Boettcher	Lytle	Diodati
2/24	UC Santa Barbara	2 (2)	L, 6-2	Cromwick	Walsh	Nishida	Cowley	Grant	T. Smith	Shade	Diodati	Ceballos
2/25	UC Santa Barbara	1 (2)	L, 10-0	Cromwick	Walsh	Nishida	Cowley	Grant	T. Smith	Shade	Diodati	King
2/25	UC Santa Barbara	5 (1)	L, 4-1	Thompson	Walsh	Nishida	Cowley	Grant	T. Smith	Shade	Diodati	Ceballos
3/2	San Diego	6 (1)	W, 3-2	Cromwick	Walsh	Nishida	Ceballos	Grant	T. Smith	Shade	Boettcher	Cowley
3/3	San Diego	7 (1)	W, 4-3	Cromwick	Walsh	Nishida	Ceballos	Grant	T. Smith	Boettcher	Diodati	Cowley
3/4	San Diego	8 (1)	W, 13-0	Thompson	Walsh	Nishida	Ceballos	Grant	T. Smith	Shade	Diodati	Cowley
3/5	San Diego	8 (2)	W, 5-1	Thompson	Walsh	Nishida	Ceballos	Grant	T. Smith	Shade	Diodati	Cowley
3/11	UCLA*	9 (1)	W, 6-2	Cromwick	Walsh	Nishida	Ceballos	Grant	T. Smith	Shade	Diodati	Cowley
3/12	UCLA*	8 (3)	L, 8-7	Thompson	Walsh	Nishida	Ceballos	Grant	T. Smith	Shade	Diodati	Cowley
3/13	UCLA*	10 (1)	L, 16-0	Thompson	Walsh	Cowley	Ceballos	Grant	T. Smith	Shade	Nishida	Jaha
3/15	Niagara	11 (1)	L, 8-5	Cromwick	Walsh	Nishida	Ceballos	Grant	T. Smith	Shade	Diodati	Hellman
3/17	at Washington St.*	12 (1)	L, 7-1	Cromwick	Walsh	Grant	Ceballos	Garate	T. Smith	Shade	Nishida	Cowley
3/18	at Washington St.*	13 (1)	W, 14-8	Thompson	Walsh	Grant	Ceballos	Garate	T. Smith	Shade	Nishida	Cowley
3/19	at Washington St.*	12 (2)	W, 13-7	Cromwick	Walsh	Grant	Ceballos	Garate	T. Smith	Shade	Nishida	Cowley
3/24	Northwestern St.	12 (3)	W, 16-1	Cromwick	Walsh	Grant	Ceballos	Garate	T. Smith	Shade	Nishida	Cowley
3/25	Northwestern St.	12 (4)	W, 12-7	Cromwick	Walsh	Grant	Ceballos	Garate	T. Smith	Shade	Nishida	Cowley
3/25	Northwestern St.	14 (1)	W, 13-3	Thompson	Hellman	Grant	Ceballos	Garate	T. Smith	Shade	Nishida	Cowley
3/26	Northwestern St.	15 (1)	W, 5-0	Cromwick	Hellman	Grant	Ceballos	Cowley	T. Smith	Shade	Nishida	Walsh
3/31	at Arizona*	15 (2)	W, 15-3	Cromwick	Hellman	Grant	Ceballos	Cowley	T. Smith	Shade	Nishida	Walsh
4/1	at Arizona*	16 (1)	W, 13-11	Thompson	Hellman	Grant	Ceballos	Cowley	T. Smith	Shade	Nishida	Walsh
4/2	at Arizona*	17 (1)	W, 8-5	Cromwick	Walsh	Grant	Ceballos	Cowley	T. Smith	Shade	Nishida	Diodati
4/4	Portland	18 (1)	W, 9-1	Thompson	Walsh	Grant	Ceballos	Cowley	T. Smith	Shade	Nishida	Diodati
4/6	Oregon State*	19 (1)	W, 2-0	Cromwick	Walsh	Grant	Ceballos	Cowley	T. Smith	Shade	Nishida	Jaha
4/7	Oregon State*	16 (2)	L, 4-2	Thompson	Hellman	Grant	Ceballos	Cowley	T. Smith	Shade	Nishida	Walsh
4/8	Oregon State*	15 (3)	L, 12-2	Cromwick	Hellman	Grant	Ceballos	Cowley	T. Smith	Shade	Nishida	Walsh
4/11	San Francisco	10 (2)	W, 5-3	Thompson	Walsh	Grant	Ceballos	Cowley	T. Smith	Shade	Nishida	Jaha
4/12	San Francisco	20 (1)	W, 16-6	Cromwick	Walsh	Grant	Ceballos	Cowley	Boettcher	Shade	Nishida	T. Smith
4/14	Stanford*	21 (1)	W, 4-0	Cromwick	Walsh	Grant	Ceballos	Cowley	T. Smith	Shade	Boettcher	Nishida
4/15	Stanford*	21 (2)	W, 8-1	Cromwick	Walsh	Grant	Ceballos	Cowley	T. Smith	Shade	Boettcher	Nishida
4/16	Stanford*	21 (3)	L, 6-4	Cromwick	Walsh	Grant	Ceballos	Cowley	T. Smith	Shade	Boettcher	Nishida
4/18	at Portland	22 (1)	L, 10-9	Thompson	Walsh	Grant	Ceballos	Cowley	T. Smith	Shade	Boettcher	Nishida
4/21	at California*	23 (1)	W, 5-4	Cromwick	Walsh	Grant	Ceballos	Cowley	T. Smith	Shade	Nishida	D. Smith
4/22	at California*	24 (1)	L, 8-6	Thompson	Walsh	Grant	Ceballos	Cowley	T. Smith	Shade	Nishida	Aroz
4/23	at California*	24 (2)	W, 9-3	Thompson	Walsh	Grant	Ceballos	Cowley	T. Smith	Shade	Nishida	Aroz
4/25	Gonzaga	25 (1)	W, 11-4	Thompson	Walsh	Grant	Ceballos	Cowley	T. Smith	Boettcher	Nishida	Aroz
4/26	Gonzaga	26 (1)	W, 10-5	Cromwick	Walsh	Grant	D. Smith	Cowley	T. Smith	Boettcher	Nishida	Ceballos
4/28	Arizona State*	27 (1)	W, 11-5	Cromwick	Walsh	Grant	Ceballos	Cowley	T. Smith	Shade	Nishida	Aroz
4/29	Arizona State*	23 (2)	W, 16-10	Cromwick	Walsh	Grant	Ceballos	Cowley	T. Smith	Shade	Nishida	D. Smith
4/30	Arizona State*	28 (1)	L, 9-6	Thompson	Walsh	Grant	D. Smith	Cowley	T. Smith	Shade	Nishida	Aroz
5/2	at Oregon State	29 (1)	L, 11-6	Thompson	Walsh	Grant	D. Smith	Cowley	T. Smith	Shade	Boettcher	Nishida
5/5	at USC*	30 (1)	L, 7-2	Cromwick	Walsh	Grant	D. Smith	Cowley	T. Smith	Shade	Nishida	Ceballos
5/6	at USC*	30 (2)	W, 7-5	Cromwick	Walsh	Grant	D. Smith	Cowley	T. Smith	Shade	Nishida	Ceballos
5/7	at USC*	31 (1)	L, 11-4	Aroz	Walsh	Grant	D. Smith	Cowley	T. Smith	Shade	Nishida	Ceballos
5/12	Washington*	30 (3)	L, 14-5	Cromwick	Walsh	Grant	D. Smith	Cowley	T. Smith	Shade	Nishida	Ceballos
5/13	Washington*	32 (1)	L, 18-8	Thompson	Walsh	Grant	D. Smith	Cowley	T. Smith	Shade	Nishida	Ceballos
5/14	Washington*	30 (4)	L, 11-5	Cromwick	Walsh	Grant	D. Smith	Cowley	T. Smith	Shade	Nishida	Ceballos
5/18	at Utah*	23 (3)	L, 12-5	Cromwick	Walsh	Grant	Ceballos	Cowley	T. Smith	Shade	Nishida	D. Smith
5/19	at Utah*	33 (1)	W, 9-1	Thompson	Walsh	Grant	Ceballos	Cowley	T. Smith	Shade	Nishida	D. Smith
5/20	at Utah*	33 (2)	W, 15-3	Thompson	Walsh	Grant	Ceballos	Cowley	T. Smith	Shade	Nishida	D. Smith
5/23	vs. California%	33 (3)	W, 3-2	Thompson	Walsh	Grant	Ceballos	Cowley	T. Smith	Shade	Nishida	D. Smith
5/25	vs. Stanford%	33 (4)	W, 8-6 (10)	Thompson	Walsh	Grant	Ceballos	Cowley	T. Smith	Shade	Nishida	D. Smith
5/26	vs. Washington%	33 (5)	W, 12-7	Thompson	Walsh	Grant	Ceballos	Cowley	T. Smith	Shade	Nishida	D. Smith
5/27	vs. Arizona%	33 (6)	W, 5-4	Thompson	Walsh	Grant	Ceballos	Cowley	T. Smith	Shade	Nishida	D. Smith

\* Pac-12 Conference Game

% Pac-12 Tournament Game

2023 BOX SCORES

2023 Oregon Baseball
Xavier at #25 Oregon
2/17/23 at Eugene, Ore. (PK Park)

Box score for Xavier 2 (0-1) vs Oregon 3 (1-0) on 2/17/23. Includes player stats for both teams and a totals row.

Score by Innings table for the game, showing runs, hits, and errors by inning.

Note: 1 out, 2 runners LOB when the game ended.

E - CUSHING, DP - Oregon 1. LOB - Xavier 8; Oregon 3. 2B - Diodati, O; Cromwick, J. HR - HENDRICKSON. HBP - HOUSINGER. SF - Diodati, O. CS - HENDRICKSON; Smith, T.

Player performance statistics table for the game, including IP, H, R, ER, BB, SO, AB, BF, NP for both teams.

Win - Mollerus, J (1-0). Loss - SCHWANER (0-1). Save - None.
WP - Anderson, A. HBP - by Hughes, J (HOUSINGER). Pitches/strikes: BOSACKER 80/54; BARNETT 8/4; SCHWANER 24/12; Mercado, L 69/43; Hughes, J 38/15; Anderson, A 22/10; Umlandt, J 12/9; Mollerus, J 16/8.

Umpires - HP: Darrel Mason 1B: Frank Pflugrad 2B: Jeffrey Macias 3B: Stephen Barga
Start: 3:05 pm Time: 2:30 Attendance: 1488
Weather: Opening day, enough said
Hughes, J faced 1 batter in the 7th.

2023 Oregon Baseball
Xavier at #20 Oregon
2/18/23 at Eugene, Ore. (PK Park)

Box score for Xavier 2 (0-2) vs Oregon 9 (2-0) on 2/18/23. Includes player stats and totals.

Score by Innings table for the game.

E - Grant, G(1). LOB - Xavier 6; Oregon 2. 2B - WALKER(1); Smith, T(1). HR - Cromwick, J 2(2); Ceballos, S(1). HBP - HENDRICKSON; Smith, T. SH - Grant, G(1). SB - Nishida, R(1). CS - Ganus, T(1).

Player performance statistics table for the game.

Win - Uelmen, L (1-0). Loss - ALAZAUS (0-1). Save - None.
WP - BAILEY. HBP - by Uelmen, L (HENDRICKSON); by ALAZAUS (Smith, T). Pitches/strikes: ALAZAUS 71/46; BAILEY 27/14; ZICKA 12/7; Uelmen, L 85/60; Grinsell, G 31/21.

Umpires - HP: Frank Pflugrad 1B: Jeffrey Macias 2B: Stephen Barga 3B: Darrel Mason
Start: 12:05 pm Time: 2:01 Attendance:
Weather: It's ok

2023 Oregon Baseball
Xavier at #20 Oregon (Game 2)
2/18/23 at Eugene, Ore. (PK Park)

Box score for Xavier 3 (0-3) vs Oregon 5 (3-0) on 2/18/23. Includes player stats and totals.

Score by Innings table for the game.

E - HOUSINGER(1); MCCORMICK(1); Cowley, D 2(2). DP - Xavier 2. LOB - Xavier 13; Oregon 4. 2B - STEPHENSON(1); MCCORMICK(1). HR - HOUSINGER(1); DETERS(1); Cowley, D(1). HBP - Nishida, R; Smith, T; Shade, C. SH - DEPREY(1); Thompson, B. CS - Nishida, R(1).

Player performance statistics table for the game.

Win - Spoljaric, T (1-0). Loss - LOER (0-1). Save - Dallas, M (1).
HBP - by LOER (Shade, C); by KELLY (Smith, T); by HOSKINS (Nishida, R). BK - Spoljaric, T. Pitches/strikes: LOER 54/35; KELLY 29/17; HOSKINS 44/24; Grabmann, M 81/48; Spoljaric, T 40/28; Dallas, M 27/22.

Umpires - HP: Jeffrey Macias 1B: Stephen Barga 2B: Darrel Mason 3B: Frank Pflugrad
Start: 2:50 PM Time: 2:29 Attendance: 1455
Weather: It's okay
LOER faced 2 batters in the 5th.

2023 Oregon Baseball
Xavier at #20 Oregon
2/19/23 at Eugene, Ore. (PK Park)

Box score for Xavier 1 (0-4) vs Oregon 3 (4-0) on 2/19/23. Includes player stats and totals.

Score by Innings table for the game.

E - STEPHENSON(1). DP - Xavier 2. LOB - Xavier 9; Oregon 6. 2B - WALKER(2); HENDRICKSON(1). HR - Cromwick, J(3); Grant, G(1). SB - Nishida, R(2); Cromwick, J(1).

Player performance statistics table for the game.

Win - McShane, D (1-0). Loss - BELL (0-1). Save - Mollerus, J (1).
WP - BOYLE. Pitches/strikes: BOYLE 79/45; BELL 50/32; SCHWANER 10/8; Pace, J 81/52; Olson, L 20/8; McShane, D 12/9; Mollerus, J 22/15.

Umpires - HP: Stephen Barga 1B: Darrel Mason 2B: Frank Pflugrad 3B: Jeffrey Macias
Start: 12:05 pm Time: 2:23 Attendance: 1455
Weather: on point



# 2023 BOX SCORES

## 2023 Oregon Baseball UC Santa Barbara at #20 Oregon 2/24/23 at Eugene, Ore. (PK Park)

### UC Santa Barbara 6 (3-2)

Player	ab	r	h	rbi	bb	so	po	a	lob	avg
Zander Darby 3b	3	2	1	2	2	1	1	2	1	.321
Ivan Brethowr lf	5	1	2	4	0	2	6	0	2	.467
Christian Kirtley dh	5	0	1	0	0	2	0	0	0	.167
Broc Mortensen rf	2	0	0	0	3	0	0	0	0	.167
John Newman, Jr. c	3	0	1	0	2	1	7	1	0	.235
Nick Oakley 2b	5	0	0	0	1	4	1	4	0	.069
LeTrey McCollum 1b	5	0	0	0	0	5	0	3	0	.103
Jonah Sebring cf	4	2	2	0	0	1	1	0	0	.421
Corey Nunez ss	2	1	1	0	2	0	3	2	0	.421
Mike Gutierrez p	0	0	0	0	0	0	1	0	0	-
Brady Huddleston p	0	0	0	0	0	0	0	0	0	-
Carter Benbrook p	0	0	0	0	0	0	0	0	0	-
Alex Schrier p	0	0	0	0	0	0	0	0	0	-
Totals	34	6	8	6	9	8	27	7	10	

### Oregon 2 (4-1)

Player	ab	r	h	rbi	bb	so	po	a	lob	avg
Nishida, Rikuu 2b	3	1	1	0	1	0	1	4	0	.348
Cowley, Drew 3b	5	0	1	0	1	1	1	1	4	.167
Smith, Tanner lf	4	1	2	0	0	1	7	0	1	.409
Cromwick, Josiah c	3	0	0	1	0	0	8	0	1	.222
Diodati, Owen rf	4	0	1	0	0	1	2	0	0	.200
Ceballos, Sabin dh	1	0	0	0	2	1	0	0	0	.250
King, Towns ph	1	0	0	0	0	0	0	0	0	.000
Walsh, Jacob 1b	4	0	0	0	0	2	5	0	3	.045
Shade, Colby cf	3	0	1	0	0	2	1	0	0	.294
Aroz, Anson ph	1	0	0	0	0	0	0	0	0	.000
Grant, Gavin ss	1	0	1	0	3	0	2	1	0	.385
Stoffal, Jace p	0	0	0	0	0	0	0	0	0	-
Mercado, Logan p	0	0	0	0	0	0	0	0	0	-
Umlandt, Ian p	0	0	0	0	0	0	0	0	0	-
McShane, Dylan p	0	0	0	0	0	0	0	0	0	-
Hughes, Jacob p	0	0	0	0	0	0	0	0	0	-
Totals	30	2	7	2	6	8	27	6	9	

Score by Innings	1	2	3	4	5	6	7	8	9	10	R	H	E
UC Santa Barbara	0	0	2	0	0	0	4	0	0	0	6	8	3
Oregon	0	0	0	0	1	0	0	1	0	X	2	7	0

E - J. Newman(2); J. Sebring(2); A. Schrier(2). DP - UCSB 1; Oregon 1. LOB - UCSB 10; Oregon 9. HR - Z. Darby(2); I. Brethowr(3). SH - Nishida, R(2). SF - Cromwick, J(2). SB - I. Brethowr 2(4); J. Sebring 2(4); C. Nunez(2); Nishida, R 2(6).

UC Santa Barbara	ip	r	h	er	bb	so	ab	bf	np	era	Oregon	ip	r	h	er	bb	so	ab	bf	np	era
Mike Gutierrez	5.1	6	1	1	2	6	20	23	97	2.14	Stoffal, Jace	3.0	2	2	2	0	2	11	11	36	6.00
Brady Huddleston	0.0	0	0	0	1	0	0	1	4	0.00	Mercado, Logan	3.2	3	4	4	6	3	13	19	76	7.80
Carter Benbrook	0.2	0	0	0	0	1	1	1	3.86	Umlandt, Ian	0.1	1	0	0	1	0	2	3	11	0.00	
Alex Schrier	3.0	1	1	0	3	2	9	13	61	0.00	McShane, Dylan	1.0	1	0	0	0	1	4	4	15	0.00
											Hughes, Jacob	1.0	1	0	0	2	2	4	6	26	1.80

Win - M. Gutierrez (1-0). Loss - Stoffal, J (0-1). Save - A. Schrier (1).  
WP - Stoffal, J(2); McShane, D(2). PB - J. Newman(3). Pitches/strikes: M. Gutierrez 97/62; B. Huddleston 4/0; C. Benbrook 1/1; A. Schrier 61/30; Stoffal, J 36/25; Mercado, L 76/38; Umlandt, I 11/6; McShane, D 15/8; Hughes, J 26/13.

Umpires - HP: Micheal Fichter 1B: Darren Hyman 2B: Nolan Earley 3B: Darrel Mason  
Start: 2:05 pm Time: 3:07 Attendance: 1096  
Weather: Perfect 4 Penguins

## 2023 Oregon Baseball UC Santa Barbara at #20 Oregon (Game 1) 2/25/23 at Eugene, Ore. (PK Park)

### UC Santa Barbara 10 (4-2)

Player	ab	r	h	rbi	bb	so	po	a	lob
Zander Darby 3b	6	0	0	0	2	0	0	0	3
Ivan Brethowr lf	5	1	0	1	1	1	0	1	0
Christian Kirtley dh	5	1	1	1	2	0	0	2	0
Broc Mortensen rf	4	0	0	0	2	0	0	0	0
Leo Mosby ph	1	0	0	0	0	1	0	0	0
Josh Williams rf	0	0	0	0	0	0	0	0	0
Jared Sundstrom cf	4	3	2	1	1	1	0	2	0
LeTrey McCollum 1b	3	2	1	0	1	1	7	0	0
Aaron Parker c	5	3	3	0	1	16	1	2	0
Nick Oakley 2b	4	0	2	0	1	1	2	0	0
Corey Nunez ss	5	0	3	2	0	0	1	4	1
Matt Ager p	0	0	0	0	0	0	1	0	0
Tyler Bremner p	0	0	0	0	0	0	0	0	0
Totals	42	10	14	8	5	12	27	8	11

### Oregon 0 (4-2)

Player	ab	r	h	rbi	bb	so	po	a	lob
Nishida, Rikuu 2b	3	0	0	0	1	0	3	4	0
Smith, Tanner lf	2	0	0	0	1	0	1	0	0
Aroz, Anson ph	1	0	0	0	1	0	0	0	0
Diodati, Owen rf	3	0	1	0	0	1	1	0	0
Boettcher, Bryce cf	1	0	0	0	0	1	0	0	0
Cowley, Drew 3b	2	0	0	0	1	2	0	0	0
Hellman, Dominic ph	1	0	0	0	0	0	0	0	0
Hensley, Tafton pr	0	0	0	0	0	0	0	0	0
Cromwick, Josiah c	3	0	1	0	0	2	13	1	2
Meggors, Chase ph	1	0	0	0	0	0	0	0	1
Walsh, Jacob 1b	2	0	0	0	1	3	0	0	0
Lytle, Mason ph/cf	1	0	0	0	0	1	0	0	0
Shade, Colby cf	2	0	0	0	2	3	0	2	0
Ceballos, Sabin ph/1b	1	0	0	0	1	2	0	0	0
King, Towns dh	2	0	0	0	2	0	0	0	0
Ganus, Tyler ph	1	0	0	0	1	0	0	0	0
Grant, Gavin ss	2	0	0	0	1	0	2	0	0
Uelmen, Leo p	0	0	0	0	0	1	0	0	0
Grinsell, Grayson p	0	0	0	0	0	0	0	0	0
Spoljaric, Turner p	0	0	0	0	0	0	0	0	0
Rogers, Gus p	0	0	0	0	0	0	0	0	0
Jaha, Jackson p	0	0	0	0	0	0	0	0	0
Totals	28	0	2	0	3	16	27	8	5

Score by Innings	1	2	3	4	5	6	7	8	9	R	H	E
UC Santa Barbara	0	1	0	3	2	1	0	3	0	10	14	1
Oregon	0	0	0	0	0	0	0	0	0	0	2	3

E - C. Nunez(1); Cowley, D(3); Cromwick, J(1); Grant, G(2). DP - UCSB 1; Oregon 1. LOB - UCSB 11; Oregon 5. 2B - J. Sundstrom(1). HR - C. Kirtley(1); J. Sundstrom 2(3); A. Parker 2(2). HBP - L. McCollum; Grant, G. SB - I. Brethowr 2(4); J. Sundstrom 2(2); L. McCollum 3(5). CS - Nishida, R(2).

UC Santa Barbara	ip	r	h	er	bb	so	ab	bf	np	era	Oregon	ip	r	h	er	bb	so	ab	bf	np	era
Matt Ager	6.0	2	0	0	3	9	18	22	97	4.50	Uelmen, Leo	4.0	7	4	3	2	5	19	21	80	8.25
Tyler Bremner	3.0	0	0	0	0	7	10	10	49	0.00	Grinsell, Grayson	1.2	2	3	2	1	3	8	10	39	14.17
											Spoljaric, Turner	1.1	1	0	0	2	1	5	7	31	8.18
											Rogers, Gus	0.2	4	3	0	2	6	6	19	19	26.32
											Jaha, Jackson	1.1	0	0	0	1	4	4	12	12	10.91

Win - M. Ager (1-1). Loss - Uelmen, L (1-1). Save - T. Bremner (1).  
HBP - by M. Ager (Grant, G); by Grinsell, G (L. McCollum). BK - Spoljaric, T(2). Pitches/strikes: M. Ager 97/60; T. Bremner 49/29; Uelmen, L 80/48; Grinsell, G 39/21; Spoljaric, T 31/13; Rogers, G 19/12; Jaha, J 12/10.

Umpires - HP: Darren Hyman 1B: Nolan Earley 2B: Darrel Mason 3B: Michael Fichter  
Start: 11:05 am Time: 2:57 Attendance: 1103  
Weather: approaching freezing

## 2023 Oregon Baseball UC Santa Barbara at #20 Oregon (Game 2) 2/25/23 at Eugene, Ore. (PK Park)

### UC Santa Barbara 4 (5-2)

Player	ab	r	h	rbi	bb	so	po	a	lob
Zander Darby 3b	2	0	1	0	1	0	2	0	0
Nick Oakley 2b	1	0	0	0	0	1	0	1	0
Ivan Brethowr lf	4	1	0	0	1	3	1	0	1
Broc Mortensen rf	3	0	1	0	0	1	0	0	1
Jared Sundstrom cf	4	0	2	1	0	2	2	0	0
Aaron Parker dh	3	0	0	0	2	1	0	0	2
Josh Williams pr	0	0	0	0	0	0	0	0	0
LeTrey McCollum 1b	5	0	0	0	2	7	1	4	0
John Newman, Jr. c	3	1	0	0	1	1	1	1	1
Corey Nunez ss	3	1	2	0	1	0	2	4	0
Justin Trimble 2b/3b	2	1	2	1	1	2	2	0	0
Reed Moring p	0	0	0	0	0	1	0	0	0
Hudson Barrett p	0	0	0	0	0	0	1	0	0
Sam Whiting p	0	0	0	0	0	0	0	0	0
Totals	30	4	7	4	6	12	27	11	11

### Oregon 1 (4-3)

Player	ab	r	h	rbi	bb	so	po	a	lob
Nishida, Rikuu 2b	4	0	0	0	0	0	0	5	1
Smith, Tanner lf	4	0	1	0	0	2	1	0	0
Cowley, Drew 3b	4	1	1	0	0	1	1		

# 2023 BOX SCORES

## 2023 Oregon Baseball San Diego at Oregon 3/3/23 at Eugene, Ore. (PK Park)

### San Diego 3 (5-3-1)

Player	ab	r	h	rbi	bb	so	po	a	lob
PERAZA, Angelo rf	4	0	1	0	1	2	2	0	0
SIM, Kevin 1b	5	1	0	0	0	7	0	0	0
COSTELLO, Jack lf	2	1	0	0	3	2	4	0	0
SMITH, Austin dh	4	0	2	1	0	0	0	3	
ARAKAWA, James 2b	4	0	0	0	0	1	2	4	
SEMO, Andrew c	3	0	1	0	1	1	9	0	0
WORTHINGTON, Will 3b	4	1	2	1	0	1	0	1	0
ALLEN, Dustin cf	3	0	0	0	0	0	2	0	0
DECRISCIO, Justin ss	4	0	0	0	0	0	1	3	
SASHIN, James p	0	0	0	0	0	0	0	1	0
GOODCASE, JD p	0	0	0	0	0	0	0	0	0
ROBINSON, Ryan p	0	0	0	0	0	0	0	0	0
Totals	33	3	6	2	6	6	25	5	10

### Oregon 4 (6-3)

Player	ab	r	h	rbi	bb	so	po	a	lob
Smith, Tanner lf	5	1	2	2	0	3	1	0	2
Nishida, Rikuu 2b	2	1	1	0	1	0	3	3	0
Ceballos, Sabin 3b	4	0	0	0	2	1	4	0	0
Cowley, Drew dh	4	0	1	2	0	0	0	1	
Cromwick, Josiah c	4	0	0	0	2	6	0	1	
Walsh, Jacob 1b	3	0	2	0	1	0	12	0	0
Boettcher, Bryce cf	2	0	0	0	0	0	1	0	2
King, Towns ph	1	0	0	0	0	1	0	0	0
Shade, Colby cf	1	0	0	0	0	0	0	0	0
Diodati, Owen rf	4	0	1	0	0	1	2	0	1
Lytle, Mason pr	0	1	0	0	0	0	0	0	0
Grant, Gavin ss	4	1	2	0	0	0	1	3	0
Uelmen, Leo p	0	0	0	0	0	0	0	1	0
Mercado, Logan p	0	0	0	0	0	0	0	1	0
Totals	34	4	9	4	2	9	27	12	8

#### Score by Innings

	1	2	3	4	5	6	7	8	9	R	H	E
San Diego	0	1	1	0	0	0	1	0	0	3	6	2
Oregon	0	0	3	0	0	0	0	0	1	4	9	3

Note: 1 out, 1 runner LOB when the game ended.

E - COSTELLO, J(1); DECRISCIO, J(2); Nishida, R(1); Walsh, J(1); Grant, G(3). DP - Oregon 1. LOB - San Diego 10; Oregon 8. 2B - SMITH, A(2); Smith, T(2); Cowley, D(2); Diodati, O(2); Grant, G(1). HR - WORTHINGTON(1). HBP - ALLEN, D; Nishida, R. SB - Nishida, R 2(7). CS - WORTHINGTON(1).

San Diego	ip	h	r	er	bb	so	ab	bf	np
SASHIN, James	5.2	7	3	3	2	8	24	27	101
GOODCASE, JD	1.1	0	0	0	0	1	4	4	16
ROBINSON, Ryan	1.1	2	1	1	0	0	6	6	13

Oregon	ip	h	r	er	bb	so	ab	bf	np
Uelmen, Leo	5.1	4	2	1	4	3	20	24	98
Mercado, Logan	3.2	2	1	1	2	3	13	16	61

Win - Mercado, L (1-0). Loss - ROBINSON, R (1-1). Save - None.  
HBP - by SASHIN, J (Nishida, R); by Mercado, L (ALLEN, D). Pitches/strikes: SASHIN, J 101/66; GOODCASE, J 16/12; ROBINSON, R 13/11; Uelmen, L 98/60; Mercado, L 61/39.

Umpires - HP: Justin Havey 1B: Eric Petersen 2B: Jason Rogers 3B: Steven Corvi  
Start: 3:05 pm Time: 2:49 Attendance: 1402  
Weather: so-so

## 2023 Oregon Baseball San Diego at Oregon 3/5/23 at Eugene, Ore. (PK Park)

### San Diego 1 (5-5-1)

Player	ab	r	h	rbi	bb	so	po	a	lob
ARAKAWA, James 2b	3	0	0	0	0	4	1	1	
SIM, Kevin 1b	3	0	0	0	1	4	1	2	
COSTELLO, Jack rf	2	0	0	0	2	1	4	0	1
SMITH, Austin lf	3	0	0	0	1	1	0	0	1
PERAZA, Angelo cf	2	1	1	0	2	1	1	0	0
GUREVITCH, Jack dh	4	0	1	0	0	1	0	4	
SEMO, Andrew c	3	0	0	0	0	1	7	1	0
ESQUIVEL, Chris 3b	1	0	0	1	0	1	1	0	0
WORTHINGTON, Will 3b	1	0	0	0	1	0	0	0	0
DECRISCIO, Justin ss	4	0	1	0	0	1	2	2	0
LUNCEFORD, Morgan p	0	0	0	0	0	0	0	0	0
GONZALEZ, Aidan p	0	0	0	0	0	0	0	0	0
ROBINSON, Ryan p	0	0	0	0	0	0	0	0	0
SUSPENZI, Nick p	0	0	0	0	0	0	0	0	0
Totals	26	1	3	1	6	9	24	5	9

### Oregon 5 (8-3)

Player	ab	r	h	rbi	bb	so	po	a	lob
Smith, Tanner lf	3	1	1	0	1	1	0	0	0
Nishida, Rikuu 2b	4	1	1	1	0	1	3	2	0
Boettcher, Bryce cf	0	0	0	0	0	0	0	0	0
Ceballos, Sabin 3b	4	0	1	0	0	2	2	2	0
Cowley, Drew dh	4	0	1	2	0	0	0	1	
Walsh, Jacob 1b	3	0	1	0	1	1	8	0	1
Shade, Colby cf	4	1	1	1	0	2	0	3	
Diodati, Owen rf	2	0	0	0	1	2	3	1	0
Garate, Carter ss	1	0	1	0	0	0	0	0	0
Thompson, Bennett c	4	0	1	0	0	0	9	2	1
Grant, Gavin ss/2b	2	2	1	1	0	0	0	4	0
Grabmann, Matthew p	0	0	0	0	0	0	0	0	0
Anderson, Austin p	0	0	0	0	0	0	0	0	0
McShane, Dylan p	0	0	0	0	0	0	0	0	0
Umlandt, Ian p	0	0	0	0	0	0	0	0	0
Dallas, Matt p	0	0	0	0	0	0	0	0	0
Mollerus, Josh p	0	0	0	0	0	0	0	0	0
Totals	31	5	9	5	3	8	27	12	6

#### Score by Innings

	1	2	3	4	5	6	7	8	9	R	H	E
San Diego	0	1	0	0	0	0	0	0	0	1	3	2
Oregon	1	1	1	0	0	0	2	0	X	5	9	1

E - SEMO, A(1); ESQUIVEL, C(1); Grant, G(4). DP - San Diego 2. LOB - San Diego 9; Oregon 6. 2B - DECRISCIO, J(3); Thompson, B(1). HR - Nishida, R(1); Shade, C(2); Grant, G(2). HBP - ARAKAWA, J 2; ESQUIVEL, C; Grant, G. SH - SEMO, A(2). SF - ESQUIVEL, C(1). SB - Smith, T(1). CS - SIM, K 2(2); Garate, C(1).

San Diego	ip	h	r	er	bb	so	ab	bf	np
LUNCEFORD, Morgan	4.0	5	3	3	2	5	16	18	66
GONZALEZ, Aidan	2.0	1	0	0	1	2	7	8	32
ROBINSON, Ryan	1.0	2	2	2	0	1	5	6	20
SUSPENZI, Nick	1.0	1	0	0	0	0	3	3	14

Oregon	ip	h	r	er	bb	so	ab	bf	np
Grabmann, Matthew	3.0	2	1	1	2	0	7	12	42
Anderson, Austin	2.0	0	0	0	0	2	6	6	27
McShane, Dylan	0.2	0	0	0	1	0	2	3	22
Umlandt, Ian	0.0	0	0	0	1	0	0	1	5
Dallas, Matt	1.1	0	0	0	1	3	4	7	23
Mollerus, Josh	2.0	1	0	0	1	4	7	8	32

Win - Anderson, A (1-0). Loss - LUNCEFORD, M (0-2). Save - None.  
WP - GONZALEZ, A 2(4). HBP - by Grabmann, M (ARAKAWA, J); by Dallas, M (ESQUIVEL, C); by Dallas, M (ARAKAWA, J); by ROBINSON, R (Grant, G). BK - Dallas, M(1). Pitches/strikes: LUNCEFORD, M 66/40; GONZALEZ, A 32/18; ROBINSON, R 20/13; SUSPENZI, N 14/8; Grabmann, M 42/24; Anderson, A 27/21; McShane, D 22/12; Umlandt, I 5/1; Dallas, M 23/11; Mollerus, J 32/21.

Umpires - HP: Jason Rogers 1B: Steven Corvi 2B: Justin Havey 3B: Eric Petersen  
Start: 2:05 pm Time: 2:57 Attendance: 1178  
Weather: Not kidding -- snow delay  
Umlandt, I faced 1 batter in the 6th.

## 2023 Oregon Baseball San Diego at Oregon 3/4/23 at Eugene, Ore. (PK Park)

### San Diego 0 (5-4-1)

Player	ab	r	h	rbi	bb	so	po	a	lob
PERAZA, Angelo rf/cf	3	0	0	0	0	2	0	0	
SIM, Kevin 3b	4	0	0	0	0	0	1	1	
COSTELLO, Jack lf/rf	4	0	2	0	0	0	4	0	0
SMITH, Austin dh	3	0	0	0	1	0	0	0	0
GUREVITCH, Jack 1b	4	0	1	0	0	5	1	2	
WORTHINGTON, Will 2b	4	0	0	0	2	2	1	1	
ARMAS, Ariel c	2	0	0	0	1	6	2	1	
ALLEN, Dustin cf	2	0	0	0	2	0	0	0	0
ARAKAWA, James ph/lf	1	0	0	0	0	1	0	0	0
DECRISCIO, Justin ss	3	0	1	0	0	0	3	1	
RENNIE, Garrett p	0	0	0	0	0	0	1	0	0
ROMERO, Ivran p	0	0	0	0	0	0	0	0	0
MINOR, Chase p	0	0	0	0	0	0	0	0	0
SCHMIDT, Mason p	0	0	0	0	0	0	0	0	0
MICHAEL, Peter p	0	0	0	0	0	0	0	0	0
Totals	30	0	4	0	2	5	24	8	6

### Oregon 13 (7-3)

Player	ab	r	h	rbi	bb	so	po	a	lob
Smith, Tanner lf	5	2	2	1	0	0	2	0	0
Boettcher, Bryce lf/cf	0	0	0	0	0	0	0	0	0
Nishida, Rikuu 2b	2	2	0	0	2	1	0	3	0
Garate, Carter ss	0	0	0	0	0	0	0	0	0
Ceballos, Sabin 3b	2	4	2	2	2	0	1	0	0
Cowley, Drew dh	5	1	3	1	0	0	0	0	0
Walsh, Jacob 1b	4	2	2	2	0	1	7	0	2
Lytle, Mason ph/lf	1	0	0	0	0	0	0	0	0
Shade, Colby cf	4	2	3	6	0	0	7	0	0
King, Towns ph/1b	1	0	0	0	0	1	2	0	0
Diodati, Owen rf	2	0	0	0	2	0	1	0	0
Hensley, Tafton ph	1	0	0	0	0	1	0	0	0
Ganus, Tyler rf	0	0	0	0	0	0	0	0	0
Thompson, Bennett c	4	0	1	1	0	1	5	0	0
Grant, Gavin ss/2b	4	0	0	0	0	2	2	5	4
Pace, Jackson p	0	0	0	0	0	0	0	0	0
Grinsell, Grayson p	0	0	0	0	0	0	0	0	0
McShane, Dylan p	0	0	0	0	0	0	0	0	0
Olson, Logan p	0	0	0	0	0	0	0	0	0
Totals	35	13	13	13	6	7	27	8	6

#### Score by Innings

	1	2	3	4	5	6	7	8	9	R	H	E
San Diego	0	0	0	0	0	0	0	0	0	0	4	1
Oregon	0	0	0	2	4	5	2	0	X	13	13	0

E - SIM, K(1). DP - San Diego 1; Oregon 1. LOB - San Diego 6; Oregon 6. 2B - Ceballos, S(3); Shade, C(2). HR - Smith, T(1); Ceballos, S(2); Shade, C(1). HBP - PERAZA, A; Ceballos, S. SH - Nishida, R(2). SB - GUREVITCH, J(1); DECRISCIO, J(2). CS - Nishida, R(3).

San Diego	ip	h	r	er	bb	so	ab	bf	np
RENNIE, Garrett	4.1	7	6	5	3	4	18	23	86
ROMERO, Ivran	0.2	1	0	0	1	1	3	4	12
MINOR, Chase	0.1	3	4	4	1	0	4	5	25
SCHMIDT, Mason	1.2	3	3	1	0	7	8		

# 2023 BOX SCORES

## 2023 Oregon Baseball #13 UCLA at Oregon 3/11/23 at Eugene, Ore. (PK Park)

### UCLA 8 (11-3,1-1 Pac-12)

Player	ab	r	h	rbi	bb	so	po	a	lob
Schrier, Cody ss	5	0	2	0	0	3	0	0	0
Salgado, AJ 1b	3	2	0	0	2	2	10	1	0
Karros, Kyle 3b	5	2	2	2	0	1	1	1	0
Gourson, Duce 2b	4	2	2	4	0	0	1	4	0
Holman, Jack dh	3	1	0	0	1	1	0	0	1
Perry, Darius c	4	0	2	0	1	0	8	2	3
Vaughns, JonJon rf	3	1	1	1	2	2	0	0	0
Yates, Carson cf	3	0	0	1	1	0	0	0	2
Bythewood, Toussaint lf	5	0	0	0	1	1	0	4	0
Tredwell, Alonzo p	0	0	0	0	0	0	1	0	0
Delveccio, Cody p	0	0	0	0	0	0	0	0	0
Harrison, Charles p	0	0	0	0	0	0	0	0	0
Jewett, Luke p	0	0	0	0	0	0	0	0	0
Totals	35	8	9	8	6	7	27	8	10

### Oregon 7 (10-4,1-1 Pac-12)

Player	ab	r	h	rbi	bb	so	po	a	lob
Smith, Tanner lf	5	1	1	1	0	1	1	0	2
Nishida, Rikuu 2b	4	1	1	0	1	1	0	2	0
Ceballos, Sabin 3b	5	1	4	2	0	0	0	1	0
Cowley, Drew dh	5	1	2	1	0	1	0	0	0
Walsh, Jacob 1b	4	1	1	1	1	2	9	0	1
Shade, Colby cf	3	1	1	0	2	0	6	0	0
Diodati, Owen rf	3	0	0	0	1	2	0	2	0
Hellman, Dominic ph	1	0	0	0	0	0	0	0	3
Boettcher, Bryce cf	0	0	0	0	0	0	0	0	0
Thompson, Bennett c	2	0	1	1	1	1	7	1	0
Ganus, Tyler ph	1	0	0	0	1	0	0	0	0
Grant, Gavin ss	3	0	0	0	0	1	2	3	0
Jaha, Jackson ph	1	1	1	0	0	0	0	0	0
Uelmen, Leo p	0	0	0	0	0	0	0	1	0
Grabmann, Matthew p	0	0	0	0	0	0	0	0	0
McShane, Dylan p	0	0	0	0	0	0	0	1	0
Umlandt, Ian p	0	0	0	0	0	0	0	0	0
Totals	37	7	12	6	5	9	27	9	8

Score by Innings	1	2	3	4	5	6	7	8	9	R	H	E
UCLA	0	1	0	1	4	0	0	2	0	8	9	0
Oregon	0	0	0	1	1	0	0	0	5	7	12	2

E - Ceballos, S(1); Uelmen, L(1). DP - UCLA 1. LOB - UCLA 10; Oregon 8. 2B - Cowley, D(3); Thompson, B(2); Jaha, J(1). HR - Karros(4); Gourson 2(5); Vaughns(6); Ceballos, S(3); Cowley, D(2); Walsh, J(3). HBP - Gourson; Holman; Vaughns. SF - Yates(3). CS - Schrier(2); Walsh, J(1).

UCLA	ip	h	r	er	bb	so	ab	bf	np
Tredwell, Alonzo	5.2	5	2	2	4	3	20	24	103
Delveccio, Cody	1.1	0	0	0	0	3	4	4	18
Harrison, Charles	0.2	2	0	0	1	1	4	5	25
Jewett, Luke	1.1	5	5	5	0	2	9	9	38

Oregon	ip	h	r	er	bb	so	ab	bf	np
Uelmen, Leo	4.0	6	5	5	1	1	18	22	74
Grabmann, Matthew	2.2	1	1	1	3	4	8	12	50
McShane, Dylan	1.0	2	2	2	1	0	4	5	19
Umlandt, Ian	1.1	0	0	0	1	2	5	6	28

Win - Tredwell (3-0). Loss - Uelmen, L (1-2). Save - None.  
 WP - Tredwell(3); Grabmann, M(1). HBP - by Uelmen, L (Vaughns); by Uelmen, L (Gourson); by Uelmen, L (Holman).  
 Pitches/strikes: Tredwell 103/65; Delveccio 18/14; Harrison 25/15; Jewett 38/21; Uelmen, L 74/45; Grabmann, M 50/25; McShane, D 19/11; Umlandt, I 28/17.

Umpires - HP: Christopher Gonzalez 1B: Michael Fichter 2B: Joe Maiden 3B: Jeff Henrichs  
 Start: 2:05 pm Time: 3:28 Attendance: 2008  
 Weather: Weird shiny thing in sky  
 Uelmen, L faced 3 batters in the 5th.

## 2023 Oregon Baseball #13 UCLA at Oregon 3/12/23 at Eugene, Ore. (PK Park)

### UCLA 16 (12-3,2-1 Pac-12)

Player	ab	r	h	rbi	bb	so	po	a	lob
Schrier, Cody ss	3	3	2	1	0	1	3	1	0
Bythewood, Toussaint ph	1	0	0	0	0	1	0	0	0
Reyes, Daylen 2b	1	0	0	0	0	0	1	0	0
Salgado, AJ 1b	4	2	1	0	2	1	8	1	0
Karros, Kyle 3b	6	1	2	3	0	1	0	1	0
Gourson, Duce 2b/5s	4	3	2	4	2	0	1	4	0
Holman, Jack dh	5	2	2	3	1	2	0	0	3
Perry, Darius c	5	1	1	1	0	1	9	4	2
Vaughns, JonJon rf	5	0	2	3	0	1	1	0	0
Yates, Carson cf	5	1	1	0	0	2	0	1	0
Hocking, Jarrod lf	1	3	0	0	3	0	2	0	2
Austin, Kelly p	0	0	0	0	0	0	0	0	0
Aldrich, Chris p	0	0	0	0	0	0	0	0	0
McIlroy, Finn p	0	0	0	0	0	0	1	0	0
Totals	40	16	13	15	8	8	27	12	8

### Oregon 0 (9-5,1-2 Pac-12)

Player	ab	r	h	rbi	bb	so	po	a	lob
Smith, Tanner lf	3	0	0	0	1	1	3	0	0
Nishida, Rikuu rf	3	0	1	0	1	0	2	0	0
Ceballos, Sabin 3b	2	0	0	0	1	2	1	0	0
Hellman, Dominic ph	1	0	0	0	1	0	0	0	0
Cowley, Drew 2b	3	0	0	0	0	1	0	1	1
Walsh, Jacob 1b	3	0	2	0	0	0	8	1	0
Shade, Colby cf	3	0	0	0	0	3	2	0	1
Perry, Darius c	0	0	0	0	0	0	2	0	0
Jaha, Jackson dh/p	3	0	0	0	0	0	0	1	0
Thompson, Bennett c	2	0	0	0	0	1	8	0	1
King, Towns ph	1	0	0	0	0	0	0	0	0
Cromwick, Josiah c	0	0	0	0	0	0	0	0	0
Grant, Gavin ss	2	0	0	0	1	0	3	0	0
Diodati, Owen ph	1	0	0	0	0	0	0	0	0
Garate, Carter ss	0	0	0	0	0	0	0	0	0
Pace, Jackson p	0	0	0	0	0	0	1	0	0
Mercado, Logan p	0	0	0	0	0	0	1	0	0
Grinsell, Grayson p	0	0	0	0	0	0	0	0	0
Anderson, Austin p	0	0	0	0	0	0	0	0	0
Totals	27	0	3	0	3	10	27	7	3

Score by Innings	1	2	3	4	5	6	7	8	9	R	H	E
UCLA	4	5	0	0	5	0	0	0	2	16	13	0
Oregon	0	0	0	0	0	0	0	0	0	0	3	2

E - Smith, T(1); Pace, J(1). DP - UCLA 1. LOB - UCLA 8; Oregon 3. 2B - Schrier(2); Vaughns(1); Nishida, R(1); Walsh, J(1). HR - Gourson(6). HBP - Schrier; Perry; Hocking, SB - Nishida, R(9). CS - Nishida, R(4); Ceballos, S(1).

UCLA	ip	h	r	er	bb	so	ab	bf	np
Austin, Kelly	6.2	3	0	0	2	8	21	23	107
Aldrich, Chris	1.1	0	0	0	0	1	4	4	18
McIlroy, Finn	1.0	0	0	0	1	2	3	13	

Oregon	ip	h	r	er	bb	so	ab	bf	np
Pace, Jackson	1.1	4	8	7	3	1	8	13	43
Mercado, Logan	3.1	5	5	5	2	3	15	17	71
Grinsell, Grayson	1.2	2	1	1	0	2	7	8	38
Anderson, Austin	1.2	0	0	0	1	2	5	6	25
Jaha, Jackson	1.0	2	2	2	2	0	5	7	31

Win - Austin (2-1). Loss - Pace, J (1-1). Save - None.  
 HBP - by Pace, J (Perry); by Pace, J (Schrier); by Grinsell, G (Hocking). Pitches/strikes: Austin 107/65; Aldrich 18/9; McIlroy 13/6; Pace, J 43/18; Mercado, L 71/43; Grinsell, G 38/22; Anderson, A 25/13; Jaha, J 31/16.

Umpires - HP: Michael Fichter 1B: Joe Maiden 2B: Jeff Henrichs 3B: Christopher Gonzalez  
 Start: 12:05 pm Time: 3:14 Attendance: 1345  
 Weather: Blah

## 2023 Oregon Baseball Niagara at Oregon 3/15/23 at Eugene, Ore. (PK Park)

### Niagara 8 (6-6)

Player	ab	r	h	rbi	bb	so	po	a	lob
Groves, Nick cf	5	1	2	1	1	2	1	0	0
Ward, Matt c	3	1	1	2	0	1	8	1	0
Shrader, Gavin 1b	4	2	2	0	1	0	12	0	0
Tucker, Cole dh	2	1	0	0	2	0	0	2	0
Milk, Nate pr	0	0	0	0	0	0	0	0	0
Giordano, Max lf	3	0	0	0	2	0	1	0	0
O'Connor, Cole rf	3	1	1	2	2	0	1	0	2
Mauro, Vincent 3b	5	1	2	2	0	1	0	3	4
Corl, Kelly 2b	5	1	1	0	2	2	4	0	0
Desjardins, Brady ss	4	0	0	1	1	2	3	3	0
Veselinovic, Nick p	0	0	0	0	0	0	0	0	0
Hospital, Steven p	0	0	0	0	0	0	1	0	0
Cameron, Zach p	0	0	0	0	0	0	1	0	0
Totals	34	8	9	7	9	7	27	13	11

### Oregon 5 (9-6)

Player	ab	r	h	rbi	bb	so	po	a	lob
Smith, Tanner lf	4	1	2	0	1	0	0	0	2
Hellman, Dominic dh	3	0	0	0	0	0	0	0	0
Cowley, Drew ph/dh	2	0	0	0	0	1	0	0	0
Ceballos, Sabin 3b	3	2	1	0	2	0	1	3	1
Walsh, Jacob 1b	4	0	1	1	1	1	8	1	1
Shade, Colby cf	5	1	4	2	0	0	3	0	0
Diodati, Owen rf	2	0	0	0	1	1	0	0	0
Boettcher, Bryce cf	2	0	0	0	1	1	0	0	0
Cromwick, Josiah c	3	0	2	1	1	0	11	1	2
Grant, Gavin ss	4	1	1	1	0	2	0	4	3
Nishida, Rikuu 2b	3	0	0	0	1	0	1	1	1
Spoljaric, Turner p	0	0	0	0	0	0	0	0	0
Grabmann, Matthew p	0	0	0	0	0	0	0	0	0
Umlandt, Ian p	0	0	0	0	0	0	0	0	0
McShane, Dylan p	0	0	0	0	0	0	1	0	0
Grinsell, Grayson p	0	0	0	0	0	0	0	0	0
Dallas, Matt p	0	0	0	0	0	0	0	1	0
Anderson, Austin p	0	0	0	0	0	0	0	0	0
Mollerus, Josh p	0	0	0	0	0	0	0	0	0
Totals	35	5	11	5	6	6	27	11	10

Score by Innings	1	2	3	4	5	6	7	8	9	R	H	E
Niagara	1	2	0	2	2	0	1	0	0	8	9	0
Oregon	0	1	1	1	0	0	2	0	0	5	11	1

E - Grant, G(5). DP - Niagara 1; Oregon 1. LOB - Niagara 11; Oregon 10. 2B - Schrader, G(3); Mauro, V(2); Smith, T(4); Shade, C(4); Cromwick, J(2). 3B - Mauro, V(1). HR - Grant, G(3). HBP - Tucker, Cole. SH - Boettcher, B(1). SF - Ward, Matt 2(3). SB - Shade, C 2(2). CS - Shade, C(2).

Niagara	ip	h	r	er	bb	so	ab	bf	np
Veselinovic, Nick	2.1	2	2	2	4	1	9	13	58
Hospital, Steven	3.2	5	2	2					

# 2023 BOX SCORES

## 2023 Oregon Baseball Oregon at Washington State 3/18/23 at Pullman, Wash. (Bailey-Brayton Field)

### Oregon 14 (10-7,2-3 Pac-12)

Player	ab	r	h	rbi	bb	so	po	a	lob
Nishida, Rikuu rf	6	1	2	2	0	3	0	1	0
Boettcher, Bryce rf	0	0	0	0	0	0	1	0	0
Shade, Colby cf	5	2	1	0	0	1	4	0	0
Cowley, Drew dh	3	2	2	0	3	0	0	0	0
Ceballos, Sabin 3b	5	1	2	1	1	3	1	2	2
Smith, Tanner lf	5	1	4	3	0	0	1	0	2
Walsh, Jacob 1b	3	1	0	1	3	1	7	0	1
Thompson, Bennett c	4	2	1	1	1	0	11	0	2
Garate, Carter ss	4	2	2	1	1	0	1	3	0
Grant, Gavin 2b	6	2	3	4	0	1	1	4	6
Uelmen, Leo p	0	0	0	0	0	0	0	0	0
Anderson, Austin p	0	0	0	0	0	0	0	0	0
Grinsell, Grayson p	0	0	0	0	0	0	0	0	0
Dallas, Matt p	0	0	0	0	0	0	0	0	0
Umlandt, Ian p	0	0	0	0	0	0	0	0	0
Totals	41	14	17	13	9	9	27	9	13

### Washington State 8 (14-4,3-2 Pac-12)

Player	ab	r	h	rbi	bb	so	po	a	lob
Advincula, Jonah cf	5	0	3	1	0	0	5	0	3
Magee, Cam 2b	4	1	1	1	1	0	2	4	0
McKeon, Jacob dh	5	1	1	0	0	3	0	0	2
Brown, Sam 1b	5	1	2	1	0	1	7	0	1
Cresswell, Will c	5	1	1	0	0	1	8	2	0
Matthews, Bryce rf	3	0	1	0	1	1	0	0	0
Swartz, Nate ph	1	0	0	0	0	1	0	0	0
Fuchs, Greg lf	3	2	2	2	0	1	2	0	0
Ponce, Brandham 3b	5	1	3	3	0	1	2	2	2
Russell, Kyle ss	3	1	0	0	1	1	2	1	2
Kaelber, Caden p	0	0	0	0	0	0	0	0	0
Jones, Spencer p	0	0	0	0	0	0	0	0	0
Orr, Ryan p	0	0	0	0	0	0	0	0	0
Liss, Cam p	0	0	0	0	0	0	0	0	0
Wilford, Connor p	0	0	0	0	0	0	0	0	0
Spencer, Shane p	0	0	0	0	0	0	0	0	0
Brotherton, Duke p	0	0	0	0	0	0	0	0	0
Totals	39	8	14	8	3	10	27	11	10

Score by Innings	1	2	3	4	5	6	7	8	9	R	H	E
Oregon	0	0	2	5	0	2	0	5	0	14	17	0
Washington State	0	4	1	2	0	0	0	0	1	8	14	2

E - Magee, C(3); Cresswell, W(3). DP - WSU 2. LOB - OREG 13; WSU 10. 2B - Ceballos, S(5); Smith, T(5); Advincula, J(2); Brown, S(5); Cresswell, W(1); Fuchs, G(2)(6). HR - Grant, G(4). HBP - Garate, C; Fuchs, G; Russell, K. SH - Shade, C(1). SF - Smith, T(1); Thompson, B(1); Fuchs, G(2). SB - Shade, C(2)(4). CS - Grant, G(1).

Oregon	ip	h	r	er	bb	so	ab	bf
Uelmen, Leo	3.1	11	7	7	0	4	21	23
Anderson, Austin	0.2	0	0	0	1	1	1	3
Grinsell, Grayson	3.0	1	0	0	2	4	9	11
Dallas, Matt	1.0	0	0	0	0	0	3	3
Umlandt, Ian	1.0	2	1	1	0	1	5	5

Washington State	ip	h	r	er	bb	so	ab	bf
Kaelber, Caden	3.0	7	5	5	2	2	15	18
Jones, Spencer	0.1	2	2	1	2	1	3	6
Orr, Ryan	2.0	1	2	2	1	5	7	7
Liss, Cam	0.1	0	0	0	1	0	1	4
Wilford, Connor	0.1	0	0	0	0	1	1	1
Spencer, Shane	1.0	2	2	1	1	1	5	6
Brotherton, Duke	2.0	4	3	3	1	3	11	12

Win - Grinsell, G (1-0). Loss - Orr, R (1-1). Save - None.  
WP - Uelmen, L(1); Anderson, A(3); Orr, R(3). HBP - by Uelmen, L (Russell, K); by Uelmen, L (Fuchs, G); by Liss, C (Garate, C).

Umpires - HP: Nathan White 1B: Jason Venzon 2B: Kellen Levy 3B: Angel Campos  
Start: 2:07 pm Time: 3:38 Attendance: 1211  
Weather: Sunny, 55 degrees, wind to LF  
Kaelber, C faced 3 batters in the 4th.  
Spencer, S faced 2 batters in the 8th.

## 2023 Oregon Baseball Northwestern State at Oregon 3/24/23 at Eugene, Ore. (PK Park)

### Northwestern State 1 (13-8)

Player	ab	r	h	rbi	bb	so	po	a	lob
Elkins, Jeffrey lf	4	1	1	0	0	1	1	0	2
Horton, Cole ph	0	0	0	0	1	0	0	0	0
Stuart, Daunte 2b	3	0	0	1	0	1	2	0	0
Sorensen, Bailyn ph	1	0	0	0	0	0	0	0	0
Dattalo, Michael dh	5	0	2	0	0	1	0	0	0
Rowlett, Gray 1b	4	0	1	0	1	2	8	0	2
Haze, Jake 3b	3	0	0	0	0	1	1	3	3
Hill, Cole ph/3b	0	0	0	0	1	0	0	0	0
Colaanni, Gabe rf	3	0	2	0	0	1	0	1	0
Lipoma, Reese ph/rf	1	0	1	0	0	0	0	0	0
Farrell, Jacob cf	1	0	0	1	0	1	0	0	0
Cust, Brayden ph/cf	1	0	0	0	1	0	0	0	0
Willis, Bo c	3	0	0	0	0	11	0	1	0
Starnes, James ph/c	1	0	0	0	0	0	0	3	3
Castle, Caleb ss	1	0	0	0	2	1	0	0	1
Holmes, Broch ph	0	0	0	0	1	0	0	0	0
Carver, Cal p	0	0	0	0	0	0	0	1	0
Gates, Grayson p	0	0	0	0	0	0	0	0	0
Bryan, Tyler p	0	0	0	0	0	0	0	0	0
Totals	31	1	7	1	7	7	24	4	12

### Oregon 16 (12-7)

Player	ab	r	h	rbi	bb	so	po	a	lob
Nishida, Rikuu rf	3	0	0	1	0	0	3	0	0
Boettcher, Bryce lf/cf	1	0	0	0	0	0	0	0	1
Shade, Colby cf	3	2	1	0	1	2	2	0	0
King, Towns ph/rf	0	0	0	0	1	0	0	0	0
Cowley, Drew dh	2	2	0	0	2	1	0	0	0
Diodati, Owen ph	1	0	0	0	0	0	0	0	0
Ceballos, Sabin 3b	3	3	2	6	0	0	1	0	1
Jaha, Jackson ph/3b	1	1	1	0	0	0	0	1	0
Smith, Tanner lf	4	2	3	1	0	0	2	0	0
Ganus, Tyler r/lf	1	1	1	0	0	0	0	0	0
Walsh, Jacob 1b	2	1	1	2	0	2	3	0	0
Hellman, Dominic ph/1b	2	1	1	3	0	0	2	0	0
Cromwick, Josiah c	3	0	1	2	0	2	5	0	1
Meggers, Chase ph/c	2	0	0	0	0	1	4	0	0
Garate, Carter ss	4	0	0	0	0	2	2	2	1
Grant, Gavin 2b	3	3	3	1	0	4	2	0	0
Stoffal, Jace p	0	0	0	0	0	0	0	1	0
McShane, Dylan p	0	0	0	0	0	0	0	0	0
Hughes, Jacob p	0	0	0	0	0	0	0	0	0
Olson, Logan p	0	0	0	0	0	0	0	0	0
Totals	35	16	14	16	5	10	27	7	3

Score by Innings	1	2	3	4	5	6	7	8	9	R	H	E
Northwestern State	0	0	1	0	0	0	0	0	0	1	7	1
Oregon	0	0	6	1	2	4	0	3	X	16	14	0

E - Haze, J.(4). DP - NW State 1; Oregon 1. LOB - NW State 12; Oregon 3. 2B - Elkins, J.(5); Colaanni, G(3); Shade, C(5); Smith, T(6); Cromwick, J(4). 3B - Grant, G(1). HR - Ceballos, S(2)(5); Smith, T(3); Walsh, J(4); Hellman, D(1); Grant, G(5). SH - Farrell, J(4); Nishida, R(3). SF - Stuart, D.(3); Ceballos, S(1); Walsh, J(1). SB - Castle, C(1); Shade, C(2)(6); Cowley, D(1); Cromwick, J(2); Grant, G(1).

Northwestern State	ip	h	r	er	bb	so	ab	bf	np
Carver, Cal	4.0	7	7	7	1	6	17	20	78
Gates, Grayson	2.0	3	6	4	3	3	9	13	45
Bryan, Tyler	2.0	4	3	3	1	1	9	10	34

Oregon	ip	h	r	er	bb	so	ab	bf	np
Stoffal, Jace	6.0	5	1	1	3	3	21	26	93
McShane, Dylan	1.0	0	0	0	1	1	2	3	15
Hughes, Jacob	1.0	2	0	0	1	2	5	6	23
Olson, Logan	1.0	0	0	0	2	1	3	5	19

Win - Stoffal, J (2-2). Loss - Carver, C. (3-2). Save - None.  
WP - Stoffal, J(2). Pitches/strikes: Carver, C. 78/47; Gates, G. 45/25; Bryan, T. 34/23; Stoffal, J 93/54; McShane, D 15/8; Hughes, J 23/12; Olson, L 19/8.

Umpires - HP: Scott Letendre 1B: Gary DeFabio 2B: Jason Venzon 3B: Paul Graham  
Start: 4:05 pm Time: 2:35 Attendance: 1081  
Weather: some of this, some of that

## 2023 Oregon Baseball Oregon at Washington State 3/19/23 at Pullman, Wash. (Bailey-Brayton Field)

### Oregon 13 (11-7,3-3 Pac-12)

Player	ab	r	h	rbi	bb	so	po	a	lob
Nishida, Rikuu rf	4	2	2	1	1	0	0	0	0
Boettcher, Bryce rf	1	0	0	0	0	1	2	0	1
Shade, Colby cf	5	2	4	0	1	1	0	0	1
Cowley, Drew dh	5	1	1	2	0	3	0	2	2
Ceballos, Sabin 3b	5	1	2	1	0	2	1	0	1
Smith, Tanner lf	4	2	1	2	1	0	0	1	1
Walsh, Jacob 1b	4	2	1	0	1	1	1	2	0
Cromwick, Josiah c	5	2	4	4	0	1	10	0	0
Garate, Carter ss	5	1	1	3	0	3	1	4	0
Grant, Gavin 2b	5	0	0	0	0	4	0	4	1
Pace, Jackson p	0	0	0	0	0	0	0	0	0
Grabmann, Matthew p	0	0	0	0	0	0	0	0	0
Dallas, Matt p	0	0	0	0	0	0	1	2	0
Mollerus, Josh p	0	0	0	0	0	0	0	0	0
Totals	43	13	16	13	3	17	27	12	6

### Washington State 7 (14-5,3-3 Pac-12)

Player	ab	r	h	rbi	bb	so	po	a	lob
Advincula, Jonah cf	4	0	0	1	1	0	0	0	0
Magee, Cam 3b	4	1	2	1	0	0	0	0	0
McKeon, Jacob dh	5	1	1	0	0	2	0	0	4
Brown, Sam 1b	3	1	0	0	1	0	8	0	1
Morrow, Jacob c	3	1	1	2	0	2	18	0	0
Cresswell, Will ph	1	0	1	0	0	0	0	0	0
Matthews, Bryce rf	1	1	0	0	2	1	0	0	1
Shibley, Alan ph	1	0	0	0	0	0	0	0	0
Fuchs, Greg lf	5	1	0	1	0	3	0	0	1
Russell, Kyle ss	4	1	1	1	0	0	4	2	2
Hainline, Elijah 2b	4	0	0	0	1	2	1	3	2
Taylor, Grant p	0	0	0	0	0	0	0	1	0
Wilford, Connor p	0	0	0	0	0	0	0	0	0
Baughn, Andrew p	0	0	0	0	0	0	0	0	0
Grillo, Chase p	0	0	0	0	0	0	0	0	0
Cottrell, McCabe p	0	0	0	0	0	0	0	0	0
Totals	35	7	6	6	6	10	27	8	11

Score by Innings	1	2	3	4	5	6	7	8	9	R	H	E
Oregon	1	0										

# 2023 BOX SCORES

## 2023 Oregon Baseball Northwestern State at Oregon (Game 2) 3/25/23 at Eugene, Ore. (PK Park)

### Northwestern State 3 (13-10)

### Oregon 13 (14-7)

Player	ab	r	h	rbi	bb	so	po	a	lob
Elkins, Jeffrey lf	3	0	1	0	1	3	0	1	
Sorensen, Bailyn ph	1	0	0	0	0	0	0	0	
Colaiani, Gabe rf	4	0	1	1	0	1	0	0	
Stuart, Daunte 2b	3	1	1	0	1	0	1	2	
Dattalo, Michael 3b/1b	3	0	0	0	1	0	0	0	
Rowlett, Gray 1b	4	0	1	1	0	4	0	1	
Hill, Cole pr/3b	0	0	0	0	0	1	0	0	
Holmes, Broch dh	2	1	0	0	1	0	0	0	
Haze, Jake ss	4	0	1	0	0	1	2	3	
Cust, Brayden cf	4	0	0	0	2	4	0	0	
Willis, Bo c	2	1	1	1	1	7	0	0	
Lipoma, Reese ph	1	0	0	0	0	1	0	0	
Prestwich, Chase p	0	0	0	0	0	1	2	0	
Francis, Ethan p	0	0	0	0	0	0	0	0	
Talley, Corbin p	0	0	0	0	0	0	1	0	
<b>Totals</b>	<b>31</b>	<b>3</b>	<b>6</b>	<b>3</b>	<b>5</b>	<b>8</b>	<b>24</b>	<b>5</b>	<b>7</b>

Player	ab	r	h	rbi	bb	so	po	a	lob
Nishida, Rikuu rf/2b	5	2	3	0	0	0	0	3	1
Aroz, Anson ph	1	0	0	0	0	1	0	0	1
King, Towns 2b	0	0	0	0	0	0	0	0	0
Shade, Colby cf	4	0	0	0	0	0	1	0	0
Cowley, Drew dh	4	3	2	1	1	1	0	0	0
Ceballos, Sabin 3b	3	2	1	0	1	1	2	1	0
Smith, Drew ph/3b	0	0	0	0	0	0	0	0	0
Smith, Tanner lf	3	2	3	5	1	0	2	0	0
Diodati, Owen ph	1	0	0	0	1	0	0	0	3
Ganus, Tyler rf	0	0	0	0	0	0	1	0	0
Hellman, Dominic 1b	5	1	1	0	0	1	4	1	0
Thompson, Bennett c	4	2	2	2	0	1	8	0	1
Garate, Carter ss	4	1	2	3	0	1	4	1	3
Boettcher, Bryce lf	1	0	0	0	0	0	0	0	0
Grant, Gavin 2b/ss	4	0	0	0	1	1	2	2	0
Uelmen, Leo p	0	0	0	0	0	0	0	0	0
Grinsell, Grayson p	0	0	0	0	0	0	0	0	0
<b>Totals</b>	<b>39</b>	<b>13</b>	<b>14</b>	<b>11</b>	<b>4</b>	<b>8</b>	<b>27</b>	<b>6</b>	<b>9</b>

Score by Innings	1	2	3	4	5	6	7	8	9	R	H	E
Northwestern State	0	0	0	0	2	0	0	1	0	3	6	0
Oregon	6	0	0	4	0	1	1	1	X	13	14	1

E - Garate, C(3). DP - Oregon 3. LOB - NW State 7; Oregon 9. 2B - Stuart, D.(7); Nishida, R(3); Cowley, D(6); Smith, T(7); Garate, C(1). HR - Smith, T(5); Thompson, B(1); Garate, C(2). HBP - Holmes, B.; Smith, D; Thompson, B. SH - Shade, C(2). SB - Nishida, R(10).

Northwestern State	ip	h	r	er	bb	so	ab	bf	np
Prestwich, Chase	3.2	9	10	9	2	5	21	25	96
Francis, Ethan	3.1	4	2	2	1	2	14	16	54
Talley, Corbin	1.0	1	1	1	1	1	4	5	21

Oregon	ip	h	r	er	bb	so	ab	bf	np
Uelmen, Leo	6.0	4	2	2	4	2	20	25	97
Grinsell, Grayson	3.0	2	1	1	1	6	11	12	49

Win - Uelmen, L (2-2). Loss - Prestwich, C (4-1). Save - Grinsell, G (1).  
WP - Prestwich, C (4(7)); Francis, E. (3). HBP - by Prestwich, C (Thompson, B); by Uelmen, L (Holmes, B.); by Francis, E. (Smith, D). PB - Willis, B. (3). Pitches/strikes: Prestwich, C 96/57; Francis, E. 54/32; Talley, C. 21/10; Uelmen, L 97/55; Grinsell, G 49/31.

Umpires - HP: Jason Venzon 1B: Paul Graham 2B: Scott Letendre 3B: Gary DiFabio  
Start: 4:30 pm Time: 2:40 Attendance: 1146  
Weather: Things have improved greatly

## 2023 Oregon Baseball Northwestern State at Oregon 3/26/23 at Eugene, Ore. (PK Park)

### Northwestern State 0 (13-11)

### Oregon 5 (15-7)

Player	ab	r	h	rbi	bb	so	po	a	lob
Elkins, Jeffrey lf	3	0	0	0	2	2	0	0	
Colaiani, Gabe rf	4	0	1	0	0	1	0	0	
Stuart, Daunte 2b	3	0	0	0	1	2	4	0	
Dattalo, Michael 3b	2	0	0	0	1	0	0	0	
Rowlett, Gray 1b	3	0	0	0	0	7	2	2	
Holmes, Broch dh	2	0	0	0	1	0	0	0	
Haze, Jake ss	3	0	0	0	2	1	2	0	
Sorensen, Bailyn c	3	0	0	0	0	9	1	0	
Farrell, Jacob cf	3	0	1	0	0	1	2	0	
Brown, Drayton p	0	0	0	0	0	0	2	0	
Cossio, Andrew p	0	0	0	0	0	0	0	0	
Froehlich, Kyle p	0	0	0	0	0	0	0	0	
<b>Totals</b>	<b>26</b>	<b>0</b>	<b>2</b>	<b>0</b>	<b>1</b>	<b>8</b>	<b>24</b>	<b>11</b>	<b>2</b>

Player	ab	r	h	rbi	bb	so	po	a	lob
Nishida, Rikuu rf	3	1	1	0	0	0	1	0	2
Boettcher, Bryce rf	0	0	0	0	0	0	0	0	0
Shade, Colby cf	2	1	1	0	0	1	4	0	1
Cowley, Drew ss	4	1	2	0	0	0	1	5	0
Ceballos, Sabin 3b	3	0	0	1	0	1	0	0	1
Smith, Tanner lf	4	1	2	2	0	1	2	0	0
Cromwick, Josiah c	4	0	0	0	3	6	2	0	
Walsh, Jacob dh	4	0	1	0	0	1	0	0	0
Hellman, Dominic 1b	3	0	1	0	0	1	10	0	1
Grant, Gavin 2b	1	1	0	0	1	0	3	5	0
Grabmann, Matthew p	0	0	0	0	0	0	0	0	1
Dallas, Matt p	0	0	0	0	0	0	0	0	0
Mollerus, Josh p	0	0	0	0	0	0	0	0	0
<b>Totals</b>	<b>28</b>	<b>5</b>	<b>8</b>	<b>3</b>	<b>1</b>	<b>8</b>	<b>27</b>	<b>13</b>	<b>5</b>

Score by Innings	1	2	3	4	5	6	7	8	9	R	H	E
Northwestern State	0	0	0	0	0	0	0	0	0	0	2	3
Oregon	1	0	0	0	0	3	1	0	X	5	8	0

E - Stuart, D.(2); Sorensen, B.(2); Froehlich, K(1). DP - NW State 1; Oregon 3. LOB - NW State 2; Oregon 5. 2B - Cowley, D(7); Hellman, D(1). HR - Smith, T(6). HBP - Elkins, J.; Holmes, B.; Shade, C; Grant, G. SH - Nishida, R(4); Shade, C(3). SF - Ceballos, S(2). SB - Nishida, R(11). CS - Shade, C(4).

Northwestern State	ip	h	r	er	bb	so	ab	bf	np
Brown, Drayton	5.0	4	1	0	0	4	17	19	76
Cossio, Andrew	1.0	4	3	3	0	2	6	7	30
Froehlich, Kyle	2.0	0	1	0	1	2	5	8	33

Oregon	ip	h	r	er	bb	so	ab	bf	np
Grabmann, Matthew	4.0	1	0	0	1	4	12	15	52
Dallas, Matt	4.0	1	0	0	0	2	11	11	37
Mollerus, Josh	1.0	0	0	0	0	2	3	3	12

Win - Dallas, M (3-0). Loss - Brown, D. (1-4). Save - None.  
WP - Grabmann, M(2). HBP - by Grabmann, M (Elkins, J.); by Grabmann, M (Holmes, B.); by Brown, D. (Grant, G); by Froehlich, K (Shade, C). PB - Sorensen, B.(6). Pitches/strikes: Brown, D. 76/44; Cossio, A. 30/17; Froehlich, K 33/19; Grabmann, M 52/26; Dallas, M 37/24; Mollerus, J 12/8.

Umpires - HP: Paul Graham 1B: Scott Letendre 2B: Gary DiFabio 3B: Jason Venzon  
Start: 12:05 pm Time: 2:10 Attendance: 1182  
Weather: Seems ok but who knows  
Grabmann, M faced 1 batter in the 5th.

## 2023 Oregon Baseball Oregon at Arizona 3/31/23 at Tucson, Ariz. (Hi Corbett Field)

### Oregon 15 (16-7,4-3-0 Pac-12)

### Arizona 3 (14-10,3-7-0 Pac-12)

Player	ab	r	h	rbi	bb	so	po	a	lob
Nishida, Rikuu rf	4	2	2	2	1	2	0	0	
Diodati, Owen ph	1	0	0	0	0	1	0	0	
Boettcher, Bryce rf/lf	0	0	0	0	0	0	0	0	
Shade, Colby cf	5	2	2	1	0	4	0	1	
Cowley, Drew ss	5	2	3	1	0	2	1	1	
Ceballos, Sabin 3b	6	2	3	4	0	1	0	0	
Smith, Tanner lf	5	0	3	1	0	0	2	1	
Meggers, Chase ph	1	0	0	0	0	1	0	0	
Ganus, Tyler rf	0	0	0	0	0	0	0	0	
Walsh, Jacob dh	5	2	4	3	0	0	0	1	
Jaha, Jackson ph/dh	0	0	0	0	1	0	0	0	
Cromwick, Josiah c	5	2	1	0	0	2	9	0	4
Hellman, Dominic 1b	5	2	2	0	0	5	0	2	
Grant, Gavin 2b	5	1	3	1	0	2	2	2	0
Stoffal, Jace p	0	0	0	0	0	0	0	0	
Anderson, Austin p	0	0	0	0	0	0	0	0	
<b>Totals</b>	<b>47</b>	<b>15</b>	<b>22</b>	<b>15</b>	<b>4</b>	<b>7</b>	<b>27</b>	<b>3</b>	<b>10</b>

Player	ab	r	h	rbi	bb	so	po	a	lob
McClaghyry, Nik ss	3	0	0	1	0	1	2	6	0
Romero, Kiko 1b	3	0	0	0	1	2	10	0	0
Bingham, Mac cf	4	0	0	0	0	1	1	0	0
Davis, Chase lf	2	1	0	0	1	0	2	1	0
LaLiberte, Cameron c	4	1	2	0	0	1	6	3	2
Caulfield, Garen 2b	3	0	1	1	0	2	3	0	
Casagrande, Tyler rf	4	0	0	0	0	1	2	0	2
Corona, Emilio dh	4	0	1	0	0	2	0	0	0
White, Mason 3b	3	1	1	0	1	2	0	1	0
Nichols, TJ p	0	0	0	0	0	0	0	0	0
Kent, Jackson p	0	0	0	0	0	0	0	1	0
Pluta, Tony p	0	0	0	0	0	0	0	0	0
Arias Jr, George p	0	0	0	0	0	0	0	0	0
Hintz, Casey p	0	0	0	0	0	0	0	0	0
<b>Totals</b>	<b>30</b>	<b>3</b>	<b>5</b>	<b>2</b>	<b>3</b>	<b>9</b>	<b>27</b>	<b>14</b>	<b>5</b>

Score by Innings	1	2	3	4	5	6	7	8	9	R	H	E
Oregon	1	7	0	0	5	1	1	0	0	15	22	1
Arizona	0	2	0	0	1	0	0	0	0	3	5	0

E - Stoffal, J(1). DP - Oregon 1. LOB - Oregon 10; Arizona 5. 2B - Shade, C(6); Ceballos, S(8); Grant, G(2); LaLiberte, C(9); White, M.(5). 3B - Cowley, D(1). HR - Walsh, J(2(7)). HBP - Cromwick, J; Davis, C.. SF - McClaghyry(1). SB - Nishida, R(12). CS - Nishida, R(6).

Oregon	ip	h	r	er	bb	so	ab	bf
Stoffal, Jace	7.0	5	3	2	2	5	24	27
Anderson, Austin	2.0	0	0	0	1	4	6	8

Arizona	ip	h	r	er	bb	so	ab	bf
Nichols, TJ	1.1	6	8	8	2	1	10	13
Kent, Jackson	3.1	7	4	4	1	1	16	17
Pluta, Tony	1.1	6	2	2	0	2	9	9
Arias Jr, George	2.0	2	1	1	0	2	8	8
Hintz, Casey	1.0	1	0	0	1	1	4	5

Win - Stoffal, J (3-2). Loss - Nichols, TJ (3-3). Save - None.  
WP - Nichols, TJ(2). HBP - by Nichols, TJ (Cromwick, J); by Anderson, A (Davis, C.). PB - Cromwick, J(1).

Umpires - HP: Darren Hyman 1B: Mike Lusky 2B: Travis Reininger 3B: Ramon Armendariz  
Start: 6:02 pm Time: 2:57 Attendance: 3984  
Weather: 69 degrees, partly cloudy

# 2023 BOX SCORES

## 2023 Oregon Baseball Oregon at Arizona 4/2/23 at Tucson, Ariz. (Hi Corbett Field)

Oregon 8 (18-7,6-3 Pac-12)							Arizona 5 (14-12,3-9 Pac-12)												
Player	ab	r	h	rbi	bb	so	po	a	lob	Player	ab	r	h	rbi	bb	so	po	a	lob
Nishida, Rikuu rf	4	2	2	0	1	0	2	0	0	Bingham, Mac cf	4	0	1	0	1	3	5	0	5
Boettcher, Bryce rf	0	0	0	0	0	2	0	0	0	McCloughry, Nik ss	4	1	2	0	1	0	2	0	0
Shade, Colby cf	3	2	1	1	0	4	0	0	0	Davis, Chase lf	3	1	1	2	2	0	3	0	0
Cowley, Drew ss	5	2	3	5	0	0	1	3	0	Romero, Kiko 1b	5	1	1	1	0	1	8	0	5
Ceballos, Sabin 3b	4	0	1	1	1	1	1	1	1	LaLiberte, Cameron c	3	1	0	0	1	1	5	2	0
Smith, Tanner lf	5	0	2	0	0	0	2	0	1	Caulfield, Garen 2b	4	0	2	0	0	0	1	4	0
Walsh, Jacob 1b	4	1	1	1	1	1	6	0	0	Casagrande, Tyler dh	4	0	1	1	0	0	0	0	0
Cromwick, Josiah c	5	0	1	0	2	8	0	4	0	Summerhill, Brendan rf	1	0	0	0	1	0	1	0	1
Diodati, Owen dh	3	0	0	0	1	0	0	0	0	Corona, Emilio ph/rf	3	1	1	1	0	2	1	0	1
Grant, Gavin 2b	4	1	1	0	0	1	2	2	0	White, Mason 3b	4	0	1	0	0	1	0	1	0
Uelmen, Leo p	0	0	0	0	0	0	0	0	0	May, Aiden p	0	0	0	0	0	0	0	1	0
Anderson, Austin p	0	0	0	0	0	0	0	0	0	Walby, Cam p	0	0	0	0	0	0	0	1	0
Grinsell, Grayson p	0	0	0	0	0	0	0	0	0	Drees, Derek p	0	0	0	0	0	0	0	0	0
Dallas, Matt p	0	0	0	0	0	0	0	0	0	Long, Trevor p	0	0	0	0	0	0	0	0	0
Mollerus, Josh p	0	0	0	0	0	0	0	0	0	Totals	35	5	10	5	6	8	27	8	12
Totals	37	8	12	8	4	5	27	6	8										

**Score by Innings**

	1	2	3	4	5	6	7	8	9	R	H	E
Oregon	1	1	2	0	1	0	2	0	1	8	12	0
Arizona	0	1	0	0	0	0	3	1	0	5	10	1

E - Bingham, M(2). DP - Oregon 1. LOB - Oregon 8; Arizona 12. 2B - Shade, C(8); Cowley, D(8); Smith, T(8); Cromwick, J(6); Grant, G(3); Caulfield, G(6). 3B - McCloughry(4). HR - Cowley, D 2(5); Walsh, J(8); Davis, C(11); Romero, K(8); Corona, E(2). HBP - Diodati, O; LaLiberte, C; Caulfield, G. SF - Shade, C(3); Casagrande(2). SB - Smith, T(2).

Oregon	ip	h	r	er	bb	so	ab	bf	Arizona	ip	h	r	er	bb	so	ab	bf
Uelmen, Leo	4.1	3	1	1	4	3	14	19	May, Aiden	5.2	5	5	5	3	2	21	26
Anderson, Austin	1.0	0	0	1	1	3	5		Walby, Cam	2.1	4	2	2	1	1	10	11
Grinsell, Grayson	0.1	1	0	0	1	2	2		Drees, Derek	0.1	2	1	1	0	1	3	3
Dallas, Matt	1.2	5	4	4	0	1	10	10	Long, Trevor	0.2	1	0	0	0	1	3	3
Mollerus, Josh	1.2	1	0	0	1	2	6	8									

Win - Anderson, A (2-0). Loss - May, A. (2-2). Save - Mollerus, J (4).  
 WP - Mollerus, J(2). HBP - by May, A. (Diodati, O); by Anderson, A (Caulfield, G); by Mollerus, J (LaLiberte, C).  
 BK - Walby, C(1). PB - LaLiberte, C(5).  
 Umpires - HP: Travis Reiningger 1B: Ramon Armendariz 2B: Darren Hyman 3B: Mike Lusky  
 Start: 1:00 PM Time: 3:08 Attendance: 3343  
 Weather: 77, sunny

## 2023 Oregon Baseball Portland at Oregon 4/4/23 at Eugene, Ore. (PK Park)

Portland 1 (17-11)							Oregon 9 (19-7)												
Player	ab	r	h	rbi	bb	so	po	a	lob	Player	ab	r	h	rbi	bb	so	po	a	lob
HOLCROFT, Jake cf	4	1	2	1	0	0	6	0	0	Nishida, Rikuu rf	5	0	2	1	0	0	2	0	0
SCOTT, Spencer 3b	3	0	0	0	1	0	1	1	1	Boettcher, Bryce rf	0	0	0	0	0	0	0	0	0
GOMES, Tristan ph	1	0	0	0	1	0	0	0	0	Shade, Colby cf	4	1	0	0	1	1	4	0	1
SALK, Jonas ph/2b	0	0	0	0	0	0	0	0	0	Cowley, Drew ss	2	3	1	0	3	0	2	4	0
SCAVOTTO, Evan lf	3	0	1	0	0	0	0	0	0	Ceballos, Sabin 3b	2	2	1	3	3	0	0	1	0
COONEY, Christian lf	1	0	0	0	0	0	0	0	0	Ganus, Tyler pr	0	0	0	0	0	0	0	0	0
TOGLIA, Zach 1b	3	0	0	0	1	7	0	1	Smith, Drew pr/3b	0	0	0	0	0	0	0	0	0	
PATACSI, Ben 2b/3b	4	0	1	0	0	1	2	0	0	Smith, Tanner lf	5	1	2	2	0	1	0	0	2
TSUKADA, Jake dh	2	0	0	0	1	0	0	0	0	Walsh, Jacob 1b	4	1	1	0	1	11	0	3	
TSUKADA, Justin ph	1	0	0	0	0	0	0	0	0	Thompson, Bennett c	4	0	2	2	0	1	4	0	0
MUENCH, Henry rf	3	0	0	0	0	1	0	2	Diodati, Owen dh	2	0	0	0	1	2	0	0	0	
SAUNDERS, Ty ss	3	0	2	0	0	1	4	0	Jaha, Jackson ph	1	1	1	0	0	0	0	0	0	
MCCARTHY, Riley c	2	0	0	0	0	5	1	0	Grant, Gavin 2b	4	0	0	0	0	3	5	3		
HOWARD, Tyler c	1	0	0	0	0	3	0	1	Pace, Jackson p	0	0	0	0	0	0	0	0	0	
HEBERT, Curtis p	0	0	0	0	0	0	0	0	HEBERT, Turner p	0	0	0	0	0	0	0	0	0	
RUFFO, KJ p	0	0	0	0	0	0	0	0	McShane, Dylan p	0	0	0	0	0	0	0	0	0	
JOHNSON, Zach p	0	0	0	0	0	0	0	0	Hughes, Jacob p	0	0	0	0	0	0	1	0	0	
GASTON, Carter p	0	0	0	0	0	0	0	0	Totals	33	9	10	8	9	7	27	10	9	
SEGEL, Kaden p	0	0	0	0	0	0	0	0											
Totals	31	1	6	1	2	4	24	8	5										

**Score by Innings**

	1	2	3	4	5	6	7	8	9	R	H	E
Portland	0	0	1	0	0	0	0	0	0	1	6	0
Oregon	3	0	3	1	0	0	2	0	X	9	10	0

DP - Portland 1; Oregon 2. LOB - Portland 5; Oregon 9. 2B - Nishida, R(6); Thompson, B(3). HR - HOLCROFT, J(6); Ceballos, S(6). SB - Cowley, D(2); Smith, T(3). CS - Thompson, B(2).

Portland	ip	h	r	er	bb	so	ab	bf	np	Oregon	ip	h	r	er	bb	so	ab	bf	np
HEBERT, Curtis	2.0	3	3	3	1	1	8	9	42	Pace, Jackson	3.1	3	1	1	2	1	13	15	51
RUFFO, KJ	0.2	0	2	2	2	1	2	4	22	Spoljaric, Turner	3.2	2	0	0	0	1	12	12	47
JOHNSON, Zach	2.1	3	2	2	4	3	10	14	45	McShane, Dylan	1.0	1	0	0	0	1	3	3	9
GASTON, Carter	2.0	4	2	2	1	0	10	11	41	Hughes, Jacob	1.0	0	0	0	0	1	3	3	12
SEGEL, Kaden	1.0	0	0	0	1	2	3	4	20										

Win - Spoljaric, T (2-0). Loss - HEBERT, C (0-4). Save - None.  
 WP - RUFFO, K(2). BK - GASTON, C(2). Pitches/strikes: HEBERT, C 42/23; RUFFO, K 22/10; JOHNSON, Z 45/24; GASTON, C 41/23; SEGEL, K 20/12; Pace, J 51/27; Spoljaric, T 47/34; McShane, D 9/6; Hughes, J 12/9.  
 Umpires - HP: Andrew Burke 1B: Garrett Wells 2B: Gary DiFabio 3B: Jeff Cluff  
 Start: 5:05 pm Time: 2:39 Attendance: 1279  
 Weather: Definitely not Arizona

## 2023 Oregon Baseball Oregon State at Oregon 4/7/23 at Eugene, Ore. (PK Park)

Oregon State 0 (18-11,5-8 Pac-12)							Oregon 2 (20-7,7-3 Pac-12)												
Player	ab	r	h	rbi	bb	so	po	a	lob	Player	ab	r	h	rbi	bb	so	po	a	lob
Bazzana, Travis 2b	4	0	0	0	0	1	0	3	0	Nishida, Rikuu rf	4	0	0	0	0	0	2	0	0
Forrester, Garret 1b	3	0	0	0	1	3	8	0	0	Boettcher, Bryce rf	0	0	0	0	0	0	0	0	0
Guerra, Mason 3b	2	0	1	0	2	0	0	3	0	Shade, Colby cf	4	1	2	1	0	1	5	0	0
McDowell, Micah dh	3	0	0	0	2	0	2	0	0	Cowley, Drew ss	4	0	1	0	0	2	0	0	0
Kane, Mikey ss	4	0	0	0	1	1	0	2	0	Ceballos, Sabin 3b	3	0	1	1	1	0	2	1	0
Talt, Easton rf	3	0	0	0	1	2	1	0	0	Smith, Tanner lf	4	0	1	0	0	1	1	0	2
Turley, Gavin cf	2	0	0	0	2	1	0	0	0	Walsh, Jacob 1b	3	0	0	0	1	2	5	0	0
Kasper, Brady ph/cf	2	0	0	0	1	0	0	0	0	Cromwick, Josiah c	3	0	1	0	0	2	13	0	0
Smith, Tanner c	3	0	0	0	1	12	1	3	0	Jaha, Jackson dh	3	0	0	0	1	0	0	0	0
Macias, Dallas lf	3	0	1	0	0	0	1	0	0	Grant, Gavin 2b	3	1	1	0	0	1	1	1	4
Sellers, Trent p	0	0	0	0	0	0	0	0	0	Stoffal, Jace p	0	0	0	0	0	0	0	0	0
Ferrer, Ben p	0	0	0	0	0	0	0	0	0	Dallas, Matt p	0	0	0	0	0	0	0	0	0
Jimenez, Aiden p	0	0	0	0	0	0	0	0	0	Mollerus, Josh p	0	0	0	0	0	0	0	0	0
Totals	29	0	2	0	4	13	24	7	7	Totals	31	2	7	2	2	11	27	3	7

**Score by Innings**

	1	2	3	4	5	6	7	8	9	R	H	E
Oregon State	0	0	0	0	0	0	0	0	0	0	2	0
Oregon	0	0	0	0	2	0	0	0	X	2	7	1

E - Walsh, J(2). LOB - Oregon State 7; Oregon 7. 2B - Macias(1); Shade, C(9); Ceballos, S(9); Cromwick, J(7); Grant, G(4). SH - McDowell(1). SB - Shade, C(7).

Oregon State	ip	h	r	er	bb	so	ab	bf	np	Oregon	ip	h	r	er	bb	so	ab	bf	np
Sellers, Trent	4.2	5	2	2	2	8	19	21	109	Stoffal, Jace	7.0	1	0	0	3	9	22	26	104
Ferrer, Ben	2.1	2	0	0	0	2	9	9	36	Dallas, Matt	0.2	1	0	0	1	1	3	4	21
Jimenez, Aiden	1.0	0	0	0	0	1	3	3	14	Mollerus, Josh	1.1	0	0	0	0	3	4	4	15

Win - Stoffal, J (4-2). Loss - Sellers (4-3). Save - Mollerus, J (5).  
 Pitches/strikes: Sellers 109/70; Ferrer 36/24; Jimenez 14/11; Stoffal, J 104/65; Dallas, M 21/10; Mollerus, J 15/10.  
 Umpires - HP: Mike Lusky 1B: Joe Burlison 2B: Kellen Levy 3B: Travis Eggert  
 Start: 7:05 pm Time: 2:43 Attendance: 3224  
 Weather: don't see any issues

## 2023 Oregon Baseball Oregon State at Oregon 4/8/23 at Eugene, Ore. (PK Park)

Oregon State 4 (19-11,6-8 Pac-12)							Oregon 2 (20-8,7-4 Pac-12)												
Player	ab	r	h	rbi	bb	so	po	a	lob	Player	ab	r	h	rbi	bb	so	po	a	lob
Bazzana, Travis 2b	3	1	0	0	2	1	1	4	1										

# 2023 BOX SCORES

## 2023 Oregon Baseball Oregon State at Oregon 4/9/23 at Eugene, Ore. (PK Park)

### Oregon State 12 (20-11,7-8 Pac-12)

Player	ab	r	h	bb	so	po	a	lob
Bazzana, Travis 2b	3	2	1	0	2	0	2	4
Forrester, Garrett 1b	5	1	3	2	0	2	11	1
McDowell, Micah dh	3	0	0	1	0	1	0	0
Guerra, Mason 3b	4	2	0	1	1	2	0	2
Kasper, Brady cf	4	3	2	1	1	1	1	0
Macias, Dallas lf	3	2	1	1	2	0	1	0
Weber, Wilson c	5	1	1	4	0	0	8	0
Talt, Easton rf	2	0	0	1	2	1	2	0
Dermedde, Kyle ss	3	1	1	0	1	1	5	0
Hunter, Jaren p	0	0	0	0	0	0	1	0
Lattery, AJ p	0	0	0	0	0	0	0	0
Ferrer, Ben p	0	0	0	0	0	0	1	0
Jimenez, Aiden p	0	0	0	0	0	0	0	0
Totals	32	12	9	11	9	8	27	14

### Oregon 2 (20-9,7-5 Pac-12)

Player	ab	r	h	bb	so	po	a	lob
Nishida, Rikuu rf	3	0	1	0	1	0	2	0
Shade, Colby cf	4	0	0	0	0	3	0	2
Cowley, Drew ss	4	0	0	0	1	0	2	0
Ceballos, Sabin 3b	4	0	0	0	0	1	5	1
Smith, Tanner lf	4	1	1	0	1	0	0	0
Walsh, Jacob dh	4	0	1	1	0	2	0	0
Cromwick, Josiah c	2	0	0	0	0	0	8	1
King, Towns ph	1	0	0	0	0	0	0	0
Thompson, Bennett c	1	0	0	0	0	0	0	1
Hellman, Dominic 1b	1	0	0	2	0	9	1	0
Grant, Gavin 2b	2	1	0	0	1	5	1	1
Uelmen, Leo p	0	0	0	0	0	0	0	0
Spojlicar, Turner p	0	0	0	0	0	1	1	0
Dallas, Matt p	0	0	0	0	0	1	1	0
Anderson, Austin p	0	0	0	0	0	0	0	0
Hughes, Jacob p	0	0	0	0	0	0	0	0
Umlandt, Ian p	0	0	0	0	0	0	0	0
McShane, Dylan p	0	0	0	0	0	0	0	0
Pace, Jackson p	0	0	0	0	0	0	0	0
Totals	30	2	3	1	4	8	27	12

Score by Innings	1	2	3	4	5	6	7	8	9	R	H	E
Oregon State	5	1	1	0	0	0	0	2	3	12	9	0
Oregon	0	0	0	0	0	0	1	1	2	3	3	1

E - Nishida, R(2). LOB - Oregon State 6; Oregon 5. 2B - Macias(2); Smith, T(9); Walsh, J(3). HR - Forrester(5); Kasper(5); Weber(2). HBP - Dermedde. SH - McDowell 2(3). SF - Talt(1). SB - Macias(1). CS - Talt(1).

Oregon State	ip	h	r	er	bb	so	ab	bf	np
Hunter, Jaren	2.0	0	0	0	1	2	6	7	35
Lattery, AJ	4.0	0	0	0	2	4	12	14	71
Ferrer, Ben	2.0	1	1	1	1	2	7	8	40
Jimenez, Aiden	1.0	2	1	1	0	0	5	5	16

Oregon	ip	h	r	er	bb	so	ab	bf	np
Uelmen, Leo	1.0	2	5	5	3	1	4	8	35
Spojlicar, Turner	2.0	4	2	2	1	1	9	11	26
Dallas, Matt	3.0	0	0	0	1	4	9	11	47
Anderson, Austin	1.0	0	0	0	1	2	3	4	16
Hughes, Jacob	0.1	0	1	1	2	0	2	16	
Umlandt, Ian	0.2	1	1	1	0	0	3	14	
McShane, Dylan	0.0	2	3	3	1	0	2	3	11
Pace, Jackson	1.0	0	0	0	0	0	2	3	15

Win - Lattery (3-0). Loss - Uelmen, L (2-3). Save - None.  
WP - Ferrer (2). HBP - by Dallas, M (Dermedde). Pitches/strikes: Hunter 35/22; Lattery 71/46; Ferrer 40/27; Jimenez 16/11; Uelmen, L 35/14; Spojaric, T 26/14; Dallas, M 47/28; Anderson, A 16/9; Hughes, J 16/8; Umlandt, I 14/7; McShane, D 11/5; Pace, J 15/9.

Umpires - HP: Kellen Levy 1B: Travis Eggert 3B: Mike Lusky  
Start: 12:05 pm Time: 3:04 Attendance: 1645  
Weather: Raining bunnies & eggs  
McShane, D faced 3 batters in the 9th.

## 2023 Oregon Baseball San Francisco at Oregon 4/11/23 at Eugene, Ore. (PK Park)

### San Francisco 3 (13-14)

Player	ab	r	h	bb	so	po	a	lob
DEMERA, Mario 3b	4	1	0	0	1	2	1	1
ATKINS, Blake 2b	5	0	1	2	0	1	2	2
ASBY, Will rf	4	0	1	1	0	0	1	0
CAMPAGNA, Michael c	4	0	1	0	0	5	2	2
STAPLETON, Christian 1b	3	0	0	0	1	1	1	0
WILLIAMS III, Harris cf	3	0	1	0	1	0	2	0
MARTINEZ, Ryan ss	4	1	1	0	0	2	4	1
AZEM, Logan dh	3	1	1	0	1	0	0	1
MARTINEZ, Tyler lf	4	0	1	0	0	0	1	0
JONES, Max p	0	0	0	0	0	0	0	0
YERBY, Ryan p	0	0	0	0	0	0	0	0
BARRETT, Gabriel p	0	0	0	0	0	0	0	0
LEPE, Oscar p	0	0	0	0	0	0	0	0
WOLTZ, Kaleb p	0	0	0	0	0	0	0	0
Totals	34	3	7	3	4	4	24	11

### Oregon 5 (21-9)

Player	ab	r	h	bb	so	po	a	lob
Nishida, Rikuu rf	4	1	1	0	0	0	3	0
Boettcher, Bryce rf	0	0	0	0	0	0	0	0
Shade, Colby cf	3	2	2	0	0	0	6	0
Cowley, Drew ss	4	1	2	2	0	1	2	2
Ceballos, Sabin 3b	3	0	1	2	1	0	2	3
Smith, Tanner lf	3	0	0	0	1	3	0	3
Walsh, Jacob 1b	4	0	0	1	0	2	7	0
Thompson, Bennett c	4	0	0	0	1	4	0	0
Jaha, Jackson dh	4	0	1	0	0	1	0	2
Grant, Gavin 2b	3	1	2	0	0	0	0	1
Pace, Jackson p	0	0	0	0	0	0	0	0
Grinsell, Grayson p	0	0	0	0	0	0	0	0
Grabmann, Matthew p	0	0	0	0	0	0	0	0
Mollerus, Josh p	0	0	0	0	0	0	0	0
Totals	32	5	9	5	1	6	27	5

Score by Innings	1	2	3	4	5	6	7	8	9	R	H	E
San Francisco	0	0	0	0	0	0	3	0	0	3	7	3
Oregon	0	0	3	2	0	0	0	0	X	5	9	0

E - DEMERA(6); ATKINS(3); MARTINEZ(3). DP - USF 1. LOB - USF 8; Oregon 8. 2B - ASBY(4). HBP - Nishida, R; Shade, C; Grant, G. SH - Smith, T(1). SB - WILLIAMS III(16).

San Francisco	ip	h	r	er	bb	so	ab	bf	np
JONES, Max	2.0	2	0	0	0	1	8	9	31
YERBY, Ryan	1.0	2	3	3	1	0	5	8	26
BARRETT, Gabriel	2.0	4	2	2	0	1	10	10	35
LEPE, Oscar	1.0	1	0	0	0	1	4	4	21
WOLTZ, Kaleb	2.0	0	0	0	0	3	5	6	26

Oregon	ip	h	r	er	bb	so	ab	bf	np
Pace, Jackson	5.0	3	0	0	2	2	18	20	74
Grinsell, Grayson	1.2	1	2	2	1	0	6	7	29
Grabmann, Matthew	0.1	2	1	1	1	0	3	4	18
Mollerus, Josh	2.0	1	0	0	0	2	7	7	26

Win - Pace, J (2-1). Loss - YERBY (0-3). Save - Mollerus, J (6).  
WP - Mollerus, J(3). HBP - by JONES (Shade, C); by YERBY (Nishida, R); by WOLTZ (Grant, G). PB - CAMPAGNA(3).  
Pitches/strikes: JONES 31/19; YERBY 26/15; BARRETT 35/24; LEPE 21/14; WOLTZ 26/16; Pace, J 74/46; Grinsell, G 29/14; Grabmann, M 18/9; Mollerus, J 26/18.

Umpires - HP: Randy Sutton 1B: Andrew Burke 2B: Paul Graham 3B: Tyler Wall  
Start: 5:05 pm Time: 2:36 Attendance: 1055  
Weather: same ole, same ole

## 2023 Oregon Baseball San Francisco at Oregon 4/12/23 at Eugene, Ore. (PK Park)

### San Francisco 6 (13-15)

Player	ab	r	h	bb	so	po	a	lob
DEMERA, Mario ss	5	2	2	0	0	1	3	2
ATKINS, Blake 2b	4	0	1	1	0	1	1	0
THOMAS, Mattie ph	1	0	0	0	0	0	0	0
ASBY, Will rf	4	0	0	1	1	0	3	0
CAMPAGNA, Michael dh	1	0	0	2	0	0	0	0
STAPLETON, Christian 1b	4	0	0	0	1	5	3	5
WILLIAMS III, Harris cf	4	0	0	0	1	0	0	0
OLIPHANT, Lane c	2	0	0	0	1	2	0	0
GRIFFIN, Zach c	2	0	0	0	1	2	1	0
KEIGHRAN, Patrick 3b	3	1	1	0	1	2	2	0
FOSTER, Darius lf	3	3	2	0	0	1	5	0
MCCONNELL, Matt p	0	0	0	0	0	0	0	0
HOLZEMER, Hunter p	0	0	0	0	0	0	0	0
LOMBARD, Weston p	0	0	0	0	0	0	1	0
HEARN, Will p	0	0	0	0	0	0	0	0
BURDICK, Kai p	0	0	0	0	0	0	0	0
CABRERA, A.C. p	0	0	0	0	0	1	0	0
SCHRAEDER, Aidan p	0	0	0	0	0	0	0	0
Totals	33	6	6	2	3	8	24	10

### Oregon 16 (22-9)

Player	ab	r	h	bb	so	po	a	lob
Nishida, Rikuu rf	4	4	2	0	1	0	2	0
Ganus, Tyler lf	0	0	0	0	0	0	0	0
Shade, Colby cf	2	3	0	0	3	0	1	0
Cowley, Drew ss	5	2	3	4	1	0	1	3
Ceballos, Sabin 3b	4	1	1	3	0	0	1	0
Smith, Drew 3b	1	0	1	1	0	0	2	0
Smith, Tanner dh	4	1	1	0	2	0	0	5
Walsh, Jacob 1b	4	0	1	1	0	9	0	0
King, Towns ph/1b	1	0	0	0	1	3	0	0
Cromwick, Josiah c	2	1	0	0	0	2	0	1
Aroz, Anson c	3	0	1	1	0	6	0	0
Boettcher, Bryce lf/rf	2	3	2	1	1	0	1	0
Grant, Gavin 2b	6	1	2	3	0	2	8	6
Spojlicar, Turner p	0	0	0	0	0	0	0	0
Olson, Logan p	0	0	0	0	0	0	0	0
Anderson, Austin p	0	0	0	0	0	0	0	0
Hughes, Jacob p	0	0	0	0	0	0	0	0
Totals	38	16	14	13	9	5	27	14

Score by Innings	1	2	3	4	5	6	7	8	9	R	H	E
San Francisco	1	0	3	0	1	0	1	0	0	6	6	5
Oregon	3	3	1	5	0	2	1	1	X	16	14	3

E - DEMERA(7); ATKINS 2(5); WILLIAMS III(1); KEIGHRAN(3); Cowley, D(5); Aroz, A(1); Grant, G(6). DP - USF 2; Oregon 1. LOB - USF 6; Oregon 14. 2B - FOSTER(4); Cowley, D 2(11); Boettcher, B(1); Grant, G 2(6). HR - Ceballos, S(7); Boettcher, B(1). HBP - CAMPAGNA; KEIGHRAN; FOSTER; Nishida, R; Shade, C; Ceballos, S; Cromwick, J; Boettcher, B 3. SB - Nishida, R(14); Grant, G(2). CS - Nishida, R(7).

San Francisco	ip	h	r	er	bb	so	ab	bf	np
MCCONNELL, Matt	1.0	2	3	3	2	1	5	9	30
HOLZEMER, Hunter	1.0	6	4	3	1	0	9	10	27
LOMBARD, Weston	1.0	0	0	0	1	1	2	4	13
HEARN, Will	1.0	2	5	4	2	0	6	9	38
BURDICK, Kai	1.2	0	2	2	3	0	4	9	41
CABRERA, A.C.</									

# 2023 BOX SCORES

## 2023 Oregon Baseball #7 Stanford at Oregon 4/15/23 at Eugene, Ore. (PK Park)

Stanford 1 (22-10,10-4 Pac-12)											Oregon 8 (24-9,9-5 Pac-12)											
Player	ab	r	h	rbi	bb	so	po	a	lob		Player	ab	r	h	rbi	bb	so	po	a	lob		
Park, Eddie cf	4	0	1	0	0	2	0	1			Nishida, Rikuu dh	3	1	0	0	1	0	0	0	0	0	
Graham, Carter 1b	3	0	1	1	0	2	11	0	0		Shade, Colby cf	4	1	1	0	0	1	4	0	2		
Becerra, Temo ph	1	0	1	0	0	0	0	0	0		Cowley, Drew ss	5	1	2	1	0	2	1	0	1		
Troy, Tommy 3b	3	0	0	0	0	1	3	1			Ceballos, Sabin 3b	4	2	3	3	0	0	1	2	0		
Nati, Jimmy ph	1	0	0	0	0	0	0	0	0		Smith, Tanner lf	4	1	2	0	0	0	3	0	1		
Montgomery, Braden rf	3	0	1	0	0	1	0	0	0		Walsh, Jacob 1b	4	2	2	3	0	0	6	0	0		
Sapien, Jake ph	1	0	0	0	0	0	0	0	0		Cromwick, Josiah c	4	0	1	1	0	1	7	0	0		
Moore, Malcolm c	3	0	0	0	0	7	1	0			Boettcher, Bryce rf	3	0	0	0	0	0	4	1	3		
Gargus, Henry ph	1	0	0	0	1	0	0	1			Grant, Gavin 2b	3	0	0	0	2	1	5	0	0		
Bowser, Drew 2b	3	0	0	0	2	1	3	0			Mercado, Logan p	0	0	0	0	0	0	0	0	0		
Rios, Alberto lf	3	0	1	0	0	1	0	1			Totals	34	8	11	8	1	6	27	8	7		
Hinkelman, Cole dh	3	0	0	0	1	1	0	0														
Cobb, Owen ss	1	1	0	0	1	0	3	0														
Haskins, Trevor ph/ss	1	0	0	0	0	0	0	0														
Scott, Matt p	0	0	0	0	0	0	1	0														
Dugan, Nick p	0	0	0	0	0	0	0	0														
O'Harran, Toran p	0	0	0	0	0	0	0	0														
Totals	31	1	5	1	1	7	24	11	4													

Score by Innings	1	2	3	4	5	6	7	8	9	R	H	E
Stanford	0	0	0	0	1	0	0	0	1	5	0	
Oregon	0	0	2	1	2	1	2	0	X	8	11	0

LOB - Stanford 4; Oregon 7. 2B - Montgomery, B(7); Cowley, D 2(13); Smith, T 2(12). HR - Ceballos, S(8); Walsh, J 2(11). HBP - Shade, C; Boettcher, B; Grant, G. SH - Nishida, R(5). SB - Nishida, R(15).

Stanford	ip	h	r	er	bb	so	ab	bf	np	Oregon	ip	h	r	er	bb	so	ab	bf	np
Scott, Matt	5.1	8	6	6	1	3	24	27	77	Mercado, Logan	9.0	5	1	1	1	7	31	32	111
Dugan, Nick	1.2	3	2	2	0	2	7	8	29										
O'Harran, Toran	1.0	0	0	0	0	1	3	4	13										

Win - Mercado, L (3-0). Loss - Scott, M (5-1). Save - None.  
 HBP - by Scott, M (Boettcher, B); by Scott, M (Grant, G); by O'Harran, T (Shade, C). Pitches/strikes: Scott, M 77/54;  
 Dugan, N 29/23; O'Harran, T 13/10; Mercado, L 111/73.

Umpires - HP: Mark Buchanan 1B: Scott Letendre 2B: Michael Fichter 3B: Steve Mattingly  
 Start: 2:05 pm Time: 2:11 Attendance: 2322  
 Weather: I was promised better

## 2023 Oregon Baseball #7 Stanford at Oregon 4/16/23 at Eugene, Ore. (PK Park)

Stanford 6 (23-10,11-4 Pac-12)											Oregon 4 (24-10,9-6 Pac-12)											
Player	ab	r	h	rbi	bb	so	po	a	lob		Player	ab	r	h	rbi	bb	so	po	a	lob		
Park, Eddie cf	5	0	1	0	0	1	4	0	1		Nishida, Rikuu dh	4	0	0	0	1	0	0	0	0		
Graham, Carter 1b	3	2	0	0	2	1	9	0	0		Shade, Colby cf	4	1	1	0	0	0	1	0	0		
Troy, Tommy 3b	3	2	1	0	2	0	2	0	0		Cowley, Drew ss	3	1	1	0	1	1	0	0	0		
Montgomery, Braden rf	3	2	2	2	0	0	0	1			Ceballos, Sabin 3b	4	1	2	3	0	0	1	2	0		
Moore, Malcolm c	3	0	0	1	2	2	11	1	0		Smith, Tanner lf	4	0	0	0	0	1	4	0	1		
Bowser, Drew 2b	4	0	1	1	0	3	0	3	0		Walsh, Jacob 1b	4	0	0	0	3	5	1	1	1		
Rios, Alberto lf	4	0	2	2	1	2	0	0	0		Cromwick, Josiah c	3	0	0	0	0	3	10	1	0		
Hinkelman, Cole dh	3	0	0	0	1	0	0	0	0		Boettcher, Bryce rf	3	1	1	1	0	0	3	0	0		
Ceberra, Temo ph/dh	2	0	0	0	1	0	0	1			Grant, Gavin 2b	3	0	0	0	2	2	3	0	0		
Bobb, Owen ss	3	0	0	0	1	0	1	5			Uelmen, Leo p	0	0	0	0	0	0	1	0	0		
Dixon, Joey p	0	0	0	0	0	0	0	0	0		Dallas, Matt p	0	0	0	0	0	0	1	0	0		
Dowd, Drew p	0	0	0	0	0	0	0	0	0		Anderson, Austin p	0	0	0	0	0	0	0	0	0		
Totals	33	6	7	6	10	10	27	7	11													

Score by Innings	1	2	3	4	5	6	7	8	9	R	H	E
Stanford	0	0	3	0	1	0	2	0	0	6	7	1
Oregon	3	1	0	0	0	0	0	0	0	4	5	2

E - Dixon, J(2); Cowley, D 2(7). DP - Oregon 1. LOB - Stanford 11; Oregon 2. 2B - Rios, A(9). 3B - Ceballos, S(1). HR - Montgomery, B(9); Ceballos, S(9); Boettcher, B(2). SF - Bowser, D(1). SB - Cobb, O(7). CS - Park, E(3).

Stanford	ip	h	r	er	bb	so	ab	bf	np	Oregon	ip	h	r	er	bb	so	ab	bf	np
Dixon, Joey	5.1	5	4	4	1	5	21	22	94	Uelmen, Leo	2.0	2	1	5	4	7	12	67	
Dowd, Drew	3.2	0	0	0	0	6	11	11	41	Dallas, Matt	4.0	5	4	4	3	1	14	18	66
										Anderson, Austin	0.1	1	0	0	2	1	2	4	19
										Grinsell, Grayson	1.2	0	0	0	2	6	6	28	
										Mollerus, Josh	1.0	1	0	0	0	2	4	4	22

Win - Dowd, D (4-2). Loss - Dallas, M (4-1). Save - None.  
 WP - Dixon, J(11). Pitches/strikes: Dixon, J 94/61; Dowd, D 41/29; Uelmen, L 67/39; Dallas, M 66/39; Anderson, A 19/8;  
 Grinsell, G 28/17; Mollerus, J 22/14.

Umpires - HP: Scott Letendre 1B: Michael Fichter 2B: Steve Mattingly 3B: Mark Buchanan  
 Start: 12:05 pm Time: 3:05 Attendance: 1351  
 Weather: Quack Quack  
 Uelmen, L faced 2 batters in the 3rd.  
 Dallas, M faced 2 batters in the 7th.

## 2023 Oregon Baseball #20 Oregon at Portland 4/18/23 at Portland, Ore. (Joe Etzel Field)

Oregon 9 (24-11)											Portland 10 (20-16)											
Player	ab	r	h	rbi	bb	so	po	a	lob		Player	ab	r	h	rbi	bb	so	po	a	lob		
Nishida, Rikuu dh	4	1	1	0	1	0	0	0	0		PATACSL, Ben ss	6	0	1	0	0	3	1	3	2		
Shade, Colby cf	3	1	1	0	2	0	2	0	3		HOLCROFT, Jake cf	4	0	1	2	1	1	7	0	0		
Cowley, Drew ss	2	1	0	0	2	1	1	2	0		SCAVOTTO, Evan 3b	4	0	0	0	1	2	0	1	1		
Ceballos, Sabin 3b	3	2	1	2	2	0	1	4	0		TOGLIA, Zach 1b	4	1	1	0	1	1	7	0	4		
Smith, Tanner lf	5	1	1	2	0	2	0	0	5		KLEMP, Nich dh	5	2	2	0	0	1	0	0	1		
Walsh, Jacob 1b	5	0	1	0	0	1	11	1	0		KNIGHT, Briley lf	4	3	3	1	1	0	1	0	0		
Thompson, Bennett c	4	1	2	2	0	1	9	0	0		MUENCH, Henry rf	3	1	0	0	0	1	0	0	0		
Boettcher, Bryce rf	5	0	0	0	2	1	0	1			GOMES, Tristan ph	0	0	0	0	0	0	0	0	0		
Grant, Gavin 2b	5	2	2	2	0	2	0	0	0		COONEY, Christian pr	0	0	0	0	0	0	0	0	0		
Pace, Jackson p	0	0	0	0	0	1	1	0	0		TSUKADA, Jake 2b	5	2	1	2	0	2	1	0	0		
Anderson, Austin p	0	0	0	0	0	0	0	0	0		MCCARTHY, Riley c	3	0	1	2	0	0	4	0	0		
Grinsell, Grayson p	0	0	0	0	0	0	0	0	0		LOVELESS, Ethan pr	0	0	0	0	0	0	0	0	0		
Grabmann, Matthew p	0	0	0	0	0	0	0	0	0		HOWARD, Tyler c	1	0	0	0	0	0	5	1	1		
Mollerus, Josh p	0	0	0	0	0	0	0	0	0		TSUKADA, Justin ph	1	1	1	2	0	0	0	0	0		
Totals	36	9	9	8	7	9	26	10	9													

Score by Innings	1	2	3	4	5	6	7	8	9	R	H	E
Oregon	4	1	0	1	0	0	2	1	9	9	3	
Portland	0	1	0	0	0	4	1	0	4	10	11	1

Note: 2 outs, 1 runner LOB when the game ended.

E - Ceballos, S(2); Grant, G 2(8); SCAVOTTO, E(7). LOB - Oregon 9; Portland 10. 2B - Nishida, R(7); Smith, T(13); Walsh, J(4); Thompson, B 2(5); PATACSL, B(6); TOGLIA, Z(6); KNIGHT, B(10); TSUKADA, J(3). HR - Ceballos, S(10); Grant, G 2(7). HBP - Cowley, D; Thompson, B; MUENCH, H; GOMES, T. SB - Shade, C 3(10); Cowley, D 2(4). CS - Boettcher, B(1).

Oregon	ip	h	r	er	bb	so	ab	bf	Portland	ip	h	r	er	bb	so	ab	bf
Pace, Jackson	5.1	6	5	2	2	3	24	27	RUFFO, KJ	2.0	5	5	3	1	11	16	
Anderson, Austin	0.2	1	0	0	1	1	3	4	SAUNDERS, Ty	4.0	1	1	1	1	13	14	
Grinsell, Grayson	0.2	2	1	1	0	1	4	4	GILLIS, Brock	2.0	2	2	3	4	8	11	
Grabmann, Matthew	0.1	0	0	0	0	1	1	1	JOHNSON, Zach	1.0	1	1	0	0	1	4	4
Mollerus, Josh	1.2	2	4	3	1	4	8	10									

Win - JOHNSON, Z (1-1). Loss - Mollerus, J (1-1). Save - None.  
 WP - RUFFO, K(3). HBP - by RUFFO, K (Cowley, D); by RUFFO, K (Thompson, B); by Pace, J (MUENCH, H); by Mollerus, J (GOMES, T).

Umpires - HP: Tyler Wall 1B: Ken Dyber 3B: Todd Ellis  
 Start: 5:00 pm Time: 3:46 Attendance: 307  
 Weather: Intermittent Showers  
 RUFFO, K faced 2 batters in the 3rd.

## 2023 Oregon Baseball #20 Oregon at California 4/21/23 at Berkeley, Calif. (Stu Gordon Stadium)

Oregon 5 (25-11,10-6 Pac-12)											California 4 (17-17,5-14 Pac-12)										
Player	ab	r	h	rbi	bb	so	po	a	lob		Player	ab	r	h	rbi	bb	so	po	a	lob	







2023 BOX SCORES

2023 Oregon Baseball #17 Oregon at USC 5/5/23 at Los Angeles, Calif. (Dedeaux Field)

2023 Oregon Baseball #17 Oregon at USC 5/6/23 at Los Angeles, Calif. (Dedeaux Field)

Oregon 2 (30-15,13-9 Pac-12)

USC 7 (26-19-1,12-10 Pac-12)

Player statistics for Oregon 2: Nishida, Rikuu rf; Shade, Colby cf; Cowley, Drew ss; Ceballos, Sabin dh; Ganus, Tyler pr; Smith, Tanner lf; Walsh, Jacob 1b; Cromwick, Josiah c; Smith, Drew 3b; Grant, Gavin 2b; Uelmen, Leo p; Hughes, Jacob p; McShane, Dylan p.

Player statistics for USC 7: Overn, Austin cf; Grudzielanek, Bryce 2b; Wells, Carson lf; Olmstead, Johnny 3b; Gabrielson, Cole rf; Lopez, Nick dh; Hedges, Ethan 1b; Galloway, Jacob c; Jackson, Ryan ss; Sodersten, Blake p; Connolly, Caden p; Blum, Josh p; Wisch, Kyle p.

Score by Innings table for Oregon 2 vs USC 7. Oregon: 0 0 0 0 0 1 1 0 2 8 0. USC: 0 3 3 0 0 1 0 0 X 7 8 0.

LOB - Oregon 9; USC 10. 2B - Smith, D(3); Overn, A(9); Olmstead, J.(12); Hedges, E.(6); Jackson, R.(3). HR - Nishida, R(5); Cowley, D(12). HBP - Shade, C 2; Wells, C.; Gabrielson; Galloway, J. SH - Galloway, J.(1). SF - Overn, A.(2); Galloway, J.(1).

Oregon pitching stats: Uelmen, Leo (2.1 IP, 6 H, 6 R, 6 ER, 2 SO, 11 BB); Hughes, Jacob (2.2 IP, 0 H, 0 R, 0 ER, 5 SO, 3 BB); McShane, Dylan (3.0 IP, 2 H, 1 R, 0 ER, 2 SO, 11 BB).

USC pitching stats: Sodersten, Blake (7.0 IP, 6 H, 1 R, 1 ER, 11 SO, 26 BB); Connolly, Caden (0.2 IP, 1 H, 0 R, 0 ER, 2 SO, 2 BB); Blum, Josh (1.0 IP, 0 H, 0 R, 1 ER, 3 SO, 4 BB); Wisch, Kyle (1.0 IP, 0 H, 0 R, 0 ER, 1 SO, 3 BB).

Win - Sodersten, B (3-2). Loss - Uelmen, L (3-4). Save - None.

HBP - by Sodersten, B (Shade, C); by Uelmen, L (Galloway, J.); by Uelmen, L (Wells, C.); by Sodersten, B (Shade, C); by McShane, D (Gabrielson). BK - Hughes, J.(1).

Umpires - HP: Ramon Armendariz 1B: Joe Maiden 2B: Mike Lusky 3B: Jeff Henrichs Start: 6:35 pm Time: 2:42 Attendance: 2105 Weather: Scattered clouds, 61 Connolly, C. faced 2 batters in the 8th.

Oregon 7 (31-15,14-9 Pac-12)

USC 5 (26-20-1,12-11 Pac-12)

Player statistics for Oregon 7: Nishida, Rikuu rf; Boettcher, Bryce rf; Shade, Colby cf; Cowley, Drew ss; Ceballos, Sabin dh; Smith, Tanner lf; Walsh, Jacob 1b; Smith, Drew 3b; Cromwick, Josiah c; Ganus, Tyler ph; Thompson, Bennett c; Grant, Gavin 2b; Mercado, Logan p; Dallas, Matt p; Grinsell, Grayson p; Mollerus, Josh p.

Player statistics for USC 5: Overn, Austin cf; Grudzielanek, Bryce 2b; Wells, Carson lf; Olmstead, Johnny 3b; Gabrielson, Cole rf; Lopez, Nick dh; Colon-Rosado, Adrian ph; Clift, Connor ph; Hedges, Ethan 1b; Galloway, Jacob c; Jackson, Ryan ss; Aoki, Caden p; Blum, Josh p; Wisch, Kyle p; Clarke, Garrett p.

Score by Innings table for Oregon 7 vs USC 5. Oregon: 0 1 0 0 0 2 4 0 0 7 9 0. USC: 0 1 2 0 0 2 0 0 0 5 7 2.

E - Grudzielanek(5); Gabrielson(6). DP - USC 1. LOB - Oregon 9; USC 6. 2B - Cowley, D(14); Smith, T(16); Smith, D(4); Jackson, R.(4). HR - Ceballos, S(12); Grudzielanek(4); Olmstead, J.(9); Galloway, J.(1). HBP - Smith, D; Galloway, J. 2. SH - Grant, G(4). SB - Smith, D(2); Grant, G(7). CS - Grudzielanek(2); Jackson, R.(5).

Oregon pitching stats: Mercado, Logan (5.2 IP, 6 H, 4 R, 4 ER, 3 SO, 4 BB); Dallas, Matt (1.1 IP, 1 H, 1 R, 1 ER, 1 SO, 5 BB); Grinsell, Grayson (1.0 IP, 0 H, 0 R, 0 ER, 2 SO, 3 BB); Mollerus, Josh (1.0 IP, 0 H, 0 R, 0 ER, 2 SO, 3 BB).

USC pitching stats: Aoki, Caden (6.2 IP, 7 H, 6 R, 6 ER, 4 SO, 25 BB); Blum, Josh (0.0 IP, 0 H, 0 R, 0 ER, 1 SO, 0 BB); Wisch, Kyle (0.2 IP, 0 H, 0 R, 2 ER, 1 SO, 3 BB); Clarke, Garrett (1.2 IP, 0 H, 0 R, 0 ER, 4 SO, 6 BB).

Win - Dallas, M (6-1). Loss - Aoki, Ca. (3-1). Save - Mollerus, J (8).

HBP - by Mercado, L (Galloway, J.); by Dallas, M (Galloway, J.); by Wisch, K. (Smith, D).

Umpires - HP: Joe Maiden 1B: Mike Lusky 2B: Jeff Henrichs 3B: Ramon Armendariz Start: 6:35 pm Time: 3:14 Attendance: 879 Weather: Partly cloudy, 62 Blum, J. faced 1 batter in the 7th. Dallas, M faced 1 batter in the 8th.

2023 Oregon Baseball #17 Oregon at USC 5/7/23 at Los Angeles, Calif. (Dedeaux Field)

2023 Oregon Baseball Washington at #24 Oregon 5/12/23 at Eugene, Ore. (PK Park)

Oregon 4 (31-16,14-10 Pac-12)

USC 11 (27-20-1,13-11 Pac-12)

Player statistics for Oregon 4: Nishida, Rikuu rf; Shade, Colby cf; Cowley, Drew ss; Ceballos, Sabin dh; Smith, Tanner lf; Walsh, Jacob 1b; Smith, Drew 3b; Aroz, Anson c; Grant, Gavin 2b; Grabmann, Matthew p; Spojaric, Turner p; Pace, Jackson p; Dallas, Matt p; Grinsell, Grayson p.

Player statistics for USC 11: Overn, Austin cf; Grudzielanek, Bryce 2b; Wells, Carson lf; Olmstead, Johnny 3b; Gabrielson, Cole rf; Colon-Rosado, Adrian dh; Hedges, Ethan 1b; Galloway, Jacob c; Jackson, Ryan ss; Hammond, Eric p; Ebner, Michael p; Johnson, Fisher p; Hoopingarner, Ethan p; Clow, Nate p.

Score by Innings table for Oregon 4 vs USC 11. Oregon: 0 0 0 1 2 0 1 0 0 4 10 3. USC: 0 6 0 4 0 1 0 0 X 11 13 1.

E - Aroz, A(2); Grant, G(10); Spojaric, T(1); Clow, N.(1). DP - USC 3. LOB - Oregon 8; USC 9. 2B - Aroz, A(1); Galloway, J.(2). 3B - Smith, T(1). HR - Cowley, D(13); Ceballos, S(13). HBP - Overn, A.; Olmstead, J. 2. SB - Nishida, R(19); Grudzielanek(5); Wells, C.(9); Olmstead, J.(10).

Oregon pitching stats: Grabmann, Matthew (2.0 IP, 5 H, 6 R, 6 ER, 2 SO, 11 BB); Spojaric, Turner (2.0 IP, 5 H, 4 R, 1 ER, 11 SO, 11 BB); Pace, Jackson (1.0 IP, 0 H, 0 R, 1 ER, 2 SO, 3 BB); Dallas, Matt (1.0 IP, 2 H, 1 R, 0 ER, 1 SO, 5 BB); Grinsell, Grayson (2.0 IP, 1 H, 0 R, 1 ER, 4 SO, 8 BB).

USC pitching stats: Hammond, Eric (2.0 IP, 2 H, 0 R, 1 ER, 0 SO, 8 BB); Ebner, Michael (2.0 IP, 3 H, 1 R, 2 ER, 8 SO, 10 BB); Johnson, Fisher (2.0 IP, 3 H, 2 ER, 0 SO, 8 BB); Hoopingarner, Ethan (0.1 IP, 1 H, 1 R, 0 ER, 2 SO, 1 BB); Clow, Nate (2.2 IP, 1 H, 0 R, 1 ER, 2 SO, 9 BB).

Win - Ebner, M. (1-0). Loss - Grabmann, M (0-3). Save - None.

WP - Grabmann, M(4); Hoopingarner(3). HBP - by Grabmann, M (Overn, A.); by Spojaric, T (Olmstead, J.); by Dallas, M (Olmstead, J.).

Umpires - HP: Mike Lusky 1B: Jeff Henrichs 2B: Ramon Armendariz 3B: Joe Maiden Start: 12:05 pm Time: 3:02 Attendance: 907 Weather: Scattered clouds, 69

Washington 14 (30-14,14-10 Pac-12)

Oregon 5 (31-17,14-11 Pac-12)

Player statistics for Washington 14: Clayton, Cam ss; Guerrero, AJ lf; Morales, Coby cf/lf; Simpson, Will rf; Miller, Cole cf; Tincher, Johnny c; Blanchard, Colin c; Ybarra, Jeter 1b; Arquette, Aiva 2b; Snyder, Michael 3b; DeCarlo, Sam dh; Flesland III, Stu p; Boyle, Sam p; McAdams, Reilly p.

Player statistics for Oregon 5: Nishida, Rikuu rf; Shade, Colby cf; Cowley, Drew ss; Ceballos, Sabin dh; Ganus, Tyler pr/dh; Smith, Tanner lf; Walsh, Jacob 1b; Smith, Drew 3b; Cromwick, Josiah c; Aroz, Anson ph; Grant, Gavin 2b; King, Tings ph; Mercado, Logan p; McShane, Dylan p; Uelmen, Leo p; Hughes, Jacob p; Umlandt, Ian p.

Score by Innings table for Washington 14 vs Oregon 5. Washington: 1 0 2 5 0 0 1 0 5 14 13 2. Oregon: 0 2 0 0 0 0 0 0 3 5 10 1.

E - Ybarra, J.(1); Arquette, A.(1); McShane, D(1). LOB - Washington 7; Oregon 8. 2B - Morales, C. 2(7); Shade, C(14). HR - Morales, C.(8); Simpson, W. 2(17); Arquette, A.(5); Cromwick, J.(7). SF - Ybarra, J.(2). SB - Tincher, J.(6); Cowley, D(5).

Washington pitching stats: Flesland III, Stu (6.0 IP, 5 H, 2 R, 3 ER, 24 SO, 25 BB); Boyle, Sam (2.0 IP, 1 H, 0 R, 1 ER, 7 SO, 8 BB); McAdams, Reilly (1.0 IP, 4 H, 3 R, 3 ER, 0 SO, 7 BB, 28 BB).

Oregon pitching stats: Mercado, Logan (3.2 IP, 6 H, 8 R, 5 ER, 6 SO, 17 BB, 22 BB); McShane, Dylan (3.1 IP, 2 H, 1 R, 0 ER, 2 SO, 11 BB, 12 BB); Uelmen, Leo (1.1 IP, 3 H, 3 R, 1 ER, 7 SO, 8 BB); Hughes, Jacob (0.1 IP, 2 H, 2 R, 2 ER, 0 SO, 3 BB); Umlandt, Ian (0.1 IP, 0 H, 0 R, 0 ER, 0 SO, 1 BB, 4 BB).

Win - Flesland III (5-2). Loss - Mercado, L (4-1). Save - None.

Pitches/strikes: Flesland III 101/67; Boyle, S. 28/18; McAdams, R. 28/18; Mercado, L 97/49; McShane, D 47/30; Uelmen, L 34/21; Hughes, J 23/7; Umlandt, I 4/3.

Umpires - HP: William VanRaaphorst 1B: Jake Uhlenhopp 2B: Shawn Rakos 3B: Frank Pflugrad Start: 7:05 pm Time: 3:15 Attendance: 2435 Weather: Chamber of commerce day Flesland III faced 2 batters in the 7th.

2023 BOX SCORES

2023 Oregon Baseball
Washington at #24 Oregon
5/13/23 at Eugene, Ore. (PK Park)

Washington 18 (31-14,15-10 Pac-12)

Table with columns: Player, ab, r, h, rbi, bb, so, po, a, lob. Lists players like Clayton, Cam ss and Guerrero, AJ lf with their stats.

Oregon 8 (31-18,14-12 Pac-12)

Table with columns: Player, ab, r, h, rbi, bb, so, po, a, lob. Lists players like Nishida, Rikuu rf and Boettcher, Bryce rf with their stats.

Score by Innings table showing runs, hits, errors, and total score for Washington and Oregon.

E - Snyder, M.(10); Thompson, B(1). DP - Washington 1. LOB - Washington 5; Oregon 9. 2B - Guerrero, A.(8); Morales, C.(8); Simpson, W.(10); Ybarra, J. 2(5); Snyder, M.(6); Nishida, R(12); Cowley, D(15); Walsh, J(8). HR - DeCarlo, S.(3); Grant, G(8). HBP - Tincher, J.; Shade, C. SH - Smith, T(2). SF - Snyder, M.(4). SB - Shade, C(11).

Washington pitching stats table with columns: ip, h, r, er, bb, so, ab, bf, np. Lists pitchers like Lord, Kiefer and Cunningham, Grant.

Oregon pitching stats table with columns: ip, h, r, er, bb, so, ab, bf, np. Lists pitchers like Pace, Jackson and Spoljaric, Turner.

Win - Lord, K. (6-3). Loss - Pace, J (2-3). Save - Cunningham (3). WP - Cunningham(3); Spoljaric, T(5). HBP - by Pace, J (Tincher, J.); by Lord, K. (Shade, C). Pitches/strikes: Lord, K. 87/59; Cunningham 87/47; Pace, J 30/18; Spoljaric, T 79/57; Dallas, M 25/15; Umlandt, I 44/28.

Umpires - HP: Jake Uhlenhopp 1B: Shawn Rakos 2B: Frank Pflugradt 3B: William VanRaaphorst
Start: 6:05 pm Time: 3:00 Attendance: 2660
Weather: spicy
Pace, J faced 8 batters in the 1st.

2023 Oregon Baseball
Washington at #24 Oregon
5/14/23 at Eugene, Ore. (PK Park)

Washington 11 (32-14,16-10 Pac-12)

Table with columns: Player, ab, r, h, rbi, bb, so, po, a, lob. Lists players like Clayton, Cam ss and Guerrero, AJ lf with their stats.

Oregon 5 (31-19,14-13 Pac-12)

Table with columns: Player, ab, r, h, rbi, bb, so, po, a, lob. Lists players like Nishida, Rikuu rf and Shade, Colby cf with their stats.

Score by Innings table showing runs, hits, errors, and total score for Washington and Oregon.

E - Tincher, J.(2). DP - Washington 1. LOB - Washington 14; Oregon 7. 2B - Morales, C.(9); Simpson, W.(11); Ybarra, J.(6); Walsh, J(9). HR - Clayton, C.(10); Snyder, M.(8); Cowley, D(14); Walsh, J(13). HBP - Ybarra, J.; Arquette, A.; Nishida, R; Shade, C. SF - Cowley, D(1). SB - Clayton, C.(4); Chandler, D.(5); Nishida, R(20); Smith, T(6); Smith, D(3).

Washington pitching stats table with columns: ip, h, r, er, bb, so, ab, bf, np. Lists pitchers like Engman, Jared and Matter, Case.

Oregon pitching stats table with columns: ip, h, r, er, bb, so, ab, bf, np. Lists pitchers like Grabmann, Matthew and Grinsell, Grayson.

Win - Matter, C. (4-0). Loss - Dallas, M (6-2). Save - Emanuels, J. (6). WP - Matter, C. 2(4); Grabmann, M(5); Hughes, J 2(3). HBP - by Dallas, M (Arquette, A.); by Boyle, S. (Nishida, R); by Boyle, S. (Shade, C); by McShane, D (Ybarra, J.). BK - Engman, J.(1). Pitches/strikes: Engman, J. 60/32; Matter, C. 38/24; Boyle, S. 8/2; Emanuels, J. 48/31; Grabmann, M 67/40; Grinsell, G 49/31; Dallas, M 17/7; Mollerus, J 45/25; Hughes, J 30/11; McShane, D 20/13.

Umpires - HP: Shawn Rakos 1B: Frank Pflugradt 2B: William VanRaaphorst 3B: Jake Uhlenhopp
Start: 12:05 pm Time: 3:47 Attendance: 3060
Weather: You're gonna like it
Engman, J. faced 1 batter in the 4th.
Grinsell, G faced 1 batter in the 6th.
Boyle, S. faced 3 batters in the 7th.
Hughes, J faced 2 batters in the 9th.

2023 Oregon Baseball
Oregon at Utah
5/18/23 at Salt Lake City, Utah (Smith's Ballpark)

Oregon 5 (31-20,14-14 Pac-12)

Table with columns: Player, ab, r, h, rbi, bb, so, po, a, lob. Lists players like Nishida, Rikuu rf and Shade, Colby cf with their stats.

Utah 12 (22-30-1,9-18-1 Pac-12)

Table with columns: Player, ab, r, h, rbi, bb, so, po, a, lob. Lists players like Roberts, Kai cf and Cop, Davis c with their stats.

Score by Innings table showing runs, hits, errors, and total score for Oregon and Utah.

E - Cowley, D (3(10)); Cromwick, J(4); Van Sickle(5). DP - Utah 2. LOB - Oregon 7; Utah 10. 2B - Cowley, D(16); Carpenter, K(3). 3B - Roberts, K.(1). HR - Smith, D(2); Clarkson, TJ(13); Kiernan, J.(5). HBP - Kiernan, J. 2; Carpenter, K. SH - Hammill, E.(4). SB - Cowley, D(6); Smith, D(4); Cop, D.(1); Kiernan, J. 2(4); Frei, L.(5). CS - Cop, D.(5).

Oregon pitching stats table with columns: ip, h, r, er, bb, so, ab, bf. Lists pitchers like Mercado, Logan and Grinsell, Grayson.

Utah pitching stats table with columns: ip, h, r, er, bb, so, ab, bf. Lists pitchers like Van Sickle, Bryson and Hostert, Randon.

Win - Hostert, R. (3-2). Loss - McShane, D (1-2). Save - None. WP - Mercado, L(2); Van Sickle(7). HBP - by Mercado, L (Kiernan, J.); by McShane, D (Kiernan, J.); by McShane, D (Carpenter, K).

Umpires - HP: Darren Hyman 1B: Randy Sutton 2B: Patrick Riley 3B: Brett Terry
Start: 6:35 pm Time: 3:27 Attendance: 2163
Weather: 76 Degrees, Cloudy, 11 MPH NW
McShane, D faced 5 batters in the 7th.
Hostert, R. faced 1 batter in the 8th.

2023 Oregon Baseball
Oregon at Utah
5/19/23 at Salt Lake City, Utah (Smith's Ballpark)

Oregon 9 (32-20,15-14 Pac-12)

Table with columns: Player, ab, r, h, rbi, bb, so, po, a, lob. Lists players like Nishida, Rikuu rf and Shade, Colby cf with their stats.

Utah 1 (22-31-1,9-19-1 Pac-12)

Table with columns: Player, ab, r, h, rbi, bb, so, po, a, lob. Lists players like Roberts, Kai cf and Cop, Davis c with their stats.

Score by Innings table showing runs, hits, errors, and total score for Oregon and Utah.

E - Grant, G(11); Jones, M.(7). LOB - Oregon 9; Utah 14. 2B - Cowley, D (2(18)); Smith, T(17); Thompson, B 2(10); Grant, G(11); Kiernan, J.(10); Bodily, K.(9). HBP - Shade, C; Carpenter, K. SB - Shade, C(12); Smith, D(5); Grant, G(8); Roberts, K.(11). CS - Garate, C(3); Thompson, B(3).

Oregon pitching stats table with columns: ip, h, r, er, bb, so, ab, bf. Lists pitchers like Spoljaric, Turner and Anderson, Austin.

Utah pitching stats table with columns: ip, h, r, er, bb, so, ab, bf. Lists pitchers like Jones, Merit and Harris, Jaden.

Win - Spoljaric, T (5-0). Loss - Jones, M. (2-4). Save - None. WP - Harris, J. 4(18). HBP - by Jones, M. (Shade, C); by Anderson, A (Carpenter, K).

Umpires - HP: Randy Sutton 1B: Patrick Riley 2B: Brett Terry 3B: Darren Hyman
Start: 11:05 am Time: 2:58 Attendance: 1678
Weather: 72 Degrees, Cloudy, 6 MPH NE



# 2023 BOX SCORES

## 2023 Oregon Baseball Arizona vs Oregon 5/27/23 at Scottsdale, Ariz. (Scottsdale Stadium)

Arizona 4 (33-24)

Oregon 5 (37-20)

Player	ab	r	h	rbi	bb	so	po	a	lob	Player	ab	r	h	rbi	bb	so	po	a	lob
Bingham, Mac cf	4	0	1	1	1	0	2	0	0	Nishida, Rikuu rf	4	1	1	1	0	1	1	0	1
McClaghry, Nik ss	5	0	2	1	0	1	2	1	0	Shade, Colby cf	3	0	1	1	1	0	3	0	2
Davis, Chase lf	3	0	0	0	1	0	0	0	2	Cowley, Drew ss	3	1	1	0	0	0	2	4	0
Romero, Kiko 1b	4	1	2	1	0	1	6	0	4	Ceballos, Sabin 3b	3	0	0	0	0	1	2	2	2
Corona, Emilio rf	3	0	0	0	1	0	3	0	2	Smith, Tanner lf	4	0	1	1	0	2	1	0	0
White, Mason 2b	4	0	2	0	0	1	2	4	0	Boettcher, Bryce lf	0	0	0	0	0	0	1	0	0
Bullard, Tony 3b	4	1	1	1	0	0	0	0	0	Smith, Drew dh	4	1	2	0	0	1	0	0	1
Splaine, Tommy c	4	1	1	0	0	0	9	0	0	Walsh, Jacob 1b	4	2	2	1	0	2	8	0	1
Caulfield, Garen dh	3	1	1	0	0	2	0	0	0	Thompson, Bennett c	4	0	1	0	0	1	6	0	0
Casagrande, Tyler ph	1	0	0	0	0	0	0	0	0	Grant, Gavin 2b	4	0	1	1	0	1	3	4	0
May, Aiden p	0	0	0	0	0	0	0	0	0	Spoljaric, Turner p	0	0	0	0	0	0	0	0	0
Hintz, Casey p	0	0	0	0	0	0	0	0	0	Anderson, Austin p	0	0	0	0	0	0	0	0	0
Orloff, Eric p	0	0	0	0	0	0	0	0	0	Dallas, Matt p	0	0	0	0	0	0	0	0	0
Barraza, Chris p	0	0	0	0	0	0	0	0	0	Totals	33	5	10	5	1	9	27	10	7
Totals	35	4	10	4	3	5	24	5	8										

Score by Innings	1	2	3	4	5	6	7	8	9	R	H	E
Arizona	0	0	1	0	1	1	0	1	0	4	10	1
Oregon	0	0	1	2	0	1	1	0	X	5	10	1

E - Bullard, T.(8); Walsh, J(3). DP - Arizona 2; Oregon 3. LOB - Arizona 8; Oregon 7. 2B - Caulfield, G(7). HR - Romero, K.(19); Bullard, T.(12); Walsh, J(14). HBP - Davis, C.; Cowley, D; Ceballos, S. SB - Bingham, M.(7); Nishida, R.2(23); Grant, G(9).

Arizona	ip	h	r	er	bb	so	ab	bf	Oregon	ip	h	r	er	bb	so	ab	bf
May, Aiden	4.0	7	3	2	1	5	19	20	Spoljaric, Turner	6.0	7	3	2	0	3	24	25
Hintz, Casey	2.1	2	1	1	0	2	9	9	Anderson, Austin	1.0	1	0	0	2	2	4	6
Orloff, Eric	0.0	1	1	1	0	0	1	3	Dallas, Matt	2.0	2	1	1	1	0	7	8
Barraza, Chris	1.2	0	0	0	0	2	4	4									

Win - Spoljaric, T (6-0). Loss - Hintz, C. (0-3). Save - Dallas, M (3).  
WP - Spoljaric, T 2(7). HBP - by Spoljaric, T (Davis, C.); by Orloff, E. (Cowley, D); by Orloff, E. (Ceballos, S).

Umpires - HP: Angel Campos 1B: Travis Reininger 2B: Ramon Armendariz 3B: Joe Burleson  
Start: 7:03 pm Time: 2:29 Attendance: 4051  
Weather: 93 Degrees, Sunny, 8 MPH W  
Game notes:  
LF Umpire - Steve Mattingly  
RF Umpire - Patrick Riley  
2023 Pac-12 Championship Game  
Orloff, E. faced 3 batters in the 7th.

# MISCELLANEOUS STATS

## 2023 Oregon Baseball Season Game Highs for Oregon (as of May 28, 2023) (All games)

### TEAM GAME HIGHS

#### Batting

At bats:	47	-	at Arizona (3/31/23)
	47	-	at Arizona (4/1/23)
Runs scored:	47	-	vs Washington (5/26/23 at Scottsdale, Ariz.)
	16	-	vs Northwestern State (3/24/23)
	16	-	vs San Francisco (4/12/23)
	16	-	vs Arizona State (4/29/23)
Hits:	22	-	at Arizona (3/31/23)
RBIs:	16	-	vs Northwestern State (3/24/23)
	16	-	vs Arizona State (4/29/23)
Doubles:	7	-	vs Arizona State (4/29/23)
Triples:	2	-	at Utah (5/20/23)
Home runs:	6	-	vs Northwestern State (3/24/23)
Total bases:	38	-	vs Arizona State (4/29/23)
Walks:	9	-	at Washington State (3/18/23)
	9	-	vs Portland (4/4/23)
	9	-	vs San Francisco (4/12/23)
Strikeouts:	17	-	at Washington State (3/17/23)
	17	-	at Washington State (3/19/23)
Sac hits:	2	-	vs Northwestern State (3/26/23)
	2	-	vs Gonzaga (4/26/23)
Sac flies:	2	-	(4 times)
Stolen bases:	7	-	vs Gonzaga (4/26/23)
Hit by pitch:	7	-	vs San Francisco (4/12/23)
Caught stealing:	2	-	(5 times)
Runners LOB:	14	-	vs San Francisco (4/12/23)
Hit into DP:	3	-	vs San Diego (3/2/23)
	3	-	vs Arizona State (4/30/23)
	3	-	at USC (5/7/23)

#### Fielding

Putouts:	30	-	vs Stanford (5/25/23 at Scottsdale, Ariz.)
Assists:	14	-	vs San Francisco (4/12/23)
	14	-	vs Gonzaga (4/25/23)
Errors:	4	-	at Utah (5/18/23)
Passed balls:	1	-	at Arizona (3/31/23)
	1	-	vs San Francisco (4/12/23)
DPs turned:	3	-	vs Northwestern State (3/25/23)
	3	-	vs Northwestern State (3/26/23)
	3	-	vs Arizona (5/27/23 at Scottsdale, Ariz.)

#### Pitching

Innings pitched:	10.0	-	vs Stanford (5/25/23 at Scottsdale, Ariz.)
Runs allowed:	18	-	vs Washington (5/13/23)
Earned runs:	18	-	vs Washington (5/13/23)
Walks allowed:	10	-	vs Stanford (4/16/23)
Strikeouts:	14	-	vs UCLA (3/10/23)
Hits allowed:	18	-	vs Washington (5/13/23)
Doubles allowed:	6	-	at Washington State (3/18/23)

## 2023 Oregon Baseball Season Game Highs for Oregon (as of May 28, 2023) (All games)

### INDIVIDUAL GAME HIGHS

#### Batting

At bats:	6	-	(13 times)
Runs scored:	4	-	Ceballos, Sabin vs San Diego (3/4/23)
	4	-	Nishida, Rikuu vs San Francisco (4/12/23)
	4	-	Nishida, Rikuu vs Arizona State (4/30/23)
Hits:	5	-	Nishida, Rikuu at Arizona (4/1/23)
RBIs:	6	-	Shade, Colby vs San Diego (3/4/23)
	6	-	Ceballos, Sabin vs Northwestern State (3/24/23)
	6	-	Ceballos, Sabin vs Washington (5/26/23 at Scottsdale, Ariz.)
Doubles:	2	-	(14 times)
Triples:	1	-	(10 times)
Home runs:	2	-	(7 times)
Total bases:	10	-	Walsh, Jacob at Arizona (3/31/23)
	10	-	Cowley, Drew at Arizona (4/2/23)
Walks:	3	-	(6 times)
Strikeouts:	4	-	Walsh, Jacob at Washington State (3/17/23)
	4	-	Grant, Gavin at Washington State (3/19/23)
Sac hits:	1	-	(21 times)
Sac flies:	2	-	Shade, Colby at Arizona (4/1/23)
Stolen bases:	3	-	Shade, Colby at Portland (4/18/23)
	3	-	Boettcher, Bryce vs Gonzaga (4/26/23)
Hit by pitch:	3	-	Boettcher, Bryce vs San Francisco (4/12/23)
Caught stealing:	1	-	(29 times)
Runners LOB:	6	-	Grant, Gavin at Washington State (3/18/23)
	6	-	Grant, Gavin vs San Francisco (4/12/23)

#### Fielding

Putouts:	14	-	Cromwick, Josiah vs UCLA (3/10/23)
Assists:	8	-	Grant, Gavin vs San Francisco (4/12/23)
Errors:	3	-	Cowley, Drew at Utah (5/18/23)
Passed balls:	1	-	Cromwick, Josiah at Arizona (3/31/23)
	1	-	Cromwick, Josiah vs San Francisco (4/12/23)

#### Pitching

Innings pitched:	9.0	-	Stoffal, Jace vs Stanford (4/14/23)
	9.0	-	Mercado, Logan vs Stanford (4/15/23)
Runs allowed:	10	-	Mercado, Logan at Arizona (4/1/23)
Earned runs:	8	-	Mercado, Logan at Arizona (4/1/23)
	8	-	Mercado, Logan vs Washington (5/12/23)
	8	-	Pace, Jackson vs Washington (5/13/23)
Walks allowed:	6	-	Mercado, Logan vs UC Santa Barbara (2/24/23)
Strikeouts:	9	-	Stoffal, Jace vs UCLA (3/10/23)
	9	-	Stoffal, Jace vs Oregon State (4/7/23)
Hits allowed:	11	-	Uelmen, Leo at Washington State (3/18/23)
Doubles allowed:	4	-	Uelmen, Leo at Washington State (3/18/23)
	4	-	Pace, Jackson at Oregon State (5/2/23)
Triples allowed:	1	-	(7 times)
Homers allowed:	3	-	(8 times)
Wild pitches:	3	-	Spoljaric, Turner vs Niagara (3/15/23)

### MULTIPLE HIT GAMES

	2	3	4	5+	Tot
Drew Cowley	19	5	-	-	24
Tanner Smith	15	4	1	-	20
Rikuu Nishida	15	4	-	1	20
Colby Shade	10	5	3	-	18
Sabin Ceballos	11	6	1	-	18
Gavin Grant	11	5	1	-	17
Jacob Walsh	6	3	1	-	10
Drew Smith	10	-	-	-	10
Bennett Thompson	4	2	2	-	8
Josiah Cromwick	3	-	1	-	4
Anson Aroz	2	-	-	-	2
Bryce Boettcher	2	-	-	-	2
Carter Garate	2	-	-	-	2
Dominic Hellman	2	-	-	-	2
<b>Totals</b>	<b>113</b>	<b>33</b>	<b>10</b>	<b>1</b>	<b>157</b>

### MULTIPLE RBI GAMES

	2	3	4	5+	Tot
Drew Cowley	9	4	1	2	16
Sabin Ceballos	8	4	2	2	16
Tanner Smith	8	1	-	1	10
Rikuu Nishida	8	2	-	-	10
Jacob Walsh	6	2	-	-	8
Colby Shade	5	-	1	1	7
Gavin Grant	2	3	2	-	7
Josiah Cromwick	3	1	1	1	6
Bennett Thompson	5	-	-	-	5
Drew Smith	2	2	-	-	4
Carter Garate	-	2	-	-	2
Dominic Hellman	1	1	-	-	2
Bryce Boettcher	2	-	-	-	2
Owen Diodati	2	-	-	-	2
Anson Aroz	-	1	-	-	1
<b>Totals</b>	<b>61</b>	<b>23</b>	<b>7</b>	<b>7</b>	<b>98</b>

### HITTING STREAKS

	Longest	Current
Drew Smith	19	19
Tanner Smith	13	7
Drew Cowley	11	2
Rikuu Nishida	11	5
Jacob Walsh	8	1
Bennett Thompson	7	7
Sabin Ceballos	7	-
Colby Shade	6	4
Josiah Cromwick	5	-
Dominic Hellman	5	-
Gavin Grant	4	2
Carter Garate	4	-
Owen Diodati	4	-
Bryce Boettcher	3	3
Anson Aroz	3	-
Jackson Jaha	1	1
Tyler Ganus	1	-

### REACHED BASE STREAKS

	Longest	Current
Tanner Smith	29	9
Drew Cowley	25	2
Colby Shade	21	4
Drew Smith	20	20
Rikuu Nishida	16	5
Sabin Ceballos	15	7
Gavin Grant	10	9
Jacob Walsh	10	1
Anson Aroz	9	-
Bennett Thompson	7	7
Dominic Hellman	7	7
Owen Diodati	7	-
Josiah Cromwick	5	-
Carter Garate	4	-
Bryce Boettcher	3	-
Tyler Ganus	2	-
Jackson Jaha	2	1
Towns King	1	-
Mason Lytle	1	-

### PINCH HITS BB/HBP/CI SF/SAC 1B 2B 3B HR TOTAL

Jackson Jaha	1/-/-	-/-	2	1	-	-	-	3-for-4
Anson Aroz	-/-/-	-/-	-	-	-	-	-	2-for-7
Tyler Ganus	1/-/-	-/-	1	-	-	-	-	1-for-5
Owen Diodati	-/-/-	-/-	-	1	-	-	-	1-for-10, RBI
Drew Smith	-/-/-	-/-	-	-	-	-	-	0-for-0
Sabin Ceballos	-/-/-	-/-	-	-	-	-	-	0-for-1
Drew Cowley	-/-/-	-/-	-	-	-	-	-	0-for-1
Carter Garate	-/-/-	-/-	-	-	-	-	-	0-for-1
Tafton Hensley	-/-/-	-/-	-	-	-	-	-	0-for-1
Jacob Walsh	-/-/-	-/-	-	-	-	-	-	0-for-1
Mason Lytle	-/-/-	-/-	-	-	-	-	-	0-for-3
Chase Meggers	-/-/-	-/-	-	-	-	-	-	0-for-4
Dominic Hellman	-/-/-	-/-	-	-	-	-	-	0-for-4
Towns King	1/-/-	-/-	-	-	-	-	-	0-for-7





# TEAM GAME-BY-GAME PITCHING

2023 Oregon Baseball  
Team Game-by-Game for Oregon (as of May 28, 2023)  
Pitching (All games)

Date	Opponent	ip	h	r	er	bb	so	2b	3b	hr	wp	bk	hbp	dp	ibb	score	w-l	sv	era
2/17/23	XAVIER	9.0	3	2	2	8	11	0	0	1	1	0	1	1	0	3-2	1-0	0	2.00
2/18/23	XAVIER	7.0	6	2	0	0	6	1	0	0	0	0	1	0	0	9-2	2-0	0	1.12
2/18/23	XAVIER	9.0	10	3	2	4	9	2	0	2	0	1	0	0	0	5-3	3-0	1	1.44
2/19/23	XAVIER	9.0	4	1	1	6	9	2	0	0	0	0	0	0	0	3-1	4-0	2	1.32
2/24/23	UC SANTA BARBARA	9.0	8	6	6	9	8	0	0	2	2	0	0	1	1	2-6	4-1	2	2.30
2/25/23	UC SANTA BARBARA	9.0	14	10	8	5	12	1	0	5	0	1	1	1	0	0-10	4-2	2	3.29
2/25/23	UC SANTA BARBARA	9.0	7	4	4	6	12	3	0	1	0	0	4	0	0	1-4	4-3	2	3.39
3/2/23	SAN DIEGO	9.0	6	2	2	4	8	0	0	1	1	0	0	1	0	3-2	5-3	3	3.21
3/3/23	SAN DIEGO	9.0	6	3	2	6	6	1	0	1	0	0	1	1	0	4-3	6-3	3	3.08
3/4/23	SAN DIEGO	9.0	4	0	0	2	5	0	0	0	0	1	1	1	0	13-0	7-3	3	2.76
3/5/23	SAN DIEGO	9.0	3	1	1	6	9	1	0	0	0	1	3	0	0	5-1	8-3	3	2.60
*3/10/23	UCLA	9.0	4	2	2	8	14	0	0	2	0	0	1	0	0	6-2	9-3	3	2.55
*3/11/23	UCLA	9.0	9	8	8	6	7	0	0	4	1	0	3	0	0	7-8	9-4	3	2.97
*3/12/23	UCLA	9.0	13	16	15	8	8	2	0	1	0	0	3	0	0	0-16	9-5	3	3.85
3/15/23	NIAGARA	9.0	9	8	8	9	7	2	1	0	4	0	1	1	0	5-8	9-6	3	4.13
*3/17/23	at Washington State	8.0	11	7	7	4	9	3	0	2	1	0	0	2	0	1-7	9-7	3	4.34
*3/18/23	at Washington State	9.0	14	8	8	3	10	6	0	0	2	0	2	0	0	14-8	10-7	3	4.56
*3/19/23	at Washington State	9.0	6	7	5	6	10	0	0	0	0	0	4	0	0	13-7	11-7	3	4.58
3/24/23	NORTHWESTERN STA	9.0	7	1	1	7	7	2	0	0	1	0	0	1	0	16-1	12-7	3	4.39
3/25/23	NORTHWESTERN STA	9.0	11	7	7	6	7	0	0	2	0	0	1	2	0	12-7	13-7	3	4.53
3/25/23	NORTHWESTERN STA	9.0	6	3	3	5	8	1	0	0	0	0	1	3	0	13-3	14-7	4	4.45
3/26/23	NORTHWESTERN STA	9.0	2	0	0	1	8	0	0	0	1	0	2	3	1	5-0	15-7	4	4.25
*3/31/23	at Arizona	9.0	5	3	2	3	9	2	0	0	0	0	1	1	0	15-3	16-7	4	4.15
*4/1/23	at Arizona	9.0	17	11	9	6	11	6	2	0	0	0	1	1	0	13-11	17-7	5	4.35
*4/2/23	at Arizona	9.0	10	5	5	6	8	1	1	3	1	0	2	1	0	8-5	18-7	6	4.38
4/4/23	PORTLAND	9.0	6	1	1	2	4	0	0	1	0	0	0	2	0	9-1	19-7	6	4.25
*4/7/23	OREGON STATE	9.0	2	0	0	4	13	1	0	0	0	0	0	0	0	2-0	20-7	7	4.09
*4/8/23	OREGON STATE	9.0	6	4	4	6	7	0	0	2	0	0	2	0	0	2-4	20-8	7	4.08
*4/9/23	OREGON STATE	9.0	9	12	12	9	8	1	0	3	0	0	1	0	0	2-12	20-9	7	4.36
4/11/23	SAN FRANCISCO	9.0	7	3	3	4	4	1	0	0	1	0	0	0	0	5-3	21-9	8	4.31
4/12/23	SAN FRANCISCO	9.0	6	6	4	3	8	1	0	0	1	0	3	1	0	16-6	22-9	8	4.30
*4/14/23	STANFORD	9.0	3	0	0	1	8	0	0	0	0	0	0	0	0	4-0	23-9	8	4.17
*4/15/23	STANFORD	9.0	5	1	1	1	7	1	0	0	0	0	0	0	0	8-1	24-9	8	4.07
*4/16/23	STANFORD	9.0	7	6	5	10	10	1	0	1	0	0	0	1	0	4-6	24-10	8	4.10
4/18/23	at Portland	8.2	11	10	6	4	9	4	0	0	0	0	2	0	0	9-10	24-11	8	4.16
*4/21/23	at California	9.0	7	4	4	5	9	2	0	0	0	0	0	1	0	5-4	25-11	9	4.15
*4/22/23	at California	8.0	9	8	8	5	7	3	0	1	0	0	1	0	0	6-8	25-12	9	4.27
*4/23/23	at California	9.0	11	3	3	2	7	0	1	1	3	0	1	0	0	9-3	26-12	9	4.24
4/25/23	GONZAGA	9.0	11	4	4	2	3	2	0	1	1	0	1	2	0	11-4	27-12	9	4.23
4/26/23	GONZAGA	9.0	7	5	5	7	6	1	0	1	0	0	0	0	0	10-5	28-12	9	4.25
*4/28/23	ARIZONA STATE	9.0	6	5	3	3	9	0	0	3	1	0	1	1	0	11-5	29-12	9	4.22
*4/29/23	ARIZONA STATE	9.0	11	10	10	3	9	3	0	6	0	0	2	1	0	16-10	30-12	10	4.36
*4/30/23	ARIZONA STATE	9.0	9	9	9	7	5	2	0	4	0	1	2	0	0	6-9	30-13	10	4.47
5/2/23	at Oregon State	8.0	12	11	8	5	8	4	0	2	1	0	2	2	0	6-11	30-14	10	4.56
*5/5/23	at USC	8.0	8	7	7	7	7	4	0	0	0	1	3	0	0	2-7	30-15	10	4.63
*5/6/23	at USC	9.0	7	5	5	4	9	1	0	3	0	0	2	0	0	7-5	31-15	11	4.64
*5/7/23	at USC	8.0	13	11	10	5	9	1	0	0	1	0	3	0	0	4-11	31-16	11	4.76
*5/12/23	WASHINGTON	9.0	13	14	13	8	10	2	0	4	0	0	0	0	0	5-14	31-17	11	4.94
*5/13/23	WASHINGTON	9.0	18	18	18	4	8	6	0	1	1	0	1	0	1	8-18	31-18	11	5.21
*5/14/23	WASHINGTON	9.0	15	11	11	8	8	3	0	2	3	0	2	0	1	5-11	31-19	11	5.33
*5/18/23	at Utah	8.0	11	12	7	6	8	1	1	2	1	0	3	0	0	5-12	31-20	11	5.37
*5/19/23	at Utah	9.0	8	1	1	6	3	2	0	0	0	0	1	0	0	9-1	32-20	11	5.29
*5/20/23	at Utah	9.0	7	3	3	3	6	3	0	1	0	0	0	2	0	15-3	33-20	11	5.24
5/23/23	vs California	9.0	6	2	2	3	9	2	1	0	0	0	2	2	0	3-2	34-20	12	5.18
5/25/23	vs Stanford	10.0	12	6	6	7	6	5	0	1	2	0	1	2	2	8-6	35-20	12	5.19
5/26/23	vs Washington	9.0	12	7	7	4	11	0	0	1	0	0	1	1	0	12-7	36-20	12	5.22
5/27/23	vs Arizona	9.0	10	4	3	3	5	1	0	2	2	0	1	3	0	5-4	37-20	13	5.18
Totals		505.2	480	323	291	285	458	94	7	70	33	6	72	42	6	405-323	37-20	13	5.18

## GAMES SUMMARY

### 2023 Oregon Baseball Games Summary for Oregon (as of May 28, 2023) (All games)

Score by innings	1	2	3	4	5	6	7	8	9	EX	Total
Oregon	45	43	53	57	49	36	60	34	26	2	405
Opponents	47	52	41	30	27	35	39	19	33	0	323

#### Record when ...

Overall	37-20	After 6 leading	29-3
Conference	16-14	..... trailing	8-14
Non-Conference	21-6	..... tied	0-3
Home games	23-13	After 7 leading	29-0
Away games	10-7	..... trailing	4-19
Neutral site	4-0	..... tied	3-1
Day games	24-15	After 8 leading	32-1
Night games	13-5	..... trailing	2-19
vs Left starter	7-6	..... tied	2-0
vs Right starter	30-14		
1-Run games	6-2	Hit 0 home runs	7-7
2-Run games	7-3	... 1 home run	11-7
5+Run games	20-11	... 2+ home runs	19-6
Extra innings	1-0		
Shutouts	4-2	Opponent 0 home runs	19-4
		..... 1 home run	10-5
Scoring 0-2 runs	1-8	..... 2+ HRs	8-11
..... 3-5 runs	12-6		
..... 6-9 runs	9-6	Made 0 errors	21-7
..... 10+ runs	15-0	... 1 error	10-6
		... 2+ errors	6-7
Opponent 0-2 runs	15-0		
..... 3-5 runs	14-2	Opp. made 0 errors	12-7
..... 6-9 runs	6-8	..... 1 error	12-10
..... 10+ runs	2-10	..... 2+ errors	13-3
Scored in 1st inning	18-4	Out-hit opponent	34-3
Opp. scored in 1st	9-8	Out-hit by opponent	1-14
Scores first	21-5	Hits are tied	2-3
Opp. scores first	16-15		

#### Record when team scores:

Runs	0	1	2	3	4	5	6	7	8	9	10+
W-L	0-2	0-2	1-4	4-0	2-2	6-4	1-3	1-1	3-1	4-1	15-0

#### Record when opponent scores:

Runs	0	1	2	3	4	5	6	7	8	9	10+
W-L	4-0	6-0	5-0	7-0	3-2	4-0	2-2	3-2	1-3	0-1	2-10

#### Record when leading after:

Inn.	1	2	3	4	5	6	7	8
W-L	15-4	17-6	21-5	25-5	28-4	29-3	29-0	32-1

#### Record when trailing after:

Inn.	1	2	3	4	5	6	7	8
W-L	6-7	9-12	9-14	7-13	8-14	8-14	4-19	2-19

#### Record when tied after:

Inn.	1	2	3	4	5	6	7	8
W-L	16-9	11-2	7-1	5-2	1-2	0-3	3-1	2-0

Current winning streak: 6

Longest winning streak: 11

Longest losing streak: 5

Home attendance : 60365 ( 36 dates avg = 1676 )

Away attendance : 43262 ( 21 dates avg = 2060 )

Total attendance: 103627 ( 57 dates avg = 1818 )

## OVERALL STATS

### 2023 Oregon Baseball Overall Statistics for Oregon (as of May 27, 2023) (All games Sorted by Batting avg)

Record: 37-20 Home: 23-13 Away: 10-7 Neutral: 4-0 Pac-12: 16-14

Player	avg	gp-gs	ab	r	h	2b	3b	hr	rbi	tb	slg%	bb	hp	so	gdp	ob%	sf	sh	sb-att	po	a	e	fld%	
21 Ceballos, Sabin	.342	53-52	190	42	65	9	1	15	61	121	.637	31	4	34	6	.439	3	0	0-1	40	64	3	.972	
26 Shade, Colby	.337	55-53	205	53	69	15	3	6	30	108	.527	20	13	47	1	.423	3	3	14-20	160	2	1	.994	
15 Cowley, Drew	.336	57-56	223	57	75	19	1	15	61	141	.632	27	7	44	4	.422	1	1	6-6	55	91	10	.936	
31 Smith, Tanner	.317	57-57	224	45	71	19	1	9	38	119	.531	20	3	39	4	.379	1	2	7-9	89	2	2	.978	
56 Nishida, Rikuu	.313	57-57	230	57	72	14	1	5	34	103	.448	23	7	23	5	.391	1	8	23-31	94	38	4	.971	
5 Grant, Gavin	.277	57-57	188	37	52	13	1	8	29	91	.484	22	7	60	0	.372	1	4	9-10	89	162	11	.958	
25 Walsh, Jacob	.245	56-55	208	33	51	9	0	14	32	102	.490	20	1	68	4	.312	2	0	0-1	380	18	3	.993	
-----																								
17 Smith, Drew	.403	22-18	72	11	29	5	1	2	15	42	.583	7	2	17	0	.469	0	0	5-7	1	18	0	1.000	
16 Thompson, Bennett	.376	27-25	85	16	32	14	1	1	17	51	.600	7	3	13	5	.429	3	1	2-5	175	12	2	.989	
22 Jaha, Jackson	.286	8-3	14	3	4	1	0	0	0	5	.357	1	0	2	0	.333	0	0	0-0	0	2	0	1.000	
77 Aroz, Anson	.273	16-6	33	3	9	1	0	1	7	13	.394	2	1	6	1	.333	0	0	1-1	19	2	2	.913	
3 Garate, Carter	.267	18-6	30	5	8	1	0	2	8	15	.500	1	2	13	0	.333	0	0	0-3	15	20	3	.921	
45 Hellman, Dominic	.250	13-8	32	8	8	1	0	1	5	12	.375	4	0	8	1	.333	0	0	0-0	49	3	0	1.000	
37 Ganus, Tyler	.250	21-0	8	5	2	0	0	0	0	2	.250	1	1	2	1	.400	0	0	0-1	2	0	0	1.000	
27 Cromwick, Josiah	.248	37-31	105	16	26	7	0	7	23	54	.514	5	4	38	0	.304	1	1	3-3	265	13	4	.986	
28 Boettcher, Bryce	.231	45-11	39	9	9	2	0	2	6	17	.436	4	6	12	0	.388	0	1	6-7	36	2	0	1.000	
10 Diodati, Owen	.145	25-15	55	3	8	3	0	1	5	14	.255	5	1	20	0	.226	1	0	0-0	19	1	0	1.000	
38 King, Towns	.000	13-2	12	1	0	0	0	0	0	0	.000	1	0	6	0	.077	0	0	0-0	6	0	0	1.000	
13 Lytle, Mason	.000	6-1	5	1	0	0	0	0	0	0	.000	1	0	3	0	.167	0	0	0-0	0	0	0	.000	
19 Meggers, Chase	.000	4-0	5	0	0	0	0	0	0	0	.000	0	0	3	0	.000	0	0	0-0	4	0	0	1.000	
7 Hensley, Tafton	.000	2-0	1	0	0	0	0	0	0	0	.000	0	0	1	0	.000	0	0	0-0	0	0	0	.000	
Totals	.300	57	1964	405	590	133	10	89	371	1010	.514	202	62	459	32	.380	17	21	76-105	1517	493	50	.976	
Opponents	.249	57	1925	323	480	94	7	70	293	798	.415	285	72	458	30	.363	22	13	49-64	1463	546	64	.969	

LOB - Team (398), Opp (477). DPs turned - Team (42), Opp (47). IBB - Team (4), Walsh, J 2, Nishida, R 1, Ceballos, S 1, Opp (6). Picked off - Nishida, R 3, Shade, C 2, Garate, C 1, Grant, G 1, Smith, T 1.

### (All games Sorted by Earned run avg)

Player	era	w-l	app	gs	cg	sho	sv	ip	h	r	er	bb	so	2b	3b	hr	b/avg	wp	hp	bks	sfa	sha
9 Stoffal, Jace	2.83	6-2	10	10	1	1/1	0	57.1	37	20	18	23	56	8	0	6	.184	2	1	0	2	3
20 Mercado, Logan	6.46	5-1	17	10	1	0/0	0	69.2	73	54	50	45	69	14	2	17	.266	2	3	0	2	1
-----																						
30 Anderson, Austin	0.39	3-0	20	0	0	0/0	0	23.1	9	1	1	22	32	3	0	0	.115	4	6	0	1	0
24 Umlandt, Ian	2.19	0-0	13	0	0	0/0	0	12.1	17	4	3	4	6	2	0	1	.321	0	0	0	1	0
40 Mollerus, Josh	2.81	2-2	23	0	0	0/2	9	32.0	21	11	10	15	47	4	0	4	.179	5	4	0	1	0
2 Grinsell, Grayson	3.60	2-1	26	1	0	0/1	1	40.0	31	17	16	17	54	10	2	3	.214	0	4	0	3	1
33 Hughes, Jacob	4.26	0-0	12	0	0	0/0	0	12.2	6	7	6	22	13	0	0	0	.154	3	1	1	1	1
53 Olson, Logan	4.26	0-0	7	0	0	0/1	0	6.1	6	5	3	10	6	1	0	0	.240	1	3	0	0	0
46 Grabmann, Matthew	4.60	1-3	17	10	0	0/1	0	47.0	40	24	24	30	37	4	1	5	.237	5	12	0	4	2
12 Dallas, Matt	5.32	6-2	26	0	0	0/2	3	47.1	38	29	28	17	36	5	1	11	.222	0	9	1	1	0
32 Spoljaric, Turner	6.32	6-0	15	6	0	0/0	0	47.0	63	36	33	18	29	15	0	7	.317	7	2	3	1	1
39 Uelmen, Leo	7.43	3-4	14	10	0	0/0	0	46.0	57	43	38	28	34	9	0	9	.306	1	11	0	3	2
49 McShane, Dylan	7.58	1-2	18	0	0	0/1	0	19.0	20	18	16	8	12	3	1	1	.282	1	6	0	1	2
22 Jaha, Jackson	7.71	0-0	2	0	0	0/0	0	2.1	2	2	2	2	1	0	0	0	.222	0	0	0	0	0
41 Pace, Jackson	8.44	2-3	14	10	0	0/1	0	42.2	56	49	40	24	24	16	0	3	.308	2	10	1	1	0
43 Rogers, Gus	40.50	0-0	1	0	0	0/0	0	0.2	4	3	3	0	2	0	0	3	.667	0	0	0	0	0
Totals	5.18	37-20	57	57	2	4/3	13	505.2	480	323	291	285	458	94	7	70	.249	33	72	6	22	13
Opponents	6.81	20-37	57	57	1	2/2	8	487.2	590	405	369	202	459	133	10	89	.300	45	62	9	17	21

PB - Team (2), Cromwick, J 2, Opp (10). Pickoffs - Team (6), Pace, J 3, Grinsell, G 2, Mercado, L 1, Opp (8). SBA/ATT - Cromwick, J (27-32), Thompson, B (18-23), Mercado, L (11-15), Pace, J (10-11), Grinsell, G (4-6), Grabmann, M (3-5), Spoljaric, T (5-5), Hughes, J (2-4), Stoffal, J (3-4), Dallas, M (3-4), Aroz, A (4-4), McShane, D (1-3), Uelmen, L (2-2), Anderson, A (2-2), Mollerus, J (2-2), Olson, L (1-1).

## CONFERENCE STATS

### 2023 Oregon Baseball Conference statistics for Oregon (as of May 20, 2023) (Pac-12 games only Sorted by Batting avg)

Record: 16-14 Home: 6-9 Away: 10-5 Pac-12: 16-14

Player	avg	gp-gs	ab	r	h	2b	3b	hr	rbi	tb	slg%	bb	hp	so	gdp	ob%	sf	sh	sb-att	po	a	e	fld%	
21 Ceballos, Sabin	.354	29-29	113	16	40	5	1	5	27	62	.549	15	0	21	3	.430	0	0	0-1	15	33	2	.960	
15 Cowley, Drew	.350	30-30	123	32	43	12	1	11	37	90	.732	13	5	26	3	.430	1	0	2-2	31	44	6	.926	
56 Nishida, Rikuu	.333	30-30	129	30	43	9	1	4	20	66	.512	12	2	14	4	.399	0	3	8-11	50	6	2	.966	
26 Shade, Colby	.320	30-30	122	32	39	7	2	4	16	62	.508	11	9	29	0	.407	3	1	5-7	92	1	1	.989	
31 Smith, Tanner	.279	30-30	122	20	34	11	1	3	16	56	.459	9	1	18	3	.331	1	1	2-3	44	1	2	.957	
25 Walsh, Jacob	.258	30-30	120	22	31	8	0	10	20	69	.575	12	0	37	1	.326	0	0	0-1	192	13	1	.995	
5 Grant, Gavin	.252	30-30	103	18	26	8	0	2	14	40	.388	9	3	40	0	.328	1	2	5-6	41	76	2	.983	
-----																								
17 Smith, Drew	.386	12-12	44	7	17	4	0	1	8	24	.545	7	1	10	0	.481	0	0	5-6	1	14	0	1.000	
16 Thompson, Bennett	.351	13-11	37	9	13	6	1	0	7	21	.568	5	1	5	1	.432	1	0	0-1	77	6	1	.988	
77 Aroz, Anson	.318	9-5	22	2	7	1	0	1	5	11	.500	1	1	2	1	.375	0	0	1-1	11	2	1	.929	
3 Garate, Carter	.313	10-3	16	4	5	0	0	1	5	8	.500	1	2	7	0	.421	0	0	0-2	8	12	2	.909	
45 Hellman, Dominic	.286	6-4	14	5	4	0	0	0	2	4	.286	4	0	4	0	.444	0	0	0-0	33	2	0	1.000	
27 Cromwick, Josiah	.242	22-18	66	8	16	3	0	3	10	28	.424	0	3	24	0	.275	0	0	0-0	165	7	2	.989	
22 Jaha, Jackson	.143	4-2	7	1	1	1	0	0	0	2	.286	1	0	1	0	.250	0	0	0-0	0	1	0	1.000	
10 Diodati, Owen	.125	9-3	16	2	2	1	0	1	3	6	.375	0	1	4	0	.176	0	0	0-0	3	0	0	1.000	
28 Boettcher, Bryce	.091	20-3	11	1	1	0	0	1	1	4	.364	0	1	3	0	.167	0	0	0-0	21	2	0	1.000	
37 Ganus, Tyler	.000	9-0	5	2	0	0	0	0	0	0	.000	1	0	1	1	.167	0	0	0-0	1	0	0	1.000	
38 King, Towns	.000	3-0	3	1	0	0	0	0	0	0	.000	0	0	0	0	.000	0	0	0-0	0	0	0	.000	
19 Meggers, Chase	.000	2-0	2	0	0	0	0	0	0	0	.000	0	0	2	0	.000	0	0	0-0	0	0	0	.000	
Totals	.300	30	1075	212	322	76	7	47	191	553	.514	101	30	248	17	.373	7	7	28-41	795	243	27	.975	
Opponents	.265	30	1034	211	274	57	5	46	194	479	.463	157	42	253	5	.380	12	8	19-28	792	304	30	.973	

LOB - Team (216), Opp (247). DPs turned - Team (11), Opp (22). IBB - Team (2), Nishida, R 1, Walsh, J 1, Opp (2). Picked off - Nishida, R 1, Garate, C 1.

### (Pac-12 games only Sorted by Earned run avg)

Player	era	w-l	app	gs	cg	sho	sv	ip	h	r	er	bb	so	2b	3b	hr	b/avg	wp	hp	bk	sfa	sha
9 Stoffal, Jace	2.91	4-1	7	7	1	1/1	0	43.1	28	16	14	18	47	6	0	4	.183	0	1	0	1	2
20 Mercado, Logan	8.28	2-1	10	8	1	0/0	0	45.2	58	46	42	29	49	12	2	13	.307	2	2	0	1	1
-----																						
30 Anderson, Austin	0.00	1-0	10	0	0	0/0	0	10.2	3	0	0	11	14	0	0	0	.088	2	4	0	1	0
53 Olson, Logan	0.00	0-0	2	0	0	0/0	0	1.0	2	1	0	1	1	0	0	0	.333	0	1	0	0	0
2 Grinsell, Grayson	2.42	1-1	16	0	0	0/0	0	22.1	15	6	6	10	28	5	1	3	.190	0	2	0	1	0
24 Umlandt, Ian	3.12	0-0	7	0	0	0/0	0	8.2	10	4	3	2	6	2	0	1	.286	0	0	0	1	0
40 Mollerus, Josh	3.86	0-1	12	0	0	0/1	5	16.1	12	7	7	7	21	2	0	4	.194	1	2	0	0	0
46 Grabmann, Matthew	4.71	1-2	9	5	0	0/0	0	28.2	28	15	15	17	24	3	1	3	.257	4	6	0	1	0
32 Spoljaric, Turner	6.75	2-0	6	1	0	0/0	0	18.2	26	14	14	7	11	7	0	2	.317	2	1	1	0	1
12 Dallas, Matt	7.90	5-2	16	0	0	0/1	1	27.1	27	25	24	10	20	5	1	9	.257	0	7	0	1	0
33 Hughes, Jacob	7.94	0-0	6	0	0	0/0	0	5.2	3	6	5	14	4	0	0	0	.176	3	0	1	1	1
49 McShane, Dylan	11.57	0-1	7	0	0	0/0	0	9.1	14	14	12	3	4	3	0	1	.359	0	4	0	1	1
39 Uelmen, Leo	12.31	0-3	9	6	0	0/0	0	22.2	33	32	31	18	22	8	0	6	.344	1	8	0	2	2
22 Jaha, Jackson	18.00	0-0	1	0	0	0/0	0	1.0	2	2	2	2	0	0	0	0	.400	0	0	0	0	0
41 Pace, Jackson	49.09	0-2	5	3	0	0/0	0	3.2	13	23	20	8	2	4	0	0	.565	0	4	0	1	0
Totals	6.62	16-14	30	30	2	2/1	6	265.0	274	211	195	157	253	57	5	46	.265	15	42	2	12	8
Opponents	6.58	14-16	30	30	1	1/1	4	264.0	322	212	193	101	248	76	7	47	.300	23	30	3	7	7

PB - Team (1), Cromwick, J 1, Opp (2). Pickoffs - Team (3), Grinsell, G 2, Pace, J 1, Opp (2). SBA/ATT - Cromwick, J (10-15), Mercado, L (6-9), Thompson, B (5-7), Aroz, A (4-4), Pace, J (3-3), Grabmann, M (3-3), McShane, D (1-2), Dallas, M (1-2), Stoffal, J (1-2), Grinsell, G (0-2), Uelmen, L (1-1), Hughes, J (0-1), Mollerus, J (1-1), Spoljaric, T (1-1), Olson, L (1-1).

## XAVIER SERIES STATS

### 2023 Oregon Baseball Overall Statistics for Oregon (as of May 29, 2023) (All games vs Xavier Sorted by Batting avg)

Record: 4-0 Home: 4-0 Away: 0-0 Pac-12: 0-0

Player	avg	gp-gs	ab	r	h	2b	3b	hr	rbi	tb	slg%	bb	hp	so	gdp	ob%	sf	sh	sb-att	po	a	e	fld%	
56 Nishida, Rikuu	.357	4-4	14	5	5	0	0	0	5	5	.357	1	1	1	0	.438	0	0	2-3	4	5	0	1.000	
31 Smith, Tanner	.300	4-4	10	1	3	1	0	0	2	4	.400	3	2	1	0	.533	0	0	0-1	10	0	0	1.000	
5 Grant, Gavin	.200	4-4	10	1	2	0	0	1	1	5	.500	1	0	3	0	.273	0	1	0-0	8	6	1	.933	
10 Diodati, Owen	.154	4-4	13	1	2	1	0	0	2	3	.231	1	0	4	0	.200	1	0	0-0	5	0	0	1.000	
15 Cowley, Drew	.133	4-4	15	2	2	0	0	1	2	5	.333	1	0	1	0	.188	0	0	0-0	3	11	2	.875	
-----																								
27 Cromwick, Josiah	.444	3-3	9	4	4	1	0	3	6	14	1.556	1	0	3	0	.500	0	0	1-1	25	1	0	1.000	
21 Ceballos, Sabin	.400	2-2	5	2	2	0	0	1	1	5	1.000	1	0	0	1	.500	0	0	0-0	9	0	0	1.000	
26 Shade, Colby	.250	4-3	8	2	2	0	0	0	0	2	.250	0	1	2	0	.333	0	0	0-0	6	0	0	1.000	
45 Hellman, Dominic	.250	2-1	4	1	1	0	0	0	0	1	.250	0	0	2	0	.250	0	0	0-0	0	0	0	.000	
25 Walsh, Jacob	.100	4-3	10	0	1	0	0	0	0	1	.100	1	0	3	0	.182	0	0	0-0	21	1	0	1.000	
28 Boettcher, Bryce	.000	3-1	3	0	0	0	0	0	0	0	.000	0	0	2	0	.000	0	0	0-0	3	0	0	1.000	
38 King, Towns	.000	1-1	3	0	0	0	0	0	0	0	.000	0	0	1	0	.000	0	0	0-0	0	0	0	.000	
13 Lytle, Mason	.000	2-1	2	0	0	0	0	0	0	0	.000	1	0	1	0	.333	0	0	0-0	0	0	0	.000	
16 Thompson, Bennett	.000	1-1	2	1	0	0	0	0	0	0	.000	0	0	0	1	.000	0	1	0-0	7	2	0	1.000	
37 Ganus, Tyler	.000	2-0	0	0	0	0	0	0	0	0	.000	0	0	0	0	.000	0	0	0-1	0	0	0	.000	
Totals	.222	4	108	20	24	3	0	6	19	45	.417	11	4	24	2	.315	1	2	3-6	102	29	3	.978	
Opponents	.184	4	125	8	23	5	0	3	6	37	.296	18	2	35	1	.297	0	1	0-1	91	38	4	.970	

LOB - Team (15), Opp (36). DPs turned - Team (1), Opp (4).

### (All games vs Xavier Sorted by Earned run avg)

Player	era	w-l	app	gs	cg	sho	sv	ip	h	r	er	bb	so	2b	3b	hr	b/avg	wp	hp	bk	sfa	sha
39 Uelmen, Leo	0.00	1-0	1	1	0	0/0	0	5.0	6	2	0	0	2	1	0	0	.273	0	1	0	0	0
41 Pace, Jackson	1.50	0-0	1	1	0	0/0	0	6.0	4	1	1	2	4	2	0	0	.182	0	0	0	0	0
46 Grabmann, Matthew	2.25	0-0	1	1	0	0/0	0	4.0	3	1	1	3	3	0	0	1	.200	0	0	0	0	1
20 Mercado, Logan	2.25	0-0	1	1	0	0/0	0	4.0	2	1	1	2	7	0	0	1	.143	0	0	0	0	0
-----																						
32 Spoljaric, Turner	0.00	1-0	1	0	0	0/0	0	3.0	4	1	0	1	4	2	0	0	.286	0	0	1	0	0
2 Grinsell, Grayson	0.00	0-0	1	0	0	0/0	0	2.0	0	0	0	0	4	0	0	0	.000	0	0	0	0	0
40 Mollerus, Josh	0.00	1-0	2	0	0	0/0	1	2.0	0	0	0	1	4	0	0	0	.000	0	0	0	0	0
30 Anderson, Austin	0.00	0-0	1	0	0	0/0	0	1.0	0	0	0	2	0	0	0	0	.000	1	0	0	0	0
53 Olson, Logan	0.00	0-0	1	0	0	0/0	0	1.0	0	0	0	3	1	0	0	0	.000	0	0	0	0	0
49 McShane, Dylan	0.00	1-0	1	0	0	0/0	0	1.0	0	0	0	0	2	0	0	0	.000	0	0	0	0	0
24 Umlandt, Ian	0.00	0-0	1	0	0	0/0	0	1.0	1	0	0	0	0	0	0	0	.250	0	0	0	0	0
12 Dallas, Matt	4.50	0-0	1	0	0	0/0	1	2.0	3	1	1	0	2	0	0	1	.333	0	0	0	0	0
33 Hughes, Jacob	4.50	0-0	1	0	0	0/0	0	2.0	0	1	1	4	2	0	0	0	.000	0	1	0	0	0
Totals	1.32	4-0	4	4	0	0/0	2	34.0	23	8	5	18	35	5	0	3	.184	1	2	1	0	1
Opponents	5.34	0-4	4	4	0	0/0	0	30.1	24	20	18	11	24	3	0	6	.222	2	4	0	1	2

SBA/ATT - Hughes, J (0-1).