VANDERBILT
2023 BASEBALL GAME NOTES

Vanderbilt Athletic Communications • 2601 Jess Neely Dr. Nashville, TN 37212
Baseball Contact: Will Owens • Cell: 502.718.2525 • Email: will.owens@vanderbilt.edu
VUCommodores.com • Twitter: @VandyBoys

2023 SCHEDULE/RESULTS

OVERALL: 29-8 | SEC: 13-2 | H: 19-5 | A: 6-1 | N: 4-2

FEBRUARY			All Times CT
17	vs. #15 TCU#	L, 11-4	Arlington, Texas
18	vs. #9 Oklahoma State#	W, 11-9	Arlington, Texas
19	vs. Texas#	W, 12-2	Arlington, Texas
21	Central Arkansas	L, 5-4	Nashville, Tenn.
22	UAB	W, 13-1 (7 inn.)	Nashville, Tenn.
24	#17 UCLA	W, 6-0	Nashville, Tenn.
25	#17 UCLA	L, 3-0	Nashville, Tenn.
26	#17 UCLA	W, 2-1	Nashville, Tenn.
28	Austin Peay	W, 11-7	Nashville, Tenn.
MARCH			
3	vs. Nebraska$	L, 5-3	Minneapolis, Minn.
4	vs. #18 Maryland$	W, 8-7	Minneapolis, Minn.
5	vs. Minnesota$	W, 4-0	Minneapolis, Minn.
7	Tennessee Tech	W, 12-1	Nashville, Tenn.
8	Evansville	W, 2-1 (17 inn.)	Nashville, Tenn.
10	Loyola Marymount	W, 2-1	Nashville, Tenn.
11	Loyola Marymount	W, 2-0	Nashville, Tenn.
12	Loyola Marymount	L, 9-6	Nashville, Tenn.
14	vs. Belmont^	W, 15-6	Nashville, Tenn.
16	#3 Ole Miss*	W, 12-2 (8 inn.)	Nashville, Tenn.
17	#3 Ole Miss*	W, 8-0	Nashville, Tenn.
18	#3 Ole Miss*	W, 7-2	Nashville, Tenn.
21	vs. Lipscomb^	Canceled	Nashville, Tenn.
24	at Mississippi State*	W, 26-3 (7 inn.)	Starkville, Miss.
25	at Mississippi State*	W, 18-5	Starkville, Miss.
26	at Mississippi State*	W, 11-7	Starkville, Miss.
28	Lipscomb	W, 11-1	Nashville, Tenn.
31	Georgia*	W, 9-2	Nashville, Tenn.
APRIL			
1	Georgia*	W, 16-8	Nashville, Tenn.
2	Georgia*	W, 4-0	Nashville, Tenn.
4	Western Kentucky	W, 8-1	Nashville, Tenn.
6	at Missouri*	W, 7-6	Columbia, Mo.
7	at Missouri*	L, 5-4	Columbia, Mo.
8	at Missouri*	W, 5-0	Columbia, Mo.
11	North Alabama	W, 14-2 (7 inn.)	Nashville, Tenn.
14	#6 South Carolina*	L, 14-6	Nashville, Tenn.
15	#6 South Carolina*	W, 8-5	Nashville, Tenn.
16	#6 South Carolina*	W, 6-4	Nashville, Tenn.
18	Indiana State	L, 10-2	Nashville, Tenn.
21	at Tennessee*	5 p.m.	Knoxville, Tenn.
22	at Tennessee*	11 a.m.	Knoxville, Tenn.
23	at Tennessee*	Noon	Knoxville, Tenn.
28	#13 Kentucky*	6 p.m.	Nashville, Tenn.
29	#13 Kentucky*	2 p.m.	Nashville, Tenn.
30	#13 Kentucky*	2 p.m.	Nashville, Tenn.
MAY			
2	Georgia State	6 p.m.	Nashville, Tenn.
4	at Alabama*	7 p.m.	Tuscaloosa, Ala.
5	at Alabama*	7 p.m.	Tuscaloosa, Ala.
6	at Alabama*	2 p.m.	Tuscaloosa, Ala.
9	at #12 Louisville	5 p.m.	Louisville, Ky.
12	at #3 Florida*	4:30 p.m.	Gainesville, Fla.
13	at #3 Florida*	5:30 p.m.	Gainesville, Fla.
14	at #3 Florida*	Noon	Gainesville, Fla.
16	Middle Tennessee	6 p.m.	Nashville, Tenn.
18	#5 Arkansas*	6 p.m.	Nashville, Tenn.
19	#5 Arkansas*	6 p.m.	Nashville, Tenn.
20	#5 Arkansas*	2 p.m.	Nashville, Tenn.
23-28	SEC Tournament%	TBA	Hoover, Ala.
JUNE			
2-5	NCAA Regionals	TBA	TBD
9-12	NCAA Super Regionals	TBA	TBD
16-26	College World Series	TBA	Omaha, Neb.

College Baseball Showdown - Globe Life Field
$ Cambria College Classic - U.S. Bank Stadium
* Southeastern Conference game
^ First Horizon Park
% Hoover Met Stadium
+ NCAA College World Series (Omaha, Neb.)

GAMES 38-40

No. 4 Vanderbilt Commodores (29-8, 13-2 SEC) vs. **Tennessee Volunteers** (23-14, 5-10 SEC)
Game 1: Friday, April 21 • 5 p.m. CT • SEC Network
Game 2: Saturday, April 22 • 11 a.m. • ESPN2
Game 3: Sunday, April 23 • Noon • ESPN2
Knoxville, Tenn. • Lindsey Nelson Stadium

VANDERBILT
Rankings: D1: 4 | NCBWA: 4 | Coaches: 4
BA: 4 | CB: 2 | PG: 4
Head Coach: Tim Corbin
Career Record: 976-546-1 (26th)
Record at Vanderbilt: 870-408-1 (21st)

TENNESSEE
Rankings: D1: -- | NCBWA: 21 | Coaches: 20
BA: -- | CB: -- | PG: 19
Head Coach: Tony Vitello
Career Record: 214-90 (6th)
Record at Tennessee: Same

SERIES PREVIEW: Vanderbilt heads east to Knoxville to face Tennessee for three games beginning Friday. All three contests will be televised with Game 1 airing on SEC Network and the final two games airing on ESPN2.

- Vanderbilt sits in first in the SEC East standings with a two-game lead over second-place Florida.
- Vanderbilt and Tennessee will be meeting for the 344th time Friday. The Dores and Vols first met in 1897 with Vandy winning 10-4.

LAST TIME OUT: Vanderbilt took two of three games against No. 6 South Carolina last weekend at Hawkins Field.

- The Commodores rallied after dropping Game 1 with wins on Saturday and Sunday to secure the series.
- Vandy fell behind early in all three games but managed to fight back in Games 2 and 3.
- **Devin Futrell** turned in 5.1 innings in Sunday's win, striking out seven and holding South Carolina to two runs. **Ryan Ginther** tossed the final 3.2 frames to clinch the series for Vanderbilt.
- The Commodores stumbled Tuesday night in a 10-2 loss to Indiana State. **Enrique Bradfield Jr.** recorded hit No. 200 and extended his on-base streak to 27 games.

VANDY VS. SEC OPPONENTS: Vanderbilt is outscoring SEC opponents 147-63 this season.

- In SEC games, Vandy is first in nearly every major offensive category and also leads the conference in ERA.
- Seven different Commodores that have played in at least 13 SEC games are hitting .280 or better in conference play. Seven have double-digit RBIs led by **RJ Schreck** with 27.
- Vandy is tops the SEC with a .321 batting average in conference games led by Schreck at .411.

WATCH LISTS: Vanderbilt is well-represented on multiple award midseason watch lists.

- **Enrique Bradfield Jr.** and **Carter Holton** are two of 45 players named to the Golden Spikes Award Midseason Watch List.
- **Jonathan Vastine** is on the Brooks Wallace Award watch list, honoring the nation's top shortstops.
- **Devin Futrell** is one of 61 pitchers on the College Baseball Foundation Pitcher of the Year watch list.

A LEAGUE OF HIS OWN: Enrique Bradfield Jr. stole his 97th career base vs. UCLA (Feb. 26) to break the program record set by Charles DeFrance (1980-82).

- Bradfield leads all active players in NCAA baseball (I, II and III) with 118 career stolen bases.
- The junior outfielder's 119 career stolen bases ranks sixth in SEC history. Tennessee's Mike Basse (1989-91) holds the all-time record of 145. South Carolina's Mike Curry is fifth at 122.
- Bradfield is also chasing the program record for runs scored of 203. He currently ranks 10th at 178 and is eighth among active NCAA D-I players.

SINCE MARCH 14: Vanderbilt's bats have caught fire over the last month.

	First 17 Games	Past 20 Games
Average	.247	.315
Runs	102	197
Avg. Runs Scored	6.0	9.9
Doubles	31	42
Home Runs	17	31
Walks per game	4.2	6.2
Strikeouts per game	7.1	6.9

NATIONAL RANKINGS: Where the Dores rank statistically among NCAA DI and SEC teams.

Stat	DI	SEC
Base on Balls (196)	38th	9th
Double Plays (32)	19th	2nd
ERA (3.65)	11th	3rd
Fielding Percentage (0.981)	11th	2nd
Hits allowed per 9 (6.54)	2nd	1st
Runs (277)	28th	6th
Shutouts (6)	3rd	3rd
Stolen Bases (59)	49th	2nd
Strikeout-to-Walk Ratio (2.59)	30th	5th
WHIP (1.16)	3rd	2nd
Walks allowed per 9 (3.90)	56th	4th
Individual		
Enrique Bradfield Jr. - Walks (39)	6th	2nd
Jonathan Vastine / RJ Schreck - Doubles (12)	107th	6th
Devin Futrell - ERA (2.35)	28th	2nd
Hunter Owen - ERA (3.33)	134th	9th
Carter Holton - ERA (3.46)	152nd	10th
Devin Futrell - Hits allowed per 9 (5.67)	21st	4th
RJ Schreck (On-Base Percentage (0.497)	53rd	8th
Enrique Bradfield Jr. - Runs (49)	9th	3rd
RJ Schreck - Sacrifice flies (6)	12th	T-1st
Nick Maldonado - Saves (4)	90th	2nd
Enrique Bradfield Jr. - Stolen bases (26)	6th	1st
Devin Futrell - Wins (6)	17th	T-1st
Devin Futrell - WHIP (0.89)	11th	2nd
Hunter Owen - WHIP (1.11)	86th	8th

DORES IN THE PROS: Ten former Commodores were included on MLB rosters for 2023 Opening Day.

- Vanderbilt was tied for most in the SEC with 10 alumni on Opening Day rosters, including a pair of former Dores on the Injured List.

SEC WEEKLY HONORS: Four Commodores have earned recognition from the league this season.

- **Devin Futrell -** Pitcher of the Week (April 3)
- **Chris Maldonado -** Co-Freshman of the Week (April 3)
- **Hunter Owen -** Co-Pitcher of the Week (March 20)
- **Parker Noland -** Co-Player of the Week (March 27)

NO-NO NOTES: Vanderbilt's four no-hitters since 2019 is most in NCAA DI.

- **Greysen Carter, Sam Hliboki, Ryan Ginther** and **Nick Maldonado** combined for a no-hitter March 5 at Minnesota.
- Hliboki went 3.2 innings with eight strikeouts and earned the win.
- Vanderbilt is the only team to have a no-hitter in each of the last three seasons and each of the last four full seasons.
- All four of Vanderbilt's no-hitters since 2019 have come against Power 5 opponents.

3.5.23 at Minnesota .....
Carter, Hliboki, Ginther, Maldonado
4.22.22 at Kentucky .....
Chris McElvain, Christian Little
3.20.21 vs. #16 South Carolina .....
Jack Leiter
6.8.19 vs. Duke (Nashville Super Regional) .....
Kumar Rocker

COMMODORE CHALLENGE: Vanderbilt has one of the nation's toughest schedules in 2023.

- Vanderbilt enters the week seventh in RPI with the 16th toughest schedule.
- Vandy is 10-3 against teams ranked by either D1Baseball or USA Today.

BROTHERS ON AND OFF THE DIAMOND: Freshman Chris Maldonado joined his brother, senior Nick Maldonado, when he came to Nashville this season.

- Chris is the youngest of three siblings. Nick and Chris' older brother was a captain on the Pittsburgh baseball team and their sister played softball at Notre Dame.
- Chris recorded his first collegiate hit at Minnesota on March 5. Later in that same game Nick completed a combined no-hitter on the mound.

PRESEASON HONORS: Three Commodores earned various preseason All-America honors.

- Outfielder **Enrique Bradfield Jr.** and pitcher **Carter Holton** are unanimous preseason All-Americans. Pitcher **Thomas Schultz** was recognized by Collegiate Baseball and NCBWA.
- Bradfield received first-team honors from Baseball America and NCBWA and second-team honors from Collegiate Baseball, Perfect Game and D1Baseball.
- Holton earned second-team selections from D1Baseball and third-team selections from Collegiate Baseball, Perfect Game, Baseball America and NCBWA.
- Schultz was named third-team by Collegiate Baseball and NCBWA.
- The Dores were picked to finish third in the SEC East behind Tennessee and Florida, respectively, while a pair of players were recognized on the coaches' preseason All-SEC teams.
- **Enrique Bradfield Jr.** was named preseason All-SEC first team and **Carter Holton** was named to the second team.

SCHRECK JOINS THE DORES: Graduate transfer RJ Schreck joins the Commodores for the 2023 season after an impressive four years at Duke.

- The outfielder slashed .288/.395/.605 at Duke with 26 home runs and 94 RBIs. He was named All-ACC as a junior in 2021.
- Schreck faced Vanderbilt in the 2019 Super Regional. He went 3-for-5 with a triple and a pair of runs in Duke's Game 1 victory the night before Kumar Rocker's historical no-hitter in Game 2.

VANDERBILT IN THE NATIONAL RANKINGS

DATE	BA	NCBWA	CB	USA	D1	PG
Preseason	6	9	9	9	10	11
Feb. 20	5	9	9	9	10	12
Feb. 27	5	8	9	7	7	10
March 6	7	9	9	9	7	11
March 13	8	8	8	8	6	9
March 20	5	5	8	5	4	5
March 27	4	4	6	4	4	4
April 3	4	4	2	4	4	4
April 10	4	4	2	4	4	4
April 17	4	4	2	4	4	4

***For consistency, Vanderbilt uses the D1Baseball.com (D1) poll as its primary ranking.**

PROBABLE PITCHING MATCHUP

DATE	OPPONENT	VANDERBILT STARTER	OPPOSING STARTER
April 21	Tennessee	LHP Carter Holton (4-0, 3.46)	RHP Andrew Lindsey (0-2, 2.49)
April 22	Tennessee	TBA	RHP Chase Dollander (4-4, 4.18)
April 23	Tennessee	LHP Devin Futrell (6-1, 2.35)	RHP Drew Beam (4-2, 3.73)

VANDERBILT RECORD WHEN ...

	2023
SEC Standing	1
SEC East Standing	1
Home/Road/Neutral	19-5/6-1/4-2
Day/Night	22-5/7-3
vs. RH/LH starters	21-6/8-2
Leading after 6 innings	25-1
Trailing after 6 innings	1-5
Tied after 6 innings	3-2
Leading after 7 innings	24-1
Trailing after 7 innings	1-6
Tied after 7 innings	1-1
Leading after 8 innings	22-1
Trailing after 8 innings	1-7
Tied after 8 innings	1-0
Vanderbilt scores first	15-2
Opponents score first	14-6
Shutouts	6-1
Scoring less than 3 runs	4-2
Scoring 3 to 5 runs	3-4
Scoring 6 or more runs	24-2
Vanderbilt hits HR/hit 0 HR	21-4/8-4
1-run/2-run games	5-2/3-1
Walk-offs	2-0
Extra innings (home/road/neutral)	1-0/0-0/0-0

UPCOMING CAREER MILESTONES

Enrique Bradfield Jr. 100 RBIs (94)
Enrique Bradfield Jr. 203 Runs* (178)
Parker Noland 100 Runs (96)

* - Program record

2023 TEAM LEADERS

Batting

Hits RJ Schreck (47)
Doubles RJ Schreck, Chris Maldonado (12)
Triples RJ Schreck, Jonathan Vastine (2)
HR RJ Schreck (9)
RBIs RJ Schreck (42)
Runs Enrique Bradfield Jr. (49)
SB Enrique Bradfield Jr. (26)
BB Enrique Bradfield Jr. (39)
AVG RJ Schreck (.362)
OBP RJ Schreck (.497)
SLG RJ Schreck (.692)

Pitching

ERA (reliever) Nick Maldonado (0.47)
ERA (starter) Devin Futrell (2.35)
Wins Devin Futrell (6)
Saves Nick Maldonado (4)
Appearances Nick Maldonado (14)
Starts Three Commodores (8)
Innings (reliever) Bryce Cunningham (30.1)
Innings (starter) Hunter Owen , Devin Futrell (46.0)
Strikeouts (reliever) Sam Hliboki (30)
Strikeouts (starter) Bryce Cunningham (34)

NOTES CONTINUED

SEASON 21 FOR NO. 4: Vanderbilt head coach Tim Corbin is in his 21st season at the helm of the Commodore baseball program.

- Corbin's record of 870-408-1 (.678) is first all-time in wins at Vanderbilt and first in winning percentage for coaches with at least 100 games.
- Corbin is currently tied with legendary coach Skip Bertman for most wins at an SEC institution with 870.
- Vanderbilt has been to 16 consecutive NCAA Tournaments during Corbin's tenure, the longest streak by a head coach in SEC history and the second-longest active streak in NCAA Division I, trailing only Florida State.
- Corbin is one of three active SEC head coaches to reach the NCAA Tournament 13 or more consecutive times.

Coach	Streak	Start-End
Tim Corbin	16	2006-pres.
Kevin O'Sullivan (UF)	14	2008-pres.
Dave Van Horn (ARK)	13	2003-15
Skip Bertman (LSU)	13	1989-2001
Rob Childress (A&M)	13	2007-19
Ray Tanner (USC)	13	2000-12

PLETHORA OF PITCHERS: Vanderbilt's 2023 pitching staff features 11 arms that saw action in 2022.

- Eight returning pitchers recorded 25 or more innings of work last season.
- Seven returners accounted for 43 of 62 starts in 2022, led by Carter Holton (15) and Devin Futrell (13).
- Vandy's 11 returning arms accounted for 67 percent (437/627) of the staff's 2022 strikeout total. Three of Vandy's top four strikeout leaders are back.

Chris McElvain	100
Carter Holton	**97**
Patrick Reilly	**69**
Devin Futrell	**64**

DORES IN THE DRAFT: Vanderbilt continued its production of first-round draft picks with the Kumar Rocker and Spencer Jones selections in the 2022 MLB Draft.

- Rocker was taken third overall by the Texas Rangers and Jones was selected 25th overall by the New York Yankees, making him the 27th Commodore taken in the first round.
- Vandy has had at least one first-round pick in eight of the past nine years and boasts multiple first-round picks in each of the last two drafts.
- Vanderbilt's 21 first-round selections in the Tim Corbin Era (2003-pres.) is most in the SEC.
- Vanderbilt's 2022 MLB Draft picks:

Player	Team	Pick
Kumar Rocker	Texas Rangers	Rd 1, Pick 3
Spencer Jones	New York Yankees	Rd 1, Pick 25
Dominic Keegan	Tampa Bay Rays	Rd 4, Pick 134
Chris McElvain	Cincinnati Reds	Rd 8, Pick 234
Javier Vaz	Kansas City Royals	Rd 15, Pick 445
Carter Young	Baltimore Orioles	Rd 17, Pick 497

PROBABLE STARTING PITCHERS

Carter Holton
So. • 5-11 • 201 • L/L
LHP • Guyton, Ga.

Career Notes

- Midseason Golden Spikes Award Watch List
- Unanimous Preseason All-America (Second team – D1Baseball; Third team – NCBWA, Perfect Game, Collegiate Baseball, Baseball America)
- Preseason All-SEC Second Team
- 2022 unanimous Freshman All-America
- 2022 Freshman All-SEC
- 2022 ABCA/Rawlings Southeast All-Region first team

Date	Opponent	GS	IP	H	R	ER	BB	SO	2B	3B	HR	WP	BK	HBP	IBB	Score	W-L	SV	ERA	NP
2/17	vs. #15 TCU	*	3.2	4	2	2	2	4	2	0	0	2	0	2	0	L, 11-4	0-0	0	4.91	80
2/24	#17 UCLA	*	5.2	1	0	0	3	7	0	0	0	1	0	0	0	W, 6-0	1-0	0	1.93	88
3/3	vs. Nebraska	*	5.0	8	2	2	1	7	5	0	0	0	0	1	0	L, 5-3	1-0	0	2.51	89
3/10	LMU	*	6.0	3	1	1	1	7	2	0	1	0	0	1	0	W, 2-1	1-0	0	2.21	99
3/16	#3 Ole Miss	*	6.0	6	2	2	0	5	1	0	0	0	0	1	0	W, 12-2	2-0	0	2.39	95
3/24	at Mississippi St.	*	5.0	4	2	2	3	5	1	0	0	1	0	0	0	W, 26-3	3-0	0	2.59	79
3/31	Georgia	*	7.0	3	2	2	2	10	1	0	1	0	0	0	0	W, 9-2	4-0	0	2.58	99
5/15	#6 S. Carolina	*	0.2	2	4	4	4	1	1	0	0	0	0	1	0	W, 8-5	4-0	0	3.46	44
Totals		**8**	**39.0**	**31**	**15**	**15**	**16**	**46**	**13**	**0**	**2**	**4**	**0**	**6**	**0**	**--**	**4-0**	**0**	**3.46**	**-**



Devin Futrell
So. • 6-5 • 200 • L/L
LHP • Pembroke Pines, Fla.

Career Notes

- College Baseball Foundation Pitcher of the Year Watch List
- SEC Pitcher of the Week (4/3/23)
- 2022 Perfect Game Freshman All-America
- 2022 Collegiate Baseball Freshman All-America
- Eighth in SEC in ERA and hits allowed per nine innings last season
- Ranked 23rd in NCAA DI and second in conference in wins last season
- Finished regular season with an 8-2 record and 3.27 ERA

Date	Opponent	GS	IP	H	R	ER	BB	SO	2B	3B	HR	WP	BK	HBP	IBB	Score	W-L	SV	ERA	NP
2/19	vs. Texas	*	5.0	3	2	2	3	5	1	0	1	0	0	0	0	W, 12-2	1-0	0	3.60	76
2/26	UCLA	*	5.0	2	0	0	3	4	0	0	0	0	0	0	0	W, 2-1	2-0	0	1.80	85
3/7	Tennessee Tech		1.1	1	0	0	0	4	0	0	0	0	0	0	0	W, 12-1	3-0	0	1.59	29
3/12	LMU	*	4.1	2	3	3	2	3	1	0	0	0	0	2	0	L, 9-6	3-1	0	2.87	63
3/18	#3 Ole Miss	*	5.0	3	2	2	0	2	1	0	2	0	0	0	0	W, 7-2	4-1	0	3.05	65
3/26	at Mississippi St.	*	4.2	6	3	3	1	2	1	0	2	0	0	1	0	W, 11-7	4-1	0	3.55	58
4/2	Georgia	*	8.0	3	0	0	0	7	1	0	0	0	0	0	0	W, 4-0	5-1	0	2.70	111
4/8	at Missouri	*	7.1	5	0	0	0	6	0	0	0	0	0	1	0	W, 5-0	6-1	0	2.21	91
4/16	#6 S. Carolina	*	5.1	4	2	2	3	7	2	0	1	0	0	0	1	W, 6-4	6-1	0	2.35	86
Totals		**8**	**46.0**	**29**	**12**	**12**	**12**	**40**	**7**	**0**	**6**	**0**	**0**	**4**	**1**	**--**	**6-1**	**0**	**2.35**	**-**

NUMERICAL ROSTER

No.	Name	Pos.	B/T	Ht.	Wt.	Cl.	Hometown/High School
1	Matthew Polk	UTL	R/R	5-11	185	So./1L	Long Beach, Calif./Orange Lutheran
2	Ivan Arias	INF	R/R	5-8	170	Fr./HS	Boston, Mass./Dexter Southfield
3	RJ Schreck	OF	L/R	6-1	210	Gr./TR	Los Angeles, Calif./Harvard-Westlake
5	Logan Poteet	C	R/R	6-2	214	Fr./HS	Powell, Tenn./Powell
6	Matt Wolfe	INF	R/R	6-1	187	Fr./HS	Westerville, Ohio/Olentangy Orange
8	Chris Maldonado	INF	R/R	6-1	190	Fr./HS	Short Hills, N.J./Seton Hall Prep
9	Raymond Velazquez	INF	R/R	6-1	201	Fr./HS	Lowell, Mass./St. Thomas More School
10	T.J. McKenzie	OF	R/R	6-1	191	Sr./3L	Loxahatchee, Fla./The Benjamin School
11	Davis Diaz	INF	R/R	5-11	186	So./1L	Pittsburg, Calif./Acalanes
13	Jonathan Vastine	INF	L/R	5-11	176	So./1L	Bartow, Fla./Bartow Senior High
16	Jack Bulger	C	R/R	6-0	216	Jr./2L	Bowie, Md./DeMatha Catholic
17	Ryan Ginther	LHP	R/L	5-11	204	So./1L	Hendersonville, Tenn./Station Camp
18	JD Rogers	OF	L/L	5-10	203	So./1L	Carmel, Ind./Carmel
19	Troy LaNeve	OF	L/R	6-0	209	Sr./3L	Pittsburgh, Pa./Pine Richland
20	Carter Holton	LHP	L/L	5-11	201	So./1L	Guyton, Ga./Benedictine Military
21	Calvin Hewett	OF	R/L	6-3	223	Jr./2L	Greenland, N.H./Portsmouth
22	JD Thompson	LHP	R/L	6-0	193	Fr./HS	Rusk, Texas/Rusk
23	Devan Kodali	OF	R/L	6-2	190	Fr./HS	New York, N.Y./Poly Prep Country Day
25	Parker Noland	INF	L/R	6-1	203	Sr./3L	Knoxville, Tenn./Farragut
29	Nick Maldonado	RHP	R/R	6-1	207	Sr./3L	Short Hills, N.J./Seton Hall Prep
32	Cooper Holbrook	OF	R/R	6-3	198	Fr./HS	Mount Pleasant, S.C./Porter-Gaud
33	Hunter Owen	LHP	R/L	6-6	261	Jr./2L	South Portland, Maine/South Portland
36	Grayson Moore	RHP	S/R	6-3	215	Jr./2L	Longwood, Fla./Lake Mary
38	David Horn	RHP	R/R	6-4	220	Fr./HS	Mission Viejo, Calif./JSerra Catholic
40	Sam Hliboki	RHP	L/R	6-3	209	Sr./3L	Los Angeles, Calif./Harvard Westlake
42	RJ Austin	UTL	R/R	5-11	189	Fr./HS	Atlanta, Ga./Pace Academy
43	Michael Doolin	RHP	L/R	6-4	219	Sr./3L	Schererville, Ind./Andrean
44	Cade Law	C	L/R	6-1	224	Fr./HS	Kingston Springs, Tenn./Christ Presbyterian Academy
45	Alan Espinal	C	R/R	6-0	209	Jr./2L	Viera, Fla./Viera
51	Enrique Bradfield Jr.	OF	L/L	6-1	170	Jr./2L	Hialeah, Fla./American Heritage
55	Colton Regen	RHP	R/R	6-4	183	So./1L	Mt. Juliet, Tenn./Mt. Juliet
66	Thomas Schultz	RHP	R/R	6-6	243	Sr./3L	Mount Carmel, Pa./Our Lady of Lourdes Regional
80	Andrew Dutkanych IV	RHP	R/R	6-3	220	Fr./HS	Indianapolis, Ind./Brebeuf Jesuit Prep
88	Patrick Reilly	RHP	R/R	6-3	208	Jr./2L	Sea Girt, N.J./Christian Brothers Academy
95	Devin Futrell	LHP	L/L	6-5	200	So./1L	Pembroke Pines, Fla./American Heritage School
97	Bryce Cunningham	RHP	R/R	6-5	234	So./1L	Headland, Ala./Headland
98	Greysen Carter	RHP	S/R	6-4	241	So./1L	Louisville, Colo./Fairview
99	Jack Anderson	RHP	L/R	6-5	206	Gr./1L	Nashville, Tenn./Montgomery Bell Academy

Head coach: 4 Tim Corbin (Ohio Wesleyan '84) – 21st season at Vanderbilt
Associate Head Coach: 26 Scott Brown (SUNY-Cortland '99)
Assistant Coach: 24 Mike Baxter (Vanderbilt '05)
Volunteer Coach: 49 Tyler Shewmaker (Kentucky Wesleyan '16)
Athletic Trainer: Chris Matarazzo (Springfield College '12)
Strength & Conditioning Coach: Walker Grisanti (Vanderbilt '19)
Director of Baseball Operations: Amy Elkus (Kentucky '14)
Director of External Affairs: Josh Foster (Alabama '17)
Director of Player Development: Brandon Barak (Illinois '12)
Video Coordinator: Josh Ruchotzke (Vanderbilt '17)
Equipment Manager: Bailey Provo (Lipscomb '21)
Student Managers: Michael Brody, Jesse Harwin, Justin Kim, Declan McManus, Donovan Simon

PRONUNCIATION GUIDE

2	Ivan Arias	EYE-van air-EE-us
3	RJ Schreck	Shrek
5	Logan Poteet	poe-TEET
6	Matt Wolfe	"Wolf"
8	Chris Maldonado	MALL-duh-NAH-doe
11	Davis Diaz	DEE-az
13	Jonathan Vastine	VAS-tine (tine rhymes with time)
16	Jack Bulger	BULGE-er
17	Ryan Ginther	Hard "G"
19	Troy LaNeve	luh-KNEE-v
23	Devan Kodali	kuh-DAL-ee
29	Nick Maldonado	MALL-duh-NAH-doe
40	Sam Hliboki	lih-BOE-key
45	Alan Espinal	ESS-pi-nal
55	Colton Regen	"Region"
80	Andrew Dutkanych IV	du-KAN-itch
95	Devin Futrell	few-TRELL

ALPHABETICAL ROSTER

#	Name	Pos.	Yr.
99	Jack Anderson	RHP	Gr.
2	Ivan Arias	IF	Fr.
42	RJ Austin	UTL	Fr.
51	Enrique Bradfield Jr.	OF	Jr.
16	Jack Bulger	UTL	Jr.
98	Greysen Carter	RHP	So.
97	Bryce Cunningham	RHP	So.
11	Davis Diaz	IF	So.
43	Michael Doolin	RHP	Sr.
80	Andrew Dutkanych IV	RHP	Fr.
45	Alan Espinal	C	Jr.
95	Devin Futrell	LHP	So.
17	Ryan Ginther	LHP	So.
21	Calvin Hewett	OF	So.
40	Sam Hliboki	RHP	Sr.
32	Cooper Holbrook	OF	Fr.
20	Carter Holton	LHP	Fr.
38	David Horn	RHP	Fr.
23	Devan Kodali	OF	Fr.
19	Troy LaNeve	OF	Sr.
44	Cade Law	C	Fr.
8	Chris Maldonado	IF	Fr.
29	Nick Maldonado	RHP	Sr.
10	T.J. McKenzie	OF	Sr.
36	Grayson Moore	RHP	Jr.
25	Parker Noland	IF	Sr.
33	Hunter Owen	LHP	Jr.
1	Matthew Polk	UTL	So.
5	Logan Poteet	C	Fr.
55	Colton Regen	RHP	So.
88	Patrick Reilly	RHP	Jr.
18	JD Rogers	OF	So.
3	RJ Schreck	OF	Gr.
66	Thomas Schultz	RHP	Sr.
22	JD Thompson	LHP	Fr.
13	Jonathan Vastine	IF	Fr.
9	Raymond Velazquez	IF	Fr.
6	Matt Wolfe	IF	Fr.

EXPERIENCE BREAKDOWN

Graduate (2) _____ Anderson, Schreck
Seniors (7) _____ Doolin, Hliboki, LaNeve, N. Maldonado, McKenzie, Noland, Schultz
Juniors (7) _____ Bradfield, Bulger, Espinal, Hewett, Moore, Owen, Reilly
Sophomores (10) _____ Carter, Cunningham, Diaz Futrell, Ginther, Holton, Polk, Regen, Rogers, Vastine
Freshmen (12) _____ Arias, Austin, Dutkanych, Holbrook, Horn, Kodali, Law, C. Maldonado, Poteet, Thompson, Velazquez, Wolfe

2023 Vanderbilt Baseball
Overall Statistics for Vanderbilt (as of Apr 18, 2023)
(All games Sorted by Batting avg)

Record: 29-8 Home: 19-5 Away: 6-1 Neutral: 4-2 SEC: 13-2

Player	avg	gp-gs	ab	r	h	2b	3b	hr	rbi	tb	slg%	bb	hp	so	gdp	ob%	sf	sh	sb-att	po	a	e	fld%
3 RJ Schreck	.362	37-37	130	40	47	12	2	9	42	90	.692	29	12	19	0	.497	6	1	5-6	69	3	0	1.000
8 Chris Maldonado	.360	26-24	89	14	32	11	0	4	23	55	.618	10	3	17	3	.433	2	1	2-2	9	1	1	.909
51 Enrique Bradfield Jr	.308	37-37	133	49	41	7	1	5	22	65	.489	39	5	20	0	.472	3	2	26-30	97	1	0	1.000
1 Matthew Polk	.293	33-31	99	18	29	3	1	4	20	46	.465	3	11	22	0	.374	2	2	3-3	23	2	0	1.000
42 RJ Austin	.277	37-37	148	29	41	8	0	4	31	61	.412	20	4	25	1	.376	1	0	3-6	53	64	6	.951
13 Jonathan Vastine	.275	37-37	138	30	38	12	2	3	28	63	.457	18	0	36	1	.352	3	2	4-6	52	75	3	.977
25 Parker Noland	.268	36-36	138	22	37	6	1	6	29	63	.457	18	2	35	2	.361	0	2	0-1	245	15	6	.977
11 Davis Diaz	.255	37-37	141	38	36	3	1	5	33	56	.397	25	8	21	0	.390	3	1	2-3	30	73	5	.954
16 Jack Bulger	.243	29-28	107	26	26	5	0	4	23	43	.402	17	3	15	2	.362	0	0	3-3	224	11	1	.996
---																							
18 JD Rogers	.333	11-0	6	3	2	0	0	0	1	2	.333	1	0	2	0	.429	0	0	0-0	3	0	0	1.000
21 Calvin Hewett	.268	32-11	56	16	15	2	1	0	4	19	.339	3	6	14	1	.369	0	0	10-10	23	0	1	.958
45 Alan Espinal	.234	18-13	47	11	11	1	0	4	14	24	.511	8	1	19	0	.357	0	0	0-0	140	11	0	1.000
10 T.J. McKenzie	.158	13-5	19	2	3	2	0	0	1	5	.263	3	0	6	1	.273	0	0	1-3	6	1	1	.875
19 Troy LaNeve	.125	8-0	8	1	1	1	0	0	2	2	.250	1	0	6	0	.222	0	0	0-0	0	0	0	.000
2 Ivan Arias	.000	5-0	2	0	0	0	0	0	0	0	.000	1	0	0	0	.333	0	0	0-0	1	0	0	1.000
Totals	.285	37	1261	299	359	73	9	48	273	594	.471	196	55	257	11	.398	20	11	59-73	991	285	25	.981
Opponents	.203	37	1185	146	240	53	1	35	140	400	.338	143	34	371	29	.305	7	8	19-27	944	330	47	.964

LOB - Team (300), Opp (240). DPs turned - Team (32), Opp (13). IBB - Team (9), Schreck 5, Noland 2, C. Maldonado 1, Austin 1, Opp (1). Picked off - Bradfield 3, Austin 2, Noland 1.

(All games Sorted by Earned run avg)

Player	era	w-l	app	gs	cg	sho	sv	ip	h	r	er	bb	so	2b	3b	hr	b/avg	wp	hp	bk	sfa	sha
95 Devin Futrell	2.35	6-1	9	8	0	0/2	0	46.0	29	12	12	12	40	7	0	6	.179	0	4	0	1	1
33 Hunter Owen	3.33	3-0	8	8	1	1/1	0	46.0	37	20	17	14	52	7	0	5	.219	1	4	0	1	2
20 Carter Holton	3.46	4-0	8	8	0	0/1	0	39.0	31	15	15	16	46	13	0	2	.221	4	6	0	2	0
---																						
29 Nick Maldonado	0.47	1-0	14	0	0	0/4	4	19.0	6	1	1	5	22	2	0	1	.098	1	1	0	0	0
98 Greysen Carter	2.45	2-0	8	4	0	0/1	0	22.0	10	6	6	20	18	1	0	0	.133	4	3	0	0	1
22 JD Thompson	2.53	2-0	7	0	0	0/0	0	10.2	7	3	3	4	11	1	0	0	.179	2	3	0	1	0
80 Andrew Dutkanych IV	2.84	1-0	4	1	0	0/0	0	6.1	4	3	2	9	6	1	0	1	.200	2	0	0	0	0
97 Bryce Cunningham	3.86	1-1	11	3	0	0/2	2	30.1	21	16	13	12	34	6	0	7	.194	0	2	0	0	0
17 Ryan Ginther	3.98	2-0	12	0	0	0/2	0	20.1	15	9	9	5	21	4	0	2	.203	1	3	0	0	0
88 Patrick Reilly	4.58	2-1	8	2	0	0/1	0	19.2	13	10	10	9	23	0	0	1	.186	1	2	0	1	0
66 Thomas Schultz	4.70	1-1	11	1	0	0/0	0	15.1	18	9	8	5	21	4	0	3	.305	0	0	0	0	3
36 Grayson Moore	5.02	0-0	5	2	0	0/0	0	14.1	15	11	8	7	24	3	0	1	.263	0	2	0	1	1
99 Jack Anderson	5.40	0-0	6	0	0	0/0	0	8.1	3	5	5	9	12	0	0	0	.115	1	0	0	0	0
55 Colton Regen	6.00	0-0	3	0	0	0/0	0	3.0	3	2	2	5	4	0	0	0	.250	0	0	0	0	0
40 Sam Hliboki	6.38	3-3	10	0	0	0/1	0	24.0	24	17	17	4	31	2	1	5	.264	0	3	0	0	0
38 David Horn	9.00	1-0	4	0	0	0/0	0	6.0	4	7	6	7	6	2	0	1	.182	1	1	0	0	0
Totals	3.65	29-7	37	37	1	6/5	6	330.1	240	146	134	143	371	53	1	35	.203	18	34	0	7	8
Opponents	7.26	7-29	37	37	0	1/1	3	314.2	359	299	254	196	257	73	9	48	.285	40	55	7	20	11

PB - Team (10), Bulger 7, Espinal 3, Opp (5). Pickoffs - Team (3), Futrell 2, Dutkanych 1, Opp (6). SBA/ATT - Bulger (15-20), Espinal (4-6), Moore (4-5), Reilly (4-5), Holton (1-3), Cunningham (3-3), Owen (3-3), Futrell (0-3), Horn (2-2), Hliboki (1-2), Schultz (1-1).

2023 Vanderbilt Baseball
Conference statistics for Vanderbilt (as of Apr 16, 2023)
(SEC games only Sorted by Batting avg)

Record: 13-2 Home: 8-1 Away: 5-1 SEC: 13-2

Player	avg	gp-gs	ab	r	h	2b	3b	hr	rbi	tb	slg%	bb	hp	so	gdp	ob%	sf	sh	sb-att	po	a	e	fld%
3 RJ Schreck	.411	15-15	56	23	23	7	0	6	27	48	.857	10	5	10	0	.514	3	0	3-3	36	1	0	1.000
51 Enrique Bradfield Jr	.385	15-15	52	26	20	5	1	4	8	39	.750	19	2	10	0	.562	0	2	11-12	49	1	0	1.000
8 Chris Maldonado	.365	14-14	52	10	19	5	0	3	13	33	.635	7	2	12	2	.452	1	1	1-1	0	0	0	.000
1 Matthew Polk	.327	15-15	49	5	16	0	0	2	10	22	.449	0	4	11	0	.370	1	0	0-0	14	0	0	1.000
25 Parker Noland	.286	15-15	56	12	16	2	0	5	21	33	.589	11	0	15	2	.403	0	1	0-1	100	5	1	.991
13 Jonathan Vastine	.281	15-15	57	12	16	7	1	0	9	25	.439	6	0	15	1	.344	1	1	1-1	20	32	2	.963
16 Jack Bulger	.266	15-15	64	18	17	3	0	3	16	29	.453	8	0	9	1	.347	0	0	3-3	114	4	1	.992
42 RJ Austin	.262	15-15	61	14	16	1	0	2	15	23	.377	7	1	10	0	.343	1	0	2-2	27	26	3	.946
11 Davis Diaz	.258	15-15	62	20	16	1	0	3	13	26	.419	11	2	12	0	.387	0	1	1-2	14	31	0	1.000
---																							
10 T.J. McKenzie	1.000	1-0	1	0	1	0	0	0	0	1	1.000	0	0	0	0	1.000	0	0	0-0	0	1	0	1.000
45 Alan Espinal	.600	3-1	5	1	3	0	0	0	1	3	.600	0	0	2	0	.600	0	0	0-0	10	1	0	1.000
21 Calvin Hewett	.545	13-0	11	4	6	1	0	0	2	7	.636	0	2	2	0	.615	0	0	4-4	7	0	0	1.000
2 Ivan Arias	.000	1-0	1	0	0	0	0	0	0	0	.000	0	0	0	0	.000	0	0	0-0	0	0	0	.000
19 Troy LaNeve	.000	1-0	0	1	0	0	0	0	0	0	.000	1	0	0	0	1.000	0	0	0-0	0	0	0	.000
18 JD Rogers	.000	1-0	0	1	0	0	0	0	0	0	.000	1	0	0	0	1.000	0	0	0-0	0	0	0	.000
Totals	.321	15	527	147	169	32	2	28	135	289	.548	81	18	108	6	.423	7	6	26-29	394	109	7	.986
Opponents	.218	15	477	63	104	22	1	20	62	188	.394	43	11	126	14	.296	3	1	5-8	374	123	23	.956

LOB - Team (118), Opp (78). DPs turned - Team (16), Opp (8). IBB - Team (5), Schreck 2, Noland 2, C. Maldonado 1, Opp (1). Picked off - Austin 1, Bradfield 1.

(SEC games only Sorted by Earned run avg)

Player	era	w-l	app	gs	cg	sho	sv	ip	h	r	er	bb	so	2b	3b	hr	b/avg	wp	hp	bk	sfa	sha
95 Devin Futrell	2.08	3-0	5	5	0	0/2	0	30.1	21	7	7	4	24	5	0	5	.191	0	2	0	1	0
33 Hunter Owen	3.42	2-0	4	4	1	1/0	0	26.1	20	12	10	6	28	4	0	3	.211	1	3	0	1	1
20 Carter Holton	4.82	3-0	4	4	0	0/0	0	18.2	15	10	10	9	21	4	0	1	.221	1	2	0	1	0
97 Bryce Cunningham	7.31	1-1	5	2	0	0/0	0	16.0	15	15	13	10	14	4	0	7	.250	0	1	0	0	0
---																						
88 Patrick Reilly	0.00	1-0	2	0	0	0/1	0	4.1	1	0	0	2	6	0	0	0	.071	0	0	0	0	0
98 Greysen Carter	0.00	0-0	1	0	0	0/0	0	2.1	0	0	0	1	1	0	0	0	.000	0	0	0	0	0
22 JD Thompson	0.00	0-0	1	0	0	0/0	0	1.0	0	0	0	0	2	0	0	0	.000	0	0	0	0	0
29 Nick Maldonado	0.96	0-0	7	0	0	0/2	1	9.1	4	1	1	3	7	2	0	1	.133	1	0	0	0	0
17 Ryan Ginther	4.26	2-0	4	0	0	0/1	0	6.1	4	3	3	2	4	1	0	1	.182	0	2	0	0	0
99 Jack Anderson	4.50	0-0	1	0	0	0/0	0	2.0	2	1	1	1	3	0	0	0	.286	0	0	0	0	0
40 Sam Hliboki	6.75	1-1	5	0	0	0/0	0	12.0	16	9	9	1	12	1	1	1	.327	0	1	0	0	0
55 Colton Regen	9.00	0-0	1	0	0	0/0	0	1.0	1	1	1	3	1	0	0	0	.250	0	0	0	0	0
66 Thomas Schultz	21.60	0-0	2	0	0	0/0	0	1.2	5	4	4	1	3	1	0	1	.556	0	0	0	0	0
Totals	4.04	13-2	15	15	1	3/2	1	131.1	104	63	59	43	126	22	1	20	.218	3	11	0	3	1
Opponents	9.46	2-13	15	15	0	0/0	0	124.2	169	147	131	81	108	32	2	28	.321	15	18	2	7	6

PB - Team (3), Bulger 3. Pickoffs - Team (1), Futrell 1, Opp (2). SBA/ATT - Bulger (5-7), Cunningham (2-2), Holton (1-2), Owen (2-2), Espinal (0-1), Hliboki (0-1), Futrell (0-1).

2023 Vanderbilt Baseball
Team Game-by-Game for Vanderbilt (as of Apr 20, 2023)
Batting (All games)

Date	Opponent	ab	r	h	rbi	2b	3b	hr	tb	bb	ibb	sb	cs	hbp	sac	sf	gdp	k	po	a	e	lob	avg
Feb 17	vs TCU	30	4	5	4	0	1	1	10	2	0	1	1	3	0	1	0	6	24	1	0	5	.167
Feb 18	vs Oklahoma State	35	11	11	10	2	2	0	17	3	0	1	0	2	0	0	0	4	27	5	3	5	.246
Feb 19	vs Texas	41	12	11	11	3	2	1	21	2	0	4	1	2	0	0	0	8	27	3	1	6	.255
Feb 21	CENTRAL ARKANSAS	31	4	4	3	1	0	1	8	6	0	2	0	2	0	0	0	4	27	7	1	8	.226
Feb 22	UAB	24	13	11	13	1	0	3	21	5	0	2	2	5	1	2	1	3	21	7	1	6	.261
Feb 24	UCLA	33	6	9	5	1	0	0	10	3	0	0	0	3	0	0	0	11	27	6	1	9	.263
Feb 25	UCLA	30	0	5	0	0	0	0	5	4	0	0	2	1	0	0	0	9	27	10	0	8	.250
Feb 26	UCLA	27	2	4	2	1	0	1	8	2	0	1	1	0	0	0	0	8	27	7	0	3	.239
Feb 28	AUSTIN PEAY	37	11	13	9	2	0	1	18	8	0	2	1	2	0	0	0	10	27	7	1	12	.253
Mar 03	vs Nebraska	31	3	5	3	0	0	3	14	3	0	0	0	1	0	0	1	8	24	10	0	5	.245
Mar 04	vs Maryland	33	8	9	8	1	1	3	21	5	1	0	0	0	0	2	0	10	27	12	2	6	.247
Mar 05	at Minnesota	34	4	9	4	3	0	0	12	7	0	4	0	1	1	1	0	3	27	10	1	13	.249
Mar 07	TENNESSEE TECH	33	12	12	12	5	0	2	23	10	0	0	0	2	0	1	0	7	27	7	1	10	.258
Mar 08	EVANSVILLE	59	2	13	2	4	1	0	19	5	2	2	1	4	1	1	1	9	51	11	0	18	.253
Mar 10	LOYOLA MARYMOUNT	28	2	6	2	2	0	0	8	1	0	0	0	2	1	0	0	6	27	11	1	6	.251
Mar 11	LOYOLA MARYMOUNT	26	2	4	2	1	0	0	5	4	0	0	0	0	1	0	1	5	27	8	0	5	.246
Mar 12	LOYOLA MARYMOUNT	38	6	10	5	4	0	1	17	2	1	1	0	0	0	0	0	9	27	8	1	7	.247
Mar 14	vs Belmont	37	15	13	14	2	0	2	21	9	0	5	1	1	0	2	1	7	27	6	2	7	.254
*Mar 16	OLE MISS	41	12	17	11	3	0	4	32	2	0	1	0	0	0	1	0	8	24	6	0	9	.264
*Mar 17	OLE MISS	35	8	13	7	3	0	2	22	6	2	2	1	1	0	0	0	8	27	6	0	10	.269
*Mar 18	OLE MISS	28	7	6	6	0	0	1	9	6	1	4	0	1	0	1	0	8	27	7	0	5	.267
*Mar 24	at Mississippi State	40	26	20	26	3	0	5	38	10	0	0	1	3	0	1	0	8	21	8	0	7	.280
*Mar 25	at Mississippi State	44	18	16	17	2	0	4	30	7	1	2	0	1	1	0	0	5	27	14	0	8	.284
*Mar 26	at Mississippi State	36	11	10	10	2	0	3	21	6	1	0	0	1	2	0	1	6	27	4	0	7	.284
Mar 28	LIPSCOMB	32	11	9	9	2	0	1	14	10	0	3	0	4	0	0	0	8	24	9	0	12	.284
*Mar 31	GEORGIA	33	9	12	9	1	1	2	21	4	0	4	0	1	0	1	2	8	27	3	0	6	.287
*Apr 01	GEORGIA	39	16	18	14	5	0	1	26	10	0	2	1	1	0	0	0	5	27	4	0	10	.294
*Apr 02	GEORGIA	33	4	10	4	1	0	1	14	2	0	1	0	4	1	0	0	2	27	3	0	12	.294
Apr 04	WESTERN KENTUCKY	34	8	8	4	2	0	0	10	10	0	0	0	0	0	0	0	4	27	10	0	12	.292
*Apr 06	at Missouri	33	7	8	5	2	0	1	13	5	0	2	0	0	1	1	0	10	27	12	1	6	.291
*Apr 07	at Missouri	33	4	7	4	1	1	0	10	4	0	3	0	1	0	0	0	7	25	8	1	7	.288
*Apr 08	at Missouri	36	5	7	5	1	0	1	11	6	0	1	0	0	0	0	0	9	27	8	3	10	.285
Apr 11	NORTH ALABAMA	28	14	13	14	4	0	0	17	9	0	4	0	1	0	3	0	2	21	9	1	9	.290
*Apr 14	SOUTH CAROLINA	34	6	9	6	2	0	0	11	4	0	1	0	0	0	1	1	8	27	9	2	6	.289
*Apr 15	SOUTH CAROLINA	30	8	8	7	2	0	2	16	3	0	2	0	1	1	1	1	5	27	9	0	4	.288
*Apr 16	SOUTH CAROLINA	32	6	8	4	4	0	1	15	6	0	1	0	3	0	0	1	11	27	8	0	11	.287
Apr 18	INDIANA STATE	33	2	6	2	0	0	0	6	5	0	1	1	1	0	0	0	8	27	12	1	10	.285
Totals		1261	299	359	273	73	9	48	594	196	9	59	14	55	11	20	11	257	991	285	25	300	.285

2023 TV ROSTER

1
Matthew Polk
So. • 5-11 • 185 • R/R
UTL • Long Beach, Calif.

2
Ivan Arias
Fr. • 5-8 • 170 • R/R
IF • Boston, Mass.

3
RJ Schreck
Gr. • 6-1 • 210 • L/R
OF • Los Angeles, Calif.

5
Logan Poteet
Fr. • 6-2 • 214 • R/R
C • Powell, Tenn.

6
Matt Wolfe
Fr. • 6-1 • 187 • R/R
IF • Westerville, Ohio

8
Chris Maldonado
Fr. • 6-1 • 190 • R/R
IF • Short Hills, N.J.

9
Raymond Velazquez
Fr. • 6-1 • 201 • R/R
IF • Lowell, Mass.

10
T.J. McKenzie
Sr. • 6-1 • 191 • R/R
OF • Loxahatchee, Fla.

11
Davis Diaz
So. • 5-11 • 186 • R/R
IF • Pittsburg, Calif.

13
Jonathan Vastine
So. • 5-11 • 176 • L/R
IF • Bartow, Fla.

16
Jack Bulger
Jr. • 6-0 • 216 • R/R
C • Bowie, Md.

17
Ryan Ginther
So. • 5-11 • 204 • R/L
LHP • Hendersonville, Tenn.

18
JD Rogers
So. • 5-10 • 203 • L/L
OF • Carmel, Ind.

19
Troy LaNeve
Sr. • 6-0 • 209 • L/R
OF • Pittsburgh, Pa.



20
Carter Holton
So. • 5-11 • 201 • L/L
LHP • Guyton, Ga.

21
Calvin Hewett
Jr. • 6-3 • 223 • R/L
OF • Greenland, N.H.

22
JD Thompson
Fr. • 6-0 • 193 • R/L
LHP • Rusk, Texas



23
Devan Kodali
Fr. • 6-2 • 190 • R/L
OF • New York, N.Y.

25
Parker Noland
Sr. • 6-1 • 208 • L/R
IF • Knoxville, Tenn.

29
Nick Maldonado
Sr. • 6-1 • 207 • R/R
RHP • Short Hills, N.J.

32
Cooper Holbrook
Fr. • 6-3 • 198 • R/R
OF • Mount Pleasant, S.C.

33
Hunter Owen
Jr. • 6-6 • 261 • R/L
LHP • South Portland, Maine

36
Grayson Moore
Jr. • 6-3 • 215 • S/R
RHP • Longwood, Fla.



38
David Horn
Fr. • 6-4 • 220 • R/R
RHP • Mission Viejo, Calif.

40
Sam Hliboki
Sr. • 6-3 • 209 • L/R
RHP • Los Angeles, Calif.

42
RJ Austin
Fr. • 5-11 • 189 • R/R
UTL • Atlanta, Ga.



43
Michael Doolin
Sr. • 6-4 • 219 • L/R
RHP • Schererville, Ind.

44
Cade Law
Fr. • 6-1 • 224 • L/R
C • Kingston Springs, Tenn.



45
Alan Espinal
Jr. • 6-0 • 209 • R/R
C • Viera, Fla.



51
Enrique Bradfield Jr.
Jr. • 6-1 • 170 • L/L
OF • Hialeah, Fla.



55
Colton Regen
So. • 6-4 • 183 • R/R
RHP • Mt. Juliet, Tenn.

66
Thomas Schultz
Sr. • 6-6 • 243 • R/R
RHP • Mount Carmel, Pa.

80
Andrew Dutkanych IV
Fr. • 6-3 • 220 • R/R
RHP • Indianapolis, Ind.

88
Patrick Reilly
Jr. • 6-3 • 208 • R/R
RHP • Sea Girt, N.J.

95
Devin Futrell
So. • 6-5 • 200 • L/L
LHP • Pembroke Pines, Fla.

97
Bryce Cunningham
So. • 6-5 • 234 • R/R
RHP • Headland, Ala.



98
Greysen Carter
So. • 6-4 • 241 • S/R
RHP • Louisville, Colo.

99
Jack Anderson
Gr. • 6-6 • 206 • L/R
RHP • Nashville, Tenn.

4
Tim Corbin
Head Coach
21st Season

26
Scott Brown
Associate Head Coach
11th Season



24
Mike Baxter
Assistant Coach
6th Season



49
Tyler Shewmaker
Assistant Coach
2nd Season

2023 Vanderbilt Baseball
Individual Game-by-Game for Vanderbilt (as of Apr 20, 2023)

#99 Jack Anderson - 6 appearances (All games)

Date	Opponent	GS	IP	H	R	ER	BB	SO	2B	3B	HR	WP	BK	HBP	IBB	Score	W-L	Sv	ERA	NP
Mar 07	TENNESSEE TECH		2.0	0	0	0	0	3	0	0	0	0	0	0	0	12-1	0-0	0	0.00	29
Mar 12	LOYOLA MARYMOUN		0.1	1	4	4	4	0	0	0	0	1	0	0	0	6-9	0-0	0	15.43	27
Mar 24	at Mississippi State		2.0	2	1	1	1	3	0	0	0	0	0	0	0	26-3	0-0	0	10.38	37
Apr 04	WESTERN KENTUCK		1.0	0	0	0	0	2	0	0	0	0	0	0	0	8-1	0-0	0	8.44	12
Apr 11	NORTH ALABAMA		1.0	0	0	0	1	1	0	0	0	0	0	0	0	14-2	0-0	0	7.11	16
Apr 18	INDIANA STATE		2.0	0	0	0	3	3	0	0	0	0	0	0	0	2-10	0-0	0	5.40	31
Totals		0	8.1	3	5	5	9	12	0	0	0	1	0	0	0	68-26	0-0	0	5.40	-

#2 Ivan Arias - 5 games (All games)

Date	Opponent	Pos	AB	R	H	RBI	2B	3B	HR	BB	SB	CS	HBP	SAC	SF	GDP	K	PO	A	E	Avg
Feb 19	vs Texas	ss	0	0	0	0	0	0	0	0	0	0	0	0	0	0	0	0	0	0	.000
Mar 07	TENNESSEE TECH	2b	0	0	0	0	0	0	0	0	0	0	0	0	0	0	0	1	0	0	.000
Mar 24	at Mississippi State	ph/2b	1	0	0	0	0	0	0	0	0	0	0	0	0	0	0	0	0	0	.000
Apr 11	NORTH ALABAMA	2b	1	0	0	0	0	0	0	0	0	0	0	0	0	0	0	0	0	0	.000
Apr 18	INDIANA STATE	ph	0	0	0	0	0	0	0	1	0	0	0	0	0	0	0	0	0	0	.000
Totals		0gs	2	0	0	0	0	0	0	1	0	0	0	0	0	0	0	1	0	0	.000

On base pct. .333 • Slugging pct. .000

#42 RJ Austin - 37 games (All games)

Date	Opponent	Pos	AB	R	H	RBI	2B	3B	HR	BB	SB	CS	HBP	SAC	SF	GDP	K	PO	A	E	Avg
Feb 17	vs TCU	*3b	4	0	0	1	0	0	0	0	0	0	0	0	0	0	1	1	0	0	.000
Feb 18	vs Oklahoma State	*3b	4	1	2	2	0	0	0	0	1	0	0	0	0	0	1	1	0	0	.250
Feb 19	vs Texas	*3b/2b	5	1	2	0	0	0	0	0	0	0	0	0	0	0	1	0	0	0	.308
Feb 21	CENTRAL ARKANSAS	*3b	4	0	1	0	1	0	0	1	0	0	0	0	0	0	1	0	2	0	.294
Feb 22	UAB	*3b	4	0	2	2	0	0	0	0	0	1	0	0	0	0	1	0	2	0	.333
Feb 24	UCLA	*3b	3	2	2	0	0	0	0	0	0	0	1	0	0	0	1	0	1	0	.375
Feb 25	UCLA	*3b	3	0	2	0	0	0	0	1	0	1	0	0	0	0	1	0	2	0	.407
Feb 26	UCLA	*3b	4	0	0	0	0	0	0	0	0	0	0	0	0	0	0	0	1	0	.355
Feb 28	AUSTIN PEAY	*3b	5	1	0	1	0	0	0	1	0	0	0	0	0	0	2	2	0	0	.306
Mar 03	vs Nebraska	*2b	2	0	0	0	0	0	0	2	0	0	0	0	0	0	0	0	3	0	.289
Mar 04	vs Maryland	*2b	4	2	2	2	0	0	2	1	0	0	0	0	0	0	0	3	5	0	.310
Mar 05	at Minnesota	*2b	4	1	2	1	1	0	0	1	0	0	0	0	0	0	1	1	3	0	.326
Mar 07	TENNESSEE TECH	*2b	5	2	2	2	1	0	0	0	0	0	0	0	0	0	1	3	1	0	.333
Mar 08	EVANSVILLE	*2b	7	0	0	0	0	0	0	0	0	0	1	0	0	1	0	2	2	0	.293
Mar 10	LOYOLA MARYMOUN	*2b	3	1	0	0	0	0	0	1	0	0	0	0	0	0	0	0	2	0	.279
Mar 11	LOYOLA MARYMOUN	*2b	3	0	0	0	0	0	0	1	0	0	0	0	0	0	0	2	2	0	.266
Mar 12	LOYOLA MARYMOUN	*2b	5	1	1	0	1	0	0	0	0	0	0	0	0	0	2	1	0	0	.261
Mar 14	vs Belmont	*2b	5	1	4	2	1	0	0	0	0	1	0	0	0	0	1	2	2	2	.297
Mar 16	OLE MISS	*2b	4	2	0	0	0	0	0	1	0	0	0	0	0	0	1	5	3	0	.282
Mar 17	OLE MISS	*2b	5	1	1	4	0	0	1	0	0	0	0	0	0	0	0	1	1	0	.277
Mar 18	OLE MISS	*2b	4	1	1	0	0	0	0	0	0	0	0	0	0	0	1	0	1	0	.276
Mar 24	at Mississippi State	*2b	4	2	2	1	0	0	0	1	0	0	0	0	0	0	1	1	2	0	.286
Mar 25	at Mississippi State	*2b	5	2	2	0	0	0	0	1	0	0	0	0	0	0	0	3	6	0	.292
Mar 26	at Mississippi State	*2b	5	0	1	0	0	0	0	0	0	0	0	0	0	0	0	2	0	0	.287
Mar 28	LIPSCOMB	*2b	2	1	1	1	1	0	0	2	0	0	1	0	0	0	1	2	1	0	.291
Mar 31	GEORGIA	*2b	3	1	1	3	0	0	1	0	0	0	0	0	1	0	0	2	1	0	.292
Apr 01	GEORGIA	*2b	3	3	1	1	0	0	0	2	1	0	1	0	0	0	0	0	1	0	.294
Apr 02	GEORGIA	*2b	4	1	1	1	0	0	0	0	0	0	0	0	0	0	0	3	1	0	.292
Apr 04	WESTERN KENTUCK	*2b	5	0	2	2	1	0	0	0	0	0	0	0	0	0	0	1	3	0	.297
Apr 06	at Missouri	*2b	3	1	1	0	0	0	0	1	0	0	0	0	0	0	1	2	2	1	.298
Apr 07	at Missouri	*2b	4	0	1	0	0	0	0	0	0	0	0	0	0	0	1	2	2	0	.296
Apr 08	at Missouri	*2b	4	0	2	3	1	0	0	1	1	0	0	0	0	0	0	2	2	1	.302
Apr 11	NORTH ALABAMA	*2b	3	1	0	0	0	0	0	1	0	0	0	0	0	0	0	2	1	1	.295
Apr 14	SOUTH CAROLINA	*2b	4	0	0	0	0	0	0	0	0	0	0	0	0	0	1	2	0	1	.287
Apr 15	SOUTH CAROLINA	*2b	4	0	2	2	0	0	0	0	0	0	0	0	0	0	1	1	2	0	.293
Apr 16	SOUTH CAROLINA	*2b	5	0	0	0	0	0	0	0	0	0	0	0	0	0	3	1	2	0	.283
Apr 18	INDIANA STATE	*2b	3	0	0	0	0	0	0	1	0	0	0	0	0	0	0	3	5	0	.277
Totals		37gs	148	29	41	31	8	0	4	20	3	3	4	0	1	1	25	53	64	6	.277

On base pct. .376 • Slugging pct. .412

2023 Vanderbilt Baseball
Individual Game-by-Game for Vanderbilt (as of Apr 20, 2023)

#51 Enrique Bradfield Jr - 37 games (All games)

Date	Opponent	Pos	AB	R	H	RBI	2B	3B	HR	BB	SB	CS	HBP	SAC	SF	GDP	K	PO	A	E	Avg
Feb 17	vs TCU	*of	3	0	0	1	0	0	0	0	0	0	0	0	1	0	2	3	0	0	.000
Feb 18	vs Oklahoma State	*of	4	2	1	0	0	0	0	1	0	0	0	0	0	0	0	1	0	0	.143
Feb 19	vs Texas	*of	4	1	0	0	0	0	0	1	1	0	0	0	0	0	1	2	0	0	.091
Feb 21	CENTRAL ARKANSAS	*of	4	0	0	0	0	0	0	1	1	0	0	0	0	0	0	0	0	0	.067
Feb 22	UAB	*of	3	1	1	1	0	0	0	0	1	1	1	0	1	0	1	1	0	0	.111
Feb 24	UCLA	*of	4	0	1	2	0	0	0	1	0	0	0	0	0	0	0	5	0	0	.136
Feb 25	UCLA	*of	2	0	1	0	0	0	0	2	0	1	0	0	0	0	0	1	0	0	.167
Feb 26	UCLA	*of	4	0	1	0	0	0	0	0	1	1	0	0	0	0	0	5	0	0	.179
Feb 28	AUSTIN PEAY	*of	3	2	2	1	0	0	0	3	1	0	0	0	0	0	0	5	0	0	.226
Mar 03	vs Nebraska	*of	4	0	0	0	0	0	0	0	0	0	0	0	0	0	1	0	0	0	.200
Mar 04	vs Maryland	*of	5	1	2	2	0	0	1	0	0	0	0	0	0	0	2	0	0	0	.225
Mar 05	at Minnesota	*of	3	1	1	0	0	0	0	1	2	0	1	0	0	0	0	1	0	0	.233
Mar 07	TENNESSEE TECH	*of	4	1	0	0	0	0	0	1	0	0	0	0	0	0	0	2	0	0	.213
Mar 08	EVANSVILLE	*of	7	0	2	1	0	0	0	0	1	0	0	0	1	0	0	5	0	0	.222
Mar 10	LOYOLA MARYMOUN	*of	4	0	1	1	0	0	0	0	0	0	0	0	0	0	2	2	0	0	.224
Mar 11	LOYOLA MARYMOUN	*of	4	0	1	2	1	0	0	0	0	0	0	0	0	0	1	4	0	0	.226
Mar 12	LOYOLA MARYMOUN	*of	5	1	2	2	1	0	0	0	1	0	0	0	0	0	0	3	0	0	.239
Mar 14	vs Belmont	*of	2	3	0	0	0	0	0	4	3	0	0	0	0	0	0	1	0	0	.232
Mar 16	OLE MISS	*of	5	1	1	1	1	0	0	0	0	0	0	0	0	0	2	4	0	0	.230
Mar 17	OLE MISS	*of	5	2	3	0	1	0	0	0	2	1	0	0	0	0	1	4	0	0	.253
Mar 18	OLE MISS	*of	2	1	0	0	0	0	0	2	1	0	0	0	0	0	0	3	0	0	.247
Mar 24	at Mississippi State	*of	3	4	2	1	0	0	1	2	0	0	0	0	0	0	0	2	0	0	.262
Mar 25	at Mississippi State	*of	4	4	3	3	0	0	1	2	2	0	0	0	0	0	0	2	0	0	.284
Mar 26	at Mississippi State	*of	3	1	0	0	0	0	0	1	0	0	0	1	0	0	0	4	0	0	.275
Mar 28	LIPSCOMB	*of	2	4	1	0	0	0	0	3	1	0	0	0	0	0	0	2	0	0	.280
Mar 31	GEORGIA	*of	2	2	0	0	0	0	0	2	2	0	1	0	0	0	1	5	0	0	.274
Apr 01	GEORGIA	*of	5	1	3	2	1	0	1	1	0	0	0	0	0	0	1	8	0	0	.290
Apr 02	GEORGIA	*of	3	1	0	0	0	0	0	1	0	0	1	0	0	0	1	6	0	0	.282
Apr 04	WESTERN KENTUCK	*of	4	2	1	0	0	0	0	1	0	0	0	0	0	0	0	1	0	0	.280
Apr 06	at Missouri	*of	3	1	1	0	1	0	0	1	2	0	0	1	0	0	1	2	1	0	.282
Apr 07	at Missouri	*of	3	2	2	0	0	1	0	2	1	0	0	0	0	0	0	2	0	0	.292
Apr 08	at Missouri	*of	4	1	1	0	0	0	0	1	0	0	0	0	0	0	1	3	0	0	.291
Apr 11	NORTH ALABAMA	*of	2	4	2	0	0	0	0	1	2	0	1	0	0	0	0	1	0	0	.303
Apr 14	SOUTH CAROLINA	*of	3	2	1	0	0	0	0	2	1	0	0	0	0	0	1	2	0	0	.303
Apr 15	SOUTH CAROLINA	*of	3	1	1	0	1	0	0	1	0	0	0	0	0	0	0	1	0	0	.304
Apr 16	SOUTH CAROLINA	*of	4	2	2	1	0	0	1	1	0	0	0	0	0	0	1	1	0	0	.310
Apr 18	INDIANA STATE	*of	4	0	1	1	0	0	0	0	0	0	0	0	0	0	0	3	0	0	.308
Totals		37gs	133	49	41	22	7	1	5	39	26	4	5	2	3	0	20	97	1	0	.308

On base pct. .472 • Slugging pct. .489

2023 Vanderbilt Baseball
Individual Game-by-Game for Vanderbilt (as of Apr 20, 2023)

#16 Jack Bulger - 29 games (All games)

Date	Opponent	Pos	AB	R	H	RBI	2B	3B	HR	BB	SB	CS	HBP	SAC	SF	GDP	K	PO	A	E	Avg
Feb 17	vs TCU	*c	4	0	0	0	0	0	0	0	0	0	0	0	0	0	1	13	0	0	.000
Feb 18	vs Oklahoma State	*c	4	0	0	1	0	0	0	0	0	0	0	0	0	0	0	13	0	0	.000
Feb 21	CENTRAL ARKANSAS	*c	2	0	0	0	0	0	0	2	0	0	0	0	0	0	0	17	1	0	.000
Feb 28	AUSTIN PEAY	*c	3	0	2	1	1	0	0	1	0	0	0	0	0	0	0	6	1	0	.154
Mar 04	vs Maryland	*c	3	0	1	1	0	0	0	1	0	0	0	0	0	0	0	8	1	0	.188
Mar 07	TENNESSEE TECH	*c	2	0	0	0	0	0	0	3	0	0	0	0	0	0	1	15	2	0	.167
Mar 08	EVANSVILLE	*c	2	1	0	0	0	0	0	0	0	0	2	0	0	0	1	14	0	0	.150
Mar 10	LOYOLA MARYMOUN	*c	2	0	0	0	0	0	0	0	0	0	1	0	0	0	0	7	2	0	.136
Mar 11	LOYOLA MARYMOUN	*c	2	1	0	0	0	0	0	1	0	0	0	0	0	0	0	9	0	0	.125
Mar 12	LOYOLA MARYMOUN	ph	1	1	1	0	0	0	0	0	0	0	0	0	0	0	0	0	0	0	.160
Mar 14	vs Belmont	*c	6	4	3	4	1	0	1	0	0	0	0	0	0	1	0	8	0	0	.226
Mar 16	OLE MISS	*c	5	1	1	0	0	0	0	0	0	0	0	0	0	0	0	6	0	0	.222
Mar 17	OLE MISS	*c	4	2	2	2	1	0	0	1	0	0	0	0	0	0	1	10	1	0	.250
Mar 18	OLE MISS	*c	4	2	2	3	0	0	1	0	1	0	0	0	0	0	1	7	0	0	.273
Mar 24	at Mississippi State	*c	3	2	0	1	0	0	0	2	0	0	0	0	0	0	0	5	1	0	.255
Mar 25	at Mississippi State	*c	6	2	2	1	1	0	0	0	0	0	0	0	0	0	0	6	0	0	.264
Mar 26	at Mississippi State	*c	3	3	1	3	0	0	1	2	0	0	0	0	0	0	0	5	0	0	.268
Mar 28	LIPSCOMB	*dh	4	1	0	0	0	0	0	1	0	0	0	0	0	0	1	0	0	0	.250
Mar 31	GEORGIA	*c	4	1	2	0	0	0	0	0	0	0	0	0	0	0	1	13	0	0	.266
Apr 01	GEORGIA	*c	6	1	1	0	0	0	0	0	0	0	0	0	0	0	1	10	0	0	.257
Apr 02	GEORGIA	*c	5	0	1	1	0	0	0	0	0	0	0	0	0	0	0	8	0	0	.253
Apr 04	WESTERN KENTUCK	*dh	5	0	1	0	0	0	0	0	0	0	0	0	0	0	0	0	0	0	.250
Apr 06	at Missouri	*c	5	1	0	0	0	0	0	0	0	0	0	0	0	0	1	5	0	0	.235
Apr 07	at Missouri	*c	3	0	1	2	0	0	0	1	1	0	0	0	0	0	0	10	0	1	.239
Apr 08	at Missouri	*dh	4	0	0	0	0	0	0	1	0	0	0	0	0	0	2	0	0	0	.228
Apr 14	SOUTH CAROLINA	*c	4	0	1	1	0	0	0	0	0	0	0	0	0	1	0	9	1	0	.229
Apr 15	SOUTH CAROLINA	*c	3	2	2	2	0	0	1	1	1	0	0	0	0	0	1	11	1	0	.242
Apr 16	SOUTH CAROLINA	*c	5	1	1	0	1	0	0	0	0	0	0	0	0	0	1	9	0	0	.240
Apr 18	INDIANA STATE	*dh	3	0	1	0	0	0	0	0	0	0	0	0	0	0	2	0	0	0	.243
Totals		28gs	107	26	26	23	5	0	4	17	3	0	3	0	0	2	15	224	11	1	.243

On base pct. .362 • Slugging pct. .402

#8 Chris Maldonado - 26 games (All games)

Date	Opponent	Pos	AB	R	H	RBI	2B	3B	HR	BB	SB	CS	HBP	SAC	SF	GDP	K	PO	A	E	Avg
Feb 19	vs Texas	ph/3b	1	0	0	0	0	0	0	0	0	0	0	0	0	0	0	0	0	0	.000
Feb 26	UCLA	*dh	2	0	0	0	0	0	0	0	0	0	0	0	0	0	1	0	0	0	.000
Mar 04	vs Maryland	*dh	2	0	0	1	0	0	0	1	0	0	0	0	1	0	1	0	0	0	.000
Mar 05	at Minnesota	*dh	5	0	1	1	1	0	0	0	0	0	0	0	0	0	0	0	0	0	.100
Mar 07	TENNESSEE TECH	*dh	3	2	3	2	2	0	0	1	0	0	0	0	0	0	0	0	0	0	.308
Mar 08	EVANSVILLE	*dh	5	0	1	0	1	0	0	0	0	0	1	0	0	0	1	0	0	0	.278
Mar 10	LOYOLA MARYMOUN	*dh	3	0	1	0	1	0	0	0	0	0	0	0	0	0	1	0	0	0	.286
Mar 11	LOYOLA MARYMOUN	*dh	3	0	1	0	0	0	0	0	0	0	0	0	0	1	0	0	0	0	.292
Mar 12	LOYOLA MARYMOUN	*1b	4	1	2	1	1	0	1	0	0	0	0	0	0	0	0	9	1	1	.321
Mar 14	vs Belmont	*dh	5	1	2	2	0	0	0	0	1	0	0	0	0	0	1	0	0	0	.333
Mar 16	OLE MISS	*dh	5	2	3	1	0	0	1	0	0	0	0	0	0	0	1	0	0	0	.368
Mar 17	OLE MISS	*dh	4	0	2	0	1	0	0	1	0	0	0	0	0	0	2	0	0	0	.381
Mar 18	OLE MISS	*dh	3	0	0	0	0	0	0	1	0	0	0	0	0	0	1	0	0	0	.356
Mar 24	at Mississippi State	*dh	4	2	1	1	1	0	0	0	0	0	1	0	0	0	2	0	0	0	.347
Mar 25	at Mississippi State	*dh	4	1	1	3	0	0	1	2	0	0	0	0	0	0	1	0	0	0	.340
Mar 26	at Mississippi State	*dh	4	1	2	1	1	0	0	0	0	0	0	1	0	1	0	0	0	0	.351
Mar 31	GEORGIA	*dh	4	0	0	0	0	0	0	0	0	0	0	0	0	1	1	0	0	0	.328
Apr 01	GEORGIA	*dh	3	3	3	3	2	0	0	2	0	0	0	0	0	0	0	0	0	0	.359
Apr 02	GEORGIA	*dh	4	1	3	1	0	0	1	0	1	0	0	0	0	0	0	0	0	0	.382
Apr 06	at Missouri	*dh	4	0	2	2	0	0	0	0	0	0	0	0	0	0	1	0	0	0	.389
Apr 07	at Missouri	*dh	4	0	0	0	0	0	0	0	0	0	0	0	0	0	1	0	0	0	.368
Apr 11	NORTH ALABAMA	*dh	3	0	1	2	0	0	0	1	0	0	0	0	0	0	0	0	0	0	.367
Apr 14	SOUTH CAROLINA	*dh	4	0	1	0	0	0	0	0	0	0	0	0	0	0	0	0	0	0	.361
Apr 15	SOUTH CAROLINA	*dh	3	0	1	1	0	0	0	0	0	0	0	0	1	0	0	0	0	0	.360
Apr 16	SOUTH CAROLINA	*dh	2	0	0	0	0	0	0	1	0	0	1	0	0	0	2	0	0	0	.352
Apr 18	INDIANA STATE	ph	1	0	1	1	0	0	0	0	0	0	0	0	0	0	0	0	0	0	.360
Totals		24gs	89	14	32	23	11	0	4	10	2	0	3	1	2	3	17	9	1	1	.360

On base pct. .433 • Slugging pct. .618

2023 Vanderbilt Baseball
Individual Game-by-Game for Vanderbilt (as of Apr 20, 2023)

#98 Greysen Carter - 6 games (All games)

Date	Opponent	Pos	AB	R	H	RBI	2B	3B	HR	BB	SB	CS	HBP	SAC	SF	GDP	K	PO	A	E	Avg
Feb 22	UAB	*p	0	0	0	0	0	0	0	0	0	0	0	0	0	0	0	1	0	0	.000
Feb 28	AUSTIN PEAY	p	0	0	0	0	0	0	0	0	0	0	0	0	0	0	0	0	1	0	.000
Mar 05	at Minnesota	*p	0	0	0	0	0	0	0	0	0	0	0	0	0	0	0	0	1	0	.000
Mar 12	LOYOLA MARYMOUN	p	0	0	0	0	0	0	0	0	0	0	0	0	0	0	0	1	0	0	.000
Mar 28	LIPSCOMB	p	0	0	0	0	0	0	0	0	0	0	0	0	0	0	0	1	0	0	.000
Apr 04	WESTERN KENTUCK	*p	0	0	0	0	0	0	0	0	0	0	0	0	0	0	0	0	2	0	.000
Totals		3gs	0	0	0	0	0	0	0	0	0	0	0	0	0	0	0	3	4	0	.000

On base pct. .000 • Slugging pct. .000

#98 Greysen Carter - 8 appearances (All games)

Date	Opponent	GS	IP	H	R	ER	BB	SO	2B	3B	HR	WP	BK	HBP	IBB	Score	W-L	Sv	ERA	NP
Feb 22	UAB	*	3.0	2	1	1	2	4	0	0	0	1	0	0	0	13-1	0-0	0	3.00	61
Feb 28	AUSTIN PEAY		1.0	2	1	1	1	0	0	0	0	0	0	0	0	11-7	1-0	0	4.50	20
Mar 05	at Minnesota	*	3.1	0	0	0	5	3	0	0	0	2	0	0	0	4-0	1-0	0	2.45	73
Mar 12	LOYOLA MARYMOUN		2.1	2	1	1	1	2	0	0	0	0	0	1	0	6-9	1-0	0	2.79	35
Mar 28	LIPSCOMB		5.0	2	1	1	2	5	1	0	0	0	0	1	0	11-1	2-0	0	2.45	76
Apr 04	WESTERN KENTUCK	*	4.0	1	0	0	6	2	0	0	0	1	0	0	0	8-1	2-0	0	1.93	71
Apr 11	NORTH ALABAMA	*	1.0	1	2	2	2	1	0	0	0	0	0	1	0	14-2	2-0	0	2.75	32
Apr 15	SOUTH CAROLINA		2.1	0	0	0	1	1	0	0	0	0	0	0	0	8-5	2-0	0	2.45	32
Totals		4	22.0	10	6	6	20	18	1	0	0	4	0	3	0	75-26	2-0	0	2.45	-

#97 Bryce Cunningham - 4 games (All games)

Date	Opponent	Pos	AB	R	H	RBI	2B	3B	HR	BB	SB	CS	HBP	SAC	SF	GDP	K	PO	A	E	Avg
Feb 19	vs Texas	p	0	0	0	0	0	0	0	0	0	0	0	0	0	0	0	1	0	0	.000
Mar 03	vs Nebraska	p	0	0	0	0	0	0	0	0	0	0	0	0	0	0	0	0	1	0	.000
Apr 06	at Missouri	*p	0	0	0	0	0	0	0	0	0	0	0	0	0	0	0	0	1	0	.000
Apr 14	SOUTH CAROLINA	*p	0	0	0	0	0	0	0	0	0	0	0	0	0	0	0	1	0	0	.000
Totals		2gs	0	0	0	0	0	0	0	0	0	0	0	0	0	0	0	2	2	0	.000

On base pct. .000 • Slugging pct. .000

#97 Bryce Cunningham - 11 appearances (All games)

Date	Opponent	GS	IP	H	R	ER	BB	SO	2B	3B	HR	WP	BK	HBP	IBB	Score	W-L	Sv	ERA	NP
Feb 19	vs Texas		4.0	0	0	0	1	7	0	0	0	0	0	0	0	12-2	0-0	1	0.00	55
Feb 24	UCLA		3.1	4	0	0	0	4	1	0	0	0	0	0	0	6-0	0-0	2	0.00	51
Mar 03	vs Nebraska		2.0	2	1	0	1	1	1	0	0	0	0	0	0	3-5	0-0	2	0.00	39
Mar 07	TENNESSEE TECH		2.0	0	0	0	0	3	0	0	0	0	0	0	0	12-1	0-0	2	0.00	22
Mar 11	LOYOLA MARYMOUN		2.0	0	0	0	0	3	0	0	0	0	0	1	0	2-0	0-0	2	0.00	30
Mar 16	OLE MISS		2.0	1	0	0	1	1	0	0	0	0	0	0	0	12-2	0-0	2	0.00	31
Mar 26	at Mississippi State		0.2	2	4	4	2	0	1	0	1	0	0	0	0	11-7	0-0	2	2.25	24
Mar 28	LIPSCOMB	*	1.0	0	0	0	0	2	0	0	0	0	0	0	0	11-1	0-0	2	2.12	14
Apr 01	GEORGIA		3.2	3	3	3	2	5	1	0	1	0	0	0	0	16-8	1-0	2	3.05	69
Apr 06	at Missouri	*	4.2	3	2	2	4	1	1	0	1	0	0	0	0	7-6	1-0	2	3.20	97
Apr 14	SOUTH CAROLINA	*	5.0	6	6	4	1	7	1	0	4	0	0	1	0	6-14	1-1	2	3.86	89
Totals		3	30.1	21	16	13	12	34	6	0	7	0	0	2	0	98-46	1-1	2	3.86	-

2023 Vanderbilt Baseball
Individual Game-by-Game for Vanderbilt (as of Apr 20, 2023)

#11 Davis Diaz - 37 games (All games)

Date	Opponent	Pos	AB	R	H	RBI	2B	3B	HR	BB	SB	CS	HBP	SAC	SF	GDP	K	PO	A	E	Avg
Feb 17	vs TCU	*ss	3	2	1	0	0	1	0	0	0	0	1	0	0	0	1	0	0	0	.333
Feb 18	vs Oklahoma State	*ss	4	1	1	0	0	0	0	0	0	0	0	0	0	0	0	2	2	3	.286
Feb 19	vs Texas	*ss	2	2	0	0	0	0	0	1	0	0	2	0	0	0	0	2	0	0	.222
Feb 21	CENTRAL ARKANSAS	*ss	3	1	0	0	0	0	0	0	0	0	1	0	0	0	1	0	3	0	.167
Feb 22	UAB	*ss	3	3	2	2	0	0	0	0	0	0	0	0	1	0	0	2	2	0	.267
Feb 24	UCLA	*ss	4	1	1	3	0	0	0	0	0	0	0	0	0	0	1	2	2	0	.263
Feb 25	UCLA	*ss	4	0	0	0	0	0	0	0	0	0	0	0	0	0	0	1	3	0	.217
Feb 26	UCLA	*ss	2	1	1	2	0	0	1	1	0	0	0	0	0	0	1	1	1	0	.240
Feb 28	AUSTIN PEAY	*ss	5	0	1	0	0	0	0	0	0	0	0	0	0	0	0	1	1	1	.233
Mar 03	vs Nebraska	*3b	3	0	0	0	0	0	0	0	0	0	1	0	0	0	0	1	0	0	.212
Mar 04	vs Maryland	*3b	4	1	1	1	1	0	0	0	0	0	0	0	0	0	1	0	3	1	.216
Mar 05	at Minnesota	*3b	2	0	0	1	0	0	0	2	0	0	0	0	1	0	0	1	3	0	.205
Mar 07	TENNESSEE TECH	*3b	4	1	2	3	0	0	1	1	0	0	0	0	0	0	0	0	3	0	.233
Mar 08	EVANSVILLE	*3b	8	0	3	0	0	0	0	0	0	0	0	0	0	0	0	0	3	0	.255
Mar 10	LOYOLA MARYMOUN	*3b	4	0	1	1	0	0	0	0	0	0	0	0	0	0	0	0	3	0	.255
Mar 11	LOYOLA MARYMOUN	*3b	3	0	0	0	0	0	0	1	0	0	0	0	0	0	0	0	2	0	.241
Mar 12	LOYOLA MARYMOUN	*3b	4	0	1	0	0	0	0	1	0	0	0	0	0	0	1	1	2	0	.242
Mar 14	vs Belmont	*3b	3	3	0	0	0	0	0	3	0	0	0	0	0	0	1	0	1	0	.231
Mar 16	OLE MISS	*3b	4	1	2	0	0	0	0	1	0	0	0	0	0	0	2	0	1	0	.246
Mar 17	OLE MISS	*3b	5	0	1	0	0	0	0	0	0	0	0	0	0	0	0	1	1	0	.243
Mar 18	OLE MISS	*3b	2	2	1	0	0	0	0	1	1	0	1	0	0	0	0	1	4	0	.250
Mar 24	at Mississippi State	*3b	4	4	2	1	0	0	0	2	0	0	0	0	0	0	1	4	2	0	.262
Mar 25	at Mississippi State	*3b	6	2	2	4	0	0	1	0	0	0	0	0	0	0	1	1	2	0	.267
Mar 26	at Mississippi State	*3b	3	3	2	3	0	0	2	2	0	0	0	0	0	0	1	0	1	0	.281
Mar 28	LIPSCOMB	*3b	4	1	3	2	0	0	0	0	1	0	1	0	0	0	0	1	0	0	.301
Mar 31	GEORGIA	*3b	4	1	2	2	0	0	0	1	0	0	0	0	0	0	0	0	1	0	.309
Apr 01	GEORGIA	*3b	5	1	1	1	0	0	0	1	0	1	0	0	0	0	0	0	1	0	.304
Apr 02	GEORGIA	*3b	4	0	1	0	0	0	0	1	0	0	0	0	0	0	0	0	1	0	.302
Apr 04	WESTERN KENTUCK	*3b	3	1	1	1	1	0	0	2	0	0	0	0	0	0	1	1	4	0	.303
Apr 06	at Missouri	*3b	4	1	0	0	0	0	0	1	0	0	0	0	0	0	2	2	5	0	.292
Apr 07	at Missouri	*3b	5	0	0	0	0	0	0	0	0	0	0	0	0	0	1	1	3	0	.280
Apr 08	at Missouri	*3b	4	1	0	0	0	0	0	1	0	0	0	0	0	0	1	0	2	0	.270
Apr 11	NORTH ALABAMA	*3b	2	0	1	4	0	0	0	2	0	0	0	0	1	0	0	0	2	0	.274
Apr 14	SOUTH CAROLINA	*3b	5	1	2	2	1	0	0	0	0	0	0	0	0	0	1	2	3	0	.279
Apr 15	SOUTH CAROLINA	*3b	3	2	0	0	0	0	0	0	0	0	0	1	0	0	1	1	3	0	.273
Apr 16	SOUTH CAROLINA	*3b	4	1	0	0	0	0	0	0	0	0	1	0	0	0	1	1	1	0	.265
Apr 18	INDIANA STATE	*3b	5	0	0	0	0	0	0	0	0	0	0	0	0	0	1	0	2	0	.255
Totals		37gs	141	38	36	33	3	1	5	25	2	1	8	1	3	0	21	30	73	5	.255

On base pct. .390 • Slugging pct. .397

#80 Andrew Dutkanych IV - 1 game (All games)

Date	Opponent	Pos	AB	R	H	RBI	2B	3B	HR	BB	SB	CS	HBP	SAC	SF	GDP	K	PO	A	E	Avg
Mar 04	vs Maryland	p	0	0	0	0	0	0	0	0	0	0	0	0	0	0	0	0	1	0	.000
Totals		0gs	0	0	0	0	0	0	0	0	0	0	0	0	0	0	0	0	1	0	.000

On base pct. .000 • Slugging pct. .000

#80 Andrew Dutkanych IV - 4 appearances (All games)

Date	Opponent	GS	IP	H	R	ER	BB	SO	2B	3B	HR	WP	BK	HBP	IBB	Score	W-L	Sv	ERA	NP
Feb 18	vs Oklahoma State		2.0	1	1	0	5	2	0	0	0	1	0	0	0	11-9	1-0	0	0.00	54
Feb 26	UCLA		1.0	2	1	1	1	2	1	0	0	0	0	0	0	2-1	1-0	0	3.00	26
Mar 04	vs Maryland		3.0	1	1	1	2	2	0	0	1	1	0	0	0	8-7	1-0	0	3.00	55
Mar 08	EVANSVILLE	*	0.1	0	0	0	1	0	0	0	0	0	0	0	0	2-1	1-0	0	2.84	9
Totals		1	6.1	4	3	2	9	6	1	0	1	2	0	0	0	23-18	1-0	0	2.84	-

2023 Vanderbilt Baseball
Individual Game-by-Game for Vanderbilt (as of Apr 20, 2023)

#45 Alan Espinal - 18 games (All games)

Date	Opponent	Pos	AB	R	H	RBI	2B	3B	HR	BB	SB	CS	HBP	SAC	SF	GDP	K	PO	A	E	Avg
Feb 19	vs Texas	*c	5	1	1	4	0	0	1	0	0	0	0	0	0	0	3	11	1	0	.200
Feb 22	UAB	*c	2	2	2	5	0	0	2	2	0	0	0	0	0	0	0	7	0	0	.429
Feb 24	UCLA	*c	3	1	1	0	0	0	0	1	0	0	0	0	0	0	1	11	0	0	.400
Feb 25	UCLA	*c	3	0	0	0	0	0	0	0	0	0	0	0	0	0	1	10	1	0	.308
Feb 26	UCLA	*c	3	0	0	0	0	0	0	0	0	0	0	0	0	0	1	12	2	0	.250
Feb 28	AUSTIN PEAY	c	1	0	0	0	0	0	0	0	0	0	0	0	0	0	1	3	0	0	.235
Mar 03	vs Nebraska	*c	3	0	0	0	0	0	0	1	0	0	0	0	0	0	0	11	0	0	.200
Mar 05	at Minnesota	*c	3	1	1	0	0	0	0	1	0	0	0	0	0	0	1	12	0	0	.217
Mar 08	EVANSVILLE	c	3	0	0	0	0	0	0	0	0	0	0	0	0	0	1	12	1	0	.192
Mar 10	LOYOLA MARYMOUN	c	0	0	0	0	0	0	0	0	0	0	0	0	0	0	0	2	0	0	.192
Mar 12	LOYOLA MARYMOUN	*c	3	0	0	0	0	0	0	0	0	0	0	0	0	0	2	8	1	0	.172
Mar 24	at Mississippi State	ph/c	1	1	1	1	0	0	0	0	0	0	0	0	0	0	0	2	0	0	.200
Mar 28	LIPSCOMB	*c	3	2	1	2	0	0	1	1	0	0	1	0	0	0	2	6	2	0	.212
Apr 04	WESTERN KENTUCK	*c	3	0	1	1	0	0	0	1	0	0	0	0	0	0	0	7	0	0	.222
Apr 08	at Missouri	*c	4	0	2	0	0	0	0	0	0	0	0	0	0	0	2	6	1	0	.250
Apr 11	NORTH ALABAMA	*c	3	3	1	1	1	0	0	1	0	0	0	0	0	0	1	9	1	0	.256
Apr 14	SOUTH CAROLINA	c	0	0	0	0	0	0	0	0	0	0	0	0	0	0	0	2	0	0	.256
Apr 18	INDIANA STATE	*c	4	0	0	0	0	0	0	0	0	0	0	0	0	0	3	9	1	0	.234
Totals		13gs	47	11	11	14	1	0	4	8	0	0	1	0	0	0	19	140	11	0	.234

On base pct. .357 • Slugging pct. .511

#95 Devin Futrell - 6 games (All games)

Date	Opponent	Pos	AB	R	H	RBI	2B	3B	HR	BB	SB	CS	HBP	SAC	SF	GDP	K	PO	A	E	Avg
Feb 19	vs Texas	*p	0	0	0	0	0	0	0	0	0	0	0	0	0	0	0	1	1	0	.000
Feb 26	UCLA	*p	0	0	0	0	0	0	0	0	0	0	0	0	0	0	0	0	1	0	.000
Mar 07	TENNESSEE TECH	p	0	0	0	0	0	0	0	0	0	0	0	0	0	0	0	0	0	1	.000
Mar 12	LOYOLA MARYMOUN	*p	0	0	0	0	0	0	0	0	0	0	0	0	0	0	0	0	1	0	.000
Apr 08	at Missouri	*p	0	0	0	0	0	0	0	0	0	0	0	0	0	0	0	0	1	0	.000
Apr 16	SOUTH CAROLINA	*p	0	0	0	0	0	0	0	0	0	0	0	0	0	0	0	0	1	0	.000
Totals		5gs	0	0	0	0	0	0	0	0	0	0	0	0	0	0	0	1	5	1	.000

On base pct. .000 • Slugging pct. .000

#95 Devin Futrell - 9 appearances (All games)

Date	Opponent	GS	IP	H	R	ER	BB	SO	2B	3B	HR	WP	BK	HBP	IBB	Score	W-L	Sv	ERA	NP
Feb 19	vs Texas	*	5.0	3	2	2	3	5	1	0	1	0	0	0	0	12-2	1-0	0	3.60	76
Feb 26	UCLA	*	5.0	2	0	0	3	4	0	0	0	0	0	0	0	2-1	2-0	0	1.80	85
Mar 07	TENNESSEE TECH		1.1	1	0	0	0	4	0	0	0	0	0	0	0	12-1	3-0	0	1.59	29
Mar 12	LOYOLA MARYMOUN	*	4.1	2	3	3	2	3	1	0	0	0	0	2	0	6-9	3-1	0	2.87	63
Mar 18	OLE MISS	*	5.0	3	2	2	0	2	1	0	2	0	0	0	0	7-2	4-1	0	3.05	65
Mar 26	at Mississippi State	*	4.2	6	3	3	1	2	1	0	2	0	0	1	0	11-7	4-1	0	3.55	58
Apr 02	GEORGIA	*	8.0	3	0	0	0	7	1	0	0	0	0	0	0	4-0	5-1	0	2.70	111
Apr 08	at Missouri	*	7.1	5	0	0	0	6	0	0	0	0	0	1	0	5-0	6-1	0	2.21	91
Apr 16	SOUTH CAROLINA	*	5.1	4	2	2	3	7	2	0	1	0	0	0	1	6-4	6-1	0	2.35	86
Totals		8	46.0	29	12	12	12	40	7	0	6	0	0	4	1	65-26	6-1	0	2.35	-

#17 Ryan Ginther - 4 games (All games)

Date	Opponent	Pos	AB	R	H	RBI	2B	3B	HR	BB	SB	CS	HBP	SAC	SF	GDP	K	PO	A	E	Avg
Mar 14	vs Belmont	p	0	0	0	0	0	0	0	0	0	0	0	0	0	0	0	0	2	0	.000
Mar 25	at Mississippi State	p	0	0	0	0	0	0	0	0	0	0	0	0	0	0	0	1	0	0	.000
Mar 28	LIPSCOMB	p	0	0	0	0	0	0	0	0	0	0	0	0	0	0	0	0	1	0	.000
Apr 06	at Missouri	p	0	0	0	0	0	0	0	0	0	0	0	0	0	0	0	0	1	0	.000
Totals		0gs	0	0	0	0	0	0	0	0	0	0	0	0	0	0	0	1	4	0	.000

On base pct. .000 • Slugging pct. .000

2023 Vanderbilt Baseball
Individual Game-by-Game for Vanderbilt (as of Apr 20, 2023)

#17 Ryan Ginther - 12 appearances (All games)

Date	Opponent	GS	IP	H	R	ER	BB	SO	2B	3B	HR	WP	BK	HBP	IBB	Score	W-L	Sv	ERA	NP
Feb 18	vs Oklahoma State		1.1	5	5	5	0	2	2	0	1	0	0	0	0	11-9	0-0	0	33.75	34
Feb 22	UAB		2.0	1	0	0	0	2	0	0	0	0	0	0	0	13-1	0-0	0	13.50	17
Feb 25	UCLA		1.2	0	0	0	0	2	0	0	0	0	0	0	0	0-3	0-0	0	9.00	19
Feb 28	AUSTIN PEAY		2.0	1	0	0	0	3	0	0	0	0	0	0	0	11-7	0-0	0	6.43	35
Mar 05	at Minnesota		1.0	0	0	0	0	0	0	0	0	0	0	0	0	4-0	0-0	0	5.62	8
Mar 08	EVANSVILLE		4.0	2	0	0	2	7	0	0	0	1	0	1	0	2-1	0-0	0	3.75	77
Mar 14	vs Belmont		1.0	2	1	1	1	0	1	0	0	0	0	0	0	15-6	0-0	0	4.15	21
Mar 25	at Mississippi State		0.1	1	1	1	0	0	0	0	0	0	0	0	0	18-5	0-0	0	4.72	9
Mar 28	LIPSCOMB		1.0	0	0	0	0	1	0	0	0	0	0	0	0	11-1	0-0	0	4.40	18
Apr 06	at Missouri		2.0	1	0	0	2	2	0	0	0	0	0	1	0	7-6	1-0	0	3.86	34
Apr 08	at Missouri		0.1	0	0	0	0	0	0	0	0	0	0	0	0	5-0	1-0	0	3.78	6
Apr 16	SOUTH CAROLINA		3.2	2	2	2	0	2	1	0	1	0	0	1	0	6-4	2-0	0	3.98	52
Totals		0	20.1	15	9	9	5	21	4	0	2	1	0	3	0	103-43	2-0	0	3.98	-

#21 Calvin Hewett - 32 games (All games)

Date	Opponent	Pos	AB	R	H	RBI	2B	3B	HR	BB	SB	CS	HBP	SAC	SF	GDP	K	PO	A	E	Avg
Feb 17	vs TCU	*of	2	1	1	0	0	0	0	0	1	0	2	0	0	0	0	0	0	0	.500
Feb 18	vs Oklahoma State	*of	4	2	2	2	1	1	0	1	0	0	0	0	0	0	0	3	0	0	.500
Feb 19	vs Texas	*of/of	5	2	0	0	0	0	0	0	3	0	0	0	0	0	1	3	0	0	.273
Feb 21	CENTRAL ARKANSAS	*of	4	1	1	0	0	0	0	0	1	0	0	0	0	0	0	2	0	1	.267
Feb 22	UAB	*of	2	2	1	0	0	0	0	1	1	0	1	0	0	1	0	0	0	0	.294
Feb 24	UCLA	*of	3	0	0	0	0	0	0	0	0	0	1	0	0	0	1	0	0	0	.250
Feb 25	UCLA	*of	3	0	1	0	0	0	0	1	0	0	0	0	0	0	1	2	0	0	.261
Feb 26	UCLA	*of	3	0	0	0	0	0	0	0	0	0	0	0	0	0	2	1	0	0	.231
Feb 28	AUSTIN PEAY	*of	3	0	0	0	0	0	0	0	0	0	0	0	0	0	3	1	0	0	.207
Mar 03	vs Nebraska	of	0	0	0	0	0	0	0	0	0	0	0	0	0	0	0	0	0	0	.207
Mar 04	vs Maryland	ph	1	1	1	0	0	0	0	0	0	0	0	0	0	0	0	0	0	0	.233
Mar 05	at Minnesota	*of	5	0	0	0	0	0	0	0	0	0	0	0	0	0	1	2	0	0	.200
Mar 08	EVANSVILLE	of	3	0	1	0	0	0	0	0	0	0	0	0	0	0	0	1	0	0	.211
Mar 10	LOYOLA MARYMOUN	pr/of	0	1	0	0	0	0	0	0	0	0	0	0	0	0	0	1	0	0	.211
Mar 11	LOYOLA MARYMOUN	of	0	0	0	0	0	0	0	0	0	0	0	0	0	0	0	0	0	0	.211
Mar 12	LOYOLA MARYMOUN	*of	3	0	0	0	0	0	0	0	0	0	0	0	0	0	2	0	0	0	.195
Mar 14	vs Belmont	ph/of	2	1	0	0	0	0	0	0	0	0	0	0	0	0	1	0	0	0	.186
Mar 17	OLE MISS	of	0	0	0	0	0	0	0	0	0	0	0	0	0	0	0	0	0	0	.186
Mar 18	OLE MISS	of	1	0	1	0	0	0	0	0	0	0	0	0	0	0	0	0	0	0	.205
Mar 24	at Mississippi State	of	1	1	1	0	0	0	0	0	0	0	0	0	0	0	0	0	0	0	.222
Mar 25	at Mississippi State	of	2	1	0	1	0	0	0	0	0	0	1	0	0	0	0	0	0	0	.213
Mar 26	at Mississippi State	of	1	0	0	0	0	0	0	0	0	0	0	0	0	0	1	1	0	0	.208
Mar 31	GEORGIA	of	1	1	1	0	0	0	0	0	2	0	0	0	0	0	0	0	0	0	.224
Apr 01	GEORGIA	of	1	1	1	0	0	0	0	0	0	0	0	0	0	0	0	1	0	0	.240
Apr 02	GEORGIA	of	0	0	0	0	0	0	0	0	0	0	0	0	0	0	0	1	0	0	.240
Apr 06	at Missouri	of	1	0	1	1	0	0	0	0	0	0	0	0	0	0	0	2	0	0	.255
Apr 07	at Missouri	of	0	0	0	0	0	0	0	0	1	0	1	0	0	0	0	0	0	0	.255
Apr 08	at Missouri	of	1	0	0	0	0	0	0	0	0	0	0	0	0	0	1	2	0	0	.250
Apr 11	NORTH ALABAMA	ph/of	1	1	1	0	0	0	0	0	0	0	0	0	0	0	0	0	0	0	.264
Apr 15	SOUTH CAROLINA	of	1	0	0	0	0	0	0	0	0	0	0	0	0	0	0	0	0	0	.259
Apr 16	SOUTH CAROLINA	of	1	0	1	0	1	0	0	0	1	0	0	0	0	0	0	0	0	0	.273
Apr 18	INDIANA STATE	of	1	0	0	0	0	0	0	0	0	0	0	0	0	0	0	0	0	0	.268
Totals		11gs	56	16	15	4	2	1	0	3	10	0	6	0	0	1	14	23	0	1	.268

On base pct. .369 • Slugging pct. .339

#40 Sam Hliboki - 2 games (All games)

Date	Opponent	Pos	AB	R	H	RBI	2B	3B	HR	BB	SB	CS	HBP	SAC	SF	GDP	K	PO	A	E	Avg
Apr 07	at Missouri	p	0	0	0	0	0	0	0	0	0	0	0	0	0	0	0	1	0	0	.000
Apr 14	SOUTH CAROLINA	p	0	0	0	0	0	0	0	0	0	0	0	0	0	0	0	0	1	0	.000
Totals		0gs	0	0	0	0	0	0	0	0	0	0	0	0	0	0	0	1	1	0	.000

On base pct. .000 • Slugging pct. .000

2023 Vanderbilt Baseball
Individual Game-by-Game for Vanderbilt (as of Apr 20, 2023)

#40 Sam Hliboki - 10 appearances (All games)

Date	Opponent	GS	IP	H	R	ER	BB	SO	2B	3B	HR	WP	BK	HBP	IBB	Score	W-L	Sv	ERA	NP
Feb 17	vs TCU		2.1	4	5	5	1	5	1	0	1	0	0	1	0	4-11	0-1	0	19.29	55
Feb 25	UCLA		1.2	2	2	2	1	2	0	0	2	0	0	0	0	0-3	0-2	0	15.75	31
Feb 28	AUSTIN PEAY		1.1	2	1	1	0	1	0	0	1	0	0	0	0	11-7	0-2	0	13.50	13
Mar 05	at Minnesota		3.2	0	0	0	1	8	0	0	0	0	0	1	0	4-0	1-2	0	8.00	53
Mar 10	LOYOLA MARYMOUN		3.0	0	0	0	0	3	0	0	0	0	0	0	0	2-1	2-2	0	6.00	38
Mar 18	OLE MISS		2.0	1	0	0	0	3	0	0	0	0	0	0	0	7-2	2-2	0	5.14	32
Mar 26	at Mississippi State		2.2	1	0	0	1	1	0	0	0	0	0	0	0	11-7	3-2	0	4.32	38
Mar 31	GEORGIA		2.0	3	0	0	0	3	0	0	0	0	0	0	0	9-2	3-2	0	3.86	45
Apr 07	at Missouri		3.1	4	2	2	0	4	0	0	0	0	0	0	0	4-5	3-3	0	4.09	54
Apr 14	SOUTH CAROLINA		2.0	7	7	7	0	1	1	1	1	0	0	1	0	6-14	3-3	0	6.38	55
Totals		0	24.0	24	17	17	4	31	2	1	5	0	0	3	0	58-52	3-3	0	6.38	-

#20 Carter Holton - 3 games (All games)

Date	Opponent	Pos	AB	R	H	RBI	2B	3B	HR	BB	SB	CS	HBP	SAC	SF	GDP	K	PO	A	E	Avg
Feb 17	vs TCU	*p	0	0	0	0	0	0	0	0	0	0	0	0	0	0	0	1	0	0	.000
Mar 03	vs Nebraska	*p	0	0	0	0	0	0	0	0	0	0	0	0	0	0	0	0	1	0	.000
Mar 10	LOYOLA MARYMOUN	*p	0	0	0	0	0	0	0	0	0	0	0	0	0	0	0	1	1	0	.000
Totals		3gs	0	0	0	0	0	0	0	0	0	0	0	0	0	0	0	2	2	0	.000

On base pct. .000 • Slugging pct. .000

#20 Carter Holton - 8 appearances (All games)

Date	Opponent	GS	IP	H	R	ER	BB	SO	2B	3B	HR	WP	BK	HBP	IBB	Score	W-L	Sv	ERA	NP
Feb 17	vs TCU	*	3.2	4	2	2	2	4	2	0	0	2	0	2	0	4-11	0-0	0	4.91	80
Feb 24	UCLA	*	5.2	1	0	0	3	7	0	0	0	1	0	0	0	6-0	1-0	0	1.93	88
Mar 03	vs Nebraska	*	5.0	8	2	2	1	7	5	0	0	0	0	1	0	3-5	1-0	0	2.51	89
Mar 10	LOYOLA MARYMOUN	*	6.0	3	1	1	1	7	2	0	1	0	0	1	0	2-1	1-0	0	2.21	99
Mar 16	OLE MISS	*	6.0	6	2	2	0	5	1	0	0	0	0	1	0	12-2	2-0	0	2.39	95
Mar 24	at Mississippi State	*	5.0	4	2	2	3	5	1	0	0	1	0	0	0	26-3	3-0	0	2.59	79
Mar 31	GEORGIA	*	7.0	3	2	2	2	10	1	0	1	0	0	0	0	9-2	4-0	0	2.58	99
Apr 15	SOUTH CAROLINA	*	0.2	2	4	4	4	1	1	0	0	0	0	1	0	8-5	4-0	0	3.46	44
Totals		8	39.0	31	15	15	16	46	13	0	2	4	0	6	0	70-29	4-0	0	3.46	-

#38 David Horn - 4 appearances (All games)

Date	Opponent	GS	IP	H	R	ER	BB	SO	2B	3B	HR	WP	BK	HBP	IBB	Score	W-L	Sv	ERA	NP
Feb 17	vs TCU		1.0	1	0	0	0	2	1	0	0	0	0	0	0	4-11	0-0	0	0.00	15
Feb 22	UAB		2.0	0	0	0	2	1	0	0	0	1	0	0	0	13-1	1-0	0	0.00	41
Apr 11	NORTH ALABAMA		1.0	0	0	0	1	2	0	0	0	0	0	0	0	14-2	1-0	0	0.00	18
Apr 18	INDIANA STATE		2.0	3	7	6	4	1	1	0	1	0	0	1	0	2-10	1-0	0	9.00	53
Totals		0	6.0	4	7	6	7	6	2	0	1	1	0	1	0	33-24	1-0	0	9.00	-

#19 Troy LaNeve - 8 games (All games)

Date	Opponent	Pos	AB	R	H	RBI	2B	3B	HR	BB	SB	CS	HBP	SAC	SF	GDP	K	PO	A	E	Avg
Feb 19	vs Texas	ph	1	0	0	0	0	0	0	0	0	0	0	0	0	0	1	0	0	0	.000
Feb 26	UCLA	ph	1	0	0	0	0	0	0	0	0	0	0	0	0	0	1	0	0	0	.000
Feb 28	AUSTIN PEAY	ph	2	0	1	2	1	0	0	0	0	0	0	0	0	0	1	0	0	0	.250
Mar 03	vs Nebraska	ph	1	0	0	0	0	0	0	0	0	0	0	0	0	0	1	0	0	0	.200
Mar 07	TENNESSEE TECH	ph	1	0	0	0	0	0	0	0	0	0	0	0	0	0	1	0	0	0	.167
Mar 24	at Mississippi State	ph/dh	0	1	0	0	0	0	0	1	0	0	0	0	0	0	0	0	0	0	.167
Apr 11	NORTH ALABAMA	ph	1	0	0	0	0	0	0	0	0	0	0	0	0	0	0	0	0	0	.143
Apr 18	INDIANA STATE	ph/dh	1	0	0	0	0	0	0	0	0	0	0	0	0	0	1	0	0	0	.125
Totals		0gs	8	1	1	2	1	0	0	1	0	0	0	0	0	0	6	0	0	0	.125

On base pct. .222 • Slugging pct. .250

2023 Vanderbilt Baseball
Individual Game-by-Game for Vanderbilt (as of Apr 20, 2023)

#10 T.J. McKenzie - 13 games (All games)

Date	Opponent	Pos	AB	R	H	RBI	2B	3B	HR	BB	SB	CS	HBP	SAC	SF	GDP	K	PO	A	E	Avg
Feb 18	vs Oklahoma State	pr/of	0	0	0	0	0	0	0	0	0	0	0	0	0	0	0	0	0	0	.000
Feb 19	vs Texas	*of	4	1	2	1	2	0	0	0	0	1	0	0	0	0	0	2	0	0	.500
Feb 21	CENTRAL ARKANSAS	*of	3	0	0	0	0	0	0	1	0	0	0	0	0	0	1	1	0	0	.286
Feb 25	UCLA	*of	4	0	0	0	0	0	0	0	0	0	0	0	0	0	2	1	0	0	.182
Feb 28	AUSTIN PEAY	of	0	0	0	0	0	0	0	0	0	0	0	0	0	0	0	0	0	0	.182
Mar 03	vs Nebraska	*of	2	0	0	0	0	0	0	0	0	0	0	0	0	1	0	0	0	0	.154
Mar 04	vs Maryland	*of	2	0	0	0	0	0	0	0	0	0	0	0	0	0	1	1	0	1	.133
Mar 07	TENNESSEE TECH	of	0	0	0	0	0	0	0	0	0	0	0	0	0	0	0	0	0	0	.133
Mar 08	EVANSVILLE	pr/dh	1	0	0	0	0	0	0	1	1	1	0	0	0	0	1	0	0	0	.125
Mar 24	at Mississippi State	of	1	0	1	0	0	0	0	0	0	0	0	0	0	0	0	0	1	0	.176
Mar 28	LIPSCOMB	ph	1	0	0	0	0	0	0	0	0	0	0	0	0	0	1	0	0	0	.167
Apr 11	NORTH ALABAMA	of/of	1	0	0	0	0	0	0	0	0	0	0	0	0	0	0	0	0	0	.158
Apr 18	INDIANA STATE	of	0	1	0	0	0	0	0	1	0	0	0	0	0	0	0	1	0	0	.158
Totals		5gs	19	2	3	1	2	0	0	3	1	2	0	0	0	1	6	6	1	1	.158

On base pct. .273 • Slugging pct. .263

#36 Grayson Moore - 5 appearances (All games)

Date	Opponent	GS	IP	H	R	ER	BB	SO	2B	3B	HR	WP	BK	HBP	IBB	Score	W-L	Sv	ERA	NP
Feb 17	vs TCU		1.0	3	4	4	0	2	1	0	0	0	0	2	0	4-11	0-0	0	36.00	31
Feb 21	CENTRAL ARKANSAS		3.2	2	3	2	1	8	0	0	0	0	0	0	0	4-5	0-0	0	11.57	69
Feb 28	AUSTIN PEAY		3.0	1	1	1	1	4	0	0	1	0	0	0	0	11-7	0-0	0	8.22	54
Mar 07	TENNESSEE TECH	*	3.2	5	1	1	2	5	1	0	0	0	0	0	0	12-1	0-0	0	6.35	74
Mar 14	vs Belmont	*	3.0	4	2	0	3	5	1	0	0	0	0	0	0	15-6	0-0	0	5.02	61
Totals		2	14.1	15	11	8	7	24	3	0	1	0	0	2	0	46-30	0-0	0	5.02	-

#29 Nick Maldonado - 3 games (All games)

Date	Opponent	Pos	AB	R	H	RBI	2B	3B	HR	BB	SB	CS	HBP	SAC	SF	GDP	K	PO	A	E	Avg
Mar 04	vs Maryland	p	0	0	0	0	0	0	0	0	0	0	0	0	0	0	0	1	0	0	.000
Mar 05	at Minnesota	p	0	0	0	0	0	0	0	0	0	0	0	0	0	0	0	1	0	0	.000
Mar 08	EVANSVILLE	p	0	0	0	0	0	0	0	0	0	0	0	0	0	0	0	0	1	0	.000
Totals		0gs	0	0	0	0	0	0	0	0	0	0	0	0	0	0	0	2	1	0	.000

On base pct. .000 • Slugging pct. .000

#29 Nick Maldonado - 14 appearances (All games)

Date	Opponent	GS	IP	H	R	ER	BB	SO	2B	3B	HR	WP	BK	HBP	IBB	Score	W-L	Sv	ERA	NP
Feb 18	vs Oklahoma State		1.0	0	0	0	0	1	0	0	0	0	0	0	0	11-9	0-0	1	0.00	12
Feb 21	CENTRAL ARKANSAS		1.0	1	0	0	0	2	0	0	0	0	0	0	0	4-5	0-0	1	0.00	12
Feb 26	UCLA		3.0	1	0	0	1	8	0	0	0	0	0	0	0	2-1	0-0	2	0.00	47
Mar 04	vs Maryland		1.0	0	0	0	0	0	0	0	0	0	0	0	0	8-7	1-0	2	0.00	16
Mar 05	at Minnesota		1.0	0	0	0	0	1	0	0	0	0	0	0	0	4-0	1-0	2	0.00	7
Mar 08	EVANSVILLE		1.2	0	0	0	1	1	0	0	0	0	0	0	0	2-1	1-0	2	0.00	30
Mar 11	LOYOLA MARYMOUN		1.0	0	0	0	0	2	0	0	0	0	0	1	0	2-0	1-0	3	0.00	14
Mar 18	OLE MISS		2.0	0	0	0	2	1	0	0	0	0	0	0	0	7-2	1-0	3	0.00	19
Mar 25	at Mississippi State		0.2	1	0	0	0	0	1	0	0	1	0	0	0	18-5	1-0	3	0.00	11
Mar 26	at Mississippi State		1.0	0	0	0	0	1	0	0	0	0	0	0	0	11-7	1-0	3	0.00	12
Apr 02	GEORGIA		1.0	1	0	0	0	1	0	0	0	0	0	0	0	4-0	1-0	3	0.00	12
Apr 06	at Missouri		1.2	1	0	0	1	0	1	0	0	0	0	0	0	7-6	1-0	4	0.00	27
Apr 08	at Missouri		1.0	0	0	0	0	0	0	0	0	0	0	0	0	5-0	1-0	4	0.00	10
Apr 15	SOUTH CAROLINA		2.0	1	1	1	0	4	0	0	1	0	0	0	0	8-5	1-0	4	0.47	26
Totals		0	19.0	6	1	1	5	22	2	0	1	1	0	1	0	93-48	1-0	4	0.47	-

2023 Vanderbilt Baseball
Individual Game-by-Game for Vanderbilt (as of Apr 20, 2023)

#25 Parker Noland - 36 games (All games)

Date	Opponent	Pos	AB	R	H	RBI	2B	3B	HR	BB	SB	CS	HBP	SAC	SF	GDP	K	PO	A	E	Avg
Feb 17	vs TCU	*1b	3	0	0	1	0	0	0	1	0	0	0	0	0	0	0	1	0	0	.000
Feb 18	vs Oklahoma State	*1b	4	1	2	2	0	0	0	0	0	0	0	0	0	0	2	3	0	0	.286
Feb 19	vs Texas	*1b	5	1	3	1	1	1	0	0	0	0	0	0	0	0	0	3	0	1	.417
Feb 21	CENTRAL ARKANSAS	*1b	4	0	0	0	0	0	0	0	0	0	0	0	0	0	1	5	0	0	.312
Feb 22	UAB	*1b	3	0	0	0	0	0	0	0	0	0	0	1	0	0	0	8	1	0	.263
Feb 24	UCLA	*1b	3	1	1	0	0	0	0	0	0	0	1	0	0	0	2	6	0	1	.273
Feb 25	UCLA	*1b	4	0	1	0	0	0	0	0	0	0	0	0	0	0	1	9	1	0	.269
Feb 26	UCLA	*1b	2	0	0	0	0	0	0	1	0	0	0	0	0	0	0	5	1	0	.250
Feb 28	AUSTIN PEAY	*1b	5	1	1	0	0	0	0	0	0	0	0	0	0	0	2	7	0	0	.242
Mar 03	vs Nebraska	*1b	4	1	1	1	0	0	1	0	0	0	0	0	0	0	2	9	0	0	.243
Mar 04	vs Maryland	*1b	4	0	1	0	0	0	0	0	0	0	0	0	0	0	1	9	0	0	.244
Mar 05	at Minnesota	*1b	4	0	2	0	1	0	0	1	0	0	0	0	0	0	0	8	1	1	.267
Mar 07	TENNESSEE TECH	*1b	4	0	2	1	1	0	0	0	0	0	1	0	0	0	0	5	0	0	.286
Mar 08	EVANSVILLE	*1b	7	0	1	1	0	0	0	1	0	0	0	0	0	0	1	9	2	0	.268
Mar 10	LOYOLA MARYMOUN	*1b	3	0	0	0	0	0	0	0	0	0	0	0	0	0	1	9	1	1	.254
Mar 11	LOYOLA MARYMOUN	*1b	3	1	1	0	0	0	0	0	0	0	0	0	0	0	2	8	0	0	.258
Mar 14	vs Belmont	*1b	5	0	0	0	0	0	0	0	0	0	0	0	0	0	2	9	0	0	.239
Mar 16	OLE MISS	*1b	5	1	2	3	0	0	1	0	0	0	0	0	0	0	1	4	0	0	.250
Mar 17	OLE MISS	*1b	3	0	1	0	0	0	0	1	0	0	0	0	0	0	1	6	0	0	.253
Mar 18	OLE MISS	*1b	3	0	0	0	0	0	0	1	0	0	0	0	0	0	3	10	0	0	.244
Mar 24	at Mississippi State	*1b	6	3	5	11	0	0	2	0	0	1	0	0	0	0	1	5	0	0	.286
Mar 25	at Mississippi State	*1b	5	3	2	2	1	0	1	1	0	0	0	0	0	0	1	13	0	0	.292
Mar 26	at Mississippi State	*1b	4	0	1	1	0	0	0	1	0	0	0	0	0	0	0	8	0	0	.290
Mar 28	LIPSCOMB	*1b	4	1	0	0	0	0	0	1	0	0	0	0	0	0	2	7	1	0	.278
Mar 31	GEORGIA	*1b	3	1	1	1	0	0	1	1	0	0	0	0	0	0	2	4	0	0	.280
Apr 01	GEORGIA	*1b	3	2	1	1	0	0	0	2	0	0	0	0	0	0	1	4	0	0	.282
Apr 02	GEORGIA	*1b	3	0	1	1	0	0	0	0	0	0	0	1	0	0	0	3	0	0	.283
Apr 04	WESTERN KENTUCK	*1b	3	0	0	0	0	0	0	2	0	0	0	0	0	0	1	11	0	0	.275
Apr 06	at Missouri	*1b	4	0	1	0	0	0	0	0	0	0	0	0	0	0	1	9	1	0	.274
Apr 07	at Missouri	*1b	4	0	0	0	0	0	0	0	0	0	0	0	0	0	1	7	1	0	.265
Apr 08	at Missouri	*1b	4	0	0	0	0	0	0	1	0	0	0	0	0	0	2	5	1	1	.256
Apr 11	NORTH ALABAMA	*1b	4	3	4	1	1	0	0	0	0	0	0	0	0	0	0	6	1	0	.280
Apr 14	SOUTH CAROLINA	*1b	2	1	0	0	0	0	0	2	0	0	0	0	0	0	1	4	1	0	.276
Apr 15	SOUTH CAROLINA	*1b	4	0	0	0	0	0	0	0	0	0	0	0	0	1	0	10	0	0	.267
Apr 16	SOUTH CAROLINA	*1b	3	1	1	1	1	0	0	1	0	0	0	0	0	1	0	8	1	0	.269
Apr 18	INDIANA STATE	*1b	4	0	1	0	0	0	0	0	0	0	0	0	0	0	0	8	1	1	.268
Totals		36gs	138	22	37	29	6	1	6	18	0	1	2	2	0	2	35	245	15	6	.268

On base pct. .361 • Slugging pct. .457

#33 Hunter Owen - 3 games (All games)

Date	Opponent	Pos	AB	R	H	RBI	2B	3B	HR	BB	SB	CS	HBP	SAC	SF	GDP	K	PO	A	E	Avg
Feb 18	vs Oklahoma State	*p	0	0	0	0	0	0	0	0	0	0	0	0	0	0	0	0	1	0	.000
Mar 11	LOYOLA MARYMOUN	*p	0	0	0	0	0	0	0	0	0	0	0	0	0	0	0	0	3	0	.000
Mar 25	at Mississippi State	*p	0	0	0	0	0	0	0	0	0	0	0	0	0	0	0	0	2	0	.000
Totals		3gs	0	0	0	0	0	0	0	0	0	0	0	0	0	0	0	0	6	0	.000

On base pct. .000 • Slugging pct. .000

#33 Hunter Owen - 8 appearances (All games)

Date	Opponent	GS	IP	H	R	ER	BB	SO	2B	3B	HR	WP	BK	HBP	IBB	Score	W-L	Sv	ERA	NP
Feb 18	vs Oklahoma State	*	4.0	3	2	2	3	6	1	0	1	0	0	1	0	11-9	0-0	0	4.50	77
Feb 25	UCLA	*	4.2	2	0	0	2	7	0	0	0	0	0	0	0	0-3	0-0	0	2.08	78
Mar 04	vs Maryland	*	5.0	7	6	5	3	7	1	0	1	0	0	0	0	8-7	0-0	0	4.61	96
Mar 11	LOYOLA MARYMOUN	*	6.0	5	0	0	0	4	1	0	0	0	0	0	0	2-0	1-0	0	3.20	84
Mar 17	OLE MISS	*	9.0	2	0	0	1	11	0	0	0	0	0	0	0	8-0	2-0	0	2.20	96
Mar 25	at Mississippi State	*	7.0	8	4	4	1	5	1	0	1	1	0	0	0	18-5	3-0	0	2.78	101
Apr 01	GEORGIA	*	5.1	6	5	5	2	5	2	0	1	0	0	2	0	16-8	3-0	0	3.51	92
Apr 07	at Missouri	*	5.0	4	3	1	2	7	1	0	1	0	0	1	0	4-5	3-0	0	3.33	96
Totals		8	46.0	37	20	17	14	52	7	0	5	1	0	4	0	67-37	3-0	0	3.33	-

2023 Vanderbilt Baseball
Individual Game-by-Game for Vanderbilt (as of Apr 20, 2023)

#1 Matthew Polk - 33 games (All games)

Date	Opponent	Pos	AB	R	H	RBI	2B	3B	HR	BB	SB	CS	HBP	SAC	SF	GDP	K	PO	A	E	Avg
Feb 17	vs TCU	*dh	4	0	0	0	0	0	0	0	0	0	0	0	0	0	1	0	0	0	.000
Feb 18	vs Oklahoma State	*dh	4	2	1	3	0	1	0	0	0	0	1	0	0	0	1	0	0	0	.125
Feb 19	vs Texas	of	0	0	0	0	0	0	0	0	0	0	0	0	0	0	0	0	0	0	.125
Feb 22	UAB	*dh	1	3	1	2	0	0	1	1	0	0	2	0	0	0	0	0	0	0	.222
Feb 24	UCLA	*dh	5	0	1	0	0	0	0	0	0	0	0	0	0	0	3	0	0	0	.214
Feb 28	AUSTIN PEAY	*dh	3	3	2	1	0	0	1	1	1	0	1	0	0	0	0	0	0	0	.294
Mar 03	vs Nebraska	*dh	4	0	0	0	0	0	0	0	0	0	0	0	0	0	2	0	0	0	.238
Mar 04	vs Maryland	pr	0	1	0	0	0	0	0	0	0	0	0	0	0	0	0	0	0	0	.238
Mar 07	TENNESSEE TECH	*of	3	1	0	2	0	0	0	0	0	0	1	0	1	0	1	0	0	0	.208
Mar 08	EVANSVILLE	*of	4	0	2	0	1	0	0	0	0	0	0	0	0	0	1	2	0	0	.250
Mar 10	LOYOLA MARYMOUN	*of	1	0	1	0	1	0	0	0	0	0	1	1	0	0	0	2	0	0	.276
Mar 11	LOYOLA MARYMOUN	*of	1	0	0	0	0	0	0	1	0	0	0	1	0	0	0	1	0	0	.267
Mar 12	LOYOLA MARYMOUN	*dh	4	1	0	0	0	0	0	0	0	0	0	0	0	0	0	0	0	0	.235
Mar 14	vs Belmont	*of	3	0	2	2	0	0	0	0	1	0	0	0	0	0	0	1	0	0	.270
Mar 16	OLE MISS	*of	4	1	3	3	0	0	1	0	0	0	0	0	1	0	0	1	0	0	.317
Mar 17	OLE MISS	*of	3	0	1	0	0	0	0	0	0	0	1	0	0	0	1	4	0	0	.318
Mar 18	OLE MISS	*of	3	0	1	2	0	0	0	0	0	0	0	0	0	0	0	1	0	0	.319
Mar 24	at Mississippi State	*of	5	0	1	0	0	0	0	0	0	0	0	0	0	0	3	0	0	0	.308
Mar 25	at Mississippi State	*of	3	0	1	0	0	0	0	0	0	0	0	0	0	0	1	0	0	0	.309
Mar 26	at Mississippi State	*of	4	1	2	1	0	0	0	0	0	0	0	0	0	0	1	2	0	0	.322
Mar 28	LIPSCOMB	*of	4	0	0	0	0	0	0	0	0	0	0	0	0	0	1	1	1	0	.302
Mar 31	GEORGIA	*of	3	0	2	0	0	0	0	0	0	0	0	0	0	0	0	0	0	0	.318
Apr 01	GEORGIA	*of	4	1	2	3	0	0	0	0	0	0	0	0	0	0	1	0	0	0	.329
Apr 02	GEORGIA	*of	2	0	0	0	0	0	0	0	0	0	2	0	0	0	0	1	0	0	.319
Apr 04	WESTERN KENTUCK	*of	4	1	1	0	0	0	0	0	0	0	0	0	0	0	1	1	0	0	.316
Apr 06	at Missouri	*of	3	1	1	1	0	0	1	0	0	0	0	0	0	0	1	1	0	0	.316
Apr 07	at Missouri	*of	3	0	0	0	0	0	0	0	0	0	0	0	0	0	1	0	0	0	.305
Apr 08	at Missouri	*of	3	0	0	0	0	0	0	0	0	0	0	0	0	0	0	1	0	0	.294
Apr 11	NORTH ALABAMA	*of	3	1	2	0	1	0	0	0	1	0	0	0	0	0	0	0	0	0	.307
Apr 14	SOUTH CAROLINA	*of	4	1	2	0	0	0	0	0	0	0	0	0	0	0	1	2	0	0	.315
Apr 15	SOUTH CAROLINA	*of	3	0	0	0	0	0	0	0	0	0	0	0	0	0	0	0	0	0	.305
Apr 16	SOUTH CAROLINA	*of	2	0	0	0	0	0	0	0	0	0	1	0	0	0	1	1	0	0	.299
Apr 18	INDIANA STATE	*of	2	0	0	0	0	0	0	0	0	0	1	0	0	0	0	1	1	0	.293
Totals		31gs	99	18	29	20	3	1	4	3	3	0	11	2	2	0	22	23	2	0	.293

On base pct. .374 • Slugging pct. .465

#55 Colton Regen - 3 appearances (All games)

Date	Opponent	GS	IP	H	R	ER	BB	SO	2B	3B	HR	WP	BK	HBP	IBB	Score	W-L	Sv	ERA	NP
Apr 11	NORTH ALABAMA		1.0	0	0	0	1	2	0	0	0	0	0	0	0	14-2	0-0	0	0.00	19
Apr 14	SOUTH CAROLINA		1.0	1	1	1	3	1	0	0	0	0	0	0	0	6-14	0-0	0	4.50	26
Apr 18	INDIANA STATE		1.0	2	1	1	1	1	0	0	0	0	0	0	0	2-10	0-0	0	6.00	22
Totals		0	3.0	3	2	2	5	4	0	0	0	0	0	0	0	22-26	0-0	0	6.00	-

#88 Patrick Reilly - 2 games (All games)

Date	Opponent	Pos	AB	R	H	RBI	2B	3B	HR	BB	SB	CS	HBP	SAC	SF	GDP	K	PO	A	E	Avg
Mar 14	vs Belmont	p	0	0	0	0	0	0	0	0	0	0	0	0	0	0	0	1	0	0	.000
Mar 28	LIPSCOMB	p	0	0	0	0	0	0	0	0	0	0	0	0	0	0	0	0	1	0	.000
Totals		0gs	0	0	0	0	0	0	0	0	0	0	0	0	0	0	0	1	1	0	.000

On base pct. .000 • Slugging pct. .000

2023 Vanderbilt Baseball
Individual Game-by-Game for Vanderbilt (as of Apr 20, 2023)

#88 Patrick Reilly - 8 appearances (All games)

Date	Opponent	GS	IP	H	R	ER	BB	SO	2B	3B	HR	WP	BK	HBP	IBB	Score	W-L	Sv	ERA	NP
Feb 21	CENTRAL ARKANSAS	*	3.0	2	2	2	1	4	0	0	0	1	0	0	0	4-5	0-1	0	6.00	56
Feb 28	AUSTIN PEAY	*	1.2	2	4	4	3	1	0	0	0	0	0	0	0	11-7	0-1	0	11.57	44
Mar 08	EVANSVILLE		4.2	2	1	1	1	7	0	0	0	0	0	2	0	2-1	0-1	0	6.75	81
Mar 14	vs Belmont		4.0	5	3	3	2	3	0	0	1	0	0	0	0	15-6	1-1	0	6.75	77
Mar 28	LIPSCOMB		1.0	1	0	0	0	0	0	0	0	0	0	0	0	11-1	1-1	0	6.28	16
Apr 04	WESTERN KENTUCK		1.0	0	0	0	0	2	0	0	0	0	0	0	0	8-1	1-1	0	5.87	12
Apr 08	at Missouri		0.1	0	0	0	0	0	0	0	0	0	0	0	0	5-0	1-1	0	5.74	2
Apr 15	SOUTH CAROLINA		4.0	1	0	0	2	6	0	0	0	0	0	0	0	8-5	2-1	0	4.58	62
Totals		2	19.2	13	10	10	9	23	0	0	1	1	0	2	0	64-26	2-1	0	4.58	-

#18 JD Rogers - 11 games (All games)

Date	Opponent	Pos	AB	R	H	RBI	2B	3B	HR	BB	SB	CS	HBP	SAC	SF	GDP	K	PO	A	E	Avg
Feb 19	vs Texas	of	0	0	0	0	0	0	0	0	0	0	0	0	0	0	0	1	0	0	.000
Feb 24	UCLA	of	0	0	0	0	0	0	0	0	0	0	0	0	0	0	0	0	0	0	.000
Feb 28	AUSTIN PEAY	pr	0	1	0	0	0	0	0	0	0	0	0	0	0	0	0	0	0	0	.000
Mar 04	vs Maryland	of	1	0	0	0	0	0	0	0	0	0	0	0	0	0	0	0	0	0	.000
Mar 07	TENNESSEE TECH	of	1	0	0	0	0	0	0	0	0	0	0	0	0	0	0	0	0	0	.000
Mar 08	EVANSVILLE	pr	0	0	0	0	0	0	0	0	0	0	0	0	0	0	0	0	0	0	.000
Mar 12	LOYOLA MARYMOUN	ph	1	1	1	0	0	0	0	0	0	0	0	0	0	0	0	0	0	0	.333
Mar 24	at Mississippi State	of	0	1	0	0	0	0	0	1	0	0	0	0	0	0	0	0	0	0	.333
Mar 28	LIPSCOMB	ph	1	0	1	1	0	0	0	0	0	0	0	0	0	0	0	0	0	0	.500
Apr 04	WESTERN KENTUCK	of	1	0	0	0	0	0	0	0	0	0	0	0	0	0	1	1	0	0	.400
Apr 11	NORTH ALABAMA	ph/of	1	0	0	0	0	0	0	0	0	0	0	0	0	0	1	1	0	0	.333
Totals		0gs	6	3	2	1	0	0	0	1	0	0	0	0	0	0	2	3	0	0	.333

On base pct. .429 • Slugging pct. .333

2023 Vanderbilt Baseball
Individual Game-by-Game for Vanderbilt (as of Apr 20, 2023)

#3 RJ Schreck - 37 games (All games)

Date	Opponent	Pos	AB	R	H	RBI	2B	3B	HR	BB	SB	CS	HBP	SAC	SF	GDP	K	PO	A	E	Avg
Feb 17	vs TCU	*of	3	0	0	0	0	0	0	1	0	0	0	0	0	0	0	3	0	0	.000
Feb 18	vs Oklahoma State	*of	4	1	1	0	1	0	0	0	0	0	1	0	0	0	0	1	0	0	.143
Feb 19	vs Texas	*dh	5	2	2	2	0	1	0	0	0	0	0	0	0	0	0	0	0	0	.250
Feb 21	CENTRAL ARKANSAS	*dh	3	0	0	0	0	0	0	1	0	0	1	0	0	0	0	0	0	0	.200
Feb 22	UAB	*of	3	1	1	0	0	0	0	0	0	0	1	0	0	0	0	2	0	0	.222
Feb 24	UCLA	*of	4	1	1	0	0	0	0	1	0	0	0	0	0	0	0	1	0	0	.227
Feb 25	UCLA	*dh	3	0	0	0	0	0	0	0	0	0	1	0	0	0	1	0	0	0	.200
Feb 26	UCLA	*of	3	0	0	0	0	0	0	0	0	0	0	0	0	0	2	2	0	0	.179
Feb 28	AUSTIN PEAY	*of	3	2	2	1	0	0	0	1	0	0	1	0	0	0	0	1	0	0	.226
Mar 03	vs Nebraska	*of	4	2	2	2	0	0	2	0	0	0	0	0	0	0	1	2	2	0	.257
Mar 04	vs Maryland	*of	3	1	1	1	0	1	0	1	0	0	0	0	1	0	2	2	0	0	.263
Mar 05	at Minnesota	*of	3	1	1	1	0	0	0	1	1	0	0	1	0	0	0	1	0	0	.268
Mar 07	TENNESSEE TECH	*of	4	2	3	2	1	0	1	1	0	0	0	0	0	0	1	0	0	0	.311
Mar 08	EVANSVILLE	*of	6	1	2	0	2	0	0	2	0	0	0	0	0	0	1	4	0	0	.314
Mar 10	LOYOLA MARYMOUN	*of	4	0	2	0	0	0	0	0	0	0	0	0	0	0	1	2	0	0	.327
Mar 11	LOYOLA MARYMOUN	*of	4	0	0	0	0	0	0	0	0	0	0	0	0	0	0	3	0	0	.305
Mar 12	LOYOLA MARYMOUN	*of	4	0	2	2	1	0	0	1	0	0	0	0	0	0	0	3	0	0	.317
Mar 14	vs Belmont	*of	3	1	1	1	0	0	0	1	0	0	1	0	1	0	0	3	0	0	.318
Mar 16	OLE MISS	*of	5	1	2	3	0	0	1	0	0	0	0	0	0	0	1	4	0	0	.324
Mar 17	OLE MISS	*of	3	3	2	1	0	0	1	2	0	0	0	0	0	0	0	1	0	0	.338
Mar 18	OLE MISS	*of	2	1	0	1	0	0	0	1	1	0	0	0	1	0	1	3	0	0	.329
Mar 24	at Mississippi State	*of	3	4	3	8	1	0	2	0	0	0	2	0	0	0	0	1	0	0	.354
Mar 25	at Mississippi State	*of	6	1	2	1	0	0	0	0	0	0	0	0	0	0	1	0	0	0	.353
Mar 26	at Mississippi State	*of	4	1	0	0	0	0	0	0	0	0	1	0	0	0	2	4	0	0	.337
Mar 28	LIPSCOMB	*of	3	0	1	1	0	0	0	1	1	0	1	0	0	0	0	2	0	0	.337
Mar 31	GEORGIA	*of	5	1	2	3	1	0	0	0	0	0	0	0	0	0	1	2	0	0	.340
Apr 01	GEORGIA	*of	4	2	3	1	2	0	0	2	1	0	0	0	0	0	0	4	0	0	.356
Apr 02	GEORGIA	*of	4	1	1	0	1	0	0	0	0	0	1	0	0	0	0	2	0	0	.352
Apr 04	WESTERN KENTUCK	*of	2	2	0	0	0	0	0	3	0	0	0	0	0	0	0	1	0	0	.346
Apr 06	at Missouri	*of	3	1	0	1	0	0	0	1	0	0	0	0	1	0	1	3	0	0	.336
Apr 07	at Missouri	*of	4	2	2	2	1	0	0	0	0	0	0	0	0	0	0	0	0	0	.342
Apr 08	at Missouri	*of	4	3	2	2	0	0	1	1	0	0	0	0	0	0	0	5	0	0	.347
Apr 11	NORTH ALABAMA	*of	0	0	0	2	0	0	0	3	0	0	0	0	1	0	0	0	0	0	.347
Apr 14	SOUTH CAROLINA	*of	4	0	1	1	0	0	0	0	0	0	0	0	1	0	2	2	1	0	.344
Apr 15	SOUTH CAROLINA	*of	2	2	1	2	0	0	1	1	1	0	1	0	0	0	0	2	0	0	.347
Apr 16	SOUTH CAROLINA	*of	3	0	2	1	1	0	0	2	0	0	0	0	0	0	1	3	0	0	.354
Apr 18	INDIANA STATE	*of	3	0	2	0	0	0	0	1	0	1	0	0	0	0	0	0	0	0	.362
Totals		37gs	130	40	47	42	12	2	9	29	5	1	12	1	6	0	19	69	3	0	.362

On base pct. .497 • Slugging pct. .692

#66 Thomas Schultz - 3 games (All games)

Date	Opponent	Pos	AB	R	H	RBI	2B	3B	HR	BB	SB	CS	HBP	SAC	SF	GDP	K	PO	A	E	Avg
Mar 08	EVANSVILLE	p	0	0	0	0	0	0	0	0	0	0	0	0	0	0	0	2	0	0	.000
Mar 12	LOYOLA MARYMOUN	p	0	0	0	0	0	0	0	0	0	0	0	0	0	0	0	0	1	0	.000
Apr 11	NORTH ALABAMA	p	0	0	0	0	0	0	0	0	0	0	0	0	0	0	0	1	0	0	.000
Totals		0gs	0	0	0	0	0	0	0	0	0	0	0	0	0	0	0	3	1	0	.000

On base pct. .000 • Slugging pct. .000

#66 Thomas Schultz - 11 appearances (All games)

Date	Opponent	GS	IP	H	R	ER	BB	SO	2B	3B	HR	WP	BK	HBP	IBB	Score	W-L	Sv	ERA	NP
Feb 18	vs Oklahoma State		0.2	1	1	0	1	2	0	0	0	0	0	0	0	11-9	0-0	0	0.00	18
Feb 21	CENTRAL ARKANSAS		1.1	1	0	0	0	2	0	0	0	0	0	0	0	4-5	0-0	0	0.00	18
Feb 25	UCLA		1.0	1	1	1	2	0	0	0	1	0	0	0	0	0-3	0-0	0	3.00	24
Mar 03	vs Nebraska		1.0	3	2	2	0	2	2	0	1	0	0	0	0	3-5	0-1	0	6.75	26
Mar 08	EVANSVILLE		3.1	2	0	0	0	4	1	0	0	0	0	0	0	2-1	0-1	0	3.68	43
Mar 12	LOYOLA MARYMOUN		1.1	2	1	1	0	2	0	0	0	0	0	0	0	6-9	0-1	0	4.15	16
Mar 25	at Mississippi State		1.0	1	0	0	1	1	0	0	0	0	0	0	0	18-5	0-1	0	3.72	19
Apr 04	WESTERN KENTUCK		2.0	1	0	0	0	1	0	0	0	0	0	0	0	8-1	1-1	0	3.09	20
Apr 06	at Missouri		0.2	4	4	4	0	2	1	0	1	0	0	0	0	7-6	1-1	0	5.84	17
Apr 11	NORTH ALABAMA		1.0	0	0	0	1	2	0	0	0	0	0	0	0	14-2	1-1	0	5.40	16
Apr 18	INDIANA STATE	*	2.0	2	0	0	0	3	0	0	0	0	0	0	0	2-10	1-1	0	4.70	25
Totals		1	15.1	18	9	8	5	21	4	0	3	0	0	0	0	75-56	1-1	0	4.70	-

2023 Vanderbilt Baseball
Individual Game-by-Game for Vanderbilt (as of Apr 20, 2023)

#22 JD Thompson - 7 appearances (All games)

Date	Opponent	GS	IP	H	R	ER	BB	SO	2B	3B	HR	WP	BK	HBP	IBB	Score	W-L	Sv	ERA	NP
Mar 08	EVANSVILLE		3.0	0	0	0	0	5	0	0	0	0	0	2	0	2-1	1-0	0	0.00	39
Mar 12	LOYOLA MARYMOUN		0.2	0	0	0	0	1	0	0	0	1	0	0	0	6-9	1-0	0	0.00	7
Mar 14	vs Belmont		1.0	1	0	0	1	0	0	0	0	0	0	0	0	15-6	1-0	0	0.00	20
Apr 04	WESTERN KENTUCK		1.0	1	1	1	1	0	0	0	0	0	0	0	0	8-1	1-0	0	1.59	25
Apr 11	NORTH ALABAMA		2.0	1	0	0	0	2	1	0	0	0	0	0	0	14-2	2-0	0	1.17	26
Apr 14	SOUTH CAROLINA		1.0	0	0	0	0	2	0	0	0	0	0	0	0	6-14	2-0	0	1.04	12
Apr 18	INDIANA STATE		2.0	4	2	2	2	1	0	0	0	1	0	1	0	2-10	2-1	0	2.53	45
Totals		0	10.2	7	3	3	4	11	1	0	0	2	0	3	0	53-43	2-1	0	2.53	-

#13 Jonathan Vastine - 37 games (All games)

Date	Opponent	Pos	AB	R	H	RBI	2B	3B	HR	BB	SB	CS	HBP	SAC	SF	GDP	K	PO	A	E	Avg
Feb 17	vs TCU	*2b	4	1	3	1	0	0	1	0	0	1	0	0	0	0	0	2	1	0	.750
Feb 18	vs Oklahoma State	*2b	3	1	1	0	0	0	0	1	0	0	0	0	0	0	0	3	2	0	.571
Feb 19	vs Texas	*2b	4	1	1	3	0	0	0	0	0	0	0	0	0	0	1	1	1	0	.455
Feb 21	CENTRAL ARKANSAS	*2b	4	2	2	3	0	0	1	0	0	0	0	0	0	0	0	2	1	0	.467
Feb 22	UAB	*2b	3	1	1	1	1	0	0	1	0	0	0	0	0	0	1	0	2	1	.444
Feb 24	UCLA	*2b	4	0	1	0	1	0	0	0	0	0	0	0	0	0	2	2	3	0	.409
Feb 25	UCLA	*2b	4	0	0	0	0	0	0	0	0	0	0	0	0	0	2	3	3	0	.346
Feb 26	UCLA	*2b	3	1	2	0	1	0	0	0	0	0	0	0	0	0	0	1	1	0	.379
Feb 28	AUSTIN PEAY	*2b	4	1	2	2	0	0	0	1	0	1	0	0	0	0	1	1	4	0	.394
Mar 03	vs Nebraska	*ss	4	0	2	0	0	0	0	0	0	0	0	0	0	0	1	1	3	0	.405
Mar 04	vs Maryland	*ss	4	1	0	0	0	0	0	1	0	0	0	0	0	0	2	3	2	0	.366
Mar 05	at Minnesota	*ss	5	0	1	0	0	0	0	0	1	0	0	0	0	0	0	0	2	0	.348
Mar 07	TENNESSEE TECH	*ss	2	3	0	0	0	0	0	3	0	0	0	0	0	0	2	1	1	0	.333
Mar 08	EVANSVILLE	*ss	6	0	1	0	0	1	0	1	0	0	0	1	0	0	2	0	2	0	.315
Mar 10	LOYOLA MARYMOUN	*ss	4	0	0	0	0	0	0	0	0	0	0	0	0	0	1	1	2	0	.293
Mar 11	LOYOLA MARYMOUN	*ss	3	0	1	0	0	0	0	0	0	0	0	0	0	0	2	0	1	0	.295
Mar 12	LOYOLA MARYMOUN	*ss	4	0	0	0	0	0	0	0	0	0	0	0	0	0	2	1	2	0	.277
Mar 14	vs Belmont	*ss	3	1	1	3	0	0	1	1	0	0	0	0	1	0	1	2	1	0	.279
Mar 16	OLE MISS	*ss	4	2	3	0	2	0	0	0	1	0	0	0	0	0	0	0	2	0	.306
Mar 17	OLE MISS	*ss	3	0	0	0	0	0	0	1	0	0	0	0	0	0	2	0	3	0	.293
Mar 18	OLE MISS	*ss	4	0	0	0	0	0	0	0	0	0	0	0	0	0	1	2	2	0	.278
Mar 24	at Mississippi State	*ss	4	1	1	1	1	0	0	1	0	0	0	0	1	0	0	1	2	0	.277
Mar 25	at Mississippi State	*ss	3	2	1	2	0	0	0	1	0	0	0	1	0	0	0	1	4	0	.279
Mar 26	at Mississippi State	*ss	5	1	1	1	1	0	0	0	0	0	0	0	0	0	1	1	3	0	.275
Mar 28	LIPSCOMB	*ss	4	1	1	2	1	0	0	1	0	0	0	0	0	0	0	2	2	0	.274
Mar 31	GEORGIA	*ss	4	1	1	0	0	1	0	0	0	0	0	0	0	1	2	1	1	0	.273
Apr 01	GEORGIA	*ss	5	1	2	2	0	0	0	0	0	0	0	0	0	0	1	0	2	0	.279
Apr 02	GEORGIA	*ss	4	0	2	0	0	0	0	0	0	0	0	0	0	0	1	3	1	0	.287
Apr 04	WESTERN KENTUCK	*ss	4	2	1	0	0	0	0	1	0	0	0	0	0	0	0	3	1	0	.286
Apr 06	at Missouri	*ss	3	1	1	0	1	0	0	1	0	0	0	0	0	0	1	1	1	0	.287
Apr 07	at Missouri	*ss	3	0	1	0	0	0	0	1	0	0	0	0	0	0	2	2	2	0	.288
Apr 08	at Missouri	*ss	4	0	0	0	0	0	0	0	0	0	0	0	0	0	0	3	1	1	.279
Apr 11	NORTH ALABAMA	*ss	3	1	1	4	1	0	0	0	1	0	0	0	1	0	0	1	4	0	.280
Apr 14	SOUTH CAROLINA	*ss	4	1	1	2	1	0	0	0	0	0	0	0	0	0	1	1	2	1	.279
Apr 15	SOUTH CAROLINA	*ss	4	1	1	0	1	0	0	0	0	0	0	0	0	0	2	1	3	0	.278
Apr 16	SOUTH CAROLINA	*ss	3	1	1	1	0	0	0	1	0	0	0	0	0	0	1	3	3	0	.279
Apr 18	INDIANA STATE	*ss	2	1	0	0	0	0	0	1	1	0	0	0	0	0	1	2	2	0	.275
Totals		37gs	138	30	38	28	12	2	3	18	4	2	0	2	3	1	36	52	75	3	.275

On base pct. .352 • Slugging pct. .457

2023 SEASON HIGHS AND LOWS

TEAM BATTING

Most runs, game _____ 26, (7 inn) at Mississippi State (3/24/23)
Most runs, inning _____ 8, 2x, last 7th Inn., vs. Austin Peay (2/28/23)
Most hits, game _____ 20, (7 inn) at Mississippi State (3/24/23)
Most hits, inning _____ 6, 7th inn. 2x, last vs. Austin Peay (2/28/23)
Fewest hits, game _____ 4, 3x, last vs. LMU (3/11/23)
Most doubles, game _____ 5, 2x, last vs. Georgia (4/1/23)
Most triples, game _____ 2, 2x, last vs. Texas (2/19/23)
Most home runs, game _____ 5, (7 inn) at Mississippi State (3/24/23)
Most home runs, inning _____ 2, 4x, last at Mississippi State (3/25/23)
Most extra-base hits _____ 20, vs. Ole Miss (3/16/23)
Most total bases _____ 38, at Mississippi State (3/24/23)
Most stolen bases, game _____ 5, vs. Belmont (3/14/23)
Most walks, game _____ 10, 5x last vs. Lipscomb (3/28/23)
Most strikeouts, game _____ 11, 2x last vs. South Carolina (4/16/23)
Most hit by pitch, game _____ 5, vs. UAB (2/22/23)
Most left on base _____ 18, vs. Evansville (17 inn.) (3/8/23)

INDIVIDUAL PITCHING

Most innings pitched, starter _____ 9.0, Hunter Owen vs. Ole Miss (3/17/23)
Fewest innings pitched, starter __0.1, Andrew Dutkanych IV vs. Evansville (3/8/23)
Most innings pitched, reliever _____ 4.1, Patrick Reilly vs. Evansville (3/8/23)
Most strikeouts, starter _____ 11, Hunter Owen vs. Ole Miss (3/17/23)
Most strikeouts, reliever _____ 8, 3x, last Sam Hliboki at Minnesota (3/5/23)
Most walks allowed _____ 6, Greysen Carter vs. Western Kentucky (4/4/23)
Most runs allowed _____ 7, 2x last David Horn vs. Indiana State (4/19/23)
Most earned runs allowed _____ 7, Sam Hliboki vs. South Carolina (4/14/23)
Most hits allowed _____ 8, 2x last Hunter Owen at Mississippi State (3/25/23)
Fewest hits allowed, CG _____ 2, Hunter Owen vs. Ole Miss (3/17/23)
Most home runs allowed _____ 4, Bryce Cunningham vs. South Carolina (4/14/23)
Most pitches thrown _____ 101, Hunter Owen at at Mississippi State (3/25/23)

INDIVIDUAL BATTING

Most hits _____ 5, Parker Noland at Mississippi State (3/24/23)
Most runs _____ 4, 7x, last EBJ vs Western Kentucky (4/11/23)
Most doubles _____ 2, 6x, last RJ Schreck vs. Georgia (4/1/23)
Most triples _____ 1, 9x, last EBJ at Missouri (4/7/23)
Most home runs _____ 2, 6x last Davis Diaz at Mississippi State (3/26/23)
Most extra-bases _____ 8, 3x, last RJ Austin vs. Maryland (3/4/23)
Most total bases _____ 11, Parker Noland at Mississippi State (3/ 24/23)
Most RBIs _____ 11, Parker Noland at Mississippi State (3/ 25/23)
Most stolen bases _____ 3, 2x, last Enrique Bradfield Jr. vs. Belmont (3/14/23)
Most walks _____ 4,Enrique Bradfield Jr. vs. Belmont (3/14/23)
Most strikeouts _____ 3, 7x, last Alan Espinal vs. Indiana State (4/19/23)
Longest hitting streak _____ 11, Davis Diaz (3/5-3/17)

MISCELLANEOUS TEAM

Longest winning streak _____ 13 games, (3/14-4/6)
Longest losing streak _____ 1 game, 6x, last 4/7-4/7)
Most games over .500 _____ 27, (2/24-4/11)
Most games under .500 _____ 1, 0-1 (2/17/23)
Longest game, innings _____ 17 inn., vs. Evansville (3/8/23)
Longest game, time _____ 4:44, vs. Evansville (3/8/23)
Shortest game, time _____ 2:02 (9 Inn.), vs. LMU (3/10/23)
Largest crowd, Hawkins Field _____ 3,802, 6x, last vs. Georgia (4/2/23)
Smallest crowd, Hawkins Field _____ 1,410 vs. Belmont (3/14/23)
Largest crowd, road _____ 12,927 at Mississippi State (3/25/23)
Smallest crowd, road _____ 2,796 at Minnesota (3/5/23)
Largest winning margin _____ 23, at Mississippi State (March 24, 2023)
Largest losing margin _____ 7, vs. TCU (2/17/23)
Largest deficit overcome to win _____ 4, vs. Austin Peay (2/28/23)
Largest lead relinquished to lose _____ ----
Most double plays turned _____ 3, 2x, last at Mississippi State (3/25/23)
Most double plays turned by opponent _____ 2, vs. Georgia (3/31/23)
Most errors _____ 3, vs. Oklahoma State (2/18/23)
Most errors by an opponent _____ 5, vs. Texas (2/19/23)
Most stolen bases by an opponent _____ 3, vs. Central Arkansas (2/21/23)

TEAM PITCHING

Most walks _____ 10, vs. Indiana State (4/18/23)
Fewest walks _____ 0, vs. LMU (3/11/23)
Most runs allowed, game _____ 11, vs. TCU (2/17/23)
Most runs allowed, inning _____ 6, 8th inn. vs. Oklahoma State (2/18/23)
Most hits allowed, game _____ 14, vs. South Carolina (4/14/23)
Most hits allowed, inning _____ 6, 8th inn. vs. Oklahoma State (2/18/23)
Fewest hits allowed, game _____ 0, at Minnesota (3/5/23)
Most home runs allowed, game _____ 3 2x, last at Mississippi State (3/25/23)
Most consecutive scoreless inn. _____ 23 (3/10-3/12/23)

HOME RUN NOTES

HOMERS AT THE HAWK: 26
HOMERS ON THE ROAD: 22
SOLO HOMERS: 24
2-RUN HOMERS: 15
3-RUN HOMERS: 6
GRAND SLAMS: 3

2-HOME RUN GAMES BY VANDERBILT (4 in 2023)
Last: Davis Diaz, 3/25/23 at Mississippi State

3-HOME RUN GAMES BY VANDERBILT (0 IN 2023)
Last: Connor Kaiser, 6/3/18 at Clemson

PINCH-HIT HOME RUNS BY VANDERBILT (0 IN 2023)
Last: Troy LaNeve, 4/09/22 at Auburn

GRAND SLAMS BY VANDERBILT (3 IN 2023)
Last: Parker Noland, 3/24/23 at Mississippi State

FIRST-INNING LEADOFF HOME RUNS BY VANDERBILT (3 IN 2023)
Last: Enrique Bradfield Jr., 4/1/23 vs. Georgia

WALK-OFF HOME RUNS (0 IN 2023)
Last: JJ Bleday, 6/9/18 vs. Mississippi State, 11th inning

INSIDE-THE-PARK HOME RUNS BY VANDERBILT (0 IN 2023)
Last: Will Toffey, 3/22/17 vs. Belmont

BACK-TO-BACK HOME RUNS BY VANDERBILT (2 IN 2023)
Last: RJ Schreck/Jack Bulger, 4/15/23 vs. South Carolina

Individual Career History

Jack Anderson

Year	avg	gp-gs	ab	r	h	2b	3b	hr	rbi	tb	slg%	bb	hbp	so	gdp	ob%	sf	sh	sb-att	po	a	e	fld%
2022	.000	0-0	0	0	0	0	0	0	0	0	.000	0	0	0	0	.000	0	0	0-0	1	1	0	1.000
TOTAL	.000	0-0	0	0	0	0	0	0	0	0	.000	0	0	0	0	.000	0	0	0-0	1	1	0	1.000

Year	era	w-l	app	gs	cg	sho	sv	ip	h	r	er	bb	so	2b	3b	hr	bf	bavg	wp	hbp	bk	sfa	sha
2022	0.00	0-0	12	0	0	0/2	0	10.0	3	0	0	6	18	1	0	0	38	.097	0	1	0	0	0
2023	5.40	0-0	6	0	0	0/0	0	8.1	3	5	5	9	12	0	0	0	35	.115	1	0	0	0	0
TOTAL	2.45	0-0	18	0	0	0/2	0	18.1	6	5	5	15	30	1	0	0	73	.105	1	1	0	0	0

Ivan Arias

Year	avg	gp-gs	ab	r	h	2b	3b	hr	rbi	tb	slg%	bb	hbp	so	gdp	ob%	sf	sh	sb-att	po	a	e	fld%
2023	.000	5-0	2	0	0	0	0	0	0	0	.000	1	0	0	0	.333	0	0	0-0	1	0	0	1.000
TOTAL	.000	5-0	2	0	0	0	0	0	0	0	.000	1	0	0	0	.333	0	0	0-0	1	0	0	1.000

RJ Austin

Year	avg	gp-gs	ab	r	h	2b	3b	hr	rbi	tb	slg%	bb	hbp	so	gdp	ob%	sf	sh	sb-att	po	a	e	fld%
2023	.277	37-37	148	29	41	8	0	4	31	61	.412	20	4	25	1	.376	1	0	3-6	53	64	6	.951
TOTAL	.277	37-37	148	29	41	8	0	4	31	61	.412	20	4	25	1	.376	1	0	3-6	53	64	6	.951

Enrique Bradfield Jr

Year	avg	gp-gs	ab	r	h	2b	3b	hr	rbi	tb	slg%	bb	hbp	so	gdp	ob%	sf	sh	sb-att	po	a	e	fld%
2021	.336	67-67	244	60	82	8	4	1	38	101	.414	45	7	42	2	.451	1	8	47-53	131	1	1	.992
2022	.317	62-62	243	69	77	10	5	8	36	121	.498	41	2	40	5	.415	3	3	46-46	130	0	3	.977
2023	.308	37-37	133	49	41	7	1	5	22	65	.489	39	5	20	0	.472	3	2	26-30	97	1	0	1.000
TOTAL	.323	166-166	620	178	200	25	10	14	96	287	.463	125	14	102	7	.443	7	13	119-129	358	2	4	.989

Jack Bulger

Year	avg	gp-gs	ab	r	h	2b	3b	hr	rbi	tb	slg%	bb	hbp	so	gdp	ob%	sf	sh	sb-att	po	a	e	fld%
2021	.274	50-41	157	32	43	7	0	5	28	65	.414	25	1	40	7	.369	4	2	2-2	17	1	1	.947
2022	.269	58-57	212	30	57	6	0	5	25	78	.368	28	4	29	5	.363	1	1	7-7	317	24	3	.991
2023	.243	29-28	107	26	26	5	0	4	23	43	.402	17	3	15	2	.362	0	0	3-3	224	11	1	.996
TOTAL	.265	137-126	476	88	126	18	0	14	76	186	.391	70	8	84	14	.365	5	3	12-12	558	36	5	.992

Greysen Carter

Year	avg	gp-gs	ab	r	h	2b	3b	hr	rbi	tb	slg%	bb	hbp	so	gdp	ob%	sf	sh	sb-att	po	a	e	fld%
2023	.000	0-0	0	0	0	0	0	0	0	0	.000	0	0	0	0	.000	0	0	0-0	3	4	0	1.000
TOTAL	.000	0-0	0	0	0	0	0	0	0	0	.000	0	0	0	0	.000	0	0	0-0	3	4	0	1.000

Year	era	w-l	app	gs	cg	sho	sv	ip	h	r	er	bb	so	2b	3b	hr	bf	bavg	wp	hbp	bk	sfa	sha
2022	6.75	0-0	5	0	0	0/0	0	5.1	4	5	4	10	6	0	0	1	31	.211	4	2	0	0	0
2023	2.45	2-0	8	4	0	0/1	0	22.0	10	6	6	20	18	1	0	0	99	.133	4	3	0	0	1
TOTAL	3.29	2-0	13	4	0	0/1	0	27.1	14	11	10	30	24	1	0	1	130	.149	8	5	0	0	1

Individual Career History

Bryce Cunningham

Year	avg	gp-gs	ab	r	h	2b	3b	hr	rbi	tb	slg%	bb	hbp	so	gdp	ob%	sf	sh	sb-att	po	a	e	fld%
2023	.000	0-0	0	0	0	0	0	0	0	0	.000	0	0	0	0	.000	0	0	0-0	2	2	0	1.000
TOTAL	.000	0-0	0	0	0	0	0	0	0	0	.000	0	0	0	0	.000	0	0	0-0	2	2	0	1.000

Year	era	w-l	app	gs	cg	sho	sv	ip	h	r	er	bb	so	2b	3b	hr	bf	bavg	wp	hbp	bk	sfa	sha
2022	4.59	2-1	12	6	0	0/2	0	33.1	31	19	17	14	27	6	1	4	145	.248	2	4	0	1	1
2023	3.86	1-1	11	3	0	0/2	2	30.1	21	16	13	12	34	6	0	7	122	.194	0	2	0	0	0
TOTAL	4.24	3-2	23	9	0	0/4	2	63.2	52	35	30	26	61	12	1	11	267	.223	2	6	0	1	1

Davis Diaz

Year	avg	gp-gs	ab	r	h	2b	3b	hr	rbi	tb	slg%	bb	hbp	so	gdp	ob%	sf	sh	sb-att	po	a	e	fld%
2022	.213	59-56	188	40	40	9	0	2	20	55	.293	36	8	37	4	.353	6	6	4-4	42	78	9	.930
2023	.255	37-37	141	38	36	3	1	5	33	56	.397	25	8	21	0	.390	3	1	2-3	30	73	5	.954
TOTAL	.231	96-93	329	78	76	12	1	7	53	111	.337	61	16	58	4	.369	9	7	6-7	72	151	14	.941

Michael Doolin

Year	avg	gp-gs	ab	r	h	2b	3b	hr	rbi	tb	slg%	bb	hbp	so	gdp	ob%	sf	sh	sb-att	po	a	e	fld%
2020	.000	0-0	0	0	0	0	0	0	0	0	.000	0	0	0	0	.000	0	0	0-0	1	0	1	.500
TOTAL	.000	0-0	0	0	0	0	0	0	0	0	.000	0	0	0	0	.000	0	0	0-0	1	0	1	.500

Year	era	w-l	app	gs	cg	sho	sv	ip	h	r	er	bb	so	2b	3b	hr	bf	bavg	wp	hbp	bk	sfa	sha
2020	0.87	1-0	5	0	0	0/2	1	10.1	6	1	1	4	18	1	0	1	45	.162	0	4	0	0	0
TOTAL	0.87	1-0	5	0	0	0/2	1	10.1	6	1	1	4	18	1	0	1	45	.162	0	4	0	0	0

Andrew Dutkanych IV

Year	avg	gp-gs	ab	r	h	2b	3b	hr	rbi	tb	slg%	bb	hbp	so	gdp	ob%	sf	sh	sb-att	po	a	e	fld%
2023	.000	0-0	0	0	0	0	0	0	0	0	.000	0	0	0	0	.000	0	0	0-0	0	1	0	1.000
TOTAL	.000	0-0	0	0	0	0	0	0	0	0	.000	0	0	0	0	.000	0	0	0-0	0	1	0	1.000

Year	era	w-l	app	gs	cg	sho	sv	ip	h	r	er	bb	so	2b	3b	hr	bf	bavg	wp	hbp	bk	sfa	sha
2023	2.84	1-0	4	1	0	0/0	0	6.1	4	3	2	9	6	1	0	1	29	.200	2	0	0	0	0
TOTAL	2.84	1-0	4	1	0	0/0	0	6.1	4	3	2	9	6	1	0	1	29	.200	2	0	0	0	0

Alan Espinal

Year	avg	gp-gs	ab	r	h	2b	3b	hr	rbi	tb	slg%	bb	hbp	so	gdp	ob%	sf	sh	sb-att	po	a	e	fld%
2021	.200	6-0	5	1	1	0	0	1	1	4	.800	0	0	2	0	.200	0	0	0-0	12	0	0	1.000
2022	.211	18-1	19	1	4	1	0	0	2	5	.263	1	0	8	0	.250	0	0	0-0	49	3	1	.981
2023	.234	18-13	47	11	11	1	0	4	14	24	.511	8	1	19	0	.357	0	0	0-0	140	11	0	1.000
TOTAL	.225	42-14	71	13	16	2	0	5	17	33	.465	9	1	29	0	.321	0	0	0-0	201	14	1	.995

Individual Career History

Devin Futrell

Year	avg	gp-gs	ab	r	h	2b	3b	hr	rbi	tb	slg%	bb	hbp	so	gdp	ob%	sf	sh	sb-att	po	a	e	fld%
2022	.000	0-0	0	0	0	0	0	0	0	0	.000	0	0	0	0	.000	0	0	0-0	1	9	0	1.000
2023	.000	0-0	0	0	0	0	0	0	0	0	.000	0	0	0	0	.000	0	0	0-0	1	5	1	.857
TOTAL	.000	0-0	0	0	0	0	0	0	0	0	.000	0	0	0	0	.000	0	0	0-0	2	14	1	.941

Year	era	w-l	app	gs	cg	sho	sv	ip	h	r	er	bb	so	2b	3b	hr	bf	bavg	wp	hbp	bk	sfa	sha
2022	3.41	9-3	14	13	1	0/2	0	63.1	53	24	24	13	64	13	0	8	258	.225	3	6	0	2	1
2023	2.35	6-1	9	8	0	0/2	0	46.0	29	12	12	12	40	7	0	6	180	.179	0	4	0	1	1
TOTAL	2.96	15-4	23	21	1	0/4	0	109.1	82	36	36	25	104	20	0	14	438	.206	3	10	0	3	2

Ryan Ginther

Year	avg	gp-gs	ab	r	h	2b	3b	hr	rbi	tb	slg%	bb	hbp	so	gdp	ob%	sf	sh	sb-att	po	a	e	fld%
2022	.000	0-0	0	0	0	0	0	0	0	0	.000	0	0	0	0	.000	0	0	0-0	1	2	0	1.000
2023	.000	0-0	0	0	0	0	0	0	0	0	.000	0	0	0	0	.000	0	0	0-0	1	4	0	1.000
TOTAL	.000	0-0	0	0	0	0	0	0	0	0	.000	0	0	0	0	.000	0	0	0-0	2	6	0	1.000

Year	era	w-l	app	gs	cg	sho	sv	ip	h	r	er	bb	so	2b	3b	hr	bf	bavg	wp	hbp	bk	sfa	sha
2022	5.87	0-0	7	0	0	0/0	0	7.2	8	6	5	2	12	3	0	1	36	.267	1	3	0	1	0
2023	3.98	2-0	12	0	0	0/2	0	20.1	15	9	9	5	21	4	0	2	82	.203	1	3	0	0	0
TOTAL	4.50	2-0	19	0	0	0/2	0	28.0	23	15	14	7	33	7	0	3	118	.221	2	6	0	1	0

Calvin Hewett

Year	avg	gp-gs	ab	r	h	2b	3b	hr	rbi	tb	slg%	bb	hbp	so	gdp	ob%	sf	sh	sb-att	po	a	e	fld%
2021	.571	15-2	7	3	4	2	0	0	3	6	.857	1	2	1	0	.700	0	0	0-0	3	0	0	1.000
2022	.329	33-21	85	20	28	2	0	4	18	42	.494	9	8	22	0	.437	1	3	5-6	46	0	0	1.000
2023	.268	32-11	56	16	15	2	1	0	4	19	.339	3	6	14	1	.369	0	0	10-10	23	0	1	.958
TOTAL	.318	80-34	148	39	47	6	1	4	25	67	.453	13	16	37	1	.427	1	3	15-16	72	0	1	.986

Sam Hliboki

Year	avg	gp-gs	ab	r	h	2b	3b	hr	rbi	tb	slg%	bb	hbp	so	gdp	ob%	sf	sh	sb-att	po	a	e	fld%
2020	.000	0-0	0	0	0	0	0	0	0	0	.000	0	0	0	0	.000	0	0	0-0	2	3	0	1.000
2021	.000	0-0	0	0	0	0	0	0	0	0	.000	0	0	0	0	.000	0	0	0-0	1	2	0	1.000
2023	.000	0-0	0	0	0	0	0	0	0	0	.000	0	0	0	0	.000	0	0	0-0	1	1	0	1.000
TOTAL	.000	0-0	0	0	0	0	0	0	0	0	.000	0	0	0	0	.000	0	0	0-0	4	6	0	1.000

Year	era	w-l	app	gs	cg	sho	sv	ip	h	r	er	bb	so	2b	3b	hr	bf	bavg	wp	hbp	bk	sfa	sha
2020	0.00	0-0	5	0	0	0/0	2	15.2	2	0	0	2	16	1	0	0	52	.043	0	2	0	1	1
2021	2.70	0-0	9	1	0	0/0	2	20.0	15	6	6	4	20	4	0	2	81	.203	0	3	0	0	0
2023	6.38	3-3	10	0	0	0/1	0	24.0	24	17	17	4	31	2	1	5	98	.264	0	3	0	0	0
TOTAL	3.47	3-3	24	1	0	0/1	4	59.2	41	23	23	10	67	7	1	7	231	.194	0	8	0	1	1

Cooper Holbrook

Year	avg	gp-gs	ab	r	h	2b	3b	hr	rbi	tb	slg%	bb	hbp	so	gdp	ob%	sf	sh	sb-att	po	a	e	fld%

Individual Career History

Carter Holton

Year	avg	gp-gs	ab	r	h	2b	3b	hr	rbi	tb	slg%	bb	hbp	so	gdp	ob%	sf	sh	sb-att	po	a	e	fld%
2022	.000	0-0	0	0	0	0	0	0	0	0	.000	0	0	0	0	.000	0	0	0-0	1	12	1	.929
2023	.000	0-0	0	0	0	0	0	0	0	0	.000	0	0	0	0	.000	0	0	0-0	2	2	0	1.000
TOTAL	.000	0-0	0	0	0	0	0	0	0	0	.000	0	0	0	0	.000	0	0	0-0	3	14	1	.944

Year	era	w-l	app	gs	cg	sho	sv	ip	h	r	er	bb	so	2b	3b	hr	bf	bavg	wp	hbp	bk	sfa	sha
2022	3.14	8-4	15	15	2	1/3	0	80.1	56	32	28	29	97	8	1	10	339	.192	5	13	1	1	3
2023	3.46	4-0	8	8	0	0/1	0	39.0	31	15	15	16	46	13	0	2	164	.221	4	6	0	2	0
TOTAL	3.24	12-4	23	23	2	1/4	0	119.1	87	47	43	45	143	21	1	12	503	.201	9	19	1	3	3

David Horn

Year	avg	gp-gs	ab	r	h	2b	3b	hr	rbi	tb	slg%	bb	hbp	so	gdp	ob%	sf	sh	sb-att	po	a	e	fld%

Year	era	w-l	app	gs	cg	sho	sv	ip	h	r	er	bb	so	2b	3b	hr	bf	bavg	wp	hbp	bk	sfa	sha
2023	9.00	1-0	4	0	0	0/0	0	6.0	4	7	6	7	6	2	0	1	30	.182	1	1	0	0	0
TOTAL	9.00	1-0	4	0	0	0/0	0	6.0	4	7	6	7	6	2	0	1	30	.182	1	1	0	0	0

Devan Kodali

Year	avg	gp-gs	ab	r	h	2b	3b	hr	rbi	tb	slg%	bb	hbp	so	gdp	ob%	sf	sh	sb-att	po	a	e	fld%

Troy LaNeve

Year	avg	gp-gs	ab	r	h	2b	3b	hr	rbi	tb	slg%	bb	hbp	so	gdp	ob%	sf	sh	sb-att	po	a	e	fld%
2020	.000	2-0	1	0	0	0	0	0	0	0	.000	0	1	1	0	.500	0	0	0-0	4	0	0	1.000
2021	.286	37-19	84	16	24	7	0	6	22	49	.583	4	1	27	1	.326	0	1	0-0	21	0	1	.955
2022	.176	20-9	34	7	6	0	0	2	7	12	.353	7	0	12	0	.310	1	0	0-0	4	0	0	1.000
2023	.125	8-0	8	1	1	1	0	0	2	2	.250	1	0	6	0	.222	0	0	0-0	0	0	0	.000
TOTAL	.244	67-28	127	24	31	8	0	8	31	63	.496	12	2	46	1	.317	1	1	0-0	29	0	1	.967

Cade Law

Year	avg	gp-gs	ab	r	h	2b	3b	hr	rbi	tb	slg%	bb	hbp	so	gdp	ob%	sf	sh	sb-att	po	a	e	fld%

Chris Maldonado

Year	avg	gp-gs	ab	r	h	2b	3b	hr	rbi	tb	slg%	bb	hbp	so	gdp	ob%	sf	sh	sb-att	po	a	e	fld%
2023	.360	26-24	89	14	32	11	0	4	23	55	.618	10	3	17	3	.433	2	1	2-2	9	1	1	.909
TOTAL	.360	26-24	89	14	32	11	0	4	23	55	.618	10	3	17	3	.433	2	1	2-2	9	1	1	.909

Individual Career History

Nick Maldonado

Year	avg	gp-gs	ab	r	h	2b	3b	hr	rbi	tb	slg%	bb	hbp	so	gdp	ob%	sf	sh	sb-att	po	a	e	fld%
2020	.000	0-0	0	0	0	0	0	0	0	0	.000	0	0	0	0	.000	0	0	0-0	1	0	0	1.000
2021	.000	0-0	0	0	0	0	0	0	0	0	.000	0	0	0	0	.000	0	0	0-0	6	4	0	1.000
2022	.000	0-0	0	0	0	0	0	0	0	0	.000	0	0	0	0	.000	0	0	0-0	5	2	4	.636
2023	.000	0-0	0	0	0	0	0	0	0	0	.000	0	0	0	0	.000	0	0	0-0	2	1	0	1.000
TOTAL	.000	0-0	0	0	0	0	0	0	0	0	.000	0	0	0	0	.000	0	0	0-0	14	7	4	.840

Year	era	w-l	app	gs	cg	sho	sv	ip	h	r	er	bb	so	2b	3b	hr	bf	bavg	wp	hbp	bk	sfa	sha
2020	2.70	0-0	4	0	0	0/0	0	6.2	7	2	2	1	6	2	0	0	27	.269	0	0	0	0	0
2021	2.31	1-2	28	0	0	0/4	9	50.2	32	13	13	7	59	8	0	4	197	.173	2	4	0	0	1
2022	3.96	3-1	13	4	0	0/3	0	38.2	41	23	17	16	34	13	0	3	178	.268	2	6	0	2	1
2023	0.47	1-0	14	0	0	0/4	4	19.0	6	1	1	5	22	2	0	1	67	.098	1	1	0	0	0
TOTAL	2.58	5-3	59	4	0	0/11	13	115.0	86	39	33	29	121	25	0	8	469	.202	5	11	0	2	2

T.J. McKenzie

Year	avg	gp-gs	ab	r	h	2b	3b	hr	rbi	tb	slg%	bb	hbp	so	gdp	ob%	sf	sh	sb-att	po	a	e	fld%
2020	.000	8-0	1	1	0	0	0	0	0	0	.000	0	1	0	0	.500	0	0	0-0	0	0	0	.000
2021	.000	4-0	1	0	0	0	0	0	0	0	.000	0	1	1	0	.500	0	0	0-0	0	0	0	.000
2022	.313	15-2	16	5	5	1	0	1	6	9	.563	1	0	5	0	.353	0	1	0-0	3	0	0	1.000
2023	.158	13-5	19	2	3	2	0	0	1	5	.263	3	0	6	1	.273	0	0	1-3	6	1	1	.875
TOTAL	.216	40-7	37	8	8	3	0	1	7	14	.378	4	2	12	1	.326	0	1	1-3	9	1	1	.909

Grayson Moore

Year	avg	gp-gs	ab	r	h	2b	3b	hr	rbi	tb	slg%	bb	hbp	so	gdp	ob%	sf	sh	sb-att	po	a	e	fld%
2021	.000	0-0	0	0	0	0	0	0	0	0	.000	0	0	0	0	.000	0	0	0-0	1	0	0	1.000
2022	.000	0-0	0	0	0	0	0	0	0	0	.000	0	0	0	0	.000	0	0	0-0	2	0	0	1.000
TOTAL	.000	0-0	0	0	0	0	0	0	0	0	.000	0	0	0	0	.000	0	0	0-0	3	0	0	1.000

Year	era	w-l	app	gs	cg	sho	sv	ip	h	r	er	bb	so	2b	3b	hr	bf	bavg	wp	hbp	bk	sfa	sha
2021	9.00	0-0	5	0	0	0/1	0	6.0	8	8	6	4	6	1	0	5	30	.308	1	0	1	0	0
2022	5.06	1-1	16	1	0	0/0	0	26.2	23	16	15	15	39	6	1	3	118	.225	1	1	0	0	0
2023	5.02	0-0	5	2	0	0/0	0	14.1	15	11	8	7	24	3	0	1	68	.263	0	2	0	1	1
TOTAL	5.55	1-1	26	3	0	0/1	0	47.0	46	35	29	26	69	10	1	9	216	.249	2	3	1	1	1

Parker Noland

Year	avg	gp-gs	ab	r	h	2b	3b	hr	rbi	tb	slg%	bb	hbp	so	gdp	ob%	sf	sh	sb-att	po	a	e	fld%
2020	.259	17-14	58	8	15	3	0	0	11	18	.310	7	0	14	2	.324	3	2	2-2	8	25	1	.971
2021	.260	66-66	246	39	64	15	0	7	43	100	.407	28	1	77	4	.336	2	5	4-4	102	74	6	.967
2022	.274	48-39	146	29	40	7	0	6	26	65	.445	21	0	40	4	.363	1	3	3-6	170	32	5	.976
2023	.268	36-36	138	22	37	6	1	6	29	63	.457	18	2	35	2	.361	0	2	0-1	245	15	6	.977
TOTAL	.265	167-155	588	98	156	31	1	19	109	246	.418	74	3	166	12	.347	6	12	9-13	525	146	18	.974

Individual Career History

Hunter Owen

Year	avg	gp-gs	ab	r	h	2b	3b	hr	rbi	tb	slg%	bb	hbp	so	gdp	ob%	sf	sh	sb-att	po	a	e	fld%
2021	.000	0-0	0	0	0	0	0	0	0	0	.000	0	0	0	0	.000	0	0	0-0	1	3	1	.800
2022	.000	0-0	0	0	0	0	0	0	0	0	.000	0	0	0	0	.000	0	0	0-0	0	5	0	1.000
2023	.000	0-0	0	0	0	0	0	0	0	0	.000	0	0	0	0	.000	0	0	0-0	0	6	0	1.000
TOTAL	.000	0-0	0	0	0	0	0	0	0	0	.000	0	0	0	0	.000	0	0	0-0	1	14	1	.938

Year	era	w-l	app	gs	cg	sho	sv	ip	h	r	er	bb	so	2b	3b	hr	bf	bavg	wp	hbp	bk	sfa	sha
2021	10.26	0-0	14	0	0	0/1	0	16.2	22	22	19	15	19	6	0	3	90	.314	5	4	0	1	0
2022	4.05	2-1	8	1	0	0/1	0	26.2	22	12	12	8	38	1	0	2	112	.222	4	5	0	0	0
2023	3.33	3-0	8	8	1	1/1	0	46.0	37	20	17	14	52	7	0	5	190	.219	1	4	0	1	2
TOTAL	4.84	5-1	30	9	1	1/3	0	89.1	81	54	48	37	109	14	0	10	392	.240	10	13	0	2	2

Matthew Polk

Year	avg	gp-gs	ab	r	h	2b	3b	hr	rbi	tb	slg%	bb	hbp	so	gdp	ob%	sf	sh	sb-att	po	a	e	fld%
2022	.250	24-7	36	7	9	1	0	1	8	13	.361	2	5	11	0	.372	0	0	1-2	1	0	1	.500
2023	.293	33-31	99	18	29	3	1	4	20	46	.465	3	11	22	0	.374	2	2	3-3	23	2	0	1.000
TOTAL	.281	57-38	135	25	38	4	1	5	28	59	.437	5	16	33	0	.373	2	2	4-5	24	2	1	.963

Logan Poteet

Year	avg	gp-gs	ab	r	h	2b	3b	hr	rbi	tb	slg%	bb	hbp	so	gdp	ob%	sf	sh	sb-att	po	a	e	fld%

Colton Regen

Year	avg	gp-gs	ab	r	h	2b	3b	hr	rbi	tb	slg%	bb	hbp	so	gdp	ob%	sf	sh	sb-att	po	a	e	fld%

Year	era	w-l	app	gs	cg	sho	sv	ip	h	r	er	bb	so	2b	3b	hr	bf	bavg	wp	hbp	bk	sfa	sha
2023	6.00	0-0	3	0	0	0/0	0	3.0	3	2	2	5	4	0	0	0	17	.250	0	0	0	0	0
TOTAL	6.00	0-0	3	0	0	0/0	0	3.0	3	2	2	5	4	0	0	0	17	.250	0	0	0	0	0

Patrick Reilly

Year	avg	gp-gs	ab	r	h	2b	3b	hr	rbi	tb	slg%	bb	hbp	so	gdp	ob%	sf	sh	sb-att	po	a	e	fld%
2021	.000	0-0	0	0	0	0	0	0	0	0	.000	0	0	0	0	.000	0	0	0-0	5	8	3	.813
2022	.000	0-0	0	0	0	0	0	0	0	0	.000	0	0	0	0	.000	0	0	0-0	6	4	0	1.000
2023	.000	0-0	0	0	0	0	0	0	0	0	.000	0	0	0	0	.000	0	0	0-0	1	1	0	1.000
TOTAL	.000	0-0	0	0	0	0	0	0	0	0	.000	0	0	0	0	.000	0	0	0-0	12	13	3	.893

Year	era	w-l	app	gs	cg	sho	sv	ip	h	r	er	bb	so	2b	3b	hr	bf	bavg	wp	hbp	bk	sfa	sha
2021	4.98	4-2	16	7	0	0/1	0	43.1	31	26	24	28	53	6	0	8	193	.194	7	3	0	0	2
2022	4.99	2-3	17	3	0	0/1	0	52.1	50	29	29	35	69	8	0	6	245	.253	5	9	0	2	1
2023	4.58	2-1	8	2	0	0/1	0	19.2	13	10	10	9	23	0	0	1	82	.186	1	2	0	1	0
TOTAL	4.92	8-6	41	12	0	0/3	0	115.1	94	65	63	72	145	14	0	15	520	.220	13	14	0	3	3

Individual Career History

JD Rogers

Year	avg	gp-gs	ab	r	h	2b	3b	hr	rbi	tb	slg%	bb	hbp	so	gdp	ob%	sf	sh	sb-att	po	a	e	fld%
2023	.333	11-0	6	3	2	0	0	0	1	2	.333	1	0	2	0	.429	0	0	0-0	3	0	0	1.000
TOTAL	.333	11-0	6	3	2	0	0	0	1	2	.333	1	0	2	0	.429	0	0	0-0	3	0	0	1.000

RJ Schreck

Year	avg	gp-gs	ab	r	h	2b	3b	hr	rbi	tb	slg%	bb	hbp	so	gdp	ob%	sf	sh	sb-att	po	a	e	fld%
2019*	.182	32-21	77	4	14	4	1	0	5	20	.260	10	1	30	1	.284	0	1	0-1	0	0	0	.000
2020*	.100	7-2	10	1	1	0	0	0	0	1	.100	3	0	2	0	.308	0	0	0-0	0	0	0	.000
2021*	.337	54-54	208	49	70	8	0	18	52	132	.635	27	10	43	5	.435	1	0	11-12	0	0	0	.000
2022*	.288	47-47	177	21	51	9	1	8	37	86	.486	26	10	29	3	.401	4	0	8-8	0	0	0	.000
2023	.362	37-37	130	40	47	12	2	9	42	90	.692	29	12	19	0	.497	6	1	5-6	69	3	0	1.000
TOTAL	.362	37-37	130	40	47	12	2	9	42	90	.692	29	12	19	0	.497	6	1	5-6	69	3	0	1.000
All*	.304	177-161	602	115	183	33	4	35	136	329	.547	95	33	123	9	.420	11	2	24-27	69	3	0	1.000

* Statistics from prior team/school

Thomas Schultz

Year	avg	gp-gs	ab	r	h	2b	3b	hr	rbi	tb	slg%	bb	hbp	so	gdp	ob%	sf	sh	sb-att	po	a	e	fld%
2020	.000	0-0	0	0	0	0	0	0	0	0	.000	0	0	0	0	.000	0	0	0-0	0	1	0	1.000
2021	.000	0-0	0	0	0	0	0	0	0	0	.000	0	0	0	0	.000	0	0	0-0	2	3	0	1.000
2022	.000	0-0	0	0	0	0	0	0	0	0	.000	0	0	0	0	.000	0	0	0-0	2	11	0	1.000
2023	.000	0-0	0	0	0	0	0	0	0	0	.000	0	0	0	0	.000	0	0	0-0	3	1	0	1.000
TOTAL	.000	0-0	0	0	0	0	0	0	0	0	.000	0	0	0	0	.000	0	0	0-0	7	16	0	1.000

Year	era	w-l	app	gs	cg	sho	sv	ip	h	r	er	bb	so	2b	3b	hr	bf	bavg	wp	hbp	bk	sfa	sha
2020	0.66	0-1	4	1	0	0/1	1	13.2	9	1	1	3	17	2	0	0	53	.184	1	0	0	0	1
2021	4.09	4-2	14	9	0	0/4	0	44.0	33	21	20	18	40	7	0	6	186	.209	2	7	0	1	2
2022	2.88	4-2	23	0	0	0/3	8	34.1	26	17	11	10	33	6	0	1	138	.215	1	3	0	0	4
2023	4.70	1-1	11	1	0	0/0	0	15.1	18	9	8	5	21	4	0	3	67	.305	0	0	0	0	3
TOTAL	3.35	9-6	52	11	0	0/8	9	107.1	86	48	40	36	111	19	0	10	444	.222	4	10	0	1	10

JD Thompson

Year	avg	gp-gs	ab	r	h	2b	3b	hr	rbi	tb	slg%	bb	hbp	so	gdp	ob%	sf	sh	sb-att	po	a	e	fld%

Year	era	w-l	app	gs	cg	sho	sv	ip	h	r	er	bb	so	2b	3b	hr	bf	bavg	wp	hbp	bk	sfa	sha
2023	2.53	2-1	7	0	0	0/0	0	10.2	7	3	3	4	11	1	0	0	47	.179	2	3	0	1	0
TOTAL	2.53	2-1	7	0	0	0/0	0	10.2	7	3	3	4	11	1	0	0	47	.179	2	3	0	1	0

Jonathan Vastine

Year	avg	gp-gs	ab	r	h	2b	3b	hr	rbi	tb	slg%	bb	hbp	so	gdp	ob%	sf	sh	sb-att	po	a	e	fld%
2022	.196	30-12	51	6	10	2	0	0	6	12	.235	4	0	19	0	.246	2	1	1-1	17	15	1	.970
2023	.275	37-37	138	30	38	12	2	3	28	63	.457	18	0	36	1	.352	3	2	4-6	52	75	3	.977
TOTAL	.254	67-49	189	36	48	14	2	3	34	75	.397	22	0	55	1	.324	5	3	5-7	69	90	4	.975

Raymond Velazquez

Year	avg	gp-gs	ab	r	h	2b	3b	hr	rbi	tb	slg%	bb	hbp	so	gdp	ob%	sf	sh	sb-att	po	a	e	fld%

CAREER HIGHS (At Vanderbilt)

99 • Jack Anderson
Innings Pitched: 2.0, 3x, last vs. Indiana State (4/18/23)
Strikeouts: 3, 3x, last at Mississippi State (3/24/23)
Hits Allowed: 2, at Mississippi State (3/24/23)
Walks Allowed: 4, vs. LMU (3/12/23)
Earned Runs Allowed: 4, vs. LMU (3/12/23)

2 • Ivan Arias
Hits:
Runs:
RBI:
Walks: 1 vs. Indiana State (4/18/23)
HRs:
Strikeouts:
Stolen Bases:

42 • RJ Austin
Hits: 4, vs. Belmont (3/14/23)
Runs: 3, vs. Georgia (4/1/23)
RBI: 4, vs. Ole Miss (3/17/23)
Walks: 2, 3x last vs. Georgia (4/1/23)
HRs: 2, vs. Maryland (3/4/23)
Strikeouts: 3, vs. South Carolina (4/16/23)
Stolen Bases: 1, 3x, last at Missouri (4/8/23)

51 • Enrique Bradfield Jr.
Hits: 4, 5x, last vs. Middle Tennessee (5/17/22)
Runs: 4, 7x, last vs. North Alabama (4/11/23)
RBI: 5, vs. Alabama (5/7/21)
Walks: 4, vs. Belmont (3/14/23)
HRs: 1, 14x, last vs. South Carolina (4/16/23)
Strikeouts: 3, 2x, last vs. Louisville (5/3/22)
Stolen Bases: 4, 3x, last at Kentucky (4/23/22)

16 • Jack Bulger
Hits: 5, at Auburn (4/09/22)
Runs: 4, vs. Belmont (3/14/23)
RBI: 4, vs. Belmont (3/14/23)
Walks: 3, 2x, last vs. Tennessee Tech (3/7/23)
HRs: 1, 13x, last at Mississippi State (3/26/23)
Strikeouts: 3, 2x, last vs. Mississippi State (4/24/21)
Stolen Bases: 1, 13, last vs. South Carolina (4/15/23)

98 • Greysen Carter
Innings Pitched: 5.0, vs. Lipscomb (3/28/23)
Strikeouts: 5, vs. Lipscomb (3/28/23)
Hits Allowed: 3, vs. LSU (5/19/22)
Walks Allowed: 6, vs. Western Kentucky (4/4/23)
Earned Runs Allowed: 2, vs. North Alabama (4/11/23)

97 • Bryce Cunningham
Innings Pitched: 6.0, vs. Florida (4/17/22)
Strikeouts: 7, 2x, last vs. South Carolina (4/14/23)
Hits Allowed: 7, vs. Florida (4/17/22)
Walks Allowed: 4, vs. Texas A&M (4/30/22)
Earned Runs Allowed: 7, vs. Texas A&M (4/30/22)

11 • Davis Diaz
Hits: 3, 6x, last vs. Lipscomb (3/28/23)
Runs: 4, at Mississippi State (3/26/23)
RBI: 4, 2x last vs North Alabama (4/11/23)
Walks: 3, 3x, last at Mississippi State (3/26/23)
HRs: 2, 5x, last at Mississippi State (3/26/23)
Strikeouts: 2, 8x, last at Missouri (4/6/23)
Stolen Bases: 2, vs. Wagner (3/11/22)

43 • Michael Doolin
Innings Pitched: 4.0, vs. South Alabama (2/19/20)
Strikeouts: 7, vs. South Alabama (2/19/20)
Hits Allowed: 2, vs. Evansville (2/25/20)
Walks Allowed: 2, vs. Hawaii (3/1/20)
Earned Runs Allowed: 1, vs. Hawaii (3/1/20)

80 • Andrew Dutkanych IV
Innings Pitched: 3.0, vs. Maryland (3/4/23)
Strikeouts: 2, 3x, last vs. Maryland (3/4/23)
Hits Allowed: 2, vs. UCLA (2/26/23)
Walks Allowed: 5, vs. Oklahoma State (2/18/23)
Earned Runs Allowed: 1, 3x, last vs. Maryland (3/4/23)

45 • Alan Espinal
Hits: 2, 2x, last vs. UAB (2/22/23)
Runs: 3, vs. North Alabama (4/11/23)
RBI: 5, vs. UAB (2/22/23)
Walks: 2, vs. UAB (2/22/23)
HRs: 2, vs. UAB (2/22/23)
Strikeouts: 3, 2x last vs. Indiana State (4/18/23)
Stolen Bases: None

95 • Devin Futrell
Innings Pitched: 9.0, vs. Lipscomb (3/29/22)
Strikeouts: 10, vs. Austin Peay (4/5/22)
Hits Allowed: 6, 3x, at Mississippi State (3/26/23)
Walks Allowed: 3, 3x, last vs. South Carolina (4/16/23)
Earned Runs Allowed: 5, vs. LSU (5/20/2219

17 • Ryan Ginther
Innings Pitched: 4.0, vs. Evansville (3/8/23)
Strikeouts: 7, vs. Evansville (3/8/23)
Hits Allowed: 5, vs. OK State (2/18/23)
Walks Allowed: 2, 2x last at Missouri (4/6/23)
Earned Runs Allowed: 5, vs. OK State (2/18/23)

21 • Calvin Hewett
Hits: 3, 2x, last vs. Austin Peay (4/5/22)
Runs: 3, Austin Peay (4/5/22)
RBI: 2, 7x, last vs. Oklahoma State (2/18/23)
Walks: 2, at South Carolina (3/24/22)
HRs: 1, 4x, last vs. Texas A&M (4/30/22)
Strikeouts: 3, vs. Austin Peay (2/28/23)
Stolen Bases: 3, vs. Texas (2/19/23)

40 • Sam Hliboki
Innings Pitched: 4.0, vs. Georgia State (2/27/21)
Strikeouts: 8, at Minnesota (3/5/23)
Hits Allowed: 4, vs. Georgia St. (2/27/21)
Walks Allowed: 7, vs. South Carolina (4/14/23)
Earned Runs Allowed: 7, vs. South Carolina (4/14/23)

32 • Cooper Holbrook
Hits:
Runs:
RBI:
Walks:
HRs:
Strikeouts:
Stolen Bases:

20 • Carter Holton
Innings Pitched: 7.0, 4x, last vs. Georgia (3/31/23)
Strikeouts: 13, vs. Wagner (3/11/22)
Hits Allowed: 8, vs. Nebraska (3/3/23)
Walks Allowed: 4, 4x, last vs. South Carolina (4/15/23)
Earned Runs Allowed: 7, at South Carolina (3/25/22)

38 • David Horn
Innings Pitched: 2.0, 2x, last vs. Indiana State (4/18/23)
Strikeouts: 2, vs. TCU (2/17/23)
Hits Allowed: 1, vs. TCU (2/17/23)
Walks Allowed: 4, vs. Indiana State (4/18/23)
Earned Runs Allowed: 6, vs. Indiana State (4/18/23)

23 • Devan Kodali
Hits:
Runs:
RBI:
Walks:
HRs:
Strikeouts:
Stolen Bases:

19 • Troy Laneve
Hits: 3, 2x, last vs. Kentucky (5/20/21)
Runs: 2, 4x, vs. Wagner (3/13/22)
RBI: 4, vs. Presbyterian (6/4/21)
Walks: 1, 12x, last at Mississippi State (3/24/23)
HRs: 1, 8x, last at Auburn (4/09/22)
Strikeouts: 3, 2x, last at Kentucky (4/24/22)
Stolen Bases: None

44 • Cade Law
Hits:
Runs:
RBI:
Walks:
HRs:
Strikeouts:
Stolen Bases:

8 • Chris Maldonado
Hits: 3, 4x, last vs. Georgia (4/2/23)
Runs: 3, vs. Georgia (4/1/23)
RBI: 3, 2x, last vs. Georgia (4/1/23)
Walks: 2, 2x, last vs. Georgia (4/1/23)
HRs: 1, 4x, last vs. Georgia (4/1/23)
Strikeouts: 2, 3x, last vs South Carolina (4/16/23)
Stolen Bases: 1, 2x last vs. Georgia (4/2/23)

29 • Nick Maldonado
Innings Pitched: 7.2, vs. San Diego (6/5/22)
Strikeouts: 8, 2x, last vs. UCLA (2/26/23)
Hits Allowed: 6, 2x, vs. Oklahoma State (2/19/22)
Walks Allowed: 4 vs. San Diego (6/5/22)
Earned Runs Allowed: 4, 2x, last vs. San Diego (6/5/22)

10 • T.J. McKenzie
Hits: 2, 2x, last vs. Texas (2/19/23)
Runs: 1, 7x, last vs. Indiana State (4/18/23)
RBI: 3, vs. Evansville (2/23/22)
Walks: 1, 4x, last vs. Indiana State (4/18/23)
HRs: 1, vs. Evansville (2/23/22)
Strikeouts: 2, 2x, last vs. UCLA (2/25/23)
Stolen Bases: 1, vs. Evansville (3/8/23)

36 • Grayson Moore
Innings Pitched: 4.0, vs. MTSU (5/17/22)
Strikeouts: 8, vs. Central Arkansas (2/21/23)
Hits Allowed: 5, vs. Tennessee Tech (3/7/23)
Walks Allowed: 3, vs. Belmont (3/14/21)
Earned Runs Allowed: 4, vs. TCU (2/17/23)

25 • Parker Noland
Hits: 5, at Mississippi State (3/24/23)
Runs: 3, 5x, last at Mississippi State (3/25/23)
RBI: 11, at Mississippi State (3/24/23)
Walks: 2, 12x, last vs. South Carolina (4/14/23)
HRs: 2, at Mississippi State (3/24/23)
Strikeouts: 3, 8x, last vs. Ole Miss (3/18/23)
Stolen Bases: 1, 7x, last vs. Austin Peay (4/5/22)

33 • Hunter Owen
Innings Pitched: 9.0, vs. Ole Miss (3/17/23)
Strikeouts: 11, vs. Ole Miss (3/17/23)
Hits Allowed: 8, at Mississippi State (3/25/23)
Walks Allowed: 3, 2x, last vs. Maryland (3/4/23)
Earned Runs Allowed: 6, vs. Maryland (3/4/23)

1 • Matthew Polk
Hits: 3, vs. Ole Miss (3/16/23)
Runs: 3, 2x, last vs. Austin Peay (2/28/23)
RBI: 3, 3x, last vs. Georgia (4/1/23)
Walks: 1, 5x, last vs. LMU (3/11/23)
HRs: 1, 5x, vs. Ole Miss (3/16/23)
Strikeouts: 3, 2x last at Mississippi State (3/24/23)
Stolen Bases: 1, 3x, last vs. Belmont (3/14/23)

CAREER HIGHS (At Vanderbilt)

5 • Logan Poteet
Hits:
Runs:
RBI:
Walks:
HRs:
Strikeouts:
Stolen Bases:

55 • Colton Regen
Innings Pitched: 1.0 3x last vs. Indiana State (4/18/23)
Strikeouts: 2 vs. North Alabama (4/11/23)
Hits Allowed: 1 vs. South Carolina (4/14/23)
Walks Allowed: 2 vs. North Alabama (4/11/23)
Runs Allowed: 1 vs. South Carolina (4/14/23)

88 • Patrick Reilly
Innings Pitched: 7.0 vs. Alabama (5/8/21)
Strikeouts: 14, at South Carolina (3/25/22)
Hits Allowed: 8, vs. LSU (5/19/22)
Walks Allowed: 4, 4x, last vs. Tennessee (4/3/22)
Earned Runs Allowed: 6, 2x, last vs. LSU (5/19/22)

18 • JD Rogers
Hits: 1, 2x last vs. Lipscomb (3/28/23)
Runs: 1, 3x, last at Mississippi State (3/24/23)
RBI: 1, vs. Lipscomb (3/28/23)
Walks: 1,at Mississippi State (3/24/23)
HRs: None
Strikeouts: 1, 2x last vs. North Alabama (4/11/23)
Stolen Bases: None

3 • RJ Schreck
Hits: 3, 3x last vs. Georgia (4/1/23)
Runs: 4, at Mississippi State (3/24/23)
RBI: 8, at Mississippi State (3/24/23)
Walks: 3, 2x last vs. North Alabama (4/11/23)
HRs: 2, 2x, last at Mississippi State (3/24/23)
Strikeouts: 2, 4x, last vs South Carolina (4/14/23)
Stolen Bases: 1, 5x, last vs. South Carolina (4/15/23)

66 • Thomas Schultz
Innings Pitched: 6.0, 2x, last vs. Austin Peay (4/20/21)
Strikeouts: 8, vs. UIC (3/5/21)
Hits Allowed: 6, at Oklahoma St. (3/14/21)
Walks Allowed: 3, 4x, last vs. W. Kentucky (4/4/23)
Earned Runs Allowed: 8, vs. LSU (5/21/22)

22 • JD Thompson
Innings Pitched: 3.0, vs. Evansville (3/8/23)
Strikeouts: 5, vs. Evansville (3/8/23)
Hits Allowed: 2, vs. Indiana State (4/18/23)
Walks Allowed: 2, vs. Indiana State (4/18/23)
Runs Allowed: None

13 • Jonathan Vastine
Hits: 3, 2x, last vs. Ole Miss (3/16/23)
Runs: 3, vs. Tennessee Tech (3/7/23)
RBI: 4, vs. North Alabama (4/11/23)
Walks: 3, vs. Tennessee Tech (3/7/23)
HRs: 1, 3x, last vs. Belmont (3/14/23)
Strikeouts: 3, at Georgia (5/8/22)
Stolen Bases: 1, 4x, last vs. Indiana State (4/18/23)

9 • Raymond Velazquez
Hits:
Runs:
RBI:
Walks:
HRs:
Strikeouts:
Stolen Bases:

6 • Matt Wolfe
Hits:
Runs:
RBI:
Walks:
HRs:
Strikeouts:
Stolen Bases:

THE LAST TIME VANDERBILT ...

Won 5 or more consecutive games _____ 8 games (March 14-March 28, 2023)
Won 7 or more consecutive games _____ 8 games (March 14-March 28, 2023)
Won 10 or more consecutive games _____ 10 games (March 14-March 31, 2022)
Won 13 or more consecutive games _____ 13 games (March 14-April 2, 2023)
Won 14 or more consecutive games _____ 14 games (March 14-April 4, 2023)
Won 15 or more consecutive games _____ 15 games (March 14-April 6, 2023)

Won 5 or more consecutive home games _____ 6 games (Feb. 26-March 11, 2023)
Won 8 or more consecutive home games _____ 9 games (March 16-April 11, 2023)
Won 10 or more consecutive home games _____ 12 games (Feb. 23-March 20, 2022)
Won 20 or more consecutive home games _____ Never Happened

Won 5 or more consecutive road games _____ 7 games (March 25, 2021-April 16, 2021)
Won 7 or more consecutive road games _____ 7 games (March 25, 2021-April 16, 2021)
Won 10 or more consecutive road games _____ 11 games (April 9-May 17, 2019)
Won 12 or more consecutive road games _____ 13 games (April 20, 2013-March 18, 2014)

Won 5 or more consecutive conference games _____ 6 games (March 16-March 26, 2023)
Won 6 or more consecutive conference games _____ 7 games (March 16-April 6, 2023)
Won 9 or more consecutive conference games _____ 10 games (April 19-May 10, 2019)
Won 11 or more consecutive conference games _____ 11 games (April 20-May 16, 2013)

Won 5 or more consecutive conference home games _____ 9 games (May 17, 2018-March 30, 2019)
Won 8 or more consecutive conference home games _____ 9 games (May 17, 2018-March 30, 2019)
Won 9 or more consecutive conference home games _____ 12 games (March 23-May 16, 2013)

Won 5 or more consecutive conference road games _____ 16 games (April 19, 2019-April 16, 2021)
Won 7 or more consecutive conference road games _____ 16 games (April 19, 2019-April 16, 2021)
Won 9 or more consecutive conference road games _____ 16 games (April 19, 2019-April 16, 2021)

Won 5 or more consecutive midweek games _____ 7 games (Feb. 22, 2023- April 11, 2023)
Won 10 or more consecutive midweek games _____ 25 games (March 5, 2019-April 20, 2021)
Won 15 or more consecutive midweek games _____ 25 games (March 5, 2019-April 20, 2021)
Won 17 or more consecutive midweek games _____ 25 games (March 5, 2019-April 20, 2021)

Won 5 or more consecutive midweek home games _____ 7 games (Feb. 22, 2023-April 11, 2023)
Won 13 or more consecutive midweek home games _____ 28 games (March 5, 2019-April 19, 2022)
Won 14 or more consecutive midweek home games _____ 28 games (March 5, 2019-April 19, 2022)

Lost 5 or more consecutive games _____ 6 games (April 29-May 8, 2018)
Lost 7 or more consecutive games _____ 7 games (March 28-April 6, 1997)
Lost 8 or more consecutive games _____ 12 games (March 25-April 10, 1994)

Lost 4 or more consecutive home games _____ 4 games (Feb. 24-29, 2012)
Lost 5 or more consecutive home games _____ 6 games (April 30-May 22, 2005)
Lost 6 or more consecutive home games _____ 6 games (April 30-May 22, 2005)
Lost 7 or more consecutive home games _____ 9 games (1965-1966)

Lost 5 or more consecutive road games _____ 6 games (March 30-April 20, 2018)
Lost 6 or more consecutive road games _____ 6 games (March 30-April 20, 2018)
Lost 7 or more consecutive road games _____ 8 games (Feb. 17-April 6, 2012)
Lost 8 or more consecutive road games _____ 8 games (Feb. 17-April 6, 2012)
Lost 9 or more consecutive road games _____ 9 games (March 25-April 26, 1994)
Los 10 or more consecutive road games _____ 11 games (April 18, 1978-March 5, 1979)

Lost 5 or more consecutive conference games _____ 6 games (March 25-April 8, 2022)
Lost 6 or more consecutive conference games _____ 6 games (March 25-April 8, 2022)
Lost 7 or more consecutive conference games _____ 7 games (May 10, 2008-March 15, 2009)
Lost 8 or more consecutive conference games _____ 11 games (April 5-27, 2002)
Lost 9 or more consecutive conference games _____ 11 games (April 5-27, 2002)
Lost 10 or more consecutive conference games _____ 11 games (April 5-27, 2002)

Lost 5 or more consecutive conference home games _____ 5 games (April 12-27, 2002)
Lost 6 or more consecutive conference home games _____ 9 games (April 14-May 14, 2000)
Lost 7 or more consecutive conference home games _____ 9 games (April 14-May 14, 2000)
Lost 8 or more consecutive conference home games _____ 9 games (April 14-May 14, 2000)

Lost 5 or more consecutive conference road games _____ 5 games (March 30-April 20, 2018)
Lost 6 or more consecutive conference road games _____ 10 games (April 5-May 17, 2002)
Lost 7 or more consecutive conference road games _____ 10 games (April 5-May 17, 2002)
Lost 8 or more consecutive conference road games _____ 10 games (April 5-May 17, 2002)

Shutout an opponent _____ at Missouri, 5-0, (April 8, 2023)
Shutout an opponent on Opening Day _____ vs. #7 Oklahoma State, 3-0 (Feb. 18, 2022)
Shutout an opponent at home _____ vs. Georgia, 4-0, (March 31-April 2, 2023)
Shutout an SEC opponent at home _____ vs. Georgia, 4-0, (March 31-April 2, 2023)
Shutout an opponent on the road _____ at Missouri, 5-0, (April 8, 2023)
Shutout an SEC opponent on the road _____ at Missouri, 5-0, (April 8, 2023)
Shutout an opponent on a neutral field _____ vs. Duke, 3-0 @ Nashville Super Regional (June 8, 2019)
Shutout a midweek opponent at home _____ vs. Tennessee Tech, 7-0 (April 19, 2022)
Shutout a midweek opponent on the road _____ at Middle Tennessee, 1-0 (April 12, 2011)
Shutout back-to-back opponents _____ vs. Tennessee Tech, 7-0; at Kentucky, 10-0 (April 19-22, 2022)
Shutout three consecutive opponents _____ vs. South Alabama, 3-0 + 4-0; vs. Illinois-Chicago, 9-0 (Feb. 18-21, 2020)

Was shutout _____ vs. #17 UCLA, 3-0 (Feb. 25, 2023)
Was shutout in back-to-back games _____ Kentucky, 14-0 & 4-0 (April 23, 1976)

Was shutout on Opening Day _____ vs. San Diego, 10-0 (Feb. 17, 2006)
Was shutout at home _____ vs. #17 UCLA, 3-0 (Feb. 25, 2023)

Was shutout at home by an SEC opponent _____ #1 Tennessee, 5-0 (April 3, 2022)
Was shutout on the road _____ at Texas A&M, 7-0 (March 17, 2019)
Was shutout on the road by an SEC opponent _____ at Texas A&M, 7-0 (March 17, 2019)
Was shutout on a neutral field _____ vs. Mississippi State, 9-0, at College World Series (June 30, 2021))
Was shutout against a midweek opponent at home _____ vs. #10 Louisville, 1-0 (May 3, 2022)
Was shutout against a midweek opponent on the road _____ at North Florida, 2-0 (March 5, 1991)
Was shutout against a non-conference opponent on a neutral site _____ vs. NC State, 1-0, at CWS (June 21, 2021)

Run-ruled an opponent _____ vs. North Alabama, 14-2 (7 inn.) (April 11, 2023)
Run-ruled an opponent at home _____ vs. North Alabama, 14-2 (7 inn.) (April 11, 2023)
Run-ruled an opponent in a season _____ 6x, last vs. North Alabama (April 11, 2023)

Was run-ruled _____ vs. Texas A&M, 13-3, 7 inn. @ SEC Tournament (May 27, 2016)

Played in 14 or more innings _____ 14 innings, vs. Illinois-Chicago (W, 6-5) (Feb. 27, 2016)
Played in 15 or more innings _____ 16 innings, vs. Ole Miss (L, 6-5) (April 10, 2015)
Played in 16 or more innings _____ 16 innings, vs. Ole Miss (L, 6-5) (April 10, 2015)
Played in 17 or more innings _____ 2x, last 17 innings, vs. Evansville (W, 2-1) (March 8, 2023)
_____ Previous: 17 innings, vs. Louisville (W, 11-10) (May 11, 2010)

Won both games of a doubleheader _____ vs. Wagner: 12-1, 13-1 (March 5, 2022)
Shutout opponent in both games of a doubleheader _____ vs. Georgia: 3-0, 6-0 (April 27, 1976)
Lost both games of a doubleheader _____ at Tennessee: 4-2 (11), 4-3 (April 25, 2010)

Swept a 3-game series at home _____ vs. Georgia (#3 Ole Miss (March 31-April 2, 2023)
Swept a 3-game series at home vs. non-conference opponent _____ vs. Wagner (March 11-13, 2022)
Swept a 3-game series on the road _____ at Mississippi State (March 24-27, 2023)
Swept a 3-game SEC series at home _____ vs. Georgia (#3 Ole Miss (March 31-April 2, 2023)
Swept a 3-game SEC series on the road _____ at Mississippi State (March 24-27, 2023)
Swept a midweek series at home _____ 2 games, vs. South Alabama (Feb. 18-19, 2020)
Swept a midweek series on the road _____ 2 games, at Ohio (May 17-18, 2005)
Swept a four-game series _____ at Hawaii (March 4-6, 2022)

Was swept in a 3-game series at home _____ vs. #1 Tennessee (April 1-3, 2022)
Was swept in a 3-game series at home vs. non-conference opponent _____ vs. Oregon (Feb. 24-26, 2012)
Was swept in a 3-game series on the road _____ at Auburn (May 4-6, 2018)
Was swept in a 3-game SEC series at home _____ vs. #1 Tennessee (April 1-3, 2022)
Was swept in a 3-game SEC series on the road _____ at Auburn (May 4-6, 2018)

Swept 3 or more SEC series in a season _____ 5, 2019 (vs. UF, at ALA, vs. AUB, at USC, at UK)
Swept 5 or more SEC series in a season _____ 5, 2019 (vs. UF, at ALA, vs. AUB, at USC, at UK)
Swept 6 or more SEC series in a season _____ 6, 2013 (at AUB, vs. UT, at OM, vs. MIZ, vs. MSU, vs. UK)
Was swept in 3 or more SEC series in a season _____ 3, 2009 (vs. ALA, at USC, vs. UT)
Was swept in 4 or more SEC series in a season _____ 4, 2002 (vs. UGA, at OM, at UF, at AUB)

Swept Alabama in a 3-game series at home _____ April 9-11, 2011
Swept Alabama in a 3-game series on the road _____ April 19-21, 2019
Was swept by Alabama in a 3-game series at home _____ April 17-19, 2009
Was swept by Alabama in a 3-game series on the road _____ April 22-23, 2006

Swept Florida in a 3-game series at home _____ March 21-23, 2019
Swept Florida in a 3-game series on the road _____ Never Happened
Was swept by Florida in a 3-game series at home _____ May 20-22, 2005
Was swept by Florida in a 3-game series on the road _____ March 30-April 1, 2018

Swept Georgia in a 3-game series at home _____ March 31-April 2, 2023
Swept Georgia in a 3-game series on the road _____ April 3-5, 2015
Was swept by Georgia in a 3-game series at home _____ March 31-April 2, 2023
Was swept by Georgia in a 3-game series on the road _____ May 2-4, 2003

Swept Kentucky in a 3-game series at home _____ May 17-19, 2018
Swept Kentucky in a 3-game series on the road _____ May 16-18, 2019
Was swept by Kentucky in a 3-game series at home _____ May 12-14, 2000
Was swept by Kentucky in a 3-game series on the road _____ April 9-10, 1988

Swept LSU in a 3-game series at home _____ April 22-24, 2011
Swept LSU in a 3-game series on the road _____ April 1-3, 2021
Was swept by LSU in a 3-game series at home _____ Never Happened
Was swept by LSU in a 3-game series on the road _____ March 7-9, 1997

Swept Mississippi State in a 3-game series at home _____ April 26-28, 2013
Swept Mississippi State in a 3-game series on the road _____ March 24-27, 2023
Was swept by Mississippi State in a 3-game series at home _____ April 20-21, 1991
Was swept by Mississippi State in a 3-game series on the road _____ March 11-12, 2000

Swept Missouri in a 3-game series at home _____ March 18-20, 2022
Swept Missouri in a 3-game series on the road _____ March 25-27, 2021
Was swept by Missouri in a 3-game series at home _____ Never Happened
Was swept by Missouri in a 3-game series on the road _____ Never Happened

Swept Ole Miss in a 3-game series at home _____ March 16-19, 2023
Swept Ole Miss in a 3-game series on the road _____ April 5-7, 2013
Was swept by Ole Miss in a 3-game series at home _____ 1967
Was swept by Ole Miss in a 3-game series on the road _____ April 5-6, 2008

Swept South Carolina in a 3-game series at home _____ Never Happened
Swept South Carolina in a 3-game series on the road _____ May 3-5, 2019
Was swept by South Carolina in a 3-game series at home _____ April 12-14, 2002
Was swept by South Carolina in a 3-game series on the road _____ May 1-3, 2009

Swept Tennessee in a 3-game series at home _____ March 29-31, 2013
Swept Tennessee in a 3-game series on the road _____ May 2-4, 2008
Was swept by Tennessee in a 3-game series at home _____ April 1-3, 2022
Was swept by Tennessee in a 3-game series on the road _____ May 5-7, 2000

THE LAST TIME VANDERBILT ...

Defeated a Top 25 ranked team _____ vs. #6 South Carolina, 6-4 (April 16, 2023)
Defeated a Top 25 ranked team at home _____ vs. #6 South Carolina, 6-4 (April 16, 2023)
Defeated a Top 25 ranked team on the road _____ at #4 Arkansas, 5-0, 7 inn. (May 15, 2022)
Defeated a Top 25 ranked team at a neutral site _____ vs. #18 Maryland, 8-7 (March 4, 2023)
Defeated a Top 25 ranked non-conference team _____ vs. #18 Maryland, 8-7 (March 4, 2023)
Defeated a Top 25 ranked non-conference team at home _____ vs. #17 UCLA, 2-1 (Feb. 26, 2023)
Defeated a Top 25 ranked non-conference team on the road _____ at #13 Oklahoma State - Game 2, 18-4 (March 13, 2021)

Defeated a Top 20 ranked team _____ vs. #6 South Carolina, 6-4 (April 16, 2023)
Defeated a Top 20 ranked team at home _____ vs. #6 South Carolina, 6-4 (April 16, 2023)
Defeated a Top 20 ranked team on the road _____ at #4 Arkansas, 5-0, 7 inn. (May 15, 2022)
Defeated a Top 20 ranked team at a neutral site _____ vs. #18 Maryland, 8-7 (March 4, 2023)

Defeated a Top 15 ranked team _____ vs. #6 South Carolina, 6-4 (April 16, 2023)
Defeated a Top 15 ranked team at home _____ vs. #6 South Carolina, 6-4 (April 16, 2023)
Defeated a Top 15 ranked team on the road _____ at #4 Arkansas, 5-0, 7 inn. (May 15, 2022)
Defeated a Top 15 ranked team at a neutral site _____ vs. #9 Oklahoma State, 11-9 (Feb. 18, 2023)

Defeated a Top 10 ranked team _____ vs. #3 Ole Miss, 7-2 (Mar. 18, 2023)
Defeated a Top 10 ranked team at home _____ vs. #3 Ole Miss, 7-2 (Mar. 18, 2023))
Defeated a Top 10 ranked team on the road _____ at #4 Arkansas, 5-0, 7 inn. (May 15, 2022)
Defeated a Top 10 ranked team at a neutral site _____ vs. #9 Oklahoma State, 11-9 (Feb. 18, 2023)

Defeated a Top 5 ranked team _____ vs. #3 Ole Miss, 7-2 (Mar. 18, 2023)
Defeated a Top 5 ranked team at home _____ vs. #3 Ole Miss, 7-2 (Mar. 18, 2023)
Defeated a Top 5 ranked team on the road _____ at #4 Arkansas, 5-0, 7 inn. (May 15, 2022)
Defeated a Top 5 ranked team at a neutral site _____ vs. #3 Oregon State, 8-1 [NCAA Regional] (June 6, 2022)

Defeated a #1 ranked team _____ vs. #1 Texas A&M, 6-5 (May 25, 2016)
Defeated a #1 ranked team at home _____ vs. #1 Kentucky, 4-3 (April 28, 2012)
Defeated a #1 ranked team on the road _____ at #1 Florida, 5-0 (May 14, 2016)
Defeated a #1 ranked team at a neutral site _____ vs. #1 Texas A&M, 6-5 (May 25, 2016)

Won a series against a Top 25 ranked team _____ vs. #6 South Carolina,6-14, 8-5, 6-4 (April 14-16, 2023)
Won a series against a Top 10 ranked team _____ vs. #6 South Carolina,6-14, 8-5, 6-4 (April 14-16, 2023)
Won a series against a Top 25 ranked team at home _____ vs. #6 South Carolina,6-14, 8-5, 6-4 (April 14-16, 2023
Won a series against a Top 10 ranked team at home _____ vs. #6 South Carolina,6-14, 8-5, 6-4 (April 14-16, 2023
Won a series against a Top 25 ranked team on the road _____ at #4 Arkansas, 9-6, 6-11, 5-0 (May 13-15, 2022)
Won a series against a Top 10 ranked team on the road _____ at #4 Arkansas, 9-6, 6-11, 5-0 (May 13-15, 2022)
Swept a series against a Top 25 ranked team _____ vs. #3 Ole Miss, 12-2, 8-0, 7-2 (March 16-18, 2023)
Swept a series against a Top 10 ranked team _____ 2 games, at #1 Arkansas, 9-0, 13-6 (April 10-11, 2009)
3 games, vs. #3 Ole Miss, 12-2, 8-0, 7-2 (March 16-18, 2023)
Played to a tie vs. Alabama, 3-3 - 8 inn. (May 20, 2017)

Hit back-to-back home runs _____ RJ Schreck (2-run), Jack Bulger (solo), 3rd inn. vs. South Carolina (April 15, 2023)
Hit back-to-back HR twice in a game _____ Spencer Jones (solo), Dominic Keegan (solo) - 3rd inn; _____ Tate Kolwyck (solo), Carter Young (solo) - 7th inn. vs. Missouri (March 20, 2022)
Had multiple players hit 2-or-more home runs _____
Stephen Scott (2), Philip Clarke (2), Connor Kaiser (3) at Clemson (June 3, 2018)
Hit 2 or more home runs in an inning _____ 2, 6th inning at Mississippi State (March 25, 2023)
Hit 3 or more home runs in an inning _____ 3, 3rd inning, vs. San Diego (Feb. 21, 2016)
Hit 5 or more home runs in a game _____ 5, vs. Duke (June 9, 2019)
Hit 6 or more home runs in a game _____ 9, vs. #8 Clemson @ NCAA Clemson Regional (June 3, 2018)
Hit 8 or more home runs in a game _____ 9, vs. #8 Clemson @ NCAA Clemson Regional (June 3, 2018)
Hit multiple grand slams in a single game _____ 2, Noland Parker at Mississippi State (March 24, 2023)
Hit multiple grand slams in a season _____ 4 (D. Keegan, T. Kolwyck, C. Young, I. Thomas) (2021)
Hit 3 or more grand slams in a season _____ 4 (D. Keegan, T. Kolwyck, C. Young, I. Thomas) (2021)
Hit 4 or more grand slams in a season _____ 4 (D. Keegan, T. Kolwyck, C. Young, I. Thomas) (2021)

Homered in 3 or more consecutive innings _____ 3, vs. New Mexico State, 6th-7th-8th [NCAA Regional] (June 4, 2022)
Homered in 4 or more consecutive innings _____ 4, vs. Clemson, 5th-6th-7th-8th (June 3, 2018)
Homered in 5 or more consecutive games _____ 13 games (March 1-22, 2022)
Homered in 8 or more consecutive games _____ 13 games (March 1-22, 2022)
Homered in 9 or more consecutive games _____ 13 games (March 1-22, 2022)
Homered in 10 or more consecutive games _____ 13 games (March 1-22, 2022)

Scored 10 or more runs in 3 consecutive games _____ 3 games (March 11-13, 2022)
Scored 10 or more runs in 4 consecutive games _____ 4 games (April 9-14, 2013)
Scored 10 or more runs in 5 or more consecutive games _____ 6 games (April 22-May 1, 2011)
Scored 15 or more runs in a game _____ 21, vs. New Mexico State [NCAA Regional] (June 4, 2022)
Scored 20 or more runs in a game _____ 21, vs. New Mexico State [NCAA Regional] (June 4, 2022)
Scored 20 or more runs in consecutive games _____ 21-10 vs. Tennessee Tech; 22-11 at S. Carolina (April 30; May 3, 2019)

Scored 10 or more runs in a loss _____ 12-14, vs. Arkansas (April 14, 2019)
Scored 15 or more runs in a loss _____ 15-16, 10 inn. - at LSU (May 7, 2010)
Scored 17 or more runs in a loss _____ 17-22, vs. Michigan State (March 20, 1993)
Scored 20 or more runs in a loss _____ Never Happened

Scored 10 or more unanswered runs _____ 12, 2x, last vs. Tennessee Tech (March 7, 2023)
Scored 15 or more unanswered runs _____ 17, vs. New Mexico State [NCAA Regional] (June 4, 2022)
Scored 20 or more unanswered runs _____ 21, vs. Radford @ NCAA Nashville Regional (June 1, 2015)

Scored in 5 consecutive innings _____ 5, (1st-5th) vs. North Alabama (April 11, 2023)
Scored in 6 consecutive innings _____ 6, (4th-9th inn.) at Ole Miss (May 15, 2021)
Scored 5 or more runs in the first inning _____ 7, vs. #11 Mississippi State, 8-2, at CWS (6/28/21)
Scored 6 or more runs in the first inning _____ 7, vs. #11 Mississippi State, 8-2, at CWS (6/28/21)
Scored 7 or more runs in the first inning _____ 7, vs. #11 Mississippi State, 8-2, at CWS (6/28/21)
Scored 9 or more runs in the first inning _____ 9, vs. Samford (March 12, 2019)

Scored in the first inning in 4 or more consecutive games _____ 5 games (April 4-11, 2023)
Scored 7 or more runs in an inning _____ 8, (7th inn.) vs. Austin Peay, 11-7 (Feb. 28, 2023)
Scored 10 or more runs in an inning _____ 10, (5th inn.) vs. Belmont, 13-4 (March 22, 2022)
Scored 14 or more runs in an inning _____ 14 (3rd inn.) vs. Middle Tennessee (May 15, 2018)
Scored 4 or more runs in three diff. innings _____ 7 (4th inn), 9 (6th inn) & 5 (7th inn) at South Carolina (May 3, 2019)
Scored 4 or more runs in three diff. innings in consecutive games _____ 6 (1st inn), 5 (3rd inn) & 4 (4th inn)
vs. Tennessee Tech (April 30, 2019) and 7 (4th inn), 9 (6th inn) & 5 (7th inn) at S. Carolina (May 3, 2019)

Scored 10 or more runs in a road game _____ 11, at #22 Georgia (May 6, 2022)
Scored 15 or more runs in a road game _____ 19, at Auburn (April 9, 2022)
Scored 20 or more runs in a road game _____ 22, at South Carolina (May 3, 2019)
Scored 25 or more runs in a road game _____ Never Happened

Allowed 10 or more runs in a loss _____ 14, vs. #6 South Carolina (April 16, 2023)
Allowed 10 or more runs in a win _____ 11, vs. Georgia Tech (June 6, 2021)
Allowed 15 or more runs in a game _____ 18, vs. Duke (June 7, 2019)
Allowed 20 or more runs in a game _____ 20, vs. Florida (April 15, 2017)
Allowed 7 or more runs in an inning _____ 8, 7th inn. at #22 Georgia (May 7, 2022)
Allowed 10 or more runs in an inning _____ 13, 7th inn. vs. Xavier (June 4, 2016)
Allowed 5 or more runs in the first inning _____ 6, vs. Ole Miss @ SEC Tourney (May 26, 2019)

Overcame a deficit of 4 or more runs in a win _____ 4, vs. Indiana State (May 10, 2022)
Overcame a deficit of 5 or more runs in a win _____ 8, vs. Ole Miss @ SEC Tournament (May 26, 2019)
Overcame a deficit of 6 or more runs in a win _____ 8, vs. Ole Miss @ SEC Tournament (May 26, 2019)
Overcame a deficit of 7 or more runs in a win _____ 8, vs. Ole Miss @ SEC Tournament (May 26, 2019)
Overcame a deficit of 8 or more runs in a win _____ 8, vs. Ole Miss @ SEC Tournament (May 26, 2019)
Overcame a deficit of 9 or more runs in a win _____ 10, vs. Illinois State (March 1, 2015)

Squandered a lead of 4 or more runs in a loss _____ 4, at Missouri (April 6, 2023)
Squandered a lead of 5 or more runs in a loss _____ 5, at #19 Texas A&M (March 16, 2019)
Squandered a lead of 6 or more runs in a loss _____ 7, vs. South Carolina (April 27, 2018)
Squandered a lead of 7 or more runs in a loss _____ 7, vs. South Carolina (April 27, 2018)

Had 15 or more hits in a game _____ 18, vs. Georgia (April 1, 2023)
Had 15 or more hits in a win _____ 18, vs. Georgia (April 1, 2023)
Had 18 or more hits in a game _____ 18, vs. Georgia (April 1, 2023)
Had 18 or more hits in a win _____ 18, vs. Georgia (April 1, 2023)
Had 20 or more hits in a win _____ 23, at Auburn (April 9, 2022)
Had 30 or more hits in a game _____ 30, vs. Alabama (April 17, 1988)
Had 50 or more hits in an SEC series _____ 54, vs. Missouri (April 12-14, 2013)
Had 15 or more hits in a loss _____ 17, vs. Florida (April 15, 2017)

Had 10 or more total bases in a game _____ Parker Noland (11) at Mississippi State (March 24, 2023)
Had 11 or more total bases in a game _____ Connor Kaiser (14) at Clemson (June 3, 2018)

Had at least 15 hits in back-to-back games _____ 20, 16 at Mississippi State (March 24-25, 2023)
Had at least 10 hits in 5 or more consecutive games _____ 5 games (March 11-18, 2022)
Had at least 10 hits in 6 or more consecutive games _____ 6 games (Feb. 20-March 1, 2019)
Had at least 10 hits in 7 or more consecutive games _____ 7 games (Feb. 18-27, 2018)
Had at least 10 hits in 8 or more consecutive games _____ 8 games (Feb. 27-March 12, 2010)

Had 5 or more doubles in a game _____ 5, vs. Tennessee State (March 7, 2023)
Had 6 or more doubles in a game _____ 10, at Auburn (April 9, 2022)
Had 7 or more doubles in a game _____ 10, at Auburn (April 9, 2022)
Allowed 5 or more doubles in a game _____ 5, at #22 Georgia (May 6, 2022)
Allowed 6 or more doubles in a game _____ 8, vs. Nebraska (March 3, 2023))

Had 2 or more triples in a game _____ 2, vs. Texas (Feb. 19, 2023)
Had 3 or more triples in a game _____ 4, vs. Radford (May 31, 2015)
Had 4 or more triples in a game _____ 4, vs. Radford (May 31, 2015)
Allowed 2 or more triples in a game _____ 2, vs. Duke (June 7, 2019)
Allowed 3 or more triples in a game _____ 3, vs. Texas A&M (April 11, 2014)

THE LAST TIME VANDERBILT ...

Allowed 3 or more home runs in a game 3, at #4 Arkansas (May 14, 2022)
Allowed 4 or more home runs in a game 4, vs. #23 Florida(April 16, 2022)
Allowed 5 or more home runs in a game 7, vs. Georgia (April 8, 2021)

Did not draw a walk in a game at Auburn (April 10, 2022)
Walked 10 or more times in a game 10, vs. Lipscomb (March 28, 2023)
Walked 15 or more times in a game 17, vs. Davidson (March 5, 2019)
Walked 18 or more times in a game 19, vs. Middle Tennessee (May 15, 2018)
Allowed 0 walks in a game vs. LMU (March 11, 2023)
Allowed 0 walks in back-to-back games at San Diego, DH (Feb. 20, 2011)
Allowed 10 or more walks in a game 10, at #4 Arkansas (May 14, 2022)
Allowed 12 or more walks in a game 12, vs. Austin Peay (Feb. 27, 2019)
Allowed 10-plus walks in back-to-back games 12, vs. Illinois State; 12, vs. Evansville (March 1-3, 2015)

Did not strikeout in a game vs. Tennessee-Martin (Feb. 23, 2005)
Struck out 12 or more times in a game 15, vs. #3 Oregon State [NCAA Regional] (June 6, 2022)
Struck out 15 or more times in a game 15, vs. #3 Oregon State [NCAA Regional] (June 6, 2022)
Struck out 15 or more batters in a game 15, vs. Tennessee Tech (March 7, 2023)
Struck out 19 or more batters in a game 19, vs. #5 Arizona (June 19, 2021)
Struck out 20 or more opposing batters in a game 24, vs. Evansville (17 inn.) (March 8, 2023)
Struck out 10 or more opposing batters in 5 consecutive games 6 games (March 11-20, 2022)
Struck out 10 or more opposing batters in 8 consecutive games 9 games (Feb. 18-March 5, 2022)

Pitching staff held opponent scoreless for 10 consecutive inn. in a game 15 inn. vs. Evansville (March 8, 2023)

Had 5 or more hit batters in a game 5, vs. UAB (Feb. 22, 2023)
Had 6 or more hit batters in a game 6, Tennessee Tech (April 19, 2022)

Had 5 or more stolen bases in a game 5, vs. Belmont (March 14, 2023)
Had 6 or more stolen bases in a game 6, vs. Hawaii (March 1, 2020)
Had 7 or more stolen bases in a game 7, vs. UMass-Lowell (Feb. 25, 2018)
Had 8 or more stolen bases in a game 8, vs. UNC-Wilmington (June 1, 2012)

Left 13 or more runners on base 13, at Minnesota (March 5, 2023)
Left 14 or more runners on base 14, at Kentucky (April 22, 2022)
Left 15 or more runners on base 15, vs. #14 Florida (March 22, 2019)
Left 16 or more runners on base 18, vs. Evansville (March 8, 2023)

Committed 4 or more errors in a game 4, at #22 Georgia (May 7, 2022)
Committed 5 or more errors in a game 6, at Middle Tennessee (March 22, 2016)
Committed 6 or more errors in a game 6, at Middle Tennessee (March 22, 2016)

Combined for a no-hitter at Minnesota (Carter,Hliboki, Ginther, Maldonado), March 5, 2023
Combined for a perfect game at Western Kentucky (J. Lewis, N. Pilkington, J. Scott, M. Buschmann), May 6, 2003
Combined on a one-hitter vs. Lipscomb, 6 inn. (Devin Futrell, Bryce Cunningham), Feb. 23, 2022
Combined on a two-hitter vs. North Alabama, 7 inn(Carter, Thompson, Horn, Anderson, Regen, Schultz)) April 11, 2023
Combined on a three-hitter vs. Lipscomb, 8 inn. (B. Cunningham, G. Carter, R. Ginther, P. Reilly), March 29, 2023
Was no-hit at Texas A&M (Kyle Simonds, 9.0), May 7, 2016

Started six true freshmen at Auburn (Austin Martin - LF, Philip Clarke - DH, Pat DeMarco - RF, Jayson Gonzalez - SS, Garrett Blaylock - 3B, Mason Hickman - SP), May 6, 2018

HITTING:
Hit an inside-the-park home run Will Toffey vs. Belmont (March 22, 2017)
Hit a pinch-hit home run Troy LaNeve at Auburn (April 9, 2022)
Hit a grand slam Parker Noland at Mississippi State (March 24, 2023)
Hit a grand slam on the road Parker Noland at Mississippi State (March 24, 2023)

Hit a walk-off home run Troy LaNeve vs. Kentucky (May 20, 2021)
Hit an extra-inning walk-off home run Isaiah Thomas vs. Hawaii, 11th inning (March 1, 2020)
Hit a postseason walk-off home run JJ Bleday vs. Mississippi State (June 9, 2018)
Had a walk-off base hit Spencer Jones vs. Indiana State (May 10, 2022)
Drew a walk-off walk Carter Young vs. TCU (March 8, 2020)

Hit 2 or more home runs in a game Davis Diaz at Mississippi State (March 26, 2023)
Hit 2 or more home runs in an SEC game Davis Diaz at Mississippi State (March 26, 2023)
Hit 3 or more home runs in a game Connor Kaiser (3) at Clemson (June 3, 2018)
Hit 2 or more home runs in consecutive games Davis Diaz at Mississippi State (March 25-26, 2023)

Homered in consecutive at-bats Davis Diaz, 3rd inn., 4th inn. at Mississippi State (March 26, 2023)
Homered in consecutive at-bats in an SEC game Davis Diaz, 3rd inn., 4th inn. at Mississippi State (March 26, 2023)

Hit for the cycle Clinton Johnston vs. Kentucky (April 28, 1996)
Hit for the cycle in an SEC game Clinton Johnston vs. Kentucky (April 28, 1996)

Had a 20-game hit streak JJ Bleday and Austin Martin, 20 (May 17, 2018-March 1, 2019)
Had a 25-game hit streak Xavier Turner, 27 (March 4-April 22, 2014)
Had a 45-game on-base streak JJ Bleday, 50 (March 19-June 26, 2019)

Had 2 hits in an inning Spencer Jones (HR, 2B), Dominic Keegan (2B, 2B) and Jack Bulger (1B, 2B) at Auburn (April 9, 2022)
Had 5 or more hits in a game Spencer Jones (6) vs. Indiana State (May 10, 2022)

Had 5 or more RBIs in a game Alan Espinal (5), vs. UAB (2/22/23)
Had 6 or more RBIs in a game Maxwell Romero Jr. (7) & Dominic Keegan (6) vs. Georgia State - Game 2 (Feb. 28, 2021)
Had 7 or more RBIs in a game Maxwell Romero Jr. (7) vs. Georgia State - Game 2 (Feb. 28, 2021)
Had 10 or more RBIs in a game Parker Noland (11) at Mississippi State (March 24, 2023)

Stole home Spencer Jones vs. Middle Tennessee (May 17, 2022)
Had a triple steal Ethan Paul (home), Jeren Kendall (3rd), Bryan Reynolds (2nd) vs. Auburn (May 19, 2016)
Had 3 or more stolen bases in a game 3, Enrique Bradfield Jr. vs. Belmont (March 14, 2023)
Had 2 or more stolen bases in an inning 3, Calvin Hewett vs. Texas (Feb. 23, 2023)

Drew four or more walks in a game 4, Enrique Bradfield Jr. vs. Belmont (March 14, 2023)

PITCHING:
Threw a 9-inning no-hitter Jack Leiter vs. #16 South Carolina (March 20, 2021)
Kumar Rocker vs. Duke @ Nashville Super Regional (June 8, 2019)
Doug Wessel vs. Belmont (April 19, 1971)

Struck out 10 or more batters in a game Chris McElvain, 11, vs. NM State [NCAA Regional] (June 4, 2022)
Struck out 10 or more batters in an SEC game Hunter Owen, 10, vs. #3 Ole Miss (March 17, 2023)
Struck out 12 or more batters in a game Carter Holton, 13, vs. Wagner - Game 2 (March 11, 2022)
True freshman struck out 10 or more batters in a game Devin Futrell, 10, vs. Austin Peay (April 5, 2022)
True freshman struck out 10 or more batters in debut Jack Leiter, 12, vs. South Alabama (Feb. 18, 2020)
True freshman struck out 15 or more batters in a game Kumar Rocker, 19, vs. Duke (June 8, 2019)
Struck out 15 or more batters in a game Jack Leiter, 15, vs. NC State (June 21, 2021)
Struck out 10 or more batters in consecutive games
Kumar Rocker (11) and Jack Leiter (10) vs. #12 East Carolina (June 11-12, 2021)

Pitched a 7-inning, complete game Carter Holton at #4 Arkansas(May 15, 2022)
Pitched 9 or more innings 9.0, Hunter Owen vs. #3 Ole Miss (March 17, 2023)
Pitched 9 or more scoreless innings 9.0, Jack Leiter vs. #16 South Carolina (March 20, 2021)
Pitched a 9-inning, complete game 9.0, Hunter Owen vs. #3 Ole Miss (March 17, 2023)
Pitched a 9-inning, complete-game shutout 9.0, Jack Leiter vs. #16 South Carolina (March 20, 2021)
Picked up 10 or more saves in a season 17, Tyler Brown (2019)
Picked up 15 or more saves in a season 17, Tyler Brown (2019)
Picked up win and save on same day Jackson Gillis vs. Ole Miss, Win - Game 1, Save - Game 2 (April 15, 2018)
Picked up the save (true freshman) Sam Hliboki vs. Hawaii (Feb. 28, 2020)

2023 Vanderbilt Baseball
Game Results for Vanderbilt (as of Apr 20, 2023)
(All games)

Date	Opponent		Score	Inns	Overall	SEC	Pitcher of record	Attend	Time
Feb 17, 2023	vs TCU	L	4-11	9	0-1-0	0-0-0	Hliboki (L 0-1)	15721	3:09
Feb 18, 2023	vs Oklahoma State	W	11-9	9	1-1-0	0-0-0	Dutkanych (W 1-0)	20295	2:56
Feb 19, 2023	vs Texas	W	12-2	9	2-1-0	0-0-0	Futrell (W 1-0)	16100	2:49
Feb 21, 2023	CENTRAL ARKANSAS	L	4-5	9	2-2-0	0-0-0	Reilly (L 0-1)	3642	2:58
Feb 22, 2023	UAB	W	13-1	7	3-2-0	0-0-0	Horn (W 1-0)	3604	2:15
Feb 24, 2023	#17 UCLA	W	6-0	9	4-2-0	0-0-0	Holton (W 1-0)	3778	3:03
Feb 25, 2023	#17 UCLA	L	0-3	9	4-3-0	0-0-0	Hliboki (L 0-2)	3793	2:48
Feb 26, 2023	#17 UCLA	W	2-1	9	5-3-0	0-0-0	Futrell (W 2-0)	3798	2:31
Feb 28, 2023	AUSTIN PEAY	W	11-7	9	6-3-0	0-0-0	Carter (W 1-0)	3550	3:22
Mar 03, 2023	vs Nebraska	L	3-5	9	6-4-0	0-0-0	Schultz (L 0-1)	545	2:11
Mar 04, 2023	vs #18 Maryland	W	8-7	9	7-4-0	0-0-0	N. Maldonado (W 1-0)	0	2:36
Mar 05, 2023	at Minnesota	W	4-0	9	8-4-0	0-0-0	Hliboki (W 1-2)	2796	2:47
Mar 07, 2023	TENNESSEE TECH	W	12-1	9	9-4-0	0-0-0	Futrell (W 3-0)	3637	3:00
Mar 08, 2023	EVANSVILLE	W	2-1	(17)	10-4-0	0-0-0	Thompson (W 1-0)	3491	4:44
Mar 10, 2023	LOYOLA MARYMOUNT	W	2-1	9	11-4-0	0-0-0	Hliboki (W 2-2)	3492	2:02
Mar 11, 2023	LOYOLA MARYMOUNT	W	2-0	9	12-4-0	0-0-0	Owen (W 1-0)	3676	2:04
Mar 12, 2023	LOYOLA MARYMOUNT	L	6-9	9	12-5-0	0-0-0	Futrell (L 3-1)	3566	2:35
Mar 14, 2023	vs Belmont	W	15-6	9	13-5-0	0-0-0	Reilly (W 1-1)	1410	3:10
* Mar 16, 2023	#3 OLE MISS	W	12-2	8	14-5-0	1-0-0	Holton (W 2-0)	3802	2:40
* Mar 17, 2023	#3 OLE MISS	W	8-0	9	15-5-0	2-0-0	Owen (W 2-0)	3802	2:24
* Mar 18, 2023	#3 OLE MISS	W	7-2	9	16-5-0	3-0-0	Futrell (W 4-1)	3802	2:20
* Mar 24, 2023	at Mississippi State	W	26-3	7	17-5-0	4-0-0	Holton (W 3-0)	11080	2:42
* Mar 25, 2023	at Mississippi State	W	18-5	9	18-5-0	5-0-0	Owen (W 3-0)	12927	2:51
* Mar 26, 2023	at Mississippi State	W	11-7	9	19-5-0	6-0-0	Hliboki (W 3-2)	9872	2:37
Mar 28, 2023	LIPSCOMB	W	11-1	8	20-5-0	6-0-0	Carter (W 2-0)	2451	2:42
* Mar 31, 2023	GEORGIA	W	9-2	9	21-5-0	7-0-0	Holton (W 3-0)	3802	2:10
* Apr 01, 2023	GEORGIA	W	16-8	9	22-5-0	8-0-0	Cunningham (W 1-0)	3802	2:55
* Apr 02, 2023	GEORGIA	W	4-0	9	23-5-0	9-0-0	Futrell (W 5-1)	3802	2:16
Apr 04, 2023	WESTERN KENTUCKY	W	8-1	9	24-5-0	9-0-0	Schultz (W 1-1)	3645	2:42
* Apr 06, 2023	at Missouri	W	7-6	9	25-5-0	10-0-0	Ginther (W 1-0)	1320	2:57
* Apr 07, 2023	at Missouri	L	4-5	9	25-6-0	10-1-0	Hliboki (L 3-3)	1912	2:32
* Apr 08, 2023	at Missouri	W	5-0	9	26-6-0	11-1-0	Futrell (W 6-1)	2389	2:12
Apr 11, 2023	NORTH ALABAMA	W	14-2	7	27-6-0	11-1-0	Thompson (W 2-0)	3677	2:38
* Apr 14, 2023	#6 SOUTH CAROLINA	L	6-14	9	27-7-0	11-2-0	Cunningham (L 1-1)	3802	2:45
* Apr 15, 2023	#6 SOUTH CAROLINA	W	8-5	9	28-7-0	12-2-0	Reilly (W 2-1)	3802	2:45
* Apr 16, 2023	#6 SOUTH CAROLINA	W	6-4	9	29-7-0	13-2-0	Ginther (W 2-0)	3802	2:37
Apr 18, 2023	INDIANA STATE	L	2-10	9	29-8-0	13-2-0	Thompson (L 2-1)	3746	2:46

() extra inning game

2023 Vanderbilt Baseball
Miscellaneous Stats for Vanderbilt (as of Apr 20, 2023)
(All games)

Multiple Hit Games	2	3	4	5+	Total
3 RJ Schreck	14	3	-	-	17
42 RJ Austin	13	-	1	-	14
51 Enrique Bradfield Jr	8	3	-	-	11
11 Davis Diaz	8	2	-	-	10
8 Chris Maldonado	5	4	-	-	9
1 Matthew Polk	8	1	-	-	9
25 Parker Noland	5	1	1	1	8
13 Jonathan Vastine	6	2	-	-	8
16 Jack Bulger	6	1	-	-	7
45 Alan Espinal	2	-	-	-	2
10 T.J. McKenzie	1	-	-	-	1
21 Calvin Hewett	1	-	-	-	1
TEAM	77	17	2	1	97

Multiple RBI Games	2	3	4	5+	Total
3 RJ Schreck	8	2	-	1	11
11 Davis Diaz	5	3	2	-	10
42 RJ Austin	7	2	1	-	10
13 Jonathan Vastine	5	3	1	-	9
1 Matthew Polk	4	3	-	-	7
51 Enrique Bradfield Jr	5	1	-	-	6
16 Jack Bulger	3	2	1	-	6
8 Chris Maldonado	4	2	-	-	6
25 Parker Noland	2	1	-	1	4
45 Alan Espinal	1	-	1	1	3
19 Troy LaNeve	1	-	-	-	1
21 Calvin Hewett	1	-	-	-	1
TEAM	46	19	6	3	74

Hitting Streaks	Longest	Current
42 RJ Austin	13	-
11 Davis Diaz	11	-
13 Jonathan Vastine	10	-
51 Enrique Bradfield Jr	9	9
8 Chris Maldonado	9	1
3 RJ Schreck	7	4
1 Matthew Polk	7	-
25 Parker Noland	6	2
45 Alan Espinal	5	-
16 Jack Bulger	5	4
21 Calvin Hewett	3	-
18 JD Rogers	2	-
19 Troy LaNeve	1	-
10 T.J. McKenzie	1	-

Reached Base Streaks	Longest	Current
51 Enrique Bradfield Jr	27	27
42 RJ Austin	25	1
11 Davis Diaz	23	-
3 RJ Schreck	21	21
16 Jack Bulger	20	6
8 Chris Maldonado	14	5
25 Parker Noland	12	2
13 Jonathan Vastine	10	5
1 Matthew Polk	7	2
45 Alan Espinal	5	-
21 Calvin Hewett	4	-
18 JD Rogers	3	-
10 T.J. McKenzie	2	1
2 Ivan Arias	1	1
19 Troy LaNeve	1	-

2023 Vanderbilt Baseball
Miscellaneous Stats for Vanderbilt (as of Apr 20, 2023)
(All games)

Starting Lineup By Position
(Team W-L record when starter)

PITCHER:		
20 Carter Holton	8	(6-2)
95 Devin Futrell	8	(7-1)
33 Hunter Owen	8	(6-2)
98 Greysen Carter	4	(4-0)
97 Bryce Cunningha	3	(2-1)
88 Patrick Reilly	2	(1-1)
36 Grayson Moore	2	(2-0)
66 Thomas Schultz	1	(0-1)
80 Andrew Dutkanyc	1	(1-0)
CATCHER:		
16 Jack Bulger	24	(20-4)
45 Alan Espinal	13	(9-4)
FIRST BASE:		
25 Parker Noland	36	(29-7)
8 Chris Maldonado	1	(0-1)
SECOND BASE:		
42 RJ Austin	28	(23-5)
13 Jonathan Vastine	9	(6-3)
THIRD BASE:		
11 Davis Diaz	28	(23-5)
42 RJ Austin	9	(6-3)
SHORTSTOP:		
13 Jonathan Vastine	28	(23-5)
11 Davis Diaz	9	(6-3)
LEFT FIELD:		
1 Matthew Polk	24	(21-3)
21 Calvin Hewett	11	(7-4)
10 T.J. McKenzie	2	(1-1)
CENTER FIELD:		
51 Enrique Bradfield	37	(29-8)
RIGHT FIELD:		
3 RJ Schreck	34	(28-6)
10 T.J. McKenzie	3	(1-2)
DESIGNATED HITTER:		
8 Chris Maldonado	23	(21-2)
1 Matthew Polk	7	(4-3)
16 Jack Bulger	4	(3-1)
3 RJ Schreck	3	(1-2)

Starting Lineup By Lineup Spot
(Team W-L record when starter)

LEADOFF:		
51 Enrique Bradfield	37	(29-8)
2ND SPOT:		
11 Davis Diaz	20	(17-3)
42 RJ Austin	13	(10-3)
1 Matthew Polk	4	(2-2)
3RD SPOT:		
3 RJ Schreck	34	(27-7)
13 Jonathan Vastine	3	(2-1)
CLEANUP:		
16 Jack Bulger	19	(16-3)
11 Davis Diaz	8	(6-2)
21 Calvin Hewett	8	(5-3)
8 Chris Maldonado	1	(1-0)
3 RJ Schreck	1	(1-0)
5TH SPOT:		
42 RJ Austin	20	(17-3)
13 Jonathan Vastine	9	(7-2)
25 Parker Noland	5	(3-2)
3 RJ Schreck	2	(1-1)
11 Davis Diaz	1	(1-0)
6TH SPOT:		
8 Chris Maldonado	22	(19-3)
11 Davis Diaz	5	(3-2)
25 Parker Noland	5	(4-1)
42 RJ Austin	4	(2-2)
21 Calvin Hewett	1	(1-0)
7TH SPOT:		
25 Parker Noland	26	(22-4)
13 Jonathan Vastine	5	(3-2)
1 Matthew Polk	5	(4-1)
21 Calvin Hewett	1	(0-1)
8TH SPOT:		
1 Matthew Polk	18	(15-3)
16 Jack Bulger	8	(6-2)
13 Jonathan Vastine	5	(4-1)
10 T.J. McKenzie	2	(1-1)
11 Davis Diaz	1	(1-0)
45 Alan Espinal	1	(0-1)
8 Chris Maldonado	1	(1-0)
21 Calvin Hewett	1	(1-0)
9TH SPOT:		
13 Jonathan Vastine	15	(13-2)
45 Alan Espinal	12	(9-3)
1 Matthew Polk	4	(4-0)
10 T.J. McKenzie	3	(1-2)
11 Davis Diaz	2	(1-1)
16 Jack Bulger	1	(1-0)

2023 Vanderbilt Baseball
Miscellaneous Stats for Vanderbilt (as of Apr 20, 2023)
(All games)

STARTERS SUMMARY

		Position											Batting Order								
Player	**GS**	**p**	**c**	**1b**	**2b**	**3b**	**ss**	**lf**	**cf**	**rf**	**of**	**dh**	**1st**	**2nd**	**3rd**	**4th**	**5th**	**6th**	**7th**	**8th**	**9th**
13 Jonathan Vasti	37	.	.	.	9	.	28	.	.	.	.	.	.	.	3	.	9	.	5	5	15
42 RJ Austin	37	.	.	.	28	9	.	.	.	.	.	.	.	13	.	.	20	4	.	.	.
3 RJ Schreck	37	.	.	.	.	.	.	.	.	34	.	3	.	.	34	1	2	.	.	.	.
51 Enrique Bradfie	37	.	.	.	.	.	.	.	37	.	.	.	37	.	.	.	.	.	.	.	.
11 Davis Diaz	37	.	.	.	.	28	9	.	.	.	.	.	.	20	.	8	1	5	.	1	2
25 Parker Noland	36	.	.	36	.	.	.	.	.	.	.	.	.	.	.	.	5	5	26	.	.
1 Matthew Polk	31	.	.	.	.	.	.	24	.	.	.	7	.	4	.	.	.	.	5	18	4
16 Jack Bulger	28	.	24	.	.	.	.	.	.	.	.	4	.	.	.	19	.	.	.	8	1
8 Chris Maldonad	24	.	.	1	.	.	.	.	.	.	.	23	.	.	.	1	.	22	.	1	.
45 Alan Espinal	13	.	13	.	.	.	.	.	.	.	.	.	.	.	.	.	.	.	.	1	12
21 Calvin Hewett	11	.	.	.	.	.	.	11	.	.	.	.	.	.	.	8	.	1	1	1	.
95 Devin Futrell	8	8	.	.	.	.	.	.	.	.	.	.	.	.	.	.	.	.	.	.	.
20 Carter Holton	8	8	.	.	.	.	.	.	.	.	.	.	.	.	.	.	.	.	.	.	.
33 Hunter Owen	8	8	.	.	.	.	.	.	.	.	.	.	.	.	.	.	.	.	.	.	.
10 T.J. McKenzie	5	.	.	.	.	.	.	2	.	3	.	.	.	.	.	.	.	.	.	2	3
98 Greysen Carter	4	4	.	.	.	.	.	.	.	.	.	.	.	.	.	.	.	.	.	.	.
97 Bryce Cunning	3	3	.	.	.	.	.	.	.	.	.	.	.	.	.	.	.	.	.	.	.
36 Grayson Moore	2	2	.	.	.	.	.	.	.	.	.	.	.	.	.	.	.	.	.	.	.
88 Patrick Reilly	2	2	.	.	.	.	.	.	.	.	.	.	.	.	.	.	.	.	.	.	.
66 Thomas Schult	1	1	.	.	.	.	.	.	.	.	.	.	.	.	.	.	.	.	.	.	.
80 Andrew Dutkan	1	1	.	.	.	.	.	.	.	.	.	.	.	.	.	.	.	.	.	.	.