



UNIVERSITY OF MICHIGAN BASKETBALL

GAME DAY NOTEBOOK

NCAA CHAMPIONS 1989 | BIG TEN TITLES 1921, '26, '27, '29, '48, '64, '65, '66, '74, '77, '85, '86, 2012, '14, '21 | BIG TEN TOURNAMENT 1998, 2017, '18

Michigan Basketball 2022-23			
Overall	18-15	Big Ten	11-9
Home	13-4	Home	8-2
Away	3-7	Away	3-7
Neutral	2-4	Neutral	0-0
in OT/2OT	2-3	in OT/2OT	1-3
vs. Ranked	0-5	vs. Ranked	0-3
Associated Press Coaches Poll	not ranked		

Ratings (as of March 12, 2023)			
NCAA Net:	61st	Q1:	2-12
		Q2:	6-2
		Q3:	5-0
		Q4:	4-1
		SOS:	24th
KenPom:	46th	SOS:	26th
Sagarin:	34th	SOS:	18th
ESPN BPI:	58th	SOS:	39th
KPI:	60th	SOS:	21st

Date	Rank	Opponent	W/L	Score	TV/Record
Mon., Nov. 7	[22/22]	PURDUE FORT WAYNE	W	75-56	1-0
Fri., Nov. 11	[22/22]	vs. Eastern Michigan (1)	W	88-83	2-0
Wed., Nov. 16	[20/21]	vs. Pittsburgh (2)	W	91-60	3-0
Thu., Nov. 17	[20/21]	vs. Arizona State (2)	L	87-62	3-1
Sun., Nov. 20	[20/21]	OHIO	W	70-66 ot	4-1
Wed., Nov. 23	[rv/rv]	JACKSON STATE	W	78-68	5-1
Tue., Nov. 29	[rv/rv]	[3/3] VIRGINIA (3)	L	70-68	5-2
Sun., Dec. 4	[rv/rv]	vs. [19/18] Kentucky (4)	L	73-69	5-3
Thu., Dec. 8	-/-	at Minnesota+	W	90-75	6-3; 1-0
Sat., Dec. 17	-/-	LIPSCOMB	W	83-75	7-3; 1-0
Wed., Dec. 21	-/-	vs. North Carolina (5)	L	80-76	7-4; 1-0
Thu., Dec. 29	-/-	CENTRAL MICHIGAN	L	63-61	7-5; 1-0
Sun., Jan. 1	-/-	[rv/21] MARYLAND+	W	81-46	8-5; 2-0
Wed., Jan. 4	-/-	[-/rv] PENN STATE+	W	79-69	9-5; 3-0
Sat., Jan. 7	-/-	at [rv/rv] Michigan State+	L	59-53	9-6; 3-1
Thu., Jan. 12	-/-	at [-/rv] Iowa+	L	93-84 ot	9-7; 3-2
Sun., Jan. 15	-/-	[rv/rv] NORTHWESTERN+	W	85-78	10-7; 4-2
Thu., Jan. 19	-/-	at Maryland+	L	64-58	10-8; 4-3
Sun., Jan. 22	-/-	MINNESOTA+	W	60-56	11-8; 5-3
Thu., Jan. 26	-/-	[1/1] PURDUE+	L	75-70	11-9; 5-4
Sun., Jan. 29	-/-	at Penn State+	L	83-61	11-10; 5-5
Thu., Feb. 2	-/-	at [rv/rv] Northwestern+	W	68-51	12-10; 6-5
Sun., Feb. 5	-/-	OHIO STATE+	W	77-69	13-10; 7-5
Wed., Feb. 8	-/-	NEBRASKA+	W	93-72	14-10; 8-5
Sat., Feb. 11	-/-	[18/18] INDIANA+	L	62-61	14-11; 8-6
Tue., Feb. 14	-/-	at Wisconsin+	L	64-59	14-12; 8-7
Sat., Feb. 18	-/-	MICHIGAN STATE+	W	84-72	15-12; 9-7
Thu., Feb. 23	-/-	at Rutgers+	W	58-45	16-12; 10-7
Sun., Feb. 26	-/-	WISCONSIN+	W	87-79 ot	17-12; 11-7
Thu., March 2	-/-	at Illinois+	L	91-87 2ot	17-13; 11-8
Sun., March 5	-/-	at [15/13] Indiana+	L	75-73 ot	17-14; 11-9

BIG TEN TOURNAMENT Chicago, Ill. (United Center)					
Date	Rank	Opponent	W/L	Score	TV
Wed., March 8	-/-	First Round		Bye: 10th straight year	
Thu., March 9	-/-	vs. #9 Rutgers	L	62-50	17-15

POSTSEASON NIT Las Vegas, Nev. (Orleans Arena)					
Date	Rank	Opponent	W/L	Score	TV
Tue., March 14	-/-	TOLEDO	W	90-80	18-15
Sat., March 18	-/-	at #2 Vanderbilt		Noon	ESPN
March 21/22	[if win]	#4 UAB/MOREHEAD STATE	TBD		ESPN/2/U/+
Tue., March 28	[if win]	vs. NIT Semifinal	TBD		ESPN2
Thu., March 30	[if win]	vs. NIT Championship		6:30 pm PT (9:30 pm)	ESPN2

Schedule Legend: + Big Ten game, (1) Played in Detroit, Mich. (Little Caesars Arena), (2) Legends Classic; Brooklyn, N.Y. (Barclays Center), (3) ACC/Big Ten Challenge, Ann Arbor, Mich. (Crisler Center), (4) London Showcase, London, England (O2 Arena), (5) Jumpman Invitational, Charlotte, N.C. (Spectrum Center)



Postseason NIT | 2023



Game #33 | NIT First Round

Tuesday, March 14, 2023 | Ann Arbor, Michigan | Crisler Center

#3 Michigan defeats Toledo, 90-80

- Michigan shot a season-high 57 percent (13-for-23) from three-point range to defeat Toledo, 90-80, in the first round of the NIT.
- Kobe Bufkin led Michigan with 23 points, eight rebounds and five assists, while Joey Baker added a season-high 21 points on 73 percent shooting (8-for-11), including a career-best 5-for-7 from long range. Hunter Dickinson scored 19 points and collected nine rebounds, while Dug McDaniel scored 16 points to go with eight assists.
- Late in the second half, Bufkin and Baker made consecutive fastbreak layups to give the Wolverines a three-possession lead, and Bufkin poured in a jumper on U-M's next possession to complete a 6-0 run. The stretch gave Michigan a nine-point advantage, and Toledo pulled no closer than seven the rest of the way as the Wolverines closed out the game with late free throws.

Game #34 | NIT Second Round

#3 MICHIGAN wolverines (18-15; 11-9 Big Ten)

at #2 VANDERBILT commodores (21-14; 11-7 SEC)



- Date:** Saturday, March 18, 2023
- Tipoff:** Noon
- Location:** Nashville, Tennessee
- Arena:** Memorial Gymnasium (14,316)
- TV:** ESPN
- Talent:** Doug Sherman (p-by-p) & Cory Alexander (analyst)
- U-M Radio:** Michigan Sports Network from Learfield
- U-M Talent:** Brian Boesch (p-by-p) & Terry Mills (analyst)
- U-M Stations:** Detroit: WWJ-Radio (950 AM) | Ann Arbor: WTKA (102.9 FM)

[if win] Game #35 | NIT Quarterfinal

#3 MICHIGAN wolverines in the NIT Quarterfinal

vs. winner of #4 UAB (26-9; 14-6 C-USA)/Morehead State (22-11; 14-4 OVC)

- Date:** Tuesday, March 21, 2023 or Wednesday, March 22, 2023
- Tipoff:** TBD
- [if #3 U-M wins]** Ann Arbor, Michigan, Crisler Center (12,707)
- [if #2 Vandy wins]** Nashville, Tennessee, Memorial Gymnasium (14,316)
- TV:** TBD (ESPN/2/U/+)
- Talent:** TBD (p-by-p) & TBD (analyst)
- U-M Radio:** Michigan Sports Network from Learfield
- U-M Talent:** Brian Boesch (p-by-p) & Terry Mills (analyst)
- U-M Stations:** Detroit: WWJ-Radio (950 AM) | Ann Arbor: WTKA (102.9 FM)

[if win] Game #36 | NIT Semifinal

#3 MICHIGAN wolverines in the NIT Semifinal



- Date:** Tuesday, March 28, 2023
- Tipoff:** TBD
- Location:** Las Vegas, Nevada
- Arena:** Orleans Arena (9,500)
- TV:** ESPN2
- Talent:** TBD (p-by-p) & TBD (analyst)
- U-M Radio:** Michigan Sports Network from Learfield
- U-M Talent:** Brian Boesch (p-by-p) & Terry Mills (analyst)
- U-M Stations:** Detroit: WWJ-Radio (950 AM) | Ann Arbor: WTKA (102.9 FM)

[if win] Game #37 | NIT Championship

#3 MICHIGAN wolverines in the NIT Championship



- Date:** Thursday, March 30, 2023
- Tipoff:** 6:30 p.m. PT (9:30 p.m. ET)
- Location:** Las Vegas, Nevada
- Arena:** Orleans Arena (9,500)
- TV:** ESPN2
- Talent:** TBD (p-by-p) & TBD (analyst)
- U-M Radio:** Michigan Sports Network from Learfield
- U-M Talent:** Brian Boesch (p-by-p) & Terry Mills (analyst)
- U-M Stations:** Detroit: WWJ-Radio (950 AM) | Ann Arbor: WTKA (102.9 FM)



University of Michigan | 2022-23 Quick Facts

QUICK FACTS

City	Ann Arbor, Michigan
Population	125,835
Founded	1817
Enrollment	50,278
Nickname	Wolverines
School Colors	Maize (PMS 116) & Blue (PMS 282)
Fight Song	The Victors
Arena	Crisler Center (12,707)
Conference	Santa J. Ono
Athletics Director	Warde Manuel

ALL-TIME RECORD

	OVERALL	SANCTION
Years of U-M Basketball	107th (1909, 1918 to current)	
Overall Record	1696-1090	1583-1033
Big Ten Record	850-747	800-711
Non-Conference Record	846-343	783-322
NCAA Titles	1x (1989)	
NIT Titles	2x (1984, 1997*, 2004)	
B1G Regular Season Titles	15x (1921, 1926, 1927, 1929, 1948, 1964, 1965, 1966, 1974, 1977, 1985, 1986, 2012, 2014, 2021)	
B1G Tournament Titles	2x (1998*, 2017, 2018)	

CRISLER CENTER

	OVERALL	SANCTION
Seasons	56th (1967-68)	
Overall Record	683-182	625-168
Big Ten Record	345-138	313-127
Non-Conference Record	338-44	312-41
Capacity	12,707	265 sellouts
First Game	Dec. 2, 1967; vs. Kentucky (L, 96-79)	
Nickname	"The House that Cazzie Built"	
Student Section	"Maize Rage" founded (1999-2000)	
Retired Jersey	No. 33, Cazzie Russell (Dec. 11, 1993)	
Honored Jerseys	No. 45, Rudy Tomjanovich (Feb. 8, 2003) No. 35, Phil Hubbard (Jan. 11, 2004) No. 41, Glen Rice (Feb. 20, 2005) No. 22, Bill Buntin (Jan. 7, 2006)	

NCAA TOURNAMENT

	OVERALL	SANCTION	EFFECTED
Appearances	31	27	4
Record	66-30	59-26	7-4
First Four	1	1	0
First Round	26	22	4
Second Round	19	16	3
Sweet 16	18	16	2
Elite Eight	15	13	2
Final Four	8	6	2
Championship Game	7	5	2
Third Place	1964		
Runner-up	1965, 1976, 1992*, 1993*, 2013, 2018		
Titles	1989		

POSTSEASON NIT

	OVERALL	SANCTION	DIFFERENCE
Appearances	10	9	1
Record	25-7	20-7	5-0
Home	16-0	14-0	2-0
Road	1-5	0-5	1-0
Madison Square Garden	8-2	6-2	2-0
Final Four	5	4	1
Championship Game	4	3	1
Titles	1984, 1997*, 2004		
Runner-up	2006		

B1G TOURNAMENT

	OVERALL	SANCTION	DIFFERENCE
Record	31-22	25-20	4-1
First Round	7-4	6-4	1-0
Second Round	4-1	4-0	-
Quarterfinal	11-9	9-8	1-1
Semifinal	6-5	4-5	1-0
Championship	3-3	2-2	1-0
Championship Game	5	4	1
Titles	1998*, 2017, 2018		
Runner-up	2014, 2019		

TEAM INFORMATION

David & Meredith Kaplan U-M Head Coach	Juwan Howard (Michigan, 1995)
Career Record & at Michigan	79-47 (4th season)
B1G Record at Michigan	46-31 (4th season)
Associate Head Coach	Phil Martelli (4th season)
Assistant Coach	Saddi Washington (7th season)
Assistant Coach	Howard Easley (4th season)
Director of Basketball Operations	Chris Hunter (9th season)
Director of Program Personnel	Jay Smith (4th season)
Video Analyst	Jaaron Simmons (4th season)
Graduate Manager	Colin Anschuetz (2nd season)
Athletic Trainer	Chris Williams (2nd season)
Strength & Conditioning	Jon Sanderson (14th season)

2021-22 SEASON IN REVIEW

Record:	19-15
Big Ten Record:	11-9 (8th)
Final Associated Press Poll:	N/A
Final Coaches Poll:	25th (108)
Big Ten Tournament	No. 8 seed
First Round	Bye
Second Round	No. 9 Indiana (L, 74-69)
NCAA Tournament	No. 11 seed (South Regional)
First Round	No. 6 Colorado State (W, 75-63)
Second Round	No. 3 Tennessee (W, 76-68)
Sweet 16	No. 2 Villanova (L, 63-55)

TEAM INFORMATION

Starters Returning/Lost: 1/4	
Starters Returning (1)	Hunter Dickinson (center)
Starters Lost (4)	Eli Brooks (G), DeVante' Jones (G), Caleb Houston (G), Moussa Diabate' (F)
Players Returning/Lost: 9/9	
Players Lost (9)	Graduate guard Eli Brooks (exhausted eligibility) Graduate guard DeVante' Jones (exhausted eligibility) Senior forward Brandon Johns, Jr. (graduate transfer to VCU) Senior forward Jaron Faulds (graduation) Senior guard Adrien Nunez (graduation) Senior guard Brandon Wade (graduation) Sophomore guard Zeb Jackson (transfer to VCU) Freshman guard Frankie Collins (transfer to Arizona State) Freshman forward Moussa Diabate (early entry to NBA Draft, 2nd round L.A. Clippers) Freshman guard Caleb Houston (early entry to NBA Draft, 2nd round Orlando Magic)
Newcomers (9)	Graduate guard Joey Baker (Duke) Graduate guard Jaelin Llewellyn (Princeton) Freshman forward Gregg Glenn III (Pompano Beach, Fla.) Freshman guard Jett Howard (Miami, Fla.) Freshman forward Youssef Khayat (Beirut, Lebanon) Freshman guard Dug McDaniel (Washington, D.C.) Freshman forward Tarris Reed, Jr. (St. Louis, Mo.) Senior walk-on forward Jackson Selvala (former manager, elevated) Sophomore walk-on guard Cooper Smith (son of Jay Smith)

LEARFIELD IMG COLLEGE

Flagship Radio Station	WWJ (950AM)
Local Radio Station	WTKA (1050 AM)
U-M Play-By-Play	Brian Boesch
U-M Analyst	Terry Mills
Engineer	Tony Butler

MICHIGAN BASKETBALL SOCIAL MEDIA

Website	MGoBlue.com
Facebook	Michigan Basketball
Twitter	@umichbball
Instagram	@umichbball
TikTok	@umichbball
Head Coach	@JuwanHoward
Twitter (Athletics)	@umichathletics
Instagram (Athletics)	@umichathletics

U-M ATHLETIC COMMUNICATIONS

Associate Director	Tom Wywrot (25th year)
Mobile Email	(734) 320-1148 twywrot@umich.edu
Student Assistant	Ben Kesman (248) 804-7884
Student Assistant	Ben Metcalf (616) 566-0978
Associate Athletic Director	Kurt Svoboda
Mobile Email	(617) 872-6111 kurtks@umich.edu

M University of Michigan | 2022-23 Basketball Roster



No.	Wolverine	Pos.	Hgt.	Wgt.	Class	Hometown (High School/Prep)	Pronunciation/Notes
0	Dug McDaniel	G	5-11	160	Fr.	Washington, D.C. (St. Paul VI Catholic HS)	
1	Hunter Dickinson	C	7-1	260	Jr.	Alexandria, Va. (DeMatha Catholic HS)	
2	Kobe Bufkin	G	6-4	195	So.	Grand Rapids, Mich. (Grand Rapids Christian HS)	
3	Jaelin Llewellyn <i>[out from season]</i>	G	6-2	190	GS#	Mississauga, Ontario (Episcopal School/Princeton)	"jay-lynn" "lou-elle-in"
4	Ian Burns	G	6-6	205	So.	Winnetka, Ill. (New Trier HS)	
5	Terrance Williams II	F	6-7	225	Jr.	Washington, D.C. (Gonzaga College HS)	respectfully requests the use "II"
11	Isaiah Barnes	G	6-7	200	RS-Fr.	Chicago, Ill. (Simeon Career Academy)	
13	Jett Howard	G	6-8	215	Fr.	Miami, Fla. (IMG Academy)	
15	Joey Baker	G	6-7	205	GS#	Fayetteville, N.C. (Trinity Christian/Duke)	
23	Gregg Glenn III	F	6-7	230	Fr.	Fort Lauderdale, Fla. (Calvary Christian Academy)	respectfully requests the use "III"
24	Youssef Khayat	F	6-9	195	Fr.	Beirut, Lebanon (Limoges CSP [France])	"you-seff" "k'high-yacht"
25	Jace Howard	G	6-8	225	So.#	Miami, Fla. (University School)	
32	Tarris Reed, Jr.	F	6-10	260	Fr.	St. Louis, Mo. (Link Year Prep Academy)	respectfully requests the use of "Jr."
34	Jackson Selvala	F	6-7	215	Sr.	Deerfield, Mass. (Deerfield Academy)	"sale-val-lah"
42	Will Tschetter	F	6-8	240	RS-Fr.	Stewartville, Minn. (Stewartville HS)	"cheddar"
45	Cooper Smith	G	6-1	175	So.	Saline, Mich. (Hackett Catholic/Kalamazoo College)	

elected to take advantage of the NCAA's one-time additional eligibility rule in response to Covid-19

Michigan Basketball	Coaching Staff	U-M Season	Alma Mater	Pronunciation/Notes
David & Meredith Kaplan Head Coach	Juwan Howard	4th season	Michigan, 1995	
Associate Head Coach	Phil Martelli	4th season	Widener College, 1976	
Assistant Coach	Saddi Washington	7th season	Western Michigan, 1998	"sod-dee"
Assistant Coach	Howard Easley	4th season	Boston College, 1995	"eyes-lee"
Director of Basketball Operations	Chris Hunter	9th season	Michigan, 2006	
Director of Program Personnel & Development	Jay Smith	4th season	Saginaw Valley State, 1984	
Video Analyst	Jaaron Simmons	4th season	Ohio 2017 & Michigan, 2021	"juh-ron"
Strength & Conditioning Coach	Jon Sanderson	14th season	Ohio, 2002	
Athletic Trainer	Chris Williams	2nd season	Ohio State, 2006	
Graduate Manager	Colin Anschuetz	2nd season	Michigan, 2020	"ann-shoots"

M This is Michigan Basketball

The 2023 NIT

• After a 90-80 victory over Toledo in the NIT's First Round, the University of Michigan basketball team (18-15; 11-9 B1G) heads to Nashville, Tenn., for a second round matchup at Vanderbilt (21-14; 11-7 SEC) on Saturday (March 18). The game is scheduled for a noon tipoff on ESPN.

Michigan in the NIT

- Michigan will make its 11th appearance in the Postseason NIT and first since 2007.
- U-M has a 26-7 (21-7*) all-time record in the NIT.
- U-M has captured three NIT titles (1984, 1997* & 2004); a runner-up (2006).
- The Wolverines are a perfect 17-0 in NIT games played in Ann Arbor.
- U-M is 1-5 in NIT road games
- U-M was 8-2 in games at Madison Square Garden -- the former host site of the Final Four and championship game.
- Tim McCormick (1984), Robert Traylor (1997*) and Daniel Horton (2004) have all been named the NIT's Most Valuable Player.

A Little NIT History

- The NIT was founded in 1938 by the Metropolitan Basketball Writers Association (MBWA), who ran the event until the Metropolitan Intercollegiate Basketball Association (MIBA) took over in 1940. The NCAA eventually, took over in 2005.
- The NIT was eventually eclipsed by the NCAA Tournament. The NIT is now a tournament for teams who do not receive a berth in the NCAA.
- In 2021, the NIT semifinal and final was not held in Madison Square Garden for the first time in 83 years. Starting in 2023, the NIT Final Four will begin rotating sites -- with this year being played in Las Vegas at the Orleans Arena. In 2024, the NIT championship rounds will be played at historic Hinkle Fieldhouse in Indianapolis.
- Originally the NIT had a field of six teams, with all games played at Madison Square Garden. The field was expanded to eight teams in 1941, 12 in 1949, 14 in 1965, 16 in 1968, 24 in 1979, 32 in 1980 and 40 in 2002. Starting in 2007, the NIT reverted to the current 32-team format.
- In addition to the postseason NIT, in 1985 the MIBA created a preseason event -- NIT Season Tip-Off, which takes place in November, toward the beginning of the season. The first two rounds are held at campus sites, while the semifinals and the finals are held during the week of Thanksgiving in New York.
- Michigan won the NIT Season Tip-Off in 2012 after a 71-57 win over Kansas State.

Vanderbilt Commodores (21-14, 11-7 SEC)

- Michigan is 6-2 all-time against Vanderbilt. The NIT second round game marks the first matchup with the Commodores in 20 years, which was the backend of a home-and-home series. After U-M won 70-66 (DDec. 21, 2022), the last meeting was Dec. 6, 2003 at Vanderbilt -- an 83-63 setback for the Wolverines. U-M is 2-2 all-time in games played at the Memorial Gymnasium.
 - 1/1/1921: at Vanderbilt - W, 21-7
 - 12/2/1960: at Vanderbilt - L, 43-58
 - 3/13/1965: vs. Vanderbilt - W, 87-85 (NCAA ELite Eight, Lexington, Ky.)
 - 12/2/1975: Vanderbilt - W, 90-63
 - 12/6/1976: at Vanderbilt- W, 97-76
 - 11/25/1988: vs. Vanderbilt - W, 91-66 (Maui Classic, Lahania, Hawaii)
 - 12/21/2002: Vanderbilt - W, 70-66
 - 12/6/2003: at Vanderbilt - L, 63-83
- Vanderbilt finished tied for fourth in the SEC and earned the sixth seed in the SEC tournament where they lost in the semifinals to No. 2 Texas A&M after upsetting No. 3 Kentucky in the quarterfinals.
- Jerry Stackhouse was named SEC Co-Coach of the Year. An 18-year NBA veteran, Stackhouse played alongside current U-M coach Juwan Howard in two separate seasons: with the Dallas Mavericks (2007-08) and with the Miami Heat (2010-11).
- After starting the season 10-12, Vanderbilt won 11 of its last 13 games. The Commodores are 13-5 at home, winning their last six straight with three of those games decided by 3-or-fewer points.
- The Commodores were led by former Minnesota center Liam Robbins, a fifth-year senior, however, he was lost for the season following a leg injury suffered at Kentucky (March 4). He was averaging 15.0 points and 6.8 rebounds per game. He had a team-best 82 blocks (2.3 bpg) and made a team-best 171 trips to the free throw line.
- Without Robbins, junior guard Tyrin Lawrence paces the Commodores as he is shooting 50.2 percent from the field and averages 12.9 points and 4.2 rebounds per game. He has 32 steals and is second with 135 trips to the free throw line.
- Senior guard Jordan Wright averages 10.6 points and 5.1 rebounds per game, while senior transfer guard Ezra Manjon (UC Davis) is posting 10.1 points per game and has a team-best 133 assists (3.8 apg).
- Junior shooter Myles Stute has taken over 200 three-pointers and averages six attempts per game. He has a team-best 74 on the season shooting 36.1 percent. He averages 8.4 points

Who are the Michigan Wolverines?

- Michigan basketball is led by fourth year head coach Juwan Howard -- former Fab Five member and NBA All-Star. After a 25-year career in the NBA -- 19 as a player and six as an assistant (all with the Miami Heat), Howard made his way back to Ann Arbor for his first head coaching job.
- A huge believer in culture -- learned under Pat Riley and Erik Spoelstra -- Howard runs his program by six values -- Discipline, Family, All-In, Accountability, Trust & Sacrifice.
- Howard has instilled his program to be a "solution based" and a "player led" team. He continues to give a voice to his players allowing them the freedom to express opinions on, as well as off, the floor.
- Overall, the Wolverines will look to play at a fast-paced, "read-and-react" offense with ball screen actions as the primary mainstay in their offensive sets. U-M constantly adjusts to its personnel with its cuts, downhill attacks and taking the open shot.
- The offense is coordinated by Howard and assistant coach Howard Easley.
- Coordinated by Howard and Sadi Washington, U-M runs a man-to-man defense, however, they do incorporate several zone options.
- Howard wants his Wolverines to continue to gain confidence and keep shooting, so the "green light" is there for everyone. U-M lives by if you miss, take that next one.
- Howard's Wolverines have continued to develop into a "position-less" team as several players will rotate and play multiple spots during a game.
- Hunter Dickinson, Jace Howard and Terrance Williams II were selected captains for the 2022-23 season. U-M's captains are picked by Juwan Howard.
- U-M welcomes graduate transfers -- Jaelin Llewellyn (Princeton) and Joey Baker (Duke). The duo marks the fourth and fifth graduate transfers to join the Wolverines since 2017 -- Jaaron Simmons (Ohio; 2017-18), Mike Smith (2020-21; Columbia) and DeVante' Jones (2021-22; Coastal Carolina). Simmons is currently U-M's video analyst.
- U-M has two left-handed players on the roster -- Hunter Dickinson and Kobe Bufkin.

A Look at 2022-23

- Michigan began the season traveling overseas for a foreign tour in August. The Wolverines began in Paris, France before heading to Athens, Greece. The trip ended with a visit to Mykonos. U-M played three exhibition games.
- Playing four of its first eight games on neutral floors, U-M began the season with a 5-3 record. The Wolverines beat Eastern Michigan (88-83) in downtown Detroit at Little Caesars Arena before heading to Brooklyn for the Legends Classic. After defeating Pittsburgh (91-60), U-M fell in the title game to Arizona State (87-62).
- After a heartbreaking loss to No. 3 Virginia (75-73) in the ACC/Big Ten Challenge at Crisler Center, the Maize and Blue headed back overseas to take on No. 19 Kentucky at the O2 Arena in London. Losing grad transfer Jaelin Llewellyn to a left knee injury, U-M nearly pulled off the upset but fell, 73-69, to the Wildcats.
- Returning to the United States, the Maize and Blue learned it would lose Llewellyn for the season (ACL), however, opened early Big Ten play with a dominating win at Minnesota (90-75) and followed with a win over Lipscomb (83-75)
- Playing a fifth neutral site non-conference game, U-M fell (80-76) to North Carolina in the inaugural Jumpman Invitational in Charlotte. After a post-Christmas loss to Central Michigan (63-61), the Wolverines were able to get back on track in the New Year.
- With back-to-back wins over Maryland (81-46) and Penn State (79-69), U-M found itself 3-0 in early conference play. After a pair of losses at Michigan State (59-53) and at Iowa in OT (93-84), U-M rebounded with its first of two wins over Northwestern (85-78).
- Dropping three of its next four, including falling short of its upset bid over No. 1 Purdue (75-70) at Crisler Center, U-M rattled off three straight wins -- at Northwestern (68-51), Ohio State (77-69) and Nebraska (93-72) -- to stand 8-5 in league play.
- Falling to No. 17 Indiana (62-61) by just a point and then a five-point loss at Wisconsin (64-59) as the Badgers used free throws to seal the win, had the Wolverines 8-7.
- Returning home, U-M was able to defeat Michigan State (84-72) in an emotional game. The Wolverines were the Spartans first game back following the tragic shooting event on the East Lansing campus.
- Heading to Rutgers, the Wolverines picked up their 10th conference win, extending their streak to eight straight years with 10-plus conference victories. U-M added an 11th after Hunter Dickinson's last second three-pointer sent the game with Wisconsin to OT. U-M dominated the extra period to claim a third straight win (87-79).
- With NCAA bubble talk in the forefront, U-M would close the regular season on the road at Illinois and at Indiana. In a back-and-forth battle with the Illini, the game would head to two overtimes and eventually lead to a setback for the Wolverines (91-87).
- Needing a win to earn a double bye in the Big Ten Tournament, the Wolverines were unable to hang onto their lead as the Hoosiers sent U-M to its third straight OT game. After Miller Kopp sealed the win for Indiana (75-73), Michigan closed the regular season 11-9 earning the No. 8 seed in the Big Ten Tournament.
- The last time U-M had three straight overtime games was 43 years ago during the 1979-80 season with the Wolverine having four in a row (2-2).
- Opening the Big Ten Tournament against No. 9 seed Rutgers, U-M found itself in a tale of two halves. The Wolverines led 28-25 at the break, but went cold in the second half scoring just four baskets as the Scarlet Knights rallied for the 62-50 win.
- Led by four Wolverines in double figures, Michigan shot a season-high 57 percent (13-for-23) from three-point range to defeat Toledo, 90-80, in the first round of the NIT.



This is Michigan Basketball

Postseason Honors

- Hunter Dickinson, Kobe Bufkin and Jett Howard were honored with All-Big Ten post-season accolades, while Joey Baker was named as U-M's sportsmanship honoree.
- After earning first-team honors by the media and second-team accolades by the coaches, Dickinson has garnered postseason honors in all three of his seasons in Ann Arbor. In 2021, he was named to the first team (media) and second team (coaches), while in 2022 he was a second-team selection by both the coaches and media.
- In a breakout sophomore season, Bufkin was named to the third team by the coaches while earning honorable mention from the media.
- Like Bufkin, Howard was named to the third team by the coaches while earning honorable mention from the media. He was named to the All-Freshman team. He becomes fifth straight, and 13th overall, Michigan freshman to earn all-rookie team honors.
- For the third straight season, Hunter Dickinson was honored with All-District honors from both the NABC and the USBWA. After two years of second team honors from the NABC, Dickinson was named to the first team this season.
- Michigan had seven Wolverines honored as Academic All-Big Ten: Ian Burns, Jace Howard, Jackson Selvala, Cooper Smith, Will Tschetter and Terrance Williams II.
- In addition to his Big Ten academic honor, Tschetter was named to the College Sports Communicators Academic All-District team.

A "Maizing" Close to Dickinson's Season

- In U-M's final 12 games, Hunter Dickinson has been a monster for the Wolverines, averaging 19.8 points, 9.8 rebounds & 2.0 blocks per game.
- Check out some of the details from the stretch:
 - 12 straight double figure scoring games, with five 20-plus & one 30-plus
 - Scored 237 points to help him surpass 600 for the first time in career
 - First Wolverine in nine years with 600-plus points (Nik Stauskas; 630 in 2013-14)
 - 11 games of 7-plus rebounds, seven of 10-plus
 - Grabbed a career-best 16 boards in 2OTs at Illinois (March 2)
 - Seven of team-best 13 double-doubles
 - Posted four double-doubles in last five games
 - 24 blocks, helping him surpass 50 for the first time in a single season (59)
 - Tied career-best with five at Indiana in OT (March 5)
 - Nine games with six-plus field goals, with three of 10-plus
 - Made a career-best 14 baskets at Illinois
 - Shooting 11-for-22 (50%) from long range
 - Shooting 74.1 percent from the free throw line

Bufkin is Right Behind the Big Fella

- In addition to Dickinson's play, Kobe Bufkin was a force for the Wolverines down the stretch. He averaged 17.4 points, 6.1 rebounds, 3.3 assists and 1.2 steals per game.
- Check out some of the details from the stretch:
 - 11 double figure scoring games, with four of his seven 20-plus point games
 - Scored a career-best 28 in OT against Wisconsin
 - Posted nine games with 5-plus rebounds, with one 10-plus
 - Grabbed a career-best 12 rebounds at Northwestern
 - Recorded his first career double-double (15 points, 12 rebounds) at Northwestern
 - Had 40 assists, more than a third of his season total (96)
 - Dished five-plus assists in five games; career-best eight at Northwestern
 - Shooting 52.0 percent from the field
 - Had a career-best 10-for-21 from the field against Wisconsin
 - 55.6% (54-for-97) on two-pointers & 45.1% (23-for-51) on three-pointers
 - Shooting 88.9 percent from the free throw line

Quick Hitters: Hunter Dickinson

- Leads U-M in scoring (18.4) & rebounding (9.0) for a third straight season
 - Fourth Wolverine to lead U-M in scoring, rebounding in multiple seasons
- Leads U-M with 30 double figure games; with 13 20-plus & three 30-plus
 - Scored a season-best 32 points against Maryland (Jan. 1)
- 22nd Wolverine to surpass 1,500 career points (1,596; 16th all-time)
 - Posted 600-plus points (608), passing 500-plus for the second straight season
 - First Wolverine in nine years with 600-plus points (Nik Stauskas; 630 in 2013-14)
- 17th Wolverine to surpass 700 career rebounds (776; 10th all-time)
- Leads U-M with 14 10-plus rebounding games
 - Grabbed a career-best 16 rebounds in 2OTs at Illinois (March 2)
- Posted his third straight 200-plus (296) rebound season
 - 12th Wolverine to do so; first in 20 years (LaVell Blanchard)
 - Close to becoming 17th Wolverine to reach 300-plus rebounds in a single season
 - He could be first Wolverine in 25 years to do so (Robert Traylor; 347 in 1997-98)
- Leads U-M with 13 double-doubles; has 30 in career (t-7th all-time)
- Leads U-M with 59 blocks; with 10 games of three-plus
 - First 50-plus block season in his career

This Is Michigan Basketball

• All-American Honors	130x	38 Wolverines
• Consensus, First Team	8x	last: Trey Burke (2013)
• Consensus, Second Team	10x	last: Hunter Dickinson (2021)
• Player of the Year	2x	Cazzie Russell (1966) & Trey Burke (2013)
• Academic All-America	11x	last: Franz Wagner (2021)
• All-Big Ten Honors	290x	101 Wolverines
> First Team	62x	26 Wolverines
> Second Team	87x	42 Wolverines
> Third Team	39x	27 Wolverines
> Honorable Mention	102x	64 Wolverines
• Player of the Year	8x	last: Nik Stauskas (2014)
• Coach of the Year	5x	last: Juwan Howard (2021)
• Freshman of the Year	8x	last: Hunter Dickinson (2021)
• Defensive Player of the Year	2x	last: Gary Grant (1987 & 1988)
• Sixth Man of the Year	1x	last: Duncan Robinson (2018)
• All-Freshman Team	13x	last: Jett Howard (2023)
• Academic All-Big Ten	98x	
• B1G Tournament (26)		
> Years: 1998* to 2023		
> Titles: 1998*, 2017, 2018		
> Runner-up: 2014, 2019		
• NIT (11)		
> Years: 1971, 1980, 1981, 1984, 1991, 1997*, 2000, 2004, 2006, 2007, 2023		
> Titles: 1984, 1997*, 2004		
> Runner-up: 2006		
• NCAA Tournament (31)		
> Years: 1948, 1964, 1965, 1966, 1974, 1975, 1976, 1977, 1985, 1986, 1987, 1988, 1989, 1990, 1992*, 1993*, 1994, 1995, 1996*, 1998*, 2009, 2011, 2012, 2013, 2014, 2016, 2017, 2018, 2019, 2021, 2022		
> Titles: 1989		
> Runner-up: 1965, 1976, 1992*, 1993*, 2013, 2018		

Tracking: Hunter Dickinson

- > 2 blocks (148) would make him the seventh Wolverine with 150 in career
- > 3 assists (147) would give his 150 for his career
- > 4 points (1,596) would make him the 15th Wolverine to reach 1,600 in a career
- > 4 rebounds (296) would give him 300 for the season
 - > It would be the most in 25 years (Robert Traylor; 347 in 1997-98)
- > 4 field goals (631) would move him to ninth in U-M's top 10 (DeShawn Sims, 633)
- > 5 three-pointers (45) would give him 50 for his career
- > 7 games (93) would make him the 75th Wolverine to reach 100 for their career
- > 11 free throws (289) would make him the 20th Wolverine with 300 in a career
- > 12 starts (88) would make him the 25th Wolverine with 100 in a career
- > 24 rebounds would make him the 10th Wolverines with 800 in a career (776)

Hunter Dickinson is the ...

- Third Wolverine to post three straight seasons of 40-plus blocks
 - > (3x) Roy Tapley: 1983-84 (69), 1984-85 (66), 1985-86 (97)
 - > (4x) Courtney Sims: 2003-04 (68), 2004-05 (52), 2005-06 (47), 2006-07 (46)
 - > (3x) Hunter Dickinson: 2020-21 (40), 2021-22 (49), 2022-23 (59)
- Fourth Wolverine to lead U-M in points and rebound in multiple seasons
 - > (4x) LaVell Blanchard (2000-01-02-03)
 - 1999-2000 (14.4/7.9), 2000-01 (17.8/8.4), 2001-02 (14.8/6.3), 2002-03 (16.2/6.8)
 - > (3x) Rudy Tomjanovich (1968-69-70)
 - 1967-68 (19.5/13.5), 1968-69 (25.7/14.2), 1969-70 (30.1/10.3)
 - > (3x) Roy Tarpley (1984-85-86)
 - 1983-84 (12.5/8.1), 1984-84 (19.0/10.4), 1985-86 (15.9/8.8)
 - > (3x) Hunter Dickinson (2021-22-23)
 - 2020-21 (14.1/7.4), 2021-22 (18.6/8.6), 2022-23 (18.4/9.0)
- Fifth Wolverine with 1,000 points/500 rebounds/100 blocks
 - > Roy Tarpley (1983-86: 1,601 points, 953 rebounds, 251 blocks)
 - > Chris Webber (1992-93: 1,218 points, 702 rebounds, 174 blocks)
 - > Maceo Baston (1995-98: 1,340 points, 830 rebounds, 139 blocks)
 - > Courtney Sims (2004-07: 1,329 points, 728 rebounds, 213 blocks)
 - > Hunter Dickinson (2021-23: 1,596 points, 776 rebounds, 148 blocks)
- 10th Wolverine to record three straight seasons of 200-plus rebounds
 - > Hunter Dickinson: 2020-21 (206), 2021-22 (274), 2022-23 (296)
- 11th Wolverine with 100-plus blocks (148 blocks)
- 17th Wolverine with 700-plus rebounds (776 rebounds)
- 22nd Wolverine with 1,500-plus points (1,596 points)

M This is Michigan Basketball

Quick Hitters: Kobe Bufkin

- Third on U-M with 14.0 points per game
- Has 24 double figure scoring games; has seven games with 20-plus
 - Scored a career-best 28 points in OT against Wisconsin (Feb. 26)
- Averaging 4.5 rebounds per game
 - Has 14 games with five-plus rebounds
 - Grabbed a career-best 12 rebounds at Northwestern (Feb. 2)
- Second on U-M with 96 assists (2.9 apg)
 - Has 12 games with four-plus assists
 - Had a career-best eight assists at Northwestern
- Recorded first career double-double at Northwestern (15 points, 12 rebounds)
 - Nearly recorded U-M's seventh triple-double (8 assists)
- Leads U-M shooting 84.9 percent (73-for-86) on free throws
- Leads U-M with 43 steals
- Third on U-M with 23 blocks
- Leads U-M playing 34.0 minutes per game

The Long Range Guy

- Jett Howard, who is second with 14.2 ppg, leads U-M with 78 three-pointers.
- Howard is just three three-pointers shy of setting the U-M freshman record of 80 held by Nik Stauskas (2012-13) 10 years ago.
- In fact, Howard's cracked U-M's top 10 for single season three-pointers. Zak Irvin was 10th with 77 (2014-15), but Howard passed him and is tied for ninth with Duncan Robinson at 78 (2017-18). Stauskas is eighth with his 80.
- Howard ranks third in Big Ten for most three-pointers.
- Howard has 13 games with three-plus triples in a game. He has seven games of four-plus with a career-best seven at Iowa (Jan. 12) as he went on to score 34 points.
- Speaking of shooting, since Jan. 1, Howard is 34-for-37 (91.8%) from the free throw line. For the season, he is shooting 80.0 percent (60-for-75).

Quick Hitters: Jett Howard

- Started 29 games; missed four games due to injury (ankle)
 - > left ankle: missed Purdue (Jan. 26) game
 - > right ankle: missed games at Rutgers (Feb. 23) and Wisconsin (Feb. 26)
- Second on U-M with 14.2 points per game
- Scored a U-M season & career-best 34 points at Iowa (Jan. 12)
 - Has 22 double figure scoring games
 - Has four 20-plus point games
- Leads U-M with 78 three-pointers (2.7 per game)
 - Has 24 games with at least two three-pointers; has four games of five-plus
 - Made a career-best seven three-pointers at Iowa in OT (Jan. 12)
- Third on U-M with 59 assists; has six games with four-plus
 - Had career-best seven against Northwestern (Jan. 15)
- Fourth on U-M with 19 blocks
 - Had a career-best four blocks in OT against Ohio (Nov. 20)

Jett Takes Off in First Career Game

- Jett Howard made quite the collegiate debut against Purdue Fort Wayne (Nov. 7). With five three-pointers and 21 points, he became the first Wolverine freshman to record a 20-plus points in their first career game in 23 years.
- Who was the last? Jamal Crawford in his 1999-2000 career opener against Oakland (Nov. 19, 1999). Crawford scored 21 points on 8-for-16 shooting. He had three triple and guided U-M to an 82-62 win over the Grizzlies.
- How did this compare to his father, Juwan? Well, in the elder Howard's debut, he had 13 points, nine rebounds, two assists in a 100-74 win at Detroit-Mercy (Dec. 2, 1991).

Rookie Makes Magic Again

- Scoring a game-high 34 points in overtime at Iowa (Jan. 12), Jett Howard became the first Wolverine freshman to score 30+ points in eight years. He finished 12-for-22 from the field with a career-best seven three-pointers.
- The last U-M freshman to score 30-plus points was Aubrey Dawkins, who had 31 against Rutgers (March 7, 2015) in Crisler Center. Dawkins was 10-for-15 from the field with eight three-pointers.
- Additionally, Howard's 34 points helped him:
 - Record the highest freshman total in 31 years
 - Jalen Rose: 34 at Iowa (January 9, 1992).
 - Record the most points in a game by a freshman in 17 years
 - Daniel Horton: 34 against Indiana (March 4, 2006)

The Dime Guy

- Dug McDaniel leads with 119 assists (3.6 apg), the most for a U-M freshman since All-American Trey Burke had 156 (4.6 apg) in 2011-12 (11 years). In fact, he is the sixth freshman to surpass 50-plus assists in a season (since 2009-10).
 - Trey Burke (156, 2011-12)
 - >> **Dug McDaniel (119; 2022-23)**

- Darius Morris (84; 2009-10)
- Tim Hardaway, Jr. (59; 2010-11)
- Derrick Walton, Jr. (53; 2013-14)
- Nik Stauskas (52; 2012-13)
- McDaniel has recorded 16 games with four-plus assists and six games with seven-plus, included his career-best nine at Northwestern (Feb. 2)

Quick Hitters: Dug McDaniel

- Played in all 33 games; one of five Wolverines to do so
- Started 25 games after Jaelin Llewellyn was lost for the season (ACL)
 - As starter (35.9 mpg); off the bench (14.6 mpg)
- Averaging 8.3 points per game
 - All 12 of his double figure scoring games have come as a starter
 - Scored a career-best 20 points in OT against Wisconsin (Feb. 26)
- Leads U-M with 119 assists (3.6 apg)
 - Has 16 games with four-plus assists
 - Had a career-best nine assists at Northwestern (Feb. 2)
 - First freshman to surpass 100-plus assists in 11 years (Trey Burke: 156, 2011-12)
 - First freshman with 50-plus assists in nine years (53; Derrick Walton, Jr. 2013-14)
- Averaging 3.0 rebounds per game
 - Had a career-best eight rebounds, 2x: Lipscomb (Dec. 17), Minnesota (Jan. 22)
- Second with 38 steals
 - Had a U-M season- and career-best five steals at Rutgers (Feb. 23)

Quick Hitters: Terrance Williams II

- Averaging career-bests for scoring (6.1) and rebounding (5.9)
 - Scored a season-best 18 points vs. Eastern Michigan (Nov. 11)
- Surpassed 150-plus rebounds (183) for first time in a single season
 - > Total is more than his first two seasons combined (119)
- Has 20 games with five-plus rebounds and four with 10-plus
 - Grabbed a career-best 13 rebounds at Maryland (Jan. 1)
- Posted his first double-double (18 points, 11 rebounds) vs. Eastern Michigan

Quick Hitters: Tarris Reed, Jr.

- Considered one of two "Sixth Men" for Wolverines (Joey Baker)
- Averaging 3.4 points and 3.8 rebounds off the bench
 - Scored a career-best eight points, 2x: vs. Indiana (Feb. 11) & MSU (Feb. 18)
- Has nine games of five-plus rebounds, with one game of 10-plus
 - Grabbed a career-best 10 rebounds against Michigan State
- Second on U-M with 30 blocks
 - Had a career-best three blocks, three times
 - > vs. North Carolina (Dec. 21), Nebraska (Feb. 8) & Michigan State

Quick Hitters: Joey Baker

- Considered one of two "Sixth Men" for Wolverines (Tarris Reed, Jr.)
- Averaging 5.6 points with five double figure scoring games
 - Scored a season-best 21 points against Toledo (March 14)
- Nearly 70 percent of his offense comes from beyond the arc
 - 43 of 61 baskets are three-pointers (71%)
- Surpassed 100 career three-pointers in career (118: U-M 43 & Duke 75)
- Has seven games with three-plus three-pointers
 - Tied a career-best with five three-pointers against Toledo

Continuing a Pattern of Big Ten Success

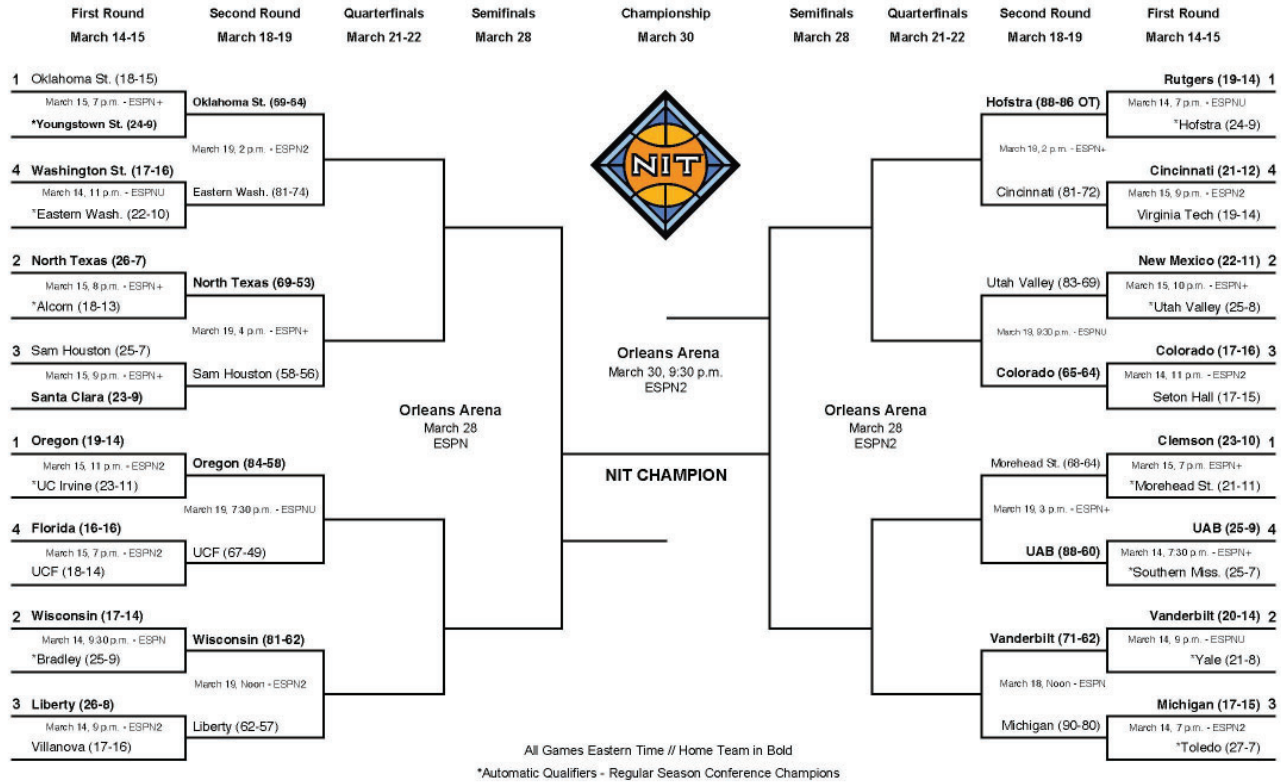
- With the 58-45 win at Rutgers (Feb. 23), Michigan won its 10th Big Ten game. The victory extended U-M's streak of 10-plus conference wins to eight straight seasons -- and 11 over the last 12. U-M closed with an 11-9 record, tying for fifth.
- Since 2011-12, U-M is 142-81 (63.9%) in the Big Ten with regular season titles in 2012, '14 and '21 as well as back-to-back Big Ten Tournament titles in 2017 and '18
- In program history, Michigan has recorded 10-plus conference wins 37 times.

Portal Success

- Over the last five years, Michigan has dipped into the transfer portal five times.
- This season, Michigan welcomes two for the first time with the addition of Princeton's Jaelin Llewellyn and Duke's Joey Baker to the roster. Unfortunately after eight games, U-M lost Llewellyn for the season due to a left ACL injury. Baker has played in all 23.
- In 2021-22, U-M welcomed Coastal Carolina graduate transfer DeVante' Jones. He led the Wolverines in assists (151; 4.6 apg) while adding 10.3 points and 4.5 rebounds per game. He was instrumental in U-M's run to a fifth straight NCAA Sweet
- In the 2020-21 covid-19 altered season, Columbia's Mike Smith helped U-M to the 2021 Big Ten regular season title, a No. 1 seed in the NCAA Tournament (East) and the program's fourth Elite Eight appearance since 2013.
- In 2017-18, Jaaron Simmons, who is currently U-M's video analyst, came to U-M via Ohio and helped the Wolverines to a second straight Big Ten Tournament title in 2018 as well as advance to the Final Four and national title game vs. Villanova.

M 2023 NIT Bracket

2023 NATIONAL INVITATION TOURNAMENT



©2023 NIT, L.L.C.

COLLEGE BASKETBALL'S BEGINNING

2023 NIT

FIRST ROUND

March 14, 2023

(at) #2 Vanderbilt 71, Yale 62
 (at) #2 Wisconsin 81, Bradley 62
(at) #3 Michigan 90, Toledo 80
 (at) #3 Liberty 62, Villanova 57
 (at) #3 Colorado 65, Seton Hall 64
 (at) #4 UAB 88, Southern Miss 60
 Hofstra 88, (at) #1 Rutgers 86
 Eastern Washington 81, (at) #4 Washington State 74

March 15, 2023

(at) #1 Oklahoma State 69, Youngstown State 64
 UCF 67, (at) #4 Florida 49
 Morehead State 68, (at) #1 Clemson 64
 (at) #2 North Texas 69, Alcorn 53
 (at) #3 Sam Houston 58, Santa Clara 56
 N(at) # Cincinnati 81, Virginia Tech 72
 Utah Valley 83, (at) #2 New Mexico 69
 (at) #1 Oregon 84, UC Irvine 58

2023 NIT

SECOND ROUND

March 18, 2023

#3 Michigan, (at) #2 Vanderbilt
 (at) #4 Cincinnati, Hofstra

March 19, 2023

(at) #2 Wisconsin, Liberty
 (at) #1 Oklahoma State, Eastern Washington
 (at) #4 UAB, Morehead State
 (at) #2 North Texas, Sam Houston
 (at) #1 Oregon, UCF
 (at) #3 Colorado, Utah Valley



2022-23: Game Notes

MICHIGAN	AP Poll	Coaches Poll
Preseason	22nd (229)	22nd (122)
week 1, Nov. 14	20th (308)	21st (155)
week 2, Nov. 21	rv: 29th (24)	rv: 27th (52)
week 3, Nov. 28	rv: 32nd (8)	rv: 32nd (9)
week 4, Dec. 5	nv	nv
week 5, Dec. 12	nv	nv
week 6, Dec. 19	nv	nv
week 7, Dec. 26	nv	nv
week 8, Jan. 2	nv	nv
week 9, Jan. 9	nv	nv
week 10, Jan. 16	nv	nv
week 11, Jan. 23	nv	nv
week 12, Jan. 30	nv	nv
week 13, Feb. 6	nv	nv
week 15, Feb. 20	nv	nv
week 16, Feb. 27	nv	nv
week 17, March 6	nv	nv
week 18, March 13	-	-
Final AP Poll	-	-
Final Coaches Poll	-	-

ASSOCIATED PRESS (March 6, 2023)

No.	Team	Record	Total
1.	Houston (58)	29-2	1,522
2.	UCLA (3)	27-4	1,452
3.	Kansas	25-6	1,368
4.	Alabama	26-5	1,343
5.	Purdue	26-5	1,274
6.	Marquette	25-6	1,218
7.	Texas	23-8	1,100
8.	Arizona	25-6	1,042
9.	Gonzaga	26-5	1,031
10.	Baylor	22-9	961
11.	UConn	24-7	847
12.	Kansas State	23-8	838
13.	Virginia	23-6	791
14.	Miami (Fla)	24-6	761
15.	Xavier	23-8	641
16.	Saint Mary's	25-6	587
17.	Tennessee	22-9	573
18.	Texas A&M	23-8	507
19.	Indiana	21-10	481
20.	San Diego State	24-6	370
21.	Duke	23-8	293
22.	TCU	20-11	193
23.	Kentucky	21-10	138
24.	Creighton	20-11	133
25.	Missouri	23-8	66

RECEIVING VOTES: Oral Roberts 54, Florida Atlantic 53, Utah State 32, Providence 26, Iowa State 23, **Northwestern 16**, West Virginia 15, Toledo 10, Pittsburgh 10, Charleston 9, **Michigan State 9**, VCU 8, Boise State 7, **Iowa 5**, USC 5, Vanderbilt 3, Memphis 3, **Maryland 3**, Arkansas 2, Drake 1, North Texas 1

USA TODAY COACHES POLL (March 6, 2023)

No.	Team	Record	Total
1.	Houston (29)	29-2	771
2.	UCLA	27-4	740
3.	Purdue	26-5	673
4.	Kansas (2)	25-6	666
5.	Alabama	26-5	657
6.	Marquette	25-6	636
7.	Texas	23-8	571
8.	Gonzaga	26-5	515
9.	Arizona	25-6	494
10.	Baylor	22-9	440
11.	Virginia	23-6	419
12.	Kansas State	23-8	409
13.	Miami (Fla)	24-6	381
14.	UConn	24-7	367
15.	Xavier	23-8	338
16.	Saint Mary's	25-6	336
17.	Indiana	21-10	280
18.	Texas A&M	23-8	251
19.	Tennessee	22-9	249
20.	San Diego State	24-6	205
21.	Duke	23-8	119
22.	Creighton	20-11	118
23.	TCU	20-11	111
24.	Kentucky	21-10	97
25.	Northwestern	21-10	31

RECEIVING VOTES: Providence 30; **Maryland 26**; Florida Atlantic 25; Iowa State 24; Missouri 18; Oral Roberts 14; **Michigan State 14**; Toledo 11; Pittsburgh 10; NC State 9; West Virginia 6; Utah State 5; Virginia Tech 3; **Iowa 3**; Vanderbilt 2; Boise State 1.

Signing Day | Future Wolverines



Wolverines Add Washington III, Kante During Early Signing Period

• Michigan signed top-100 and four-star shooting guard George Washington III and four-star forward Papa Kante during the early signing period.

George Washington III | 6-3 Guard | Dayton, Ohio | Chaminade-Julienne H.S.

- Washington III will suit up for Chaminade-Julienne High School in Dayton, Ohio, this season, following his family's move after his father, George Jr., accepted an assistant coaching position with the Dayton women's basketball program.
- Before his transfer for his senior season, Washington III had two standout seasons at Christian Academy of Louisville. In two seasons with the Centurions, he had a 36-23 record, scored 1,346 points (23.6 ppg), made 136 three-pointers and shot 91.1 percent at the free-throw line (328-for-360).
- As a junior, Washington III scored 23.4 points per game while grabbing 6.8 rebounds to lead the Centurions to a 20-12 overall mark. Shooting 52.5 percent (244-for-464) from the field, he had 65 three-point field goals. Scoring in double figures in 30 of his 31 games, he notched six games of 30+ points and one of 40+ with his career-high 45 against Bardstown (Jan. 8, 2022).
- As a sophomore, he averaged 23.9 points per game, with seven 30+ point games which included a season-best 36 points, twice. He made a team-best three-pointers and shot nearly 93 percent on free throws. With 4.5 rebounds per game, he had 13 games with five or more and had a season-best nine against Pleasure Ridge Park (March 2, 2021).
- In the summer of 2022, Washington III played on the EYBL circuit with All-Ohio Red. He averaged 13.5 points over his 13 game schedule, capping off the summer with 19 points against Team CP3 and Kentucky signee Robert Dillingham.

Papa Kante | 6-10 Forward | Senegal | South Kent Prep School

- Moving to the U.S. in 2019, Kante has been a force at the South Kent Prep School in Kent, Conn. As a junior, he earned All-New England Preparatory School Athletic Council Class AAA honorable mention honors after averaging 15.2 points and helping the Cardinals reach the semifinal of the NESPAC playoffs. Throughout his South Kent career, Kante has 19 games with 10+ points and four games of 20+ points, while tallying six games with 15+ rebounds.
- Kante, who has a 7-foot-4-inch wingspan, played with the N.Y. Renaissance on the 2022 EYBL circuit. He averaged 9.4 points, 7.6 rebounds and 1.3 blocks in 13 games this summer. He posted four double-figure games with a summer-best 17 against LivOn-Fleur De Lis in May. He also added three double-doubles.

Juwan Howard Comments

On the Class of 2023 recruiting class: "Papa and George are tremendous young men who are going to fit into our team and culture with ease. They come from wonderful families, who we really had a chance to get to know during the recruitment process. Both have a mind, and love, for the game, developing skill sets and the work ethic we like to see with players in our program."

On George Washinton III: "George comes from a basketball family. He is a coach's son. With all of that, he has grown up around the game. He has that certain mindset for it. We like that. He is crafty and is a gifted shooter and scorer. He has a well-rounded game and we can't wait to see him suit up."

On Papa Kante: "We are looking forward to bringing Papa into the fold,. He has size, broad shoulders and the ideal frame that could have an impact right away. He is a strong rebounder and loves to block shots. As he continues to add strength and works on all the little details, his offensive game will grow. Coach (Raphael) Chillious runs a great program and is well-known for developing his players for that next step."

M #ProBlue

NBA

Tim Hardaway, Jr. (2011-12-13)	Dallas Mavericks
Caleb Houston (2022)	Orlando Magic
Caris LeVert (2013-14-15-16)	Cleveland Cavaliers
Isaiah Livers (2018-19-20-21)	Detroit Pistons
Jordan Poole (2018-19)	Golden State Warriors
Duncan Robinson (2016-17-18)	Miami Heat
Franz Wagner (2020-21)	Orlando Magic
Moritz Wagner (2016-17-18)	Orlando Magic

Two-Way (NBA/G League)

Moussa Diabate' (2022)	L.A./Ontario Clippers (2-way)
------------------------	-------------------------------

G League

Eli Brooks (2018-19-20-21-22)	Fort Wayne Mad Ants
Chaundee Brown, Jr. (2021)	Austin Spurs
Trey Burke (2012-13)	Stockton Kings
Zak Irvin (2014-15-16-17)	Grand Rapids Gold
Charles Matthews (2017-18-19)	Windy City Bulls
Zavier Simpson (2017-18-19-20)	Lakeland Magic
D.J. Wilson (2015-16-17)	OKC Blue

Overseas

Muhammad-Ali Abdur-Rahkman (2015-16-17-18)	Italy
Ignas Brazdeikis (2019)	Lithuania
DeVante' Jones (2022)	France
Mike Smith (2021)	Poland
Derrick Walton, Jr. (2014-15-16-17)	Australia

Administration

Mark Hughes (1986-87-88-89)	Assistant GM of L.A. Clippers
Rob Pelinka (1989-90-91-92-93)	General Manager of L.A. Lakers
Campy Russell (1972-73-74)	Alumni Relations with Cleveland

Television

Jalen Rose (1992-93-94)	ESPN, "Get Up" & "Jalen & Jacoby"
Tim McComick (1981-82-83-84)	Bally Sports Detroit (Pistons)

Scouting

Glen Rice (1986-87-88-89)	Scout for Miami Heat
---------------------------	----------------------

NBA Draft

- Michigan has had 65 Wolverines selected in the NBA Draft
- U-M has had 29 first round selections; 20 since 1988
- The Wolverines have six top 5s, including two No. 1 picks
 - 1965: Bill Buntin (No. 3 by Detroit Pistons)
 - 1966: Cazzie Russell (No. 1 by N.Y. Knicks)
 - 1970: Rudy Tomjanovich (No. 2 by San Diego Rockets)
 - 1989: Glen Rice (No. 4 by Miami Heat)
 - 1993: Chris Webber (No. 1 by Orlando Magic)
 - 1994: Juwan Howard (No. 5 by Washington Bullets)
- Since 2011, the Maize & Blue has had 15 NBA selections
 - First Round: 9, Second Round 6
 - 2011: Darius Morris (No. 41 by Los Angeles Lakers)
 - 2013: Trey Burke (No. 9 by Minnesota Timberwolves^)
 - 2013: Tim Hardaway Jr. (No. 24 by New York Knicks)
 - 2014: Nik Stauskas (No. 8 by Sacramento Kings)
 - 2014: Mitch McGary (No. 21 by OKC Thunder)
 - 2014: Glenn Robinson III (No. 40 by Minnesota Timberwolves)
 - 2016: Caris LeVert (No. 20 by Indiana Pacers^^)
 - 2017: D.J. Wilson (No. 17 by Milwaukee Bucks)
 - 2018: Moritz Wagner (No. 25 by Los Angeles Lakers)
 - 2019: Jordan Poole (No. 28 by Golden State Warriors)
 - 2019: Ignas Brazdeikis (No. 47 by Sacramento Kings^^^)
 - 2021: Franz Wagner (No. 8 by Orlando Magic)
 - 2021: Isaiah Livers (No. 42 by Detroit Pistons)
 - 2022: Caleb Houston (No. 32 by Orlando Magic)
 - 2022: Moussa Diabate' (No. 43 by Los Angeles Clippers)

^ Draft Day Trade (Minnesota to Utah)

^^ Draft Day Trade (Indiana to Brooklyn)


^^^ Draft Day Trade (Sacramento to New York)



Eli Brooks



Trey Burke




Chaundee Brown, Jr.



Moussa Diabate'




Tim Hardaway, Jr.




Caleb Houston




Zak Irvin



Caris LeVert




Isaiah Livers



Charles Matthews




Jordan Poole




Duncan Robinson



Zavier Simpson



Franz Wagner



Moritz Wagner



D.J. Wilson



M Michigan: Head Coach

juwan HOWARD

David & Meredith Kaplan Men's Basketball Head Coach



Fourth Season at Michigan

- **Record as Head Coach: 78-46**
- **Record at Michigan: 78-46**
- **Record in Big Ten: 46-31**
 - **Big Ten Champions: 2021**
- **NCAA Tournament: 2x (2021, '22)**
 - **Sweet 16 (2x) 2021, '22**
 - **Elite Eight (1x) 2021**

Former Fab Five member and U-M All-American Juwan Howard begins his fourth season as the David and Meredith Kaplan men's basketball head coach. Overall, he is the 17th coach in program history.

Compiling 61 wins during his three-year tenure, Howard is the second U-M coach to amass 60+ wins to start their careers, joining his former coach and mentor Steve Fisher (62) on the exclusive list.

Claiming the Big Ten regular season title in 2021, Howard's Wolverines have three straight 10+ Big Ten winning seasons, helping U-M extend the program's streak to seven straight.

Howard has taken U-M to two NCAA Tournament appearances reaching two Sweet 16s (2021 & 2022) and the 2021 Elite Eight. The Wolverines were on track to make the 2020 NCAA Tournament, however, the coronavirus pandemic canceled the postseason.

In his second season, Howard not only guided the Wolverines to their 15th conference regular-season title, but U-M earned its second No. 1 seed in the Big Ten Tournament as well as the No. 1 seed in the NCAA East Region – the program's third No. 1 seed in history. Howard became the first to earn a No. 1 seed as a player and as a coach in the NCAA Tournament.

For his efforts that season, Howard was named the 2021 Associated Press National Coach of the Year, the Wolverines' second recipient and first since Bill Frieder in 1985. He was the first Big Ten coach to be recognized with the award since 2005.

The AP honor highlighted a slew of accolades as Howard was named the Big Ten Coach of the Year and earned the USBWA's District V Coach of the Year and the National Association of Basketball Coaches (NABC) District 7 Coach of the Year awards. He was honored by the United States Basketball Writers Association (USBWA) with the Henry Iba Award.

In addition to his awards and honors, Howard guided center Hunter Dickinson to not only consensus All-America second team honors but to the Big Ten Freshman of the Year accolade as well. Dickinson added All-Big Ten first team (media) and second team (coaches) honors and was named to the All-Freshman squad, while Isaiah Livers earned a spot on the All-Big Ten second team (coaches and media) and Franz Wagner was an All-Big Ten second team (coaches) and third team (media) selection.

Before returning to his alma mater, Howard spent six years on the staff of the Miami Heat. Working under coach, and mentors, Erik Spoelstra and Pat Riley, Howard helped the Heat to three division titles (2014, '16, and '18) and Eastern Conference championship in 2014.

During the NBA Summer League, he was the head coach of Miami's 2016 team in both Orlando and Las Vegas as well as Team Africa in the 2018 NBA Africa Game. team and earned an All-NBA third team selection and All-Star appearance in 1996.



The Juwan Howard File

Born: February 7, 1973 (49 years old)
Hometown: Chicago, Illinois
High School: Chicago Vocational
College: Michigan, 1995 (General Studies)
Wife: Jenine (Wardally)
Children (6): sons Juwan Jr., Joshua, Jace and Jett; daughters Sky and Starr

Coaching Career

Years	School	Position
2013-14 (1)	Miami Heat (NBA)	Player Development
2014-19 (5)	Miami Heat (NBA)	Assistant Coach
2019-present (4)	University of Michigan	Head Coach

Accolades & Awards

Big Ten Honors

- Big Ten | Coach of the Year by the coaches & media (2021)
- Associated Press | Coach of the Year (2021)

National Honors


- Associated Press | Coach of the Year (2021)
- USBWA | Henry Iba Award for Coach of the Year (2021)
- Sporting News | Coach of the Year (2021)
- The Athletic | Coach of the Year (2021)

District Honors

- NABC | District 7 Coach of the Year (2021)
- USBWA | District V Coach of the Year (2021)

The University of Michigan

- Member of the famed Fab Five - Chris Webber, Jalen Rose, Jimmy King and Ray Jackson. Howard was the first of the Fab Five to sign/commit to Michigan.
- Played three seasons before opting for early entry into the NBA Draft (1994)
- Reached the NCAA Elite Eight in all three seasons with back-to-back Final Fours and national title games (1992 & 1993)
- Honors & Awards: 1994 All-American; second team (NABC) & third team (AP); All-Big Ten; first team (1994), second team (1993), honorable mention (1992)
- Michigan team captain (1993-94)
- Michigan career: 100 games; 1,526 points, 745 re-bounds; 19 double-doubles
- Became the 17th Wolverine to join 1,000 point/500 rebound club
- Posted three straight seasons of 200+ rebounds
- Scored a career-best 34 points vs. Texas (March 19, 1994) in the NCAA Tournament
- Grabbed a career-best 20 rebounds against Wisconsin (Feb. 10, 1993)



The NBA

- No. 5 NBA Draft pick in 1994 by the Washington Bullets; U-M's sixth top five selection
- Played 19 seasons in the NBA, second most by a Wolverine (Jamal Crawford, 20)
- Played for eight franchises: Washington, Dallas, Denver, Orlando, Houston, Charlotte, Portland and Miami
- Won back-to-back NBA championships with the Miami Heat in 2012 and 2013
- Scored over 16K points (16,159) and 7K rebounds (7,428)
- Scored a career-best 42 points against Toronto (April 19, 1996)
- Grabbed a career-high 16 rebounds against Houston (Jan. 31, 2002)

NBA Honors & Statistics

2x NBA Champion: Miami Heat (2012 & 2013)
 All-NBA third team (1995-96)
 All-Rookie Team (1994-95)
 All-Star (1996)
 Games: 19 seasons; 1,208 games
 Playoffs: 49 postseason games
 Points: 16,159
 Rebounds: 7,428
 Double-Doubles: 190
 Assists: 2,663 | Steals: 818 | Blocks: 312



Juwan Howard | Coaching Career

School	Seasons	Games	Record	Home	Away	Neutral	Games	Record	Home	Away	Neutral	Season Highlights
Michigan	2019-20	31	19-12	11-5	4-7	4-0	20	10-10 (9th)	5-4	4-6	1-0	Postseason canceled (covid-19)
Michigan	2020-21	28	23-5	13-1	6-2	4-2	17	14-3 (1st)	8-1	6-2	0-0	B1G Champions / B1G Semifinal / NCAA Elite Eight
Michigan	2021-22	34	19-15	10-5	5-7	4-3	20	11-9 (8th)	6-4	5-5	0-0	B1G Second Round / NCAA Sweet 16
Michigan	2022-23	33	18-15	13-4	3-7	2-4	20	11-9 (t-5th)	8-2	3-7	0-0	B1G Second Round / NIT
Totals		126	79-47	47-15	18-23	14-9	77	46-31	27-11	18-20	1-0	

M Michigan: Coaching Staff

Associate Head Coach Phil Martelli



With over 46 years of coaching, legendary collegiate coach Phil Martelli continues to reshape the Michigan program as well as college basketball on a national landscape. Entering his fourth season as the associate head coach,

Martelli not only serves as a mentor to Juwan Howard, but has brought vast experience to the Wolverines.

Michigan, who is 61-32 in the last three seasons, claimed the 2021 Big Ten regular-season title and earned the No. 1 seeds in the Big Ten and NCAA Tournaments in 2021. Despite the 2020 NCAA Tournament being canceled due to covid-19, the Wolverines have reached the Sweet 16 in two of Michigan's NCAA bids.

Before heading to Ann Arbor, Martelli spent 34 years at Saint Joseph's, with the final 24 seasons as head coach, where he built the Hawks' into one of the most consistent Atlantic 10 programs. The Hawks' all-time leader in career victories (444), Martelli recorded nine 20-plus win seasons including a school-record 30 in 2004. His A-10 record of 218-176 ranks second all-time, trailing only Temple's John Chaney.

Martelli's teams made 13 postseason appearances (7 NCAA, 6 NIT) advancing to two NCAA Sweet 16s (1997, 2004) and the 2004 Elite Eight. That 2004 team finished the regular season a perfect 27-0 and No. 1 in the country before suffering its first loss in the A-10 Tournament. Despite that, Saint Joseph's advanced to the Elite Eight. Martelli and his point guard Jameer Nelson swept the consensus National Coach and Player of the Year honors that year.

Overall, Martelli was named the A-10 Coach of the Year four times (1997, 2001, '04, '05), the USBWA District Coach of the Year twice (1997, 2004) and the Philadelphia Big 5 Coach of the Year four times (1996, '97, 2004, '16). He won six A-10 regular season/divisional titles (1997, 2001, '02, '03, '04, '05) and guided the Hawks to three A-10 Tournament titles (1997, 2014, '16). His 18 postseason wins (7 NCAA, 11 NIT) are the most in Saint Joseph's history.

Martelli spent seven years as head basketball coach at Bishop Kenrick High School in the Philadelphia Catholic League; current Hall of Fame women's basketball coach Geno Auriemma served as an assistant under Martelli from 1979-81. He began his coaching career as an assistant coach at his alma mater Widener College in 1977, helping the Pioneers reach the 1978 NCAA Division III Final Four and title game.

The Phil Martelli File

Born: August 31, 1954

Hometown: Media, Pa.

High School: Saint Joseph's Prep, 1972

College: Widener College, 1976

Wife: Judy (Marra; 44 years)

Years	School	Position
1977-78	Widener College	AC
1978-85	Bishop Kenrick H.S.	HC
1985-95	Saint Joseph's	AC
1995-2019	Saint Joseph's	HC
2019-present	Michigan	AHC

Assistant Coach Saddi Washington



With more than two decades of college coaching experience, Saddi Washington begins his seventh season with Michigan. Washington was initially responsible for working with the big men before shifting to coordinate the defensive strategies and wing play.

With Washington's assistance, U-M has averaged 25+ wins per season with a program record 33 wins in 2017-18 (33-8) and 30 more wins in 2018-19 (30-7). The Wolverines have won 10+ Big Ten games in all six of Washington's seasons. He helped the Maize and Blue claim the 2021 Big Ten regular season title, the 2017 and 2018 Big Ten Tournament titles, advanced to five NCAA Sweet 16s, as well as a trip to the 2018 Final Four and the national championship game vs. Villanova.

Prior to heading to Ann Arbor, Washington spent a decade as a member of Oakland University's staff (2006-16) serving seven years as an assistant before being promoted to the associate head coach under Greg Kampe his final three seasons. Washington helped the Golden Grizzlies to 198 wins and five 20-plus win seasons. Oakland made back-to-back trips to the NCAA Tournament (2010, '11) after winning two straight Summit League regular season and conference tournament titles.

Before starting his coaching career serving as a volunteer assistant coach at Romulus High School (2005) under current Alabama head coach Nate Oats, Washington had a seven-year professional career overseas.

Collegiately, Washington was named to the 1994 Mid-American (MAC) All-Freshman Team, averaging 14 points per game at Western Michigan. A two-time All-MAC selection, he was a first-team pick as a senior in 1998 after scoring 626 points (21.6 per game). He helped lead the Broncos to the NCAA Tournament, where the Broncos upset Clemson in the first round.

The Saddi Washington File

Born: July 30, 1975

Hometown: Lansing, Michigan

High School: Sexton High School, 1994

College: Western Michigan, 1998

Wife: Channon

Years	School	Position
2005-06	Romulus H.S.	Vol. AC
2006-13	Oakland	AC
2013-16	Oakland	AHC
2016-present	Michigan	AC

Assistant Coach Howard Eisley



Michigan native Howard Eisley begins his fourth season with the Wolverines after a successful nine years coaching in the NBA. Eisley has been instrumental with the guards as well as the Wolverine offensive sets and game strategies. With his efforts, U-M has gone 61-32, winning the 2021 Big Ten regular season title and making two trips to the Sweet 16 in the NCAA Tournament.

Prior to his return to NCAA coaching, Eisley spent nearly a decade moving up the ranks in the NBA as a player development assistant with the Los Angeles Clippers, and as an assistant coach with the Washington Wizards (2014-16) and New York Knicks (2016-19).

Chosen with the 30th overall selection by the Minnesota Timberwolves in the 1994 NBA Draft, Eisley played 12 seasons in the NBA, making stops with eight teams -- Minnesota, San Antonio, Utah, Dallas, New York, Phoenix, the Clippers and Denver. He played in 786 NBA games and recorded 5,116 career points, 2,748 assists, 540 steals and 516 3-point field goals. His career was highlighted by playing five seasons with the Utah Jazz and Hall of Fame point guard John Stockton, contributing to two Western Conference titles in 1997 and 1998.

A four-year starter at Boston College (1991-94), Eisley helped guide the Eagles to the 1994 NCAA East Regional Final, where he earned all-regional tournament honors. He added All-Big East second team honors as a junior (1993) and senior (1994).

Prior to his collegiate career, Eisley was a prep standout at Detroit's Southwestern High School, where he was teammates with future NBA players Jalen Rose and Voshon Lenard.

The Howard Eisley File

Born: December 4, 1972

Hometown: Detroit, Mich.

High School: Southwestern, 1990

College: Boston College, 1995

Wife: Tiyesh

Years	School	Position
2010-14	Los Angeles (NBA)	PD
2014-16	Washington (NBA)	AC
2016-19	New York (NBA)	AC
2019-present	Michigan	AC



Wolverine: Player Bios



#0 dug McDANIEL

- » Freshman | Guard | 5-11 | 160
- » Washington, D.C. | St. Paul VI Catholic
- » College of Literature, Science & Arts | Undecided
- » Born on Jan. 8, 2003 in Washington, D.C.
- » Twitter: @AyooFlyy
- » Instagram: @thedugmcdaniel

Statistics	G	S	MIN	Avg	FG	FGA	FG%	3FG	3FGA	3FG%	FT	FTA	FT%	OFF	DEF	REB	FL	AST	TO	BLK	STL	PTS	PPG	RPG	APG	W	L
2022-23	33	25	1005	30.5	97	257	37.7%	31	89	34.8%	50	66	75.8%	8	91	99	41	119	52	1	38	275	8.3	3.0	3.6	18	15
Career	33	25	1005	30.5	97	257	37.7%	31	89	34.8%	50	66	75.8%	8	91	99	41	119	52	1	38	275	8.3	3.0	3.6	18	15

Season & Career Bests	2022-23	Game	Career	Game	Stat Facts
Points	20	Wisconsin (2/26/2023)	20	Wisconsin (2/26/2023)	Games 33
Rebounds	8 (2x)	last: Minnesota (1/22/2023)	8 (2x)	last: Minnesota (1/22/2023)	Starts 25
Assists	9	at Northwestern (2/2/2023)	9	at Northwestern (2/2/2023)	10+ Points 12
Steals	5	at Rutgers (2/23/2023)	5	at Rutgers (2/23/2023)	20+ Points 1
Blocks	1	at Penn State (1/29/2023)	1	at Penn State (1/29/2023)	5+ Rebounds 5
Field Goals	6 (3x)	last: Wisconsin (2/26/2023)	6 (3x)	last: Wisconsin (2/26/2023)	3+ Assists 21
Field Goal Attempts	15	at Iowa (1/12/2023)	15	at Iowa (1/12/2023)	5+ Assists 9
3-Point Field Goals	4	Toledo (3/14/2023)	4	Toledo (3/14/2023)	3+ Blocks 0
3-Point Field Goal Attempts	7	Northwestern (1/15/2023)	7	Northwestern (1/15/2023)	3+ Steals 4
Free Throws	6	Wisconsin (2/26/2023)	6	Wisconsin (2/26/2023)	Double-Doubles 0
Free Throw Attempts	6 (2x)	last: Wisconsin (2/26/2023)	6 (2x)	last: Wisconsin (2/26/2023)	
Minutes	47	at Illinois (3/2/2023)	47	at Illinois (3/2/2023)	

Who is Dug McDaniel ...

- Known for his play-making abilities and for being a defensive disruptor
- Possesses ability to make explosive plays and exceptional change of direction
- Pushes tempo of the game and can outrun the defense
- Strong and tough, not afraid of contact
- Tough, relentless player

Michigan Career

- Helped U-M earn selection to NIT (2023)
- Big Ten Freshman of the Week (Dec. 12)

First Season (2022-23)

- Played in 33 games; with 25 starts
 - Moved into starting lineup following a season-ending injury to Jaelin Llewellyn
 - First collegiate start was at Minnesota (Dec. 8)
 - Near perfect game of 15 points: FG (5-for-6), 3FG (3-for-3), FT (2-for-2)
- Averaging 8.3 points
 - Posted 12 double figure games; all as starter
 - Scored a career-best 20 points against Wisconsin in OT (Feb. 26)
- Averaging 3.0 rebounds
 - Posted 13 games with four-plus rebounds
 - Grabbed a career-best eight rebounds, two times
 - Lipscomb (Dec. 17) and Minnesota (Jan. 22)
- Leads U-M with 119 assists (3.6 apg)
 - Posted 16 games with four-plus assists; with nine of five-plus
 - Had a career-best nine assists at Northwestern (Feb. 2)
 - His 119 assists are the most by a freshman since Trey Burke (156; 2011-12)
 - Sixth freshman to surpass 50-plus assists in a season (since 2009-10)
 - Trey Burke (156, 2011-12)
 - >> Dug McDaniel (119; 2022-23)
 - Darius Morris (84; 2009-10)
 - Tim Hardaway, Jr. (59; 2010-11)
 - Derrick Walton, Jr. (53; 2013-14)
 - Nik Stauskas (52; 2012-13)
- Second on U-M with 38 steals (1.2 spg)
 - One of two Wolverines in double digits for steals (Kobe Bufkin, 43)
 - Had a career-best five steals at Rutgers (Feb. 23)
- Averaging 30.4 minutes per game
 - Off the bench (14.6 mpg; 8 games: 117 minutes)
 - As starter (35.9 mpg; 25 games: 898 minutes)
 - Posted 23 games with 30-plus minutes; with four of 40-plus
 - Played in a career-best 47 minutes in 2OT at Illinois (March 2)

Prep Highlights

- Class of 2022 (Top 100): No. 59 (ESPN), No. 78 (247 Sports) and No. 94 (Rivals)
- VISAA Division I All-State first team (2022), second team (2019)
- WCAC Player of the Year (2022) and All-WCAC first team (2019, '22)
- Washington Post All-Met first team (2022), third team (2019), HM (2020)
- DMV Elite All-Northern Virginia Player of the Year (2022), second team (2020)
- As a senior (2021-22), averaged 17.6 points, 4.8 rebounds, 4.2 assists and 1.8 steals
 - 31-5 record, 12-2 (t-1st), WCAC Tournament title, ACIT runner-up and VISAA DI State title, defeating St. Stephens/St. Agnes (56-52) in title game



Wolverine: Player Bios

CAPTAIN



#1 hunter DICKINSON

- » Junior | Center | 7-1 | 260
- » Alexandria, Virginia | DeMatha Catholic High School
- » College of Literature, Science & Arts | Media & Communications
- » Born on November 25, 2000 in Alexandria, Virginia
- » Twitter: @H_Dickinson24
- » Instagram: @hunter.dickinson1

Games / Starts	93 / 88
Points	1,596 (16th)
1,000+ Points	57th
20+ Points	33
30+ Points	4
Rebounds	776 (10th)
500+ Rebounds	46th
10+ Rebounds	32
15+ Rebounds	6
Double-Doubles	30 (t-7th)
Blocks	148 (7th)

Statistics	G	S	MIN	Avg	FG	FGA	FG%	3FG	3FGA	3FG%	FT	FTA	FT%	OFF	DEF	REB	FL	AST	TO	BLK	STL	PTS	PPG	RPG	APG	W	L
2020-21	28	23	727	26.0	156	261	59.8%	0	4	0.0%	82	111	73.9%	61	145	206	71	25	64	40	9	394	14.1	7.4	0.9	23	5
2021-22	32	32	1031	32.2	240	426	56.3%	21	64	32.8%	93	116	80.2%	75	199	274	87	73	65	49	15	594	18.6	8.6	2.3	19	15
2022-23	33	33	1077	32.6	235	420	56.0%	24	55	43.6%	114	158	72.2%	77	219	296	62	49	66	59	17	608	18.4	9.0	1.5	18	15
Career	93	88	2835	30.5	631	1107	57.0%	45	123	36.6%	289	385	75.1%	213	563	776	220	147	195	148	41	1596	17.2	8.3	1.6	60	35

Season & Career Bests	2022-23	Game	Career	Game	Stat Facts
Points	32	Maryland (1/1/2023)	33	Michigan State (3/1/2022)	Games 93
Rebounds	16	at Illinois (3/2/2023)	16	at Illinois (3/2/2023)	Starts 88
Assists	5	vs. Pitt (11/16/2022)	7	at Iowa (2/17/2022)	10+ Points 82
Steals	2 (2x)	last: Indiana (2/11/2023)	3 (2x)	last: Purdue (2/10/2022)	20+ Points 33
Blocks	5 (2x)	last: at Indiana (3/5/2023)	5 (3x)	last: at Indiana (3/5/2023)	30+ Points 4
Field Goals	14	at Illinois (3/2/2023)	14	at Illinois (3/2/2023)	5+ Rebounds 84
Field Goal Attempts	22	vs. Kentucky (12/4/2022)	22	vs. Kentucky (12/4/2022)	10+ Rebounds 32
3-Point Field Goals	3	Purdue (1/26/2023)	4	Purdue (2/10/2022)	15+ Rebounds 6
3-Point Field Goal Attempts	7	Purdue (1/26/2023)	7	Purdue (1/26/2023)	3+ Assists 22
Free Throws	9	Minnesota (1/22/2023)	9 (2x)	last: Minnesota (1/22/2023)	3+ Blocks 22
Free Throw Attempts	10	Central Michigan (12/29/2022)	10 (3x)	last: Central Michigan (12/29/2020)	2+ Steals 8
Minutes	45	at Illinois (3/2/2023)	45	at Illinois (3/2/2023)	Double-Doubles 30

Who is Hunter Dickinson ...

- A 7-1 left-handed shooter, with ability and an array of inside shots using both hands
- Outspoken leader, and captain, of the Wolverines
- Mentally tough player with a high, savvy basketball IQ
- Patient post player, who reads and reacts to the defense, or double (triple) team
- Strong passing skills with great court vision and getting teammates involved
- Continues to improve mid-range and three-point shooting

Michigan Career

- One of three U-M captains (Jace Howard & Terrance Williams II)
- Led U-M to the Big Ten regular season title (2021) -- 15th in program history
- Led U-M to two trips to the NCAA Tournament (2021, '22)
 - Helped U-M to No. 1 seed in 2021 (third time in program history)
 - Helped U-M advance to the NCAA Sweet 16 (2021, '22)
 - Helped U-M advance to the NCAA Elite Eight (2021)
 - The 2020 tournament was canceled due to covid-19 pandemic
- Led U-M to selection for the Postseason NIT (2023)

Career Notables

- Played in 93 games, with 88 starts
 - Missed two career games (both due to illness)
 - at Illinois (Jan. 14, 2022; covid after-effects), at Ohio State (March 6, 2022; flu)
- 1,596 career points (17.2 ppg); ranks 16th all-time
 - 22nd Wolverine to surpass 1,500 career points
 - 57th Wolverine (19th junior) to surpass 1,000 career points
 - 22nd Wolverine to score 600-plus points in single season (608)
 - First Wolverine in nine years; Nik Stauskas (630; 2013-14)
 - 18th Wolverine to record two seasons of 500-plus points
 - > 2021-22 (594; 18.6 ppg) & 2022-23 (608; 18.4 ppg)
- 776 career rebounds (8.3 rpg); ranks 10th all-time
 - 17th Wolverine to surpass 700-plus career rebounds
 - 10th Wolverine to record three straight 200-plus rebound seasons (12th overall)
 - First Wolverine in 20 years to accomplish feat (LaVell Blanchard, 2000-03)
 - > 2020-21 (206; 7.4 rpg); 2021-22 (274; 8.6 rpg) & 2022-23 (280; 9.0 rpg)
- 30 career double-doubles, ranks t-7th all-time (Tom Cole)
 - 2022-23: 13 double-doubles ranks t-15th for the most in a single season
- 148 career blocks; ranks seventh all-time
 - 12th Wolverine to surpass 100-plus blocks
 - 3rd Wolverine to record three 40-plus block seasons (Roy Tarpley & Courtney Sims)
 - > 2020-21 (40); 2021-22 (49) & 2022-23 (59)
- 16th Wolverine to surpass 600-plus career field goals (631)
 - 16th Wolverine to record two 200-plus field goals in a season
 - > 2021-22 (240) & 2022-23 (235)
- 5th Wolverine to record 1,000 points/500 rebound/100 blocks
 - > Joins: Roy Tarpley, Chris Webber, Maceo Baston & Courtney Sims

Career Honors & Awards

- All-America, consensus second team (2021)
 - Associated Press, NABC, Sporting News, USA Today and USBWA
- All-Big Ten, first team (2021 & 2023, Media)
- All-Big Ten, second team (2021, '22, '23, Coaches & 2022, Media)
- Big Ten Freshman of the Year (2021; Coaches & Media)
- Big Ten All-Freshman Team (2021)
 - 2x, Preseason All-Big Ten (2021-22, 2022-23)
 - 3x, Big Ten Player of the Week
 - 7x, Big Ten Freshman of the Week; tied U-M record of Trey Burke (7; 2011-12)
 - 2x, Academic All-Big Ten (2022, '23)
 - CoSIDA Academic All-District, first team (2022)
 - 3x, NABC All-District 7, first team (2023) & second team (2021, '22)
 - 3x, USBWA All-District V Team (2021, '22, '23)
 - Associated Press Big Ten Newcomer of the Year (2021)
 - NCAA Tournament All-East Region Team (2021)

Third Season (2022-23)

- Leads U-M in points (18.4) and rebounds (9.0)
 - Leads U-M in both categories for a third straight season
 - Scored in double figures in 30 of 33 games
 - Has 13 20-plus point games; with three 30-plus
 - Scored a season-best 32 points vs. Maryland (Jan. 1); 13-for-16 FGs
 - Scored 31 points vs. Eastern Michigan (Nov. 11); 13-for-17 FGs
 - Scored 31 points in 2OT at Illinois (March 2); 14-for-21 FGs
- Posted 14 games with 10-plus rebounds
 - Grabbed a career-best 16 rebounds at Illinois
- Leads U-M with 13 double-doubles (t-15th most in U-M single season)
- Leads U-M with 59 blocks (1.8 bpg)
 - Posted nine games with three-plus blocks
 - Had a career-best-tying five blocks, two times
 - Virginia (Nov. 29) and at Indiana (March 5)
- Averaging 32.6 minutes per game
 - Posted 23 games with 30-plus minutes; three with 40-plus
 - Played a career-best 45 minutes in 2OT at Illinois



Wolverine: Player Bios



#2 kobe BUFKIN

- » **Sophomore | Guard | 6-4 | 195**
- » **Grand Rapids, Michigan | Grand Rapids Christian High School**
- » **College of Literature, Science & Arts | Undecided**
- » **Born on September 21, 2003 in Grand Rapids, Michigan**
- » **Twitter: @kb33zy_04**
- » **Instagram: @kobeb.4**

Statistics	G	S	MIN	Avg	FG	FGA	FG%	3FG	3FGA	3FG%	FT	FTA	FT%	OFF	DEF	REB	FL	AST	TO	BLK	STL	PTS	PPG	RPG	APG	W	L
2021-22	28	0	298	10.6	30	79	38.0%	8	36	22.2%	17	22	77.3%	9	23	32	24	8	15	3	11	85	3.0	1.1	0.3	19	15
2022-23	33	33	1121	34.0	173	359	48.2%	43	121	35.5%	73	86	84.9%	25	124	149	80	96	64	23	43	462	14.0	4.5	2.9	18	15
Career	61	33	1419	23.3	203	438	46.3%	51	157	32.5%	90	108	83.3%	34	147	181	104	104	79	26	54	547	9.0	3.0	1.7	37	30

Season & Career Bests	2022-23	Game	Career	Game	Stat Facts
Points	28	Wisconsin (2/26/2023)	28	Wisconsin (2/26/2023)	Games 61
Rebounds	12	at Northwestern (2/2/2023)	12	at Northwestern (2/2/2023)	Starts 33
Assists	8	at Northwestern (2/2/2023)	8	at Northwestern (2/2/2023)	10+ Points 24
Steals	3 (5x)	last: at Rutgers (2/23/2023)	3 (5x)	last: at Rutgers (2/23/2023)	20+ Points 7
Blocks	3	Jackson State (11/23/2022)	3	Jackson State (11/23/2022)	5+ Rebounds 14
Field Goals	10	Wisconsin (2/26/2023)	10	Wisconsin (2/26/2023)	10+ Rebounds 1
Field Goal Attempts	21	Wisconsin (2/26/2023)	21	Wisconsin (2/26/2023)	3+ Assists 18
3-Point Field Goals	4	Lipscomb (12/17/2022)	4	Lipscomb (12/17/2022)	5+ Assists 7
3-Point Field Goal Attempts	7 (2x)	last: at Indiana (3/5/2023)	7 (2x)	last: at Indiana (3/5/2023)	3+ Blocks 1
Free Throws	7	at Michigan State (1/7/2023)	7	at Michigan State (1/7/2023)	3+ Steals 5
Free Throw Attempts	8 (2x)	last: at Illinois (3/2/2023)	8 (2x)	last: at Illinois (3/2/2023)	Double-Doubles 1
Minutes	43 (x)	last: at Indiana (3/5/2023)	43 (2x)	last: at Indiana (3/5/2023)	

Who is Kobe Bufkin ...

- A crafty, lefty guard with great length and athleticism to get to the basket
- Versatile shooter with deep range
- Often praised for his basketball IQ and passion for the sport
- Family are lifelong Michigan Fans
- Named after the late Kobe Bryant; brother, Isaiah, is named after Isaiah Thomas

Michigan Career

- Helped U-M advance to the 2022 NCAA Sweet 16
 - Fifth consecutive trip for the Wolverines
- Helped U-M earn selection to NIT (2023)
- All-Big Ten, third team (media, 2023), honorable mention (coaches, 2023)
- Big Ten Freshman of the Week (Dec. 20, 2022)

Second Season (2022-23)

- Started all 33 games; one of two Wolverines to do so (Hunter Dickinson)
- Third on U-M with 14.0 points per game
 - Posted 24 double figure scoring games; with seven 20-plus
 - Scored a career-best 28 points against Wisconsin (Feb. 26)
 - Had six additional 20-plus point games
 - 22 points against Lipscomb (Dec. 17)
 - 22 points vs. North Carolina (Dec. 21; Jumpman Invitational)
 - 20 points against Northwestern (Jan. 15)
 - 21 points at Wisconsin (Feb. 14)
 - 23 points at Illinois (March 2)
 - 23 points against Toledo (March 13; NIT first round)
- Averaging 4.5 rebounds
 - Posted 14 games with five-plus rebounds; with one 10-plus
 - Grabbed a career-best 12 rebounds at Northwestern (Feb. 2)
- Recorded first career double-double (PT-REB)
 - 15 points, 12 rebounds: at Northwestern
 - Nearly recorded U-M's seventh triple-double (8 assists)
- Second on U-M with 96 assists (2.9 apg)
 - Posted 12 games with four-plus assists
 - Had a career-best eight assists at Northwestern
- Third on U-M with 23 blocks
 - Had a career-best three blocks against Jackson State (Nov. 23)
- Leads U-M with 43 steals (1.3 spg)
 - One of two Wolverines in double digits for steals (Dug McDaniel, 35)
 - Had a career-best three steals, five times
- Averaging 34.0 minutes per game
 - Posted 27 games with 30-plus minutes, three games with 40-plus
 - Had a career-best 43 minutes, two times
 - 2OT at Illinois and OT at Indiana (March 5)



Wolverine: Player Bios



#3 jaelin LLEWELLYN

Out for Season (Left Knee)

- » Graduate Student | Guard | 6-2 | 190
- » Mississauga, Ontario | Virginia Episcopal School | Princeton
- » U-M's School of Social Work | Masters in Social Work
- » Born on May 13, 1999 in Mississauga, Ontario
- » Twitter: @13jaelin
- » Instagram: @jaeliinn

Statistics	G	S	MIN	Avg	FG	FGA	FG%	3FG	3FGA	3FG%	FT	FTA	FT%	OFF	DEF	REB	FL	AST	TO	BLK	STL	PTS	PPG	RPG	APG	W	L
2018-19*	21	21	693	33.0	83	250	33.2%	24	95	25.3%	22	38	57.9%	12	52	64	34	55	37	4	12	212	10.1	3.0	2.6	16	56
2019-20*	27	27	901	33.4	140	358	39.1%	48	156	30.8%	85	109	78.0%	21	90	111	38	62	49	7	27	413	15.3	4.1	2.3	14	13
2020-21*^	0	0	0	0.0	0	0	0.0%	0	0	0.0%	0	0	0.0%	0	0	0	0	0	0	0	0	0	0.0	0.0	0.0	0	0
2021-22*	28	28	910	32.5	168	376	44.7%	64	166	38.6%	39	56	69.6%	29	86	115	44	73	50	4	20	439	15.7	4.1	2.6	23	7
2022-23	8	8	212	26.5	17	55	30.9%	5	27	18.5%	17	25	68.0%	3	23	26	14	22	9	1	5	56	7.0	3.3	2.8	18	15
Career	84	84	2716	32.3	408	1039	39.3%	141	444	31.8%	163	228	71.5%	65	251	316	130	212	145	16	64	1120	13.3	3.8	2.5	60	91

*played at Princeton; ^ Ivy League cancelled the season due to covid-19 pandemic

Season & Career Bests	2022-23	Game	Career	Game	Stat Facts
Points	12	vs. Eastern Michigan (11/11/2022)	30	Cornell (3/7/2020)	Games 84
Rebounds	5	vs. Eastern Michigan (11/11/2022)	14	at Penn (1/4/2020)	Starts 84
Assists	4 (2x)	last: vs. Kentucky (12/4/2022)	8	vs. Iona (12/15/2018)	10+ Points 58
Steals	1 (5x)	last: vs. Kentucky (12/4/2022)	4	at San Francisco (11/9/2019)	20+ Points 16
Blocks	1	Purdue Fort Wayne (11/7/2022)	2 (2x)	last: Monmouth (12/10/2019)	30+ Points 1
Field Goals	4	vs. Pitt (11/16/2022)	10 (4x)	last: at Penn (3/5/2022)	5+ Rebounds 23
Field Goal Attempts	11	Ohio (11/20/2022)	21 (2x)	last: vs. Minnesota (11/14/2021)	10+ Rebounds 1
3-Point Field Goals	2 (2x)	last: Virginia (11/29/2022)	6	Yale (1/29/2022)	5+ Assists 12
3-Point Field Goal Attempts	6	Ohio (11/20/2022)	12 (2x)	last: Yale (1/29/2022)	3+ Steals 3
Free Throws	8	vs. Eastern Michigan (11/11/2022)	10	at Columbia (2/9/2020)	40+ Minutes 6
Free Throw Attempts	12	vs. Eastern Michigan (11/11/2022)	12	vs. Eastern Michigan (11/11/2022)	Double-Doubles 1
Minutes	33	Ohio (11/20/2022)	44	vs. Iona (12/17/2019)	

Who is Jaelin Llewellyn ...

- Sharp field goal and three-point shooter
- Scoring guard who quick first step and shifty play around the basket
- Play-making guard, who finds ways to get his teammates the ball
- Isn't afraid to draw contact

Career Statistics

- Played and started all 84 career games
 - Junior season (2020-21) was cancelled by Ivy League due to covid-19
 - Missed nine career games
 - First seven games of freshman season (2018-19)
 - Two due to injury during senior season (2021-22)
- 1,120 points: Michigan (56; 7.0 ppg) | Princeton (1,064; 14.0 ppg)
- 316 rebounds: Michigan (26; 3.3 rpg) | Princeton (290; 3.8 rpg)
- 212 assists: Michigan (22; 2.8 apg) | Princeton (190; 2.5 apg)
- 141 three-pointers: Michigan (5) | Princeton (136)

Princeton Career (2019-20-21-22)

- Played four seasons at Princeton (76 games)
- All-Ivy League, first team (2022) and second team (2020)
- Ivy League Player of the Week (Nov. 15, 2021, Jan. 6, 2020)
- NABC Second Team All-District (2022)
- Asheville Championship All-Tournament Team (2021)
- Member of 1,000-Point Club
 - Ranks 27th (tie) all-time with 1,064 career points
- Ranks 13th (tie) for career three-point field goals (136)
- Ranks 15th for three-point field goals in a season (64; 2021-22)

Michigan Career

- Helped U-M earn selection to NIT (2023)

Graduate Student (2022-23 | Michigan)

- Took advantage of the NCAA's one-time eligibility rule in response covid-19
- Started eight games before injuring ended his season
 - Injured let knee (ACL) vs. Kentucky (Dec. 4; London Showcase)
 - Had successful surgery on Jan. 4th at U-M Hospital (Dr. James Carpenter)
- Averaged 7.0 points per game
 - Posted two games of 10-plus points
 - Scored a season-best 12 points vs. Eastern Michigan (Nov. 11)
- Posted 2+ assists in all eight games
 - Had a season-best four assists, two times
 - Jackson State (Nov. 23) and vs. Kentucky



Wolverine: Player Bios



#4 **ian** BURNS

- » **Sophomore | Guard | 6-6 | 205**
- » **Winnetka, Illinois | New Trier High School**
- » **Stephen M. Ross School of Business | Business**
- » **Born on May 10, 2003 in Chicago, Illinois**
- » **Twitter: @_ianburns**
- » **Instagram: @ianburnss**

Statistics	G	S	MIN	Avg	FG	FGA	FG%	3FG	3FGA	3FG%	FT	FTA	FT%	OFF	DEF	REB	FL	AST	TO	BLK	STL	PTS	PPG	RPG	APG	W	L
2021-22	2	0	3	1.5	0	1	0.0%	0	1	0.0%	0	0	0.0%	0	0	0	0	1	0	0	0	0	0.0	0.0	0.5	19	15
2022-23	3	0	7	2.3	0	1	0.0%	0	1	0.0%	0	0	0.0%	0	0	0	0	0	0	0	0	0	0.0	0.0	0.0	18	15
Career	5	0	10	2.0	0	2	0.0%	0	2	0.0%	0	0	0.0%	0	0	0	0	1	0	0	0	0	0.0	0.0	0.2	37	30

Season & Career Bests	2022-23	Game	Career	Game	Stat Facts
Points	-	-	-	-	Games 5
Rebounds	-	-	-	-	Starts 0
Assists	-	-	1	at Nebraska (12/7/2021)	10+ Points 0
Steals	-	-	-	-	20+ Points 0
Blocks	-	-	-	-	5+ Rebounds 0
Field Goals	-	-	-	-	10+ Rebounds 0
Field Goal Attempts	1	Maryland (1/1/2023)	1 (2x)	last: Maryland (1/1/2023)	3+ Assists 0
3-Point Field Goals	-	-	-	-	3+ Blocks 0
3-Point Field Goal Attempts	1	Maryland (1/1/2023)	1 (2x)	last: Maryland (1/1/2023)	3+ Steals 0
Free Throws	-	-	-	-	Double-Doubles 0
Free Throw Attempts	-	-	-	-	
Minutes	3 (2x)	last: Maryland (1/1/2023)	3 (2x)	last: Maryland (1/1/2023)	

Who is Ian Burns ...

- *Joined the program as a preferred walk-on*
- *Versatile guard playing on the perimeter or on the wing*
- *Continues to grow his game with ball handling skills and three-point shooting*
- *Known to be an extremely hard worker on and off the court*
- *Avid golfer, member of varsity team for two seasons*

Michigan Career

- Helped U-M advance to the 2022 NCAA Sweet 16
 - Fifth consecutive trip for the Wolverines
- Helped U-M earn selection to NIT (2023)
- Academic All-Big Ten (2023)

Second Season (2022-23)

- Played in three games; all off the bench
 - Final minute against Purdue Fort Wayne (Nov. 7); no recorded stats
 - Final three minutes at Minnesota (Dec. 8); no recorded stats
 - Final three minutes against Maryland (Jan. 1); attempted a three-pointer

First Season (2021-22)

- Appeared in two games, both off the bench
 - Made his collegiate debut against Nebraska (Dec. 7); recorded one assist
 - Played final two minutes in upset of No. 3 Purdue (Feb. 10)
 - Attempted first career three-pointer



Wolverine: Player Bios

CAPTAIN



#5 terrance WILLIAMS II

- » Junior | Forward | 6-7 | 230
- » Clinton, Maryland | Gonzaga College H.S.
- » School of Kinesiology | Sport Management
- » Born on December 1, 2001 in Washington, D.C.
- » Twitter: @_flyyt
- » Instagram: @_twill5

Statistics	G	S	MIN	Avg	FG	FGA	FG%	3FG	3FGA	3FG%	FT	FTA	FT%	OFF	DEF	REB	FL	AST	TO	BLK	STL	PTS	PPG	RPG	APG	W	L
2020-21	21	0	159	7.6	14	39	35.9%	1	14	7.1%	11	20	55.0%	8	38	46	17	8	9	2	4	40	1.9	2.2	0.4	23	5
2021-22	31	1	479	15.5	50	110	45.5%	20	52	38.5%	26	33	78.8%	20	53	73	42	16	15	1	4	146	4.7	2.4	0.5	19	15
2022-23	31	25	812	26.2	65	168	38.7%	17	68	25.0%	43	58	74.1%	49	134	183	53	26	25	7	8	190	6.1	5.9	0.8	18	15
Career	83	26	1450	17.5	129	317	40.7%	38	134	28.4%	80	111	72.1%	77	225	302	112	50	49	10	16	376	4.5	3.6	0.6	60	35

Season & Career Bests	2022-23	Game	Career	Game	Stat Facts
Points	18	vs. Eastern Michigan (11/11/2022)	22	at Nebraska (12/7/2021)	Games 83
Rebounds	13	at Maryland (1/19/2023)	13	at Maryland (1/19/2023)	Starts 26
Assists	3	vs. Rutgers (3/9/2023)	3 (4x)	last: vs. Rutgers (3/9/2023)	10+ Points 10
Steals	2	vs. Pitt (11/16/2022)	2 (2x)	last: vs. Pitt (11/16/2022)	20+ Points 1
Blocks	1 (5x)	last: at Illinois (3/2/2023)	1 (8x)	last: at Illinois (3/2/2023)	5+ Rebounds 26
Field Goals	4 (5x)	last: Nebraska (2/8/2023)	9	at Nebraska (12/7/2021)	10+ Rebounds 4
Field Goal Attempts	11	Jackson State (11/23/2022)	12	at Nebraska (12/7/2021)	3+ Assists 4
3-Point Field Goals	3	vs. Eastern Michigan (11/11/2022)	3 (4x)	last: vs. Eastern Michigan (11/11/2022)	3+ Blocks 0
3-Point Field Goal Attempts	7 (2x)	last: Ohio (11/20/2022)	7 (2x)	last: Ohio (11/20/2022)	3+ Steals 0
Free Throws	7	vs. Eastern Michigan (11/11/2022)	7	vs. Eastern Michigan (11/11/2022)	Double-Doubles 1
Free Throw Attempts	9	vs. Eastern Michigan (11/11/2022)	9	vs. Eastern Michigan (11/11/2022)	
Minutes	36	Ohio (11/20/2022)	36	Ohio (11/20/2022)	

Last Name: Requests broadcasters to use "II" when appropriate

Who is Terrance Williams II ...

- Versatile "hybrid" forward who can play inside and out
- Reliable rebounder who is known for consistent defensive efforts
- Efficient shooter with post moves as well as the ability to shoot from outside
- Physically tough and not afraid of contact; has a Big Ten frame
- Played in prep league (WCAC) and AAU program (Team Takeover) as Hunter Dickinson and Dug McDaniel

Michigan Career

- Played in 83 career games; with 26 starts
 - Scored 376 points (4.5 ppg)
 - Grabbed 302 rebounds (3.6 rpg)
- One of three U-M captains (2022-23; Jace Howard and Terrance Williams II)
- 2x, Academic All-Big Ten (2022, '23)
- Led U-M to the Big Ten regular season title (2021)
- Led U-M to two straight trips to the NCAA Tournament (2021, '22)
 - Helped U-M advance to two NCAA Sweet 16 (2021, '22)
 - Helped U-M advance to the NCAA Elite Eight (2021)
- Helped U-M earn selection to NIT (2023)

Third Season (2022-23)

- Played in 31 games; with 25 starts
 - Missed two games due to knee bruise
 - at Wisconsin (Feb. 14) and Michigan State (Feb. 18)
- Averaging 6.1 points per game
 - Posted five games in double figures
 - Scored a season-best 18 points vs. Eastern Michigan (Nov. 11)
- Second on U-M with 5.9 rebounds per game
 - Grabbed 183 (49 offensive, 134 defensive)
 - Season total is more than first two seasons combined (119)
 - Posted 20 games with five-plus rebounds; with four 10-plus
 - Grabbed a career-best 13 rebounds at Maryland (Jan. 19)
 - Posted three other games with 10-plus rebounds
 - 11 vs. Eastern Michigan played in Little Caesars Arena
 - 11 vs. North Carolina (Dec. 21) in Jumpman Invitational
 - 10 at Northwestern (Feb. 2)
- Recorded first career double-double (PT-REB)
 - 18 points, 11 rebounds: vs. Eastern Michigan
- Has made 17 three-pointers
 - Made a career-best three three-pointers vs. Eastern Michigan
- Averaging 26.2 minutes per game
 - Posted 10 games with 30-plus minutes
 - Played in a career-best 37 minutes against Ohio (Nov. 20)



Wolverine: Player Bios



#11 Isaiah BARNES

- » Redshirt-Freshman | Guard | 6-7 | 200
- » Chicago, Illinois | Simeon Career Academy
- » College of Literature, Science & Arts | Undecided
- » Born on February 10, 2003 in Chicago, Illinois
- » Twitter: @Isaiahbarnes_
- » Instagram: @isaiahbarnes_

Statistics	G	S	MIN	Avg	FG	FGA	FG%	3FG	3FGA	3FG%	FT	FTA	FT%	OFF	DEF	REB	FL	AST	TO	BLK	STL	PTS	PPG	RPG	APG	W	L
2021-22	2	0	5	2.5	0	0	0.0%	0	0	0.0%	0	0	0.0%	0	1	1	0	0	0	0	0	0	0.0	0.5	0.0	19	15
2022-23	15	0	91	6.1	5	16	31.3%	2	9	22.2%	4	5	80.0%	6	11	17	2	1	3	1	0	16	1.1	1.1	0.1	18	15
Career	17	0	96	5.6	5	16	31.3%	2	9	22.2%	4	5	80.0%	6	12	18	2	1	3	1	0	16	0.9	1.1	0.1	37	30

Season & Career Bests	2022-23	Game	Career	Game	Stat Facts
Points	6	vs. Kentucky (12/4/2022)	6	vs. Kentucky (12/4/2022)	Games 17
Rebounds	4	Maryland (1/1/2023)	4	Maryland (1/1/2023)	Starts 0
Assists	-	-	-	-	5+ Points 1
Steals	-	-	-	-	10+ Points 0
Blocks	1	at Michigan State (1/7/2023)	1	at Michigan State (1/7/2023)	5+ Rebounds 0
Field Goals	2	vs. Kentucky (12/4/2022)	2	vs. Kentucky (12/4/2022)	10+ Rebounds 0
Field Goal Attempts	4	Purdue (1/26/2023)	4	Purdue (1/26/2023)	3+ Assists 0
3-Point Field Goals	2	vs. Kentucky (12/4/2022)	2	vs. Kentucky (12/4/2022)	3+ Blocks 0
3-Point Field Goal Attempts	2 (2x)	last: Purdue (1/26/2023)	2 (2x)	last: Purdue (1/26/2023)	3+ Steals 0
Free Throws	3	vs. Pitt (11/16/2022)	3	vs. Pitt (11/16/2022)	Double-Doubles 0
Free Throw Attempts	4	vs. Pitt (11/16/2022)	4	vs. Pitt (11/16/2022)	
Minutes	13	at Michigan State (1/7/2023)	13	at Michigan State (1/7/2023)	

Who is Isaiah Barnes ...

- Strong work ethic at practice and dedication to improving all areas of his game
- Known for handling the ball on the perimeter, playing downhill, attacking the basket
- A high-flyer for the Wolverines with an array of dunks
- Versatile shooter with developing range
- Brother, Daniel, played at Eastern Michigan (2009) before transferring to Illinois-Chicago (2011-12-13)

Michigan Career

- Helped U-M reach to the NCAA Sweet 16 (2022)
 - Fifth straight trip for the Wolverines
- Helped U-M earn selection to NIT (2023)

Second Season (2022-23)

- Played in 15 games; all off the bench
- Averaging 1.1 points
 - Scored a career-best six points vs. Kentucky (Dec. 4; London Showcase)
 - Reached career-best after making his first two career three-pointers
- Averaging 1.1 rebounds
 - Grabbed a career-best four rebounds against Maryland (Jan. 1)
- Made his first career free throws vs. Pittsburgh (Nov. 16; Legends Classic)
 - Finished the game going 3-for-4, both career-bests
- Averaging 6.1 minutes per game
 - Played in a career-best 13 minutes at Michigan State (Jan. 7)

First Season (2021-22)

- Applied & granted redshirt for freshman seasons
- Played two games in 2021-22; applied with NCAA for year back



Wolverine: Player Bios

#13 **jett** HOWARD

- » Freshman | Guard | 6-8 | 215
- » Miami, Florida | IMG Academy
- » College of Literature, Science & Arts | Undecided
- » Born on Sept. 14, 2003 in Chicago, Illinois
- » Twitter: @JettHoward5
- » Instagram: @jetthoward

Statistics	G	S	MIN	Avg	FG	FGA	FG%	3FG	3FGA	3FG%	FT	FTA	FT%	OFF	DEF	REB	FL	AST	TO	BLK	STL	PTS	PPG	RPG	APG	W	L
2022-23	29	29	922	31.8	137	331	41.4%	78	212	36.8%	60	75	80.0%	8	74	82	64	59	37	19	12	412	14.2	2.8	2.0	18	15
Career	29	29	922	31.8	137	331	41.4%	78	212	36.8%	60	75	80.0%	8	74	82	64	59	37	19	12	412	14.2	2.8	2.0	18	15

Season & Career Bests	2022-23	Game	Career	Game	Stat Facts
Points	34	at Iowa (1/12/2023)	34	at Iowa (1/12/2023)	Games 29
Rebounds	7	Penn State (1/4/2023)	7	Penn State (1/4/2023)	Starts 29
Assists	7	Northwestern (1/15/2023)	7	Northwestern (1/15/2023)	10+ Points 23
Steals	2	vs. North Carolina (12/21/2022)	2	vs. North Carolina (12/21/2022)	20+ Points 4
Blocks	4	Ohio (11/20/2022)	4	Ohio (11/20/2022)	30+ Points 1
Field Goals	12	at Iowa (1/12/2023)	11	at Iowa (1/12/2023)	5+ Rebounds 4
Field Goal Attempts	22	at Iowa (1/12/2023)	22	at Iowa (1/12/2023)	3+ 3FGs 13
3-Point Field Goals	7	at Iowa (1/12/2023)	7	at Iowa (1/12/2023)	5+ 3FGs 4
3-Point Field Goal Attempts	14	Nebraska (2/8/2023)	14	Nebraska (2/8/2023)	5+ Assists 3
Free Throws	4 (6x)	last: Northwestern (1/15/2023)	4 (6x)	last: Northwestern (1/15/2023)	3+ Blocks 2
Free Throw Attempts	7	at Minnesota (12/8/2022)	7	at Minnesota (12/8/2022)	3+ Steals 0
Minutes	44	at Illinois (3/2/2023)	44	at Illinois (3/2/2023)	Double-Doubles 0

Who is Jett Howard ...

- Unique combination of size, shooting and downhill scoring
- Versatility allows him to play all three perimeter positions
- Sharpshooter, who is known for making plays for others and a strong floor facilitator
- Brings strong defensive mindset
- Confident player, who relishes big games and big moments

Michigan Career

- Helped U-M earn selection to NIT (2023)
- All-Big Ten, third team (media, 2023), honorable mention (coaches, 2023)
- Big Ten All-Freshman Team
- Big Ten Freshman of the Week (Nov. 14)
- Finalist (top 25), Kyle Macy National Freshman of the Year (*collegeinsider.com*)

First Season (2022-23)

- Started 29 games
 - Missed four games due to injuries (left & right ankle)
- Second on U-M averaging 14.2 points per game
 - Posted 23 games in double figures
 - Has 14 games with 15-plus points
 - Has four games of 20-plus points and one of 30-plus
 - Scored a career-best 34 points at Iowa in OT (Jan. 12)
 - Set career-bests with 12 FGs and seven 3FGs
- Leads U-M with 78 three-pointers (2.7 per game)
 - Has the third most in the Big Ten
 - Has at least two three-pointers in 24 of 29 games
 - Has 13 games with three-plus three-pointers; four of five-plus
 - Made a career-best seven three-pointers at Iowa
 - Nearly doubled the three-pointers than next Wolverine (Kobe Bufkin, 40)
- Third on U-M with 59 assists (2.0 apg)
 - Has seven games with three-plus assists; three with five-plus
 - Had a career-best seven assists against Northwestern (Jan. 15)
- Fourth on U-M with 19 blocks
 - Had a career-best four against Ohio (Nov. 20)
- Averaging 31.8 minutes per game
 - Has 19 games with 30-plus minutes
 - Played a career-best 44 minutes in 2OT at Illinois (March 2)

Freshman Notables

- In collegiate debut against Purdue Fort Wayne (Nov. 7); scored 21 points, with five three-pointers to become the first freshman to score 20-plus points in their debut since Jamal Crawford (21, Oakland, Nov. 19, 1999).
- In the conference road game at Iowa (Jan. 12); scored a career-best 34 points with a career-best 12-for-22 field goal line and career-best seven three-pointers (7-for-13). In the first half alone, Howard tied his career-best with 21. With 13 more in the second half, his 34 point effort helped him become:
 - First freshman to eclipse 30-plus points in eight years
 - Aubrey Dawkins: 31 against Rutgers (March 7, 2015)
 - First Wolverine to record the most points in a game in 17 years
 - Daniel Horton: 34 against Indiana (March 4, 2006)
 - Recorded the highest freshman total in 31 years
 - Jalen Rose: 34 at Iowa (January 9, 1992).

Prep Highlights

- Class of 2022 (Top 100): No. 39 (247 Sports), No. 41 (ESPN), No. 42 (Rivals)
- Florida Association of Basketball Coaches (FABC) Class 4A All-State, 3rd team (2020)
- All-Broward County, second team (2019, '20)
- Broward County Fab Five -- The Next Five (2019)
- University School's Freshman of the Year (2019)
- Played two seasons at University School (Miami Fla.) before transferring to IMG Academy (Bradenton, Fla.) for his final two seasons
- As a senior (2021-22), averaged 13.5 points, 2.6 rebounds, and 2.0 assists and semifinals of the GEICO Nationals; as a junior (2020-21), averaged 9.8 points and 2.0 assists and semifinals of the GEICO Nationals
- As a sophomore (2019-20), averaged 15.6 points, 2.8 rebounds and 3.7 assists and FHSSA Class 4A regional semifinal; as a freshman (2018-19), averaged 7.0 points, 1.7 rebounds and 2.0 assists, helping the Sharks to a 27-5 record and FHSSA Class 5A State championship



Wolverine: Player Bios



#15 **joey** BAKER

» Graduate Student | Guard | 6-7 | 205
 » Fayetteville, N.C. | Trinity Christian | Duke
 » U-M's School of Social Work | Masters in Social Work
 » Born on September 13, 2000 in Fayetteville, North Carolina
 » Twitter: @joey_bvker
 » Instagram: @joeywbaker

Statistics	G	S	MIN	Avg	FG	FGA	FG%	3FG	3FGA	3FG%	FT	FTA	FT%	OFF	DEF	REB	FL	AST	TO	BLK	STL	PTS	PPG	RPG	APG	W	L
2018-19*	4	0	18	4.5	1	4	.250	1	2	.500	0	0	.000	2	2	4	5	0	2	1	0	3	0.8	1.0	0.0	32	6
2019-20*	27	3	338	12.5	50	122	.410	28	71	.394	11	12	.917	2	22	24	47	21	15	6	14	139	5.1	0.9	0.8	25	6
2020-21*	23	1	264	11.5	22	71	.310	16	51	.314	6	8	.750	6	21	27	24	9	18	6	8	66	2.9	1.2	0.4	13	11
2021-22*	34	0	409	12.0	51	118	.432	30	74	.405	21	27	.778	9	31	40	41	14	18	1	13	153	4.5	1.2	0.4	32	7
2022-23	33	4	528	16.0	61	153	.399	43	107	.402	19	30	.633	5	69	74	55	15	15	8	11	184	5.6	2.2	0.5	18	15
Career	121	8	1557	12.9	185	468	.395	118	305	.387	57	77	.740	24	145	169	172	59	68	22	46	545	4.5	1.4	0.5	120	45

* played at Duke

Season & Career Bests	2022-23	Game	Career	Game	Stat Facts
Points	21	Toledo (3/14/2023)	22	Wofford (12/19/2019)	Games 121
Rebounds	5 (4x)	last: at Michigan State (1/7/2023)	5 (4x)	last: at Michigan State (1/7/2023)	Starts 8
Assists	3	at Rutgers (2/23/2023)	3 (4x)	last: at Rutgers (2/23/2023)	5+ Points 49
Steals	2 (4x)	last: at Rutgers (2/23/2023)	4	Michigan State (12/1/2020)	10+ Points 18
Blocks	2	at Minnesota (12/8/2022)	3	at Virginia Tech (1/12/2021)	20+ Points 2
Field Goals	8	Toledo (3/14/2023)	8	Toledo (3/14/2023)	3+ 3FGs 18
Field Goal Attempts	11 (2x)	last: Toledo (3/14/2023)	11 (3x)	last: Toledo (3/14/2023)	3+ Rebounds 22
3-Point Field Goals	5	Toledo (3/14/2023)	5 (2x)	last: Toledo (3/14/2023)	5+ Rebounds 4
3-Point Field Goal Attempts	9	at Rutgers (2/23/2023)	9	at Rutgers (2/23/2023)	3+ Assists 4
Free Throws	4	Maryland (1/1/2023)	7	The Citadel (11/22/2021)	3+ Steals 2
Free Throw Attempts	6	Maryland (1/1/2023)	7	The Citadel (11/22/2021)	3+ Blocks 1
Minutes	36	Wisconsin (2/26/2023)	36	Wisconsin (2/26/2023)	Double-Doubles 0

Who is Joey Baker ...

- Veteran presence who brings leadership and experience
- Provides depth at the 2, 3 or 4 positions; could become U-M's Sixth Man
- Brings a strong shooting presence with ability to create his own shot
- Excellent passer, high basketball IQ with ability to breakdown opponent's offense
- Graduate transfer from Duke, where he played four years

Career Statistics

- Played in 121 career games
 - 100th career games against Central Michigan (Dec. 29, 2022)
 - Has seven career starts (4 at Duke; 3 at Michigan)
- 545 points: Michigan (184; 5.6 ppg) Duke (361; 4.1 ppg)
- 165 rebounds: Michigan (70; 2.2 rpg) Duke (95; 1.1 rpg)
- 59 assists: Michigan (15) Duke (44)
- 118 three-pointers: Michigan (43) Duke (75)

Duke Career (2019-20-21-22)

- Played four seasons (88 games) at Duke under legendary coach Mike Krzyzewski
- Compiled a 102-24 career record, with a 54-22 ACC record
- Reached the No. 1 national ranking in three of his four seasons
- ACC regular season champions (2022); ACC runner-up (2020)
- ACC Tournament champions (2019); lost in title game (2022)
- Helped Duke to two NCAA Tournament appearances (2019 & 2022)
 - 2020 NCAA postseason canceled due to covid-19
 - NCAA Elite Eight (2019); lost to Michigan State (68-67)
 - NCAA Final Four (2022); lost in national semifinal to North Carolina (81-77)
- Had 361 points (4.1 ppg), 95 rebounds (1.1 rpg), 44 assists
- Had 75 three-point field goals (37.9 percent; 75-for-198)

Michigan Career

- Helped U-M earn selection to NIT (2023)
- Big Ten Sportsmanship honoree (U-M, 2023)

Graduate Student (2022-23 | Michigan)

- Taking advantage of the NCAA's one-time eligibility rule in response covid-19
- Played in all 33 games, primarily off the bench
 - Considered one of two U-M "Sixth Men" (Tarris Reed, Jr.)
 - Started four games; replaced Jett Howard, who was out with injuries
- Averaging 5.6 points
 - Posted 17 games with five-plus points; with six 10-plus and one of 20-plus
 - Scored a season-best 21 points against Toledo (March 14; NIT first round)
 - Set career-best for field goals made (8) & tied for attempts (11)
 - Tied career-best for three-pointers (5)
- Leads U-M shooting 40.2% on three-pointers (43-for-107)
 - Tied for second (Kobe Bufkin) on U-M with 43 long range baskets
- Nearly 70% of offense is from long range attempts (107-for-153)



Wolverine: Player Bios



#23 gregg GLENN III

- » Freshman | Forward | 6-7 | 230
- » Pompano Beach, Florida | Calvary Christian Academy
- » College of Literature, Science & Arts | Undecided
- » Born on April 16, 2003 in Pompano Beach, Florida
- » Twitter: @GreggGlenn2
- » Instagram: @greggglennn

Statistics	G	S	MIN	Avg	FG	FGA	FG%	3FG	3FGA	3FG%	FT	FTA	FT%	OFF	DEF	REB	FL	AST	TO	BLK	STL	PTS	PPG	RPG	APG	W	L
2022-23	4	0	11	2.8	2	5	40.0%	0	0	0.0%	2	4	50.0%	2	4	6	3	2	0	0	3	6	1.5	1.5	0.5	18	15
Career	4	0	11	2.8	2	5	40.0%	0	0	0.0%	2	4	50.0%	2	4	6	3	2	0	0	3	6	1.5	1.5	0.5	18	15

Season & Career Bests	2022-23	Game	Career	Game	Stat Facts
Points	2 (3x)	last: Maryland (1/1/2023)	2 (3x)	last: Maryland (1/1/2023)	Games 4
Rebounds	2 (2x)	last: vs. Arizona State (11/16/2022)	2 (2x)	last: vs. Arizona State (11/16/2022)	Starts 0
Assists	1 (2x)	last: vs. Arizona State (11/16/2022)	1 (2x)	last: vs. Arizona State (11/16/2022)	10+ Points 0
Blocks	-	-	-	-	20+ Points 0
Steals	1	vs. Arizona State (11/16/2022)	1	vs. Arizona State (11/16/2022)	5+ Rebounds 0
Field Goals	2	at Minnesota (12/8/2022)	2	at Minnesota (12/8/2022)	10+ Rebounds 0
Field Goal Attempts	2	vs. Arizona State (11/16/2022)	2	vs. Arizona State (11/16/2022)	3+ Assists 0
3-Point Field Goals	-	-	-	-	3+ Blocks 0
3-Point Field Goal Attempts	-	-	-	-	3+ Steals 0
Free Throws	2	Maryland (1/1/2023)	2	Maryland (1/1/2023)	Double-Doubles 0
Free Throw Attempts	2 (2x)	last: Maryland (1/1/2023)	2 (2x)	last: Maryland (1/1/2023)	
Minutes	4	vs. Arizona State (11/16/2022)	4	vs. Arizona State (11/16/2022)	

Who is Greg Glenn III ...

- Known for his versatility, athleticism and scoring ability inside and on perimeter
- Create shots for teammates in both half-court and transition settings
- Attacks the glass and coming up with offensive put backs
- Quick hands makes him a defensive threat

Michigan Career

- Helped U-M earn selection to NIT (2023)

First Season (2022-23)


- Played in four games; all off the bench
 - Final minute against Purdue Fort Wayne (Nov. 7)
 - Posted two points (1-for-1 FGs), two rebounds
 - Final four minutes vs. Arizona State (Nov. 16)
 - Posted two points (1-for-2 FGs), two rebounds, an assist and a steal
 - Final three minutes at Minnesota (Dec. 8)
 - Posted two steals and a rebound
- Final three minutes against Maryland (Jan. 1)
 - Posted two points (2-for-2 FTs) and one rebound

Prep Career

- Class of 2022: No. 90 (Rivals), No. 116 (247 Sports)
- FABC Class 4A All-State (2022; second team)
- FABC Class 3A All-State (2020, '21; third team)
- Sun Sentinel All-Broward County Player of the Year (2022)
 - All-County first team (2021, '22 and third team (2019)
- Miami Herald All-Broward County Player of the Year (2022)
 - All-County first team (2021, '22) and third team (2019)
- Four-year varsity letterwinner at Calvary Christian Academy (Fort Lauderdale, Fla.)
 - Played in 99 career games for head coach Cilk McSweeney
 - Closed with 1,303 points (13.2), 652 rebounds (6.6) and 254 assists (2.6)
 - Helped Eagles to FHSAA Class 3A State title (2021) and Class 4A title (2022)
 - As a senior (2021-22), averaged 10.5 points, 6.0 rebounds and 3.1 assists



Wolverine: Player Bios



#24 **youssef** KHAYAT

- » Freshman | Forward | 6-9 | 195
- » Beirut, Lebanon | Limoges CSP (France)
- » College of Literature, Science & Arts | Undecided
- » Born on March 11, 2003 in Beirut, Lebanon
- » Twitter: @youssefkhayat24
- » Instagram: @youssefkhayat

Statistics	G	S	MIN	Avg	FG	FGA	FG%	3FG	3FGA	3FG%	FT	FTA	FT%	OFF	DEF	REB	FL	AST	TO	BLK	STL	PTS	PPG	RPG	APG	W	L
2022-23	8	0	42	5.3	3	10	30.0%	3	7	42.9%	0	0	0.0%	2	1	3	7	1	2	0	0	9	1.1	0.4	0.1	18	15
Career	8	0	42	5.3	3	10	30.0%	3	7	42.9%	0	0	0.0%	2	1	3	7	1	2	0	0	9	1.1	0.4	0.1	18	15

Season & Career Bests	2022-23	Game	Career	Game	Stat Facts
Points	6	at Minnesota (12/8/2022)	6	at Minnesota (12/8/2022)	Games 8
Rebounds	2	Lipscomb (12/17/2022)	2	Lipscomb (12/17/2022)	Starts 0
Assists	1	Maryland (1/1/2023)	1	Maryland (1/1/2023)	10+ Points 0
Blocks	-	-	-	-	20+ Points 0
Steals	-	-	-	-	5+ Rebounds 0
Field Goals	2	at Minnesota (12/8/2022)	2	at Minnesota (12/8/2022)	10+ Rebounds 0
Field Goal Attempts	3 (2x)	last: Lipscomb (12/17/2022)	3 (2x)	last: Lipscomb (12/17/2022)	3+ Assists 0
3-Point Field Goals	2	at Minnesota (12/8/2022)	2	at Minnesota (12/8/2022)	3+ Blocks 0
3-Point Field Goal Attempts	3	at Minnesota (12/8/2022)	3	at Minnesota (12/8/2022)	3+ Steals 0
Free Throws	-	-	-	-	Double-Doubles 0
Free Throw Attempts	-	-	-	-	
Minutes	9	at Minnesota (12/8/2022)	9	at Minnesota (12/8/2022)	

Pronunciations: you-seff | k'high-yacht

Who is Youssef Khayat ...

- At age 15 left Lebanon, with mother, for France to start playing career with Limoges
- Athletic forward with explosive and quick first step and vertical jump
- Scores majority of points by running hard and cutting to the basket
- Strong motor, constant motion off the ball
- Makes opponents pay for mistakes, with good defensive instincts
- Working on body conditioning and strength as well as overall shooting

Michigan Career

- Helped U-M earn selection to NIT (2023)

First Season (2022-23)

- Played in eight games; all off the bench
 - Played four minutes vs. Pittsburgh (Nov. 16; Legends Classic)
 - Played four minutes vs. Arizona State (Nov. 17; Legends Classic)
 - Posted three points on first career three-pointer
 - Played six minutes against Jackson State (Nov. 23)
 - Played career-best nine minutes at Minnesota (Dec. 8)
 - Scored a career-best six points after make career-best two three-pointers
 - Grabbed first career rebound
 - Played five minutes against Lipscomb (Dec. 17)
 - Grabbed a career-best two rebounds (both offensive)
 - Played four minutes against Maryland (Jan. 1)
 - Played four minutes at Northwestern (Feb. 2)
 - Played five minutes against Toledo (March 14; NIT first round)

Limoges CSP (Club Team)

- Played with Limoges CSP (France-ProA U21) and Limoges CSP (Betclitc Elite ProA)
- 2018-19: 11 games; averaged 8.8 points, 4.1 rebounds and 2.1 assists
- 2019-20: 9 games; averaged 7.6 points, 2.0 rebounds and 1.1 assists
- 2020-21: 21 games; averaged 8.2 points, 6.0 rebounds and 1.2 assists
- 2021-22: 32 games; averaged 16.8 points, 7.7 rebounds and 1.8 assists
- Career-high: 33 points vs. Strasbourg (Jan. 15, 2022) and 16 rebounds vs. Paris Basketball (May 10, 2022)

Lebanon National Team (Senior)

- 2023 FIBA World Cup
 - Lebanon stands 3-1 in Asian qualifiers
 - Averaging 7.3 points and 1.8 rebounds in 12.6 minutes off the bench
 - Shooting 66.7 percent from field (12-for-18) -- 10-for-13 2FGs and 2-for-5 3FGs
- 2022 Asia Cup (July 12-24, 2022)
 - Helped Lebanon (5-1) reach championship game (vs. Australia) and silver medal
 - Played in six games; averaged 5.3 points, 2.0 rebounds, 1.2 steals and 14.5 minute

Lebanon National Team (Youth)

- Appeared in 22 games; averaging 10.1 points, 6.7 rebounds, 1.5 assists



Wolverine: Player Bios

CAPTAIN

#25 **Jace** HOWARD

- » Sophomore | Guard | 6-7 | 220
- » Miami, Florida | University School
- » College of Literature, Science & Arts | General Studies
- » Born on September 19, 2001 in Chicago, Illinois
- » Twitter: @JaceHoward_
- » Instagram: @jacehoward

Statistics	G	S	MIN	Avg	FG	FGA	FG%	3FG	3FGA	3FG%	FT	FTA	FT%	OFF	DEF	REB	FL	AST	TO	BLK	STL	PTS	PPG	RPG	APG	W	L
2020-21	11	0	32	2.9	3	7	42.9%	1	2	50.0%	5	10	50.0%	0	4	4	5	0	3	0	0	12	1.1	0.4	0.0	23	5
2021-22	14	0	63	4.5	6	14	42.9%	1	7	14.3%	3	4	75.0%	4	3	7	15	3	4	2	2	16	1.1	0.5	0.2	19	15
2022-23	29	0	217	7.5	12	31	38.7%	7	16	43.8%	6	13	46.2%	7	18	25	27	4	7	2	1	37	1.3	0.9	0.1	18	15
Career	54	0	312	5.8	21	52	40.4%	6	25	24.0%	14	27	51.9%	11	25	36	47	7	14	4	3	65	1.2	0.7	0.1	60	35

Season & Career Bests	2022-23	Game	Career	Game	Stat Facts
Points	6	at Penn State (1/29/2023)	6	at Penn State (1/29/2023)	Games 54
Rebounds	3 (2x)	last: at Penn State (1/29/2023)	3 (2x)	last: at Penn State (1/29/2023)	Starts 0
Assists	1 (3x)	last: at Penn State (1/29/2023)	1 (6x)	last: at Penn State (1/29/2023)	5+ Points 2
Steals	1	at Penn State (1/29/2023)	1 (3x)	last: at Penn State (1/29/2023)	10+ Points 0
Blocks	1	Toledo (3/14/2023)	1 (3x)	last: Toledo (3/14/2023)	5+ Rebounds 0
Field Goals	2	at Penn State (1/29/2023)	2 (2x)	last: at Penn State (1/29/2023)	10+ Rebounds 0
Field Goal Attempts	4	at Penn State (1/29/2023)	4	at Penn State (1/29/2023)	3+ Assists 0
3-Point Field Goals	1 (7x)	last: at Rutgers (2/23/2023)	1 (8x)	last: at Rutgers (2/23/2023)	3+ Blocks 0
3-Point Field Goal Attempts	3	at Penn State (1/29/2023)	3 (2x)	at Penn State (1/29/2023)	3+ Steals 0
Free Throws	2	Toledo (3/14/2023)	2 (3x)	last: Toledo (3/14/2023)	Double-Doubles 0
Free Throw Attempts	3	at Northwestern (2/2/2023)	4	Illinois (3/2/21)	
Minutes	18	at Penn State (1/29/2023)	18	at Penn State (1/29/2023)	

Who is Jace Howard ...

- Strong and high-energy player and strong defensive skill set
- Evolving shooting abilities in his mid-range game
- One of Wolverines outspoken leaders and energy providers
- Son of U-M head coach Juwan Howard and older brother of teammate Jett
- Strong basketball IQ; grew up around the game

Michigan Career

- One of three U-M captains (2022-23; Hunter Dickinson and Terrance Williams II)
- 2x, Academic All-Big Ten Team (2022, '23)
- Helped U-M to the Big Ten regular season title (2021); first title since 2014
- Helped U-M to two NCAA Tournament appearances (2021, '22)
 - Helped U-M advance to three NCAA Sweet 16s (2021, '22)
 - Helped U-M advance to the NCAA Elite Eight (2021)
- Helped U-M earn selection to NIT (2023)

Michigan Career Note

- Electing to take advantage of the NCAA's one-time additional eligibility rule in response to Covid-19
- Will have two years of eligibility remaining following the 2022-23 season

Third Season (2022-23)

- Played in 29 games; off the bench
 - Missed two games due to concussion protocols (injured in practice)
- Averaging 1.3 points
 - Seven of 12 field goals have been three-pointers
 - Scored a career-best six points at Penn State (Jan. 29)
- Averaging 1.0 rebounds
 - Had a career-best three rebounds, two times
 - vs. Eastern Michigan (Nov. 11) and at Penn State
- Averaging 7.5 minutes per game
 - Has eight games of 10-plus minutes
 - Played a career-best 18 minutes at Penn State



Wolverine: Player Bios



#32 **tarris** REED, JR.

- » Freshman | Forward | 6-10 | 260
- » St. Louis, Missouri | Link Year Prep Academy
- » College of Literature, Science & Arts | Undecided
- » Born on August 5, 2003 in Louis, Missouri
- » Twitter: @TarrisReedJr
- » Instagram: @thetarrisreed

Statistics	G	S	MIN	Avg	FG	FGA	FG%	3FG	3FGA	3FG%	FT	FTA	FT%	OFF	DEF	REB	FL	AST	TO	BLK	STL	PTS	PPG	RPG	APG	W	L
2022-23	33	0	412	12.5	44	84	52.4%	0	0	0.0%	23	59	39.0%	48	78	126	60	3	33	30	17	11	0.3	3.8	0.1	18	15
Career	33	0	412	12.5	44	84	52.4%	0	0	0.0%	23	59	39.0%	48	78	126	60	3	33	30	17	11	0.3	3.8	0.1	18	15

Season & Career Bests	2022-23	Game	Career	Game	Stat Facts
Points	8	Indiana (2/11/2023)	8	Indiana (2/11/2023)	Games 33
Rebounds	10	Michigan State (2/18/2023)	10	Michigan State (2/18/2023)	Starts 0
Assists	1 (3x)	last: Minnesota (1/22/2023)	1 (3x)	last: Minnesota (1/22/2023)	5+ Points 9
Steals	2	Michigan State (2/18/2023)	2	Michigan State (2/18/2023)	10+ Points 0
Blocks	3 (3x)	last: Michigan State (2/18/2023)	3 (3x)	last: Michigan State (2/18/2023)	5+ Rebounds 10
Field Goals	3 (4x)	last: Michigan State (2/18/2023)	3 (4x)	last: Michigan State (2/18/2023)	10+ Rebounds 1
Field Goal Attempts	6 (2x)	last: vs. North Carolina (12/21/2022)	6 (2x)	last: vs. North Carolina (12/21/2022)	3+ Assists 0
3-Point Field Goals	-	-	-	-	3+ Blocks 3
3-Point Field Goal Attempts	-	-	-	-	3+ Steals 0
Free Throws	3 (2x)	last: at Illinois (3/2/2023)	3 (2x)	last: at Illinois (3/2/2023)	Double-Doubles 0
Free Throw Attempts	6	vs. Arizona State (11/16/2022)	6	vs. Arizona State (11/16/2022)	
Minutes	26	at Illinois (3/2/2023)	26	at Illinois (3/2/2023)	

Who is Tarris Reed Jr. ...

- Physical down low and has great athleticism
- Strong rebounder, who can get out in transition
- Ability to put the ball on the floor and finish through double teams
- Can rotate between the four or five positions
- Plays the baritone saxophone in his free time
- Ran for club track teams growing up

Michigan Career

- Helped U-M earn selection to NIT (2023)

First Season (2022-23)

- Played in all 33 games; all off the bench
 - Considered one of two U-M "Sixth Men" (Joey Baker)
- Averaging 3.4 points
 - Posted nine games with 5-plus points
 - Scored a career-best eight points, two times
 - vs. Indiana (Feb. 11) and Michigan State (Feb. 18)
- Averaging 3.8 rebounds
 - Posted 10 games of five-plus rebounds, with one 10-plus
 - Rebounding breakdown (47 offensive; 76 defensive)
 - Had a career-best 10 rebounds vs. Michigan State
- Shooting 52.4% from the field (44-for-84)
- Second on U-M with 30 blocks
 - Had a career-best three blocks, three times
 - vs. North Carolina (Dec. 21), Nebraska (Feb. 8) & Michigan State
- Averaging 12.5 minutes per game
 - Posted 23 games with 10-plus minutes
 - Played in a career-best 26 minutes at Illinois (March 2)

Prep Career

- Class of 2022 (Top 100): No. 29 (Rivals), No. 31 (ESPN), No. 33 (247 Sports)
- Missouri Basketball Coaches Association (MBCA) Class 6 Player of the Year (2021)
- MBCA Class 6 All-State (2021), Class 5 All-State (2020)
- MBCA Class 6 All-District (2021), Class 5 All-District (2020)
- Metro Catholic Player of the Year (2021) and 2x, first team (2020, '21)
- St. Louis Post Dispatch All-Metro Player of Year (2021) and 2x, first team (2020, '21)
- Played his first three seasons at Chaminade College Prep (St. Louis, Mo.) : 73 games with 1,002 points (13.7 ppg), 604 rebounds (8.3 rpg), 115 blocks (1.6 bpg)
- Transferred to Link Year Academy (Branson, Mo.) for his final prep season
 - As a senior averaged 9.3 points, 9.2 rebounds and 1.8 blocks
 - Helped Lions to 34-2 record and runner-up finish at the GEICO Nationals



Wolverine: Player Bios



#34 jackson SELVALA

- » Senior | Forward | 6-7 | 215
- » New Canaan, Connecticut | Deerfield Academy
- » College of Literature, Science & Arts | Political Science
- » Born on August 27, 1999 in New York, N.Y.
- » Twitter: @J_Selvala
- » Instagram: @jselvala

Statistics	G	S	MIN	Avg	FG	FGA	FG%	3FG	3FGA	3FG%	FT	FTA	FT%	OFF	DEF	REB	FL	AST	TO	BLK	STL	PTS	PPG	RPG	APG	W	L
2022-23	4	0	7	1.8	0	1	0.0%	0	0	0.0%	0	0	0.0%	0	1	1	0	0	2	0	0	0	0.0	0.3	0.0	18	15
Career	4	0	7	1.8	0	1	0.0%	0	0	0.0%	0	0	0.0%	0	1	1	0	0	2	0	0	0	0.0	0.3	0.0	18	15

Season & Career Bests	2022-23	Game	Career	Game	Stat Facts
Points	-	-	-	-	Games 4
Rebounds	1	Purdue Fort Wayne (11/7/2022)	1	Purdue Fort Wayne (11/7/2022)	Starts 0
Assists	-	-	-	-	10+ Points 0
Steals	-	-	-	-	20+ Points 0
Blocks	-	-	-	-	5+ Rebounds 0
Field Goals	-	-	-	-	10+ Rebounds 0
Field Goal Attempts	1	Maryland (1/1/2023)	1	Maryland (1/1/2023)	3+ Assists 0
3-Point Field Goals	-	-	-	-	3+ Blocks 0
3-Point Field Goal Attempts	-	-	-	-	3+ Steals 0
Free Throws	-	-	-	-	Double-Doubles 0
Free Throw Attempts	-	-	-	-	
Minutes	3	Maryland (1/1/2023)	3	Maryland (1/1/2023)	

Who is Jackson Selvala ...

- Former team manager elevated to walk-on for senior year
- Long, fluid shooter who handles the ball well
- Tough cover in pick and pop situations
- Good passer who moves well and sees the floor
- Solid defender and rebounder
- Roommates with team managers Andrew Wolfe, Alex Assad, Zach Corsun

Michigan Career

- Helped U-M earn selection to NIT (2023)
- Academic All-Big Ten (2023)
- Team manager turned into a valuable member of scout team
- Member of manager basketball team which traveled to Final Four to play in national manager tournament

First Season (2022-23)

- Played in four games; all off the bench
 - Final minute against Purdue Fort Wayne (Nov. 7); grabbed one rebound
 - Final two minutes at Minnesota (Dec. 8); did not record a stat
 - Final three minutes against Maryland (Jan. 1); attempted one shot
 - Final minute against Nebraska (Feb. 8); did not record a stat



Wolverine: Player Bios



#42 will TSCHETTER

- » Redshirt-Freshman | Forward | 6-8 | 240
- » Stewartville, Minnesota | Stewartville High School
- » College of Literature, Science & Arts | Earth & Environmental Science
- » Born on January 31, 2003 in Rochester, Minnesota
- » Twitter: @TschetterWill42
- » Instagram: @tschetterwill

Statistics	G	S	MIN	Avg	FG	FGA	FG%	3FG	3FGA	3FG%	FT	FTA	FT%	OFF	DEF	REB	FL	AST	TO	BLK	STL	PTS	PPG	RPG	APG	W	L
2021-22	0	0	0	0.0	0	0	0.0%	0	0	0.0%	0	0	0.0%	0	0	0	0	0	0	0	0	0	0.0	0.0	0.0	19	15
2022-23	26	8	279	10.7	24	49	49.0%	5	20	25.0%	10	17	58.8%	14	22	36	42	10	17	4	0	63	2.4	1.4	0.4	18	15
Career	26	8	279	10.7	24	49	49.0%	5	20	25.0%	10	17	58.8%	14	22	36	42	10	17	4	0	63	2.4	1.4	0.4	37	30

Season & Career Bests	2022-23	Game	Career	Game	Stat Facts
Points	7	at Iowa (1/12/2023)	7	at Iowa (1/12/2023)	Games 26
Rebounds	5	at Wisconsin (2/14/2023)	5	at Wisconsin (2/14/2023)	Starts 8
Assists	3	Toledo (3/14/2023)	3	Toledo (3/14/2023)	5+ Points 4
Steals	-	-	-	-	10+ Points 0
Blocks	2	Central Michigan (12/29/2022)	2	Central Michigan (12/29/2022)	3+ Rebounds 3
Field Goal Attempts	3	at Iowa (1/12/2023)	3	at Iowa (1/12/2023)	5+ Rebounds 1
Field Goal Attempts	6 (2x)	last: Toledo (3/14/2023)	6 (2x)	last: Toledo (3/14/2023)	3+ Assists 1
3-Point Field Goals	1 (5x)	last: Toledo (3/14/2023)	1 (5x)	last: Toledo (3/14/2023)	3+ Blocks 0
3-Point Field Goal Attempts	3	at Minnesota (12/8/2022)	3	at Minnesota (12/8/2022)	3+ Steals 0
Free Throws	3	Ohio (11/20/2022)	3	Ohio (11/20/2022)	Double-Doubles 0
Free Throw Attempts	4	Ohio (11/20/2022)	4	Ohio (11/20/2022)	
Minutes	26	at Wisconsin (2/14/2023)	26	at Wisconsin (2/14/2023)	

Pronunciation: "cheddar"

Who is Will Tschetter ...

- Versatile scorer, with developing down low post moves
- Shooting range gives him the ability to stretch the floor
- Energetic player, with constant motor
- Known for locker room and bench presence; natural leader
- Reshirted his freshman year to work over strength and games
- Family owns and runs a dairy farm in Minnesota

Michigan Career

- Helped U-M advance to the 2022 NCAA Sweet 16
 - Fifth consecutive trip for the Wolverines
- Helped U-M earn selection to NIT (2023)
- Academic All-Big Ten (2023)
- College Sports Communicators (CSC) Academic All-District (2023)
 - Fourth Wolverine to earn the honor
 - Zack Novak (2010-11-12), Franz Wagner (2021), Hunter Dickinson (2022)

Second Season (2022-23)

- Played in 26 games; primarily off the bench
- Started eight games late in the season
 - Started first career game at Wisconsin (Feb. 14)
 - Started two games with Terrance Williams II out due to injury (knee bruise)
 - Started next six additional games with Williams II moving to a off the bench role
- Averaging 2.4 points per game
 - Scored a career-best seven points, two times
 - at Iowa (Jan. 12) and Michigan State (Feb. 18)
- Had a career-best five rebounds at Wisconsin
- Had a career-best three assists at Rutgers (Feb. 23)
- Had a career-best two blocks against Central Michigan
- Playing 10.7 minutes per game
 - Posted 16 games with 10-plus minutes, with one 20-plus
 - Played in a career-best 26 minutes at Wisconsin

First Season (2021-22)

- Redshirted the season and worked with Jon Sanderson on his overall strength and conditioning; major part of U-M's scout team



Wolverine: Player Bios



#45 cooper SMITH

- » Sophomore | Guard | 6-1 | 175
- » Saline, Michigan | Hacket Catholic Prep
- » College of Literature, Science & Arts | Education
- » Born on July 12, 1999 in Ann Arbor, Michigan
- » Twitter: @coooooopersmith_
- » Instagram: @coooooopersmith_

Statistics	G	S	MIN	Avg	FG	FGA	FG%	3FG	3FGA	3FG%	FT	FTA	FT%	OFF	DEF	REB	FL	AST	TO	BLK	STL	PTS	PPG	RPG	APG	W	L
2022-23	4	0	8	2.0	0	1	0.0%	0	0	0.0%	0	0	0.0%	0	1	1	1	1	0	0	0	0	0.0	0.3	0.3	18	15
Career	4	0	8	2.0	0	1	0.0%	0	0	0.0%	0	0	0.0%	0	1	1	1	1	0	0	0	0	0.0	0.3	0.3	18	15

Season & Career Bests	2022-23	Game	Career	Game	Stat Facts
Points	-	-	-	-	Games 4
Rebounds	1	Maryland (1/1/2023)	1	Maryland (1/1/2023)	Starts 0
Assists	1	at Penn State (1/29/2023)	1	at Penn State (1/29/2023)	10+ Points 0
Steals	-	-	-	-	20+ Points 0
Blocks	-	-	-	-	5+ Rebounds 0
Field Goals	-	-	-	-	10+ Rebounds 0
Field Goal Attempts	1	Purdue Fort Wayne (11/7/2022)	1	Purdue Fort Wayne (11/7/2022)	3+ Assists 0
3-Point Field Goals	-	-	-	-	3+ Blocks 0
3-Point Field Goal Attempts	-	-	-	-	3+ Steals 0
Free Throws	-	-	-	-	Double-Doubles 0
Free Throw Attempts	-	-	-	-	
Minutes	3	Maryland (1/1/2023)	3	Maryland (1/1/2023)	

Who is Cooper Smith ...

- Returning to basketball following back surgery (2021)
- High basketball IQ, grew up around the game
- Well-rounded guard with ability to pull-up or downhill drive
- Son of U-M's Director of Player Personnel Jay Smith
- Continues to work on overall strength as well as back rehabilitation

Prior to Michigan

- Played for father, Jay Smith, at Kalamazoo College (2018-19)
 - Missed season due to back injury
- Spent two years off from college before enrolling at Michigan in 2021, continues maintenance back rehab

Michigan Career

- Helped U-M earn selection to NIT (2023)
- Academic All-Big Ten (2023)

First Season (2022-23)

- Joined the Wolverines as a walk-on
- Played in four games; all off the bench
 - Final minute against Purdue Fort Wayne (Nov. 7); did not record a stat
 - Final three minutes against Maryland (Jan. 1); grabbed first career rebound
 - Final two minutes at Penn State (Jan. 29); dished first career assist
 - Final minute against Nebraska (Feb. 8); did not record a stat



2022-23 Schedule

Overall	18-15	Big Ten	11-9
Home	13-4	Home	8-2
Road	3-7	Road	3-7
Neutral	2-5	Neutral	0-0

Exhibition					Michigan			Opponent		
Date	Opponent	W/L	Score	Crowd	Scoring	Rebounds	Assists	Scoring	Rebounds	Assists
N4	Ferris State (Exh.)	W	88-75	11,190	J. Howard (30)	J. Llewellyn (6)	D. McDaniel (6)	S. Oraegbu (16)	V. Grazulis (7)	two with (2)

Regular Season					Michigan	Michigan	Michigan	Opponent	Opponent	Opponent
Date	Opponent	W/L	Score	Crowd	Scoring	Rebounds	Assists	Scoring	Rebounds	Assists
N7	PURDUE FORT WAYNE	W	75-56	11,107	H. Dickinson (22)	H. Dickinson (12)	J. Howard (5)	Q. Morton-Robertson (15)	B. Planutis (12)	D. Chong Qui (4)
N11	vs. Eastern Michigan (1)	W	88-83	14,204	H. Dickinson (31)	T. Williams II (11)	D. McDaniel (5)	E. Bates (30)	N. Farrakhan (6)	T. Acuff (4)
N16	vs. Pittsburgh (2)	W	91-60	5,778	J. Howard (17)	two with (7)	D. McDaniel (8)	J. Burton (14)	B. Hinson (6)	N. Cummings (5)
N17	vs. Arizona State (2)	L	87-62	5,677	H. Dickinson (14)	H. Dickinson (5)	K. Bufkin (3)	D. Cambridge, Jr. (20)	W. Washington (8)	F. Collins (5)
N20	OHIO	W	70-66 ot	12,068	H. Dickinson (24)	H. Dickinson (14)	two with (4)	D. Wilson (21)	two with (9)	J. Hunter (5)
N23	JACKSON STATE	W	78-68	10,244	J. Howard (19)	H. Dickinson (12)	two with (4)	G. Watson (19)	T. Young (10)	K. Evans (5)
N29	[3/3] VIRGINIA (3)	L	70-68	12,707^	H. Dickinson (23)	two with (7)	four with (2)	R. Beekman (18)	J. Gardner (11)	R. Beekman (5)
D4	vs. [19/18] Kentucky (4)	L	73-69	8,242	H. Dickinson (23)	H. Dickinson (9)	J. Llewellyn (4)	two with (14)	O. Tshiebwe (14)	S. Wheeler (7)
D8	at Minnesota+	W	90-75	10,004	H. Dickinson (19)	T. Williams II (8)	D. McDaniel (7)	T. Cooper (16)	four with (5)	T. Cooper (5)
D17	LIPSCOMB	W	83-75	12,470	K. Bufkin (22)	D. McDaniel (8)	J. Howard (4)	W. Pruitt (27)	three with (5)	A. Asadullah (6)
D21	vs. North Carolina (5)	L	80-76	19,246	K. Bufkin (22)	T. Williams II (11)	D. McDaniel (5)	A. Bacot (26)	L. Black (10)	R.J. Davis (5)
D29	CENTRAL MICHIGAN	L	63-61	12,707^	K. Bufkin (16)	H. Dickinson (6)	D. McDaniel (4)	J. Zarzuela (19)	M. Harding (9)	J. Zarzuela (5)
J1	[rv/21] MARYLAND+	W	81-46	12,176	H. Dickinson (32)	H. Dickinson (12)	J. Howard (5)	H. Hart (8)	two with (5)	D. Carey (4)
J4	PENN STATE+	W	79-69	12,707^	H. Dickinson (17)	T. Williams II (9)	K. Bufkin (5)	J. Pickett (26)	J. Pickett (9)	J. Pickett (4)
J7	at Michigan State+	L	59-53	14,797	H. Dickinson (18)	H. Dickinson (7)	D. McDaniel (4)	two with (15)	J. Hauser (10)	A.J. Hoggard (6)
J12	at Iowa+	L	93-84 ot	11,498	J. Howard (34)	H. Dickinson (13)	two with (7)	K. Murray (27)	F. Rebraca (12)	J. Dix (5)
J15	NORTHWESTERN+	W	85-78	12,009	K. Bufkin (20)	H. Dickinson (15)	J. Howard (7)	B. Buie (22)	three with (5)	B. Buie (5)
J19	at Maryland+	L	64-58	12,656	H. Dickinson (19)	T. Williams II (13)	D. McDaniel (7)	J. Young (26)	J. Reese (9)	D. Scott (3)
J22	MINNESOTA+	W	60-56	12,092	H. Dickinson (23)	H. Dickinson (9)	D. McDaniel (3)	T. Cooper (15)	T. Cooper (10)	three with (3)
J26	[1/1] PURDUE+	L	75-70	12,707^	H. Dickinson (21)	H. Dickinson (7)	H. Dickinson (4)	Z. Edey (19)	Z. Edey (9)	two with (2)
J29	at Penn State+	L	83-61	12,047	J. Howard (21)	two with (6)	two with (3)	J. Pickett (25)	J. Pickett (8)	J. Pickett (8)
F2	at [rv/rv] Northwestern+	W	68-51	6,234	H. Dickinson (19)	K. Bufkin (12)	D. McDaniel (9)	B. Buie (23)	M. Nicholson (7)	B. Buie (8)
F5	OHIO STATE+	W	77-69	12,707^	H. Dickinson (26)	H. Dickinson (11)	K. Bufkin (5)	B. Thornton (22)	B. Sensabaugh (9)	two with (2)
F8	NEBRASKA+	W	93-72	11,889	J. Howard (22)	H. Dickinson (10)	K. Bufkin (5)	K. Tominaga (24)	D. Walker (7)	D. Walker (8)
F11	[18/18] INDIANA+	L	62-61	12,707	H. Dickinson (16)	H. Dickinson (7)	Three with (2)	T. Jackson-Davis (28)	T. Jackson-Davis (11)	J. Hood-Schifino (5)
F14	at Wisconsin+	L	64-59	15,436	K. Bufkin (21)	H. Dickinson (12)	two with (2)	C. Essegian (23)	S. Crowl (12)	S. Crowl (6)
F18	MICHIGAN STATE+	W	84-72	12,707	D. McDaniel (18)	T. Reed, Jr. (10)	D. McDaniel (4)	J. Hauser (20)	J. Akins (5)	A.J. Hoggard (7)
F23	at Rutgers+	W	58-45	8,000	D. McDaniel (16)	H. Dickinson (11)	three with (3)	C. Spencer (11)	C. Omoruyi (10)	P. Mulcahy (6)
F26	WISCONSIN+	W	87-79 ot	12,707	K. Bufkin (28)	H. Dickinson (10)	H. Dickinson (4)	C. Essegian (24)	T. Wahl (11)	C. Hepburn (4)
M3	at Illinois+	L	91-87 2ot	15,533	H. Dickinson (31)	H. Dickinson (16)	D. McDaniel (4)	M. Mayer (24)	four with (7)	T. Shannon, Jr. (4)
M5	at [15/13] Indiana+	L	75-73 ot	17,222	H. Dickinson (24)	H. Dickinson (14)	two with (4)	T. Jackson-Davis (27)	R. Thompson (10)	T. Jackson-Davis (6)

Big Ten Tournament (#8 seed)					Michigan	Michigan	Michigan	Opponent	Opponent	Opponent
Date	Opponent	W/L	Score	Crowd	Scoring	Rebounds	Assists	Scoring	Rebounds	Assists
M8	BTT First Round	Bye: 10th straight year								
M9	vs. #9 Rutgers	L	62-50	15,537	H. Dickinson (24)	two with (7)	K. Bufkin (5)	C. Spencer (18)	C. McConnell (9)	P. Mulcahy (5)

Postseason NIT (#3 seed)					Michigan	Michigan	Michigan	Opponent	Opponent	Opponent
Date	Opponent	W/L	Score	Crowd	Scoring	Rebounds	Assists	Scoring	Rebounds	Assists
M14	TOLEDO	W	90-80	4,521	K. Bufkin (23)	H. Dickinson (9)	D. McDaniel (8)	S. Millner, Jr. (19)	J.T. Shumate (7)	R. Dennis (8)
M18	at #2 Vanderbilt									
M	[if win] vs. NIT Quarterfinal									
M28	[if win] vs. NIT Semifinal									
M30	[if win] vs. NIT Championship									

2022-23 Overall Attendance			
Site	Games	Total	Average
Home	16	195,711	12,232
Away	10	123,438	12,344
Neutral	7	73,195	10,456
Totals	33	392,344	11,889

2022-23 Big Ten Attendance			
Site	Games	Total	Average
Home	10	124,408	12,441
Away	10	123,438	12,344
Neutral	0	0	0
Totals	20	247,846	12,392

2022-23 | Schedule Legend

- + Big Ten game
- (1) Played in Detroit, Mich. (Little Caesars Arena)
- (2) Legends Classic; Brooklyn, N.Y. (Barclays Center)
- (3) ACC/Big Ten Challenge, Ann Arbor, Mich. (Crisler Center)
- (4) London Showcase, London, England (O2 Arena)
- (5) Jumpman Invitational, Charlotte, N.C. (Spectrum Center)

M Michigan: Game Statistics

Regular Season	TP	FG-FGA	PCT.	3F-3PA	PCT.	FT-FTA	PCT.	O-D	REB	F	DQ	A	TO	BL	ST	1st	2nd	OT	PNT	TO	2ND	FB	BN
N7 [22/22] MICHIGAN (W) PURDUE FORT WAYNE	75	30-64	.469	9-29	.310	6-9	.667	4-34	38	12	0	17	8	7	8	40	35	0	16	36	10	11	20
N11 [22/22] MICHIGAN (W) vs. Eastern Michigan	88	29-60	.483	5-21	.238	25-40	.625	10-31	41	21	1	15	11	8	5	42	46	0	15	42	13	14	9
N16 [20/21] MICHIGAN (W) vs. Pittsburgh	91	35-60	.583	9-20	.450	12-18	.667	7-29	36	16	1	21	6	5	3	38	53	0	11	38	6	10	34
N17 [20/21] MICHIGAN (L) vs. Arizona State	62	21-62	.339	4-22	.182	16-24	.667	14-17	31	13	0	10	8	6	0	28	34	0	15	32	16	4	22
N20 [20/21] MICHIGAN (W-OT) OHIO	70	24-63	.381	10-32	.313	12-20	.600	12-34	46	10	0	12	11	3	7	33	30	7	2	20	10	6	5
N23 [rv/rv] MICHIGAN (W) JACKSON STATE	68	27-77	.351	7-28	.250	5-11	.455	19-30	49	19	0	14	8	6	2	31	32	3	11	34	13	11	13
N29 [rv/rv] MICHIGAN (L) [3/3] VIRGINIA	70	27-53	.509	4-8	.500	12-19	.632	6-19	25	15	1	12	7	7	0	34	36	0	12	44	2	0	10
D4 [rv/rv] MICHIGAN (L) vs. [19/18] Kentucky	69	25-64	.391	8-20	.400	11-17	.647	7-26	33	19	1	12	7	5	4	36	33	0	13	32	6	8	12
D8 MICHIGAN (W) at Minnesota+	90	33-63	.524	10-18	.556	14-22	.636	8-25	33	19	0	18	9	11	5	47	43	0	17	34	12	8	23
D17 MICHIGAN (W) LIPSCOMB	83	31-62	.500	7-19	.368	14-23	.609	11-27	38	10	0	9	10	4	1	49	34	0	13	34	6	5	9
D21 MICHIGAN (L) vs. North Carolina	76	26-62	.419	9-23	.391	15-21	.714	10-28	38	22	2	9	10	6	5	34	42	0	16	30	9	9	13
D29 MICHIGAN (L) CENTRAL MICHIGAN	61	20-57	.351	6-22	.273	15-21	.714	11-21	32	14	0	10	9	5	2	28	33	0	15	20	9	12	8
J1 MICHIGAN (W) [rv/21] MARYLAND+	81	28-56	.500	3-11	.273	22-29	.759	9-40	49	11	0	15	13	6	4	44	37	0	18	42	10	14	19
J4 MICHIGAN (W) PENN STATE+	79	27-58	.466	8-25	.320	17-25	.680	7-30	37	16	0	11	3	4	2	42	37	0	15	28	10	5	14
J7 MICHIGAN (L) at [rv/rv] Michigan State+	53	19-55	.345	3-20	.150	12-16	.750	5-29	34	18	0	8	10	5	4	18	35	0	6	28	5	8	7
J12 MICHIGAN (L-OT) at [-/rv] Iowa+	84	33-67	.493	14-31	.452	4-6	.667	10-27	37	18	1	18	13	4	5	43	36	5	9	18	14	2	12
J15 MICHIGAN (W) [rv/rv] NORTHWESTERN+	85	29-56	.518	10-22	.455	17-24	.708	11-30	41	17	0	18	18	5	4	37	48	0	3	30	7	2	17
J19 MICHIGAN (L) at Maryland+	58	23-55	.418	8-28	.286	4-8	.500	13-23	36	18	0	10	12	2	5	32	26	0	7	22	13	2	11
J22 MICHIGAN (W) MINNESOTA+	60	22-60	.367	2-14	.143	14-18	.778	10-27	37	14	0	8	10	7	3	23	37	0	23	28	13	2	10
J26 MICHIGAN (L) [1/1] PURDUE+	70	26-59	.441	9-25	.360	9-14	.643	7-19	26	17	0	9	6	5	3	35	35	0	17	30	11	2	9
J29 MICHIGAN (L) at Penn State+	61	25-59	.424	6-22	.273	5-8	.625	7-20	27	8	0	14	8	4	3	32	29	0	7	22	9	4	15
F2 MICHIGAN (W) at [rv/rv] Northwestern+	68	24-48	.414	7-20	.350	13-16	.813	14-27	41	14	0	21	7	6	3	26	42	0	11	26	8	8	17
F5 MICHIGAN (W) OHIO STATE+	77	28-57	.491	8-23	.348	13-18	.822	7-27	34	14	0	11	9	2	3	41	36	0	2	30	8	0	8
F8 MICHIGAN (W) NEBRASKA+	93	34-59	.576	14-26	.538	11-13	.846	6-29	35	19	0	16	13	1	5	46	47	0	12	26	9	10	18
F11 MICHIGAN (L) [18/18] INDIANA+	61	23-54	.426	5-20	.250	10-13	.769	5-26	31	16	0	8	11	7	6	37	24	0	11	36	8	3	10
F14 MICHIGAN (L) at Wisconsin+	59	24-57	.421	5-16	.313	6-10	.600	8-29	37	16	1	7	12	2	5	32	24	0	2	26	8	6	6
F18 MICHIGAN (W) MICHIGAN STATE+	84	29-59	.492	9-26	.346	17-21	.810	14-24	38	15	0	9	9	3	5	33	51	0	16	30	13	4	18
F23 MICHIGAN (W) at Rutgers+	58	22-54	.407	7-25	.280	7-11	.636	9-28	37	11	0	11	10	11	5	26	32	0	17	18	6	8	9
F26 MICHIGAN (W-OT) WISCONSIN+	87	29-59	.492	7-21	.333	22-26	.846	8-31	39	17	0	7	12	4	6	35	33	19	7	28	10	0	7
M3 MICHIGAN (L-2OT) at Illinois+	87	31-70	.443	8-21	.381	17-24	.708	9-37	46	25	2	8	12	1	7	31	39	11/6	12	32	9	0	9
M5 MICHIGAN (L-OT) at [15/13] Indiana+	75	28-62	.452	5-15	.333	14-21	.667	7-29	36	19	1	11	8	10	4	29	40	6	12	38	8	8	10

Big Ten Tournament	TP	FG-FGA	PCT.	3F-3PA	PCT.	FT-FTA	PCT.	O-D	REB	F	DQ	A	TO	BL	ST	1st	2nd	OT	PNT	TO	2ND	FB	BN
M8 #8 MICHIGAN BTT First Round	Bye: 10th straight year																						
M9 #8 MICHIGAN (L) vs. #9 Rutgers	50	16-46	.348	6-18	.333	12-17	.706	7-23	30	15	0	15	14	4	5	28	22	0	8	18	5	8	9
	62	24-61	.393	5-18	.278	9-12	.750	12-25	37	18	0	15	9	10	3	25	37	0	18	26	10	13	13

Postseason NIT	TP	FG-FGA	PCT.	3F-3PA	PCT.	FT-FTA	PCT.	O-D	REB	F	DQ	A	TO	BL	ST	1st	2nd	OT	PNT	TO	2ND	FB	BN
M14 #3 MICHIGAN (W) TOLEDO	90	32-55	.582	13-23	.565	13-16	.813	6-33	39	15	0	18	14	1	4	40	50	0	7	32	9	12	6
M18 #3 MICHIGAN at #2 Vanderbilt	80	32-73	.438	8-24	.333	8-13	.615	12-17	29	14	0	13	4	6	3	42	38	0	14	40	9	13	13
M #3 MICHIGAN (if win) vs. NIT Quarterfinal																							
M28 #3 MICHIGAN (if win) vs. NIT Semifinal																							
M30 #3 MICHIGAN (if win) vs. NIT Championship																							



Wolverines: Game-by-Game

	McDANIEL (#0)	DICKINSON (#1)	BUFKIN (#2)	LLEWELLYN (#3)	BURNS (#4)	WILLIAMS II (#5)	BARNES (#11)	JETT HOWARD (#13)
N7 PURDUE FORT WAYNE	2-2-0	22-12-1	8-2-3	2-3-3	0-0-0	2-6-2	DNP-CD	21-2-5
N11 vs. Eastern Michigan	0-1-5	31-7-0	9-5-0	12-5-3	DNP-CD	18-11-2	2-2-0	9-3-4
N16 vs. Pittsburgh	8-5-8	11-7-5	14-2-4	8-3-2	DNP-CD	7-7-0	3-0-0	17-2-0
N17 vs. Arizona State	7-2-2	14-5-0	5-3-3	5-4-2	DNP-CD	4-4-0	0-1-0	12-1-1
N20 OHIO	2-2-0	24-14-1	9-7-4	10-2-2	DNP-CD	9-8-1	0-2-0	13-2-4
N23 JACKSON STATE	9-3-1	9-12-0	10-6-4	9-4-4	DNP-CD	11-5-1	DNP-CD	19-2-1
N29 [3/3] VIRGINIA	0-1-0	23-7-2	11-4-2	6-1-2	DNP-CD	8-7-1	DNP-CD	15-3-2
D4 vs. [19/18] Kentucky	5-1-1	23-9-1	11-2-3	4-4-4	DNP-CD	3-4-1	6-1-0	16-4-1
D8 at Minnesota+	15-2-7	19-4-2	15-2-4	OUT-INJ	0-0-0	4-8-1	0-0-0	14-3-3
D17 LIPSCOMB	7-8-3	15-7-0	22-4-1	OUT-INJ	DNP-CD	11-6-0	0-1-1	19-2-4
D21 vs. North Carolina	7-2-5	9-8-0	22-3-1	OUT-INJ	DNP-CD	8-11-1	DNP-CD	17-3-2
D29 CENTRAL MICHIGAN	10-2-4	13-6-1	16-4-2	OUT-INJ	DNP-CD	2-5-1	0-2-0	12-2-2
J1 [rv/21] MARYLAND+	8-2-2	32-12-2	5-3-3	OUT-INJ	0-0-0	11-5-0	3-4-0	6-6-5
J4 [-/rv] PENN STATE+	12-4-4	17-6-0	14-6-5	OUT-INJ	DNP-CD	8-9-0	0-0-0	14-7-2
J7 at [rv/rv] Michigan State+	0-4-4	18-7-0	15-2-1	OUT-INJ	DNP-CD	3-4-1	0-2-0	10-3-2
J12 at [-/rv] Iowa+	12-6-7	12-13-2	9-3-7	OUT-INJ	OUT-INJ	5-4-2	DNP-CD	34-1-0
J15 [rv/rv] NORTHWESTERN+	17-2-5	10-15-3	20-4-3	OUT-INJ	OUT-INJ	5-3-0	DNP-CD	16-3-7
J19 at Maryland+	4-2-7	19-10-0	2-0-1	OUT-INJ	OUT-INJ	9-13-2	0-0-0	13-3-0
J22 MINNESOTA+	10-8-3	23-9-0	12-4-1	OUT-INJ	OUT-INJ	5-3-0	0-0-0	0-0-2
J26 [1/1] PURDUE+	11-2-0	21-7-4	16-4-2	OUT-INJ	OUT-INJ	4-2-0	2-2-0	OUT-INJ
J29 at Penn State+	4-2-3	6-2-3	8-6-2	OUT-INJ	OUT-INJ	7-6-2	0-0-0	21-0-1
F2 at [rv/rv] Northwestern+	2-4-9	19-3-2	15-12-8	OUT-INJ	OUT-INJ	7-10-1	DNP-CD	8-4-1
F5 OHIO STATE+	8-4-3	26-11-2	13-8-5	OUT-INJ	DNP-CD	6-4-0	DNP-CD	16-2-1
F8 NEBRASKA+	14-0-4	16-10-2	13-7-5	OUT-INJ	DNP-CD	10-5-2	OUT-ILL	22-1-1
F11 [18/18] INDIANA+	5-5-2	16-7-1	14-1-0	OUT-INJ	DNP-CD	4-3-2	DNP-CD	12-2-2
F14 at Wisconsin+	7-3-2	12-12-1	21-3-1	OUT-INJ	DNP-CD	DNP-INJ	DNP-CD	9-4-1
F18 MICHIGAN STATE+	18-4-4	14-7-3	17-5-2	OUT-INJ	DNP-CD	DNP-INJ	DNP-CD	10-5-0
F23 at Rutgers+	16-4-2	13-11-0	14-2-3	OUT-INJ	DNP-CD	4-9-0	DNP-CD	OUT-INJ
F26 WISCONSIN+	20-0-0	23-10-4	28-8-2	OUT-INJ	DNP-CD	2-7-0	DNP-CD	OUT-INJ
M3 at Illinois+	9-2-4	31-16-3	23-6-0	OUT-INJ	DNP-CD	6-5-0	DNP-CD	15-5-1
M5 at [15/13] Indiana+	10-2-4	24-14-1	19-6-4	OUT-INJ	DNP-CD	0-1-0	DNP-CD	16-4-2
M9 vs. #9 Rutgers (BTT)	2-4-3	24-7-2	9-7-5	OUT-INJ	DNP-CD	3-1-3	DNP-CD	6-3-2
M14 TOLEDO (NIT)	16-2-8	19-9-1	23-8-5	OUT-INJ	DNP-CD	4-7-0	DNP-CD	OUT-INJ
M18 at #2 Vanderbilt (NIT)								
M [if win] vs. NIT Quarterfinal								
M28 [if win] vs. NIT Semifinal								
M30 [if win] vs. NIT Championship								

	BAKER (#15)	GLENN III (#23)	KHAYAT (#24)	JACE HOWARD (#25)	REED JR. (#32)	SELVALA (#34)	TSCHETTER (#42)	SMITH (#45)
N7 PURDUE FORT WAYNE	9-3-1	2-2-1	DNP-CD	4-2-0	1-1-1	0-1-0	2-0-0	0-0-0
N11 vs. Eastern Michigan	0-0-0	DNP-CD	DNP-CD	2-3-1	4-1-0	DNP-CD	DNP-CD	DNP-CD
N16 vs. Pittsburgh	14-1-1	DNP-CD	0-0-0	3-2-0	4-4-1	DNP-CD	2-0-0	DNP-CD
N17 vs. Arizona State	2-3-1	2-2-1	3-0-0	1-1-0	5-4-0	DNP-CD	2-0-0	DNP-CD
N20 OHIO	0-3-0	DNP-CD	DNP-CD	DNP-CD	0-2-0	DNP-CD	3-0-0	DNP-CD
N23 JACKSON STATE	6-4-1	DNP-CD	0-0-0	3-0-0	2-2-0	DNP-CD	DNP-CD	DNP-CD
N29 [3/3] VIRGINIA	3-3-0	DNP-CD	DNP-CD	0-0-1	2-2-0	DNP-CD	DNP-CD	DNP-CD
D4 vs. [19/18] Kentucky	0-1-1	DNP-CD	DNP-CD	0-0-0	1-3-0	DNP-CD	0-1-1	DNP-CD
D8 at Minnesota+	3-1-1	0-1-0	6-1-0	2-1-0	6-6-0	0-0-0	6-2-0	DNP-CD
D17 LIPSCOMB	2-1-0	DNP-CD	0-2-0	3-1-0	4-4-0	DNP-CD	DNP-CD	DNP-CD
D21 vs. North Carolina	9-3-0	DNP-CD	DNP-CD	0-0-0	4-7-0	DNP-CD	0-0-0	DNP-CD
D29 CENTRAL MICHIGAN	3-1-0	DNP-CD	OUT-ILL	2-1-0	2-3-0	DNP-CD	1-3-0	DNP-CD
J1 [rv/21] MARYLAND+	7-5-2	2-1-0	0-0-1	0-0-0	4-3-0	0-0-0	3-2-0	0-1-0
J4 [-/rv] PENN STATE+	9-0-0	DNP-CD	DNP-CD	0-2-0	5-1-0	DNP-CD	DNP-CD	DNP-CD
J7 at [rv/rv] Michigan State+	0-5-0	DNP-CD	DNP-CD	0-1-0	5-1-0	DNP-CD	2-0-0	DNP-CD
J12 at [-/rv] Iowa+	3-0-0	DNP-CD	OUT-INJ	DNP-CD	2-7-0	DNP-CD	7-0-0	DNP-CD
J15 [rv/rv] NORTHWESTERN+	7-1-0	DNP-CD	OUT-INJ	0-0-0	6-8-0	DNP-CD	4-2-0	DNP-CD
J19 at Maryland+	5-0-0	DNP-CD	OUT-INJ	OUT-INJ	4-3-0	DNP-CD	2-2-0	DNP-CD
J22 MINNESOTA+	2-3-1	DNP-CD	OUT-INJ	OUT-INJ	4-5-1	DNP-CD	4-5-1	DNP-CD
J26 [1/1] PURDUE+	11-2-0	DNP-CD	DNP-CD	2-0-0	2-1-0	DNP-CD	3-1-0	DNP-CD
J29 at Penn State+	2-3-1	DNP-CD	DNP-CD	6-3-1	3-4-0	DNP-CD	4-0-0	0-0-1
F2 at [rv/rv] Northwestern+	14-3-0	DNP-CD	0-0-0	1-1-0	2-1-0	DNP-CD	DNP-ILL	DNP-CD
F5 OHIO STATE+	8-3-0	DNP-CD	DNP-CD	0-0-0	0-1-0	DNP-CD	DNP-CD	DNP-CD
F8 NEBRASKA+	11-2-0	DNP-CD	DCP-CD	3-0-1	4-5-0	0-0-0	0-1-1	0-0-0
F11 [18/18] INDIANA+	2-3-0	DNP-CD	DNP-CD	0-2-0	8-5-0	DNP-CD	0-1-1	DNP-CD
F14 at Wisconsin+	0-2-0	DNP-CD	DNP-CD	0-1-0	6-7-0	DNP-CD	4-5-2	DNP-CD
F18 MICHIGAN STATE+	10-4-0	DNP-CD	DNP-CD	0-1-0	8-10-0	DNP-CD	7-1-0	DNP-CD
F23 at Rutgers+	6-2-3	DNP-CD	DNP-CD	3-0-0	2-4-0	DNP-CD	0-2-3	DNP-CD
F26 WISCONSIN+	9-4-1	DNP-CD	DNP-CD	0-0-0	5-3-0	DNP-CD	0-3-0	DNP-CD
M3 at Illinois+	0-2-0	DNP-CD	DNP-CD	0-1-0	3-6-0	DNP-CD	0-2-0	DNP-CD
M5 at [15/13] Indiana+	0-1-0	DNP-CD	DNP-CD	0-0-0	2-9-0	DNP-CD	2-4-0	DNP-CD
M9 vs. #9 Rutgers (BTT)	5-1-0	DNP-CD	DNP-CD	0-0-0	1-2-0	DNP-CD	0-2-0	DNP-CD
M14 TOLEDO (NIT)	21-4-1	DNP-CD	0-0-0	2-2-0	0-1-0	DNP-CD	5-3-3	DNP-CD
M18 at #2 Vanderbilt (NIT)								
M [if win] vs. NIT Quarterfinal								
M28 [if win] vs. NIT Semifinal								
M30 [if win] vs. NIT Championship								

M Wolverines: Season Breakdowns

LEADER: SCORING										10+ REBOUNDS									
Yr.	G	'18-19	'19-20	'20-21	'21-22	'22-23	Total	Yr.	G	'18-19	'19-20	'20-21	'21-22	'22-23	Career				
Hunter Dickinson	Jr.	93	-	-	9	19	19	47	Hunter Dickinson	Jr.	93	-	-	6	12	14	32		
Kobe Bufkin	So.	61	-	-	-	0	7	6	Terrance Williams II	Jr.	83	-	-	0	0	4	4		
Jett Howard	Fr.	29	-	-	-	-	5	5	Jaelin Llewellyn	GS#	84	0	1	0	0	0	1		
Dug McDaniel	Fr.	33	-	-	-	-	2	2	Kobe Bufkin	So.	61	-	-	-	0	1	1		
Terrance Williams II	Jr.	83	-	-	0	1	0	1	Tarris Reed, Jr.	Fr.	33	-	-	-	-	1	1		
LEADER: REBOUND										5+ ASSISTS									
Yr.	G	'18-19	'19-20	'20-21	'21-22	'22-23	Total	Yr.	G	'18-19	'19-20	'20-21	'21-22	'22-23	Career				
Hunter Dickinson	Jr.	93	-	-	16	19	24	59	Jaelin Llewellyn	GS#	84	3	3	0	6	0	12		
Terrance Williams II	Jr.	83	-	-	0	1	8	9	Dug McDaniel	Fr.	33	-	-	-	-	9	9		
Kobe Bufkin	So.	61	-	-	-	0	4	4	Kobe Bufkin	So.	61	-	-	-	0	7	7		
Dug McDaniel	Fr.	33	-	-	-	-	1	1	Hunter Dickinson	Jr.	93	-	-	0	2	1	3		
Tarris Reed, Jr.	Fr.	33	-	-	-	-	1	1	Jett Howard	Fr.	29	-	-	-	-	3	3		
LEADER: ASSISTS										10+ ASSISTS									
Yr.	G	'18-19	'19-20	'20-21	'21-22	'22-23	Total	Yr.	G	'18-19	'19-20	'20-21	'21-22	'22-23	Career				
Dug McDaniel	Fr.	33	-	-	-	-	17	17	none										
Kobe Bufkin	So.	61	-	-	-	-	11	11	3+ STEALS										
Hunter Dickinson	Jr.	93	-	-	0	3	4	7	Yr.	G	'18-19	'19-20	'20-21	'21-22	'22-23	Career			
Jett Howard	Fr.	29	-	-	-	-	7	7	Kobe Bufkin	So.	61	-	-	-	0	4	4		
Jaelin Llewellyn	GS#	84	0	0	0	0	3	3	Dug McDaniel	Fr.	33	-	-	-	-	4	4		
Will Tschetter	RS-Fr.	26	-	-	-	RS	2	2	Jaelin Llewellyn	GS#	84	-	1	0	2	0	3		
Joey Baker	GS#	121	0	0	0	0	1	1	Joey Baker	GS#	121	0	0	1	1	0	2		
Terrance Williams II	Jr.	83	-	-	0	0	1	1	Hunter Dickinson	Jr.	93	-	-	0	2	0	2		
LEADER: STEALS										5+ STEALS									
Yr.	G	'18-19	'19-20	'20-21	'21-22	'22-23	Total	Yr.	G	'18-19	'19-20	'20-21	'21-22	'22-23	Career				
Kobe Bufkin	So.	61	-	-	-	2	20	22	Dug McDaniel	Fr.	33	-	-	-	-	1	1		
Hunter Dickinson	Jr.	93	-	-	3	7	9	19	3+ BLOCKS										
Dug McDaniel	Fr.	33	-	-	-	-	12	12	Yr.	G	'18-19	'19-20	'20-21	'21-22	'22-23	Career			
Tarris Reed, Jr.	Fr.	33	-	-	-	-	7	7	Hunter Dickinson	Jr.	93	-	-	6	6	10	22		
Jett Howard	Fr.	29	-	-	-	-	5	5	Tarris Reed, Jr.	Fr.	33	-	-	-	-	3	3		
Joey Baker	GS#	121	0	0	0	0	3	3	Jett Howard	Fr.	29	-	-	-	-	2	2		
Terrance Williams II	Jr.	83	-	-	0	0	3	3	Kobe Bufkin	So.	61	-	-	-	0	1	1		
Jaelin Llewellyn	GS#	84	0	0	0	0	1	1	5+ BLOCKS										
LEADER: BLOCKS										5+ FIELD GOALS									
Yr.	G	'18-19	'19-20	'20-21	'21-22	'22-23	Total	Yr.	G	'18-19	'19-20	'20-21	'21-22	'22-23	Career				
Hunter Dickinson	Jr.	93	-	-	16	19	22	57	Hunter Dickinson	Jr.	93	-	-	18	27	27	72		
Tarris Reed, Jr.	Fr.	33	-	-	-	-	8	8	Jaelin Llewellyn	GS#	84	8	16	0	21	0	45		
Kobe Bufkin	So.	61	-	-	-	2	5	7	Kobe Bufkin	So.	61	-	-	-	0	20	20		
Terrance Williams II	Jr.	83	-	-	0	1	3	4	Jett Howard	Fr.	29	-	-	-	-	15	15		
Joey Baker	GS#	121	0	0	0	0	3	3	Dug McDaniel	Fr.	33	-	-	-	-	8	8		
Jett Howard	Fr.	29	-	-	-	-	3	3	Joey Baker	GS#	121	0	3	0	0	3	6		
Will Tschetter	RS-Fr.	26	-	-	-	RS	3	3	Terrance Williams II	Jr.	83	-	-	0	3	0	3		
Jace Howard	So.#	54	-	-	0	1	0	1	10+ FIELD GOALS										
Dug McDaniel	Fr.	33	-	-	-	-	1	1	Yr.	G	'18-19	'19-20	'20-21	'21-22	'22-23	Career			
Isaiah Barnes	RS-Fr.	17	-	-	-	0	1	1	Hunter Dickinson	Jr.	93	-	-	2	8	6	16		
10+ POINTS										3+ THREE-POINTERS									
Yr.	G	'18-19	'19-20	'20-21	'21-22	'22-23	Career	Yr.	G	'18-19	'19-20	'20-21	'21-22	'22-23	Career				
Hunter Dickinson	Jr.	93	-	-	23	29	30	82	Jaelin Llewellyn	GS#	84	1	9	0	11	0	21		
Jaelin Llewellyn	GS#	84	10	22	0	24	2	58	Joey Baker	GS#	121	0	4	1	5	7	17		
Kobe Bufkin	So.	61	-	-	-	2	24	26	Jett Howard	Fr.	29	-	-	-	-	13	13		
Jett Howard	Fr.	29	-	-	-	-	23	23	Hunter Dickinson	Jr.	93	-	-	0	4	2	6		
Joey Baker	GS#	121	0	4	2	6	6	18	Kobe Bufkin	So.	61	-	-	-	0	5	5		
Dug McDaniel	Fr.	33	-	-	-	-	12	12	Terrance Williams II	Jr.	83	-	-	0	3	1	4		
Terrance Williams II	Jr.	83	-	-	1	4	5	10	Dug McDaniel	Fr.	33	-	-	-	-	3	3		
20+ POINTS										5+ THREE-POINTERS									
Yr.	G	'18-19	'19-20	'20-21	'21-22	'22-23	Career	Yr.	G	'18-19	'19-20	'20-21	'21-22	'22-23	Career				
Hunter Dickinson	Jr.	93	-	-	5	15	13	33	Jett Howard	Fr.	29	-	-	-	-	4	4		
Jaelin Llewellyn	GS#	84	1	7	0	8	0	16	Jaelin Llewellyn	GS#	84	0	2	0	1	0	3		
Kobe Bufkin	So.	61	-	-	-	0	6	6	Joey Baker	GS#	121	0	1	0	0	1	2		
Jett Howard	Fr.	29	-	-	-	-	4	4	5+ FREE THROWS										
Joey Baker	GS#	121	0	1	0	0	1	2	Yr.	G	'18-19	'19-20	'20-21	'21-22	'22-23	Career			
Terrance Williams II	Jr.	83	-	-	0	1	0	1	Hunter Dickinson	Jr.	93	-	-	4	7	10	21		
Dug McDaniel	Fr.	33	-	-	-	-	1	1	Jaelin Llewellyn	GS#	84	0	7	0	1	2	10		
30+ POINTS										10+ FREE THROWS									
Yr.	G	'18-19	'19-20	'20-21	'21-22	'22-23	Career	Yr.	G	'18-19	'19-20	'20-21	'21-22	'22-23	Career				
Hunter Dickinson	Jr.	93	-	-	0	1	3	4	Jaelin Llewellyn	GS#	84	0	1	0	0	0	1		
Jaelin Llewellyn	GS#	84	0	1	0	0	0	1	Kobe Bufkin	So.	61	-	-	-	0	4	4		
Jett Howard	Fr.	29	-	-	-	-	1	1	Terrance Williams II	Jr.	83	-	-	0	0	3	3		
7+ REBOUNDS										DOUBLE (CAREER)									
Yr.	G	'18-19	'19-20	'20-21	'21-22	'22-23	Career	Yr.	G	'18-19	'19-20	'20-21	'21-22	'22-23	Career				
Hunter Dickinson	Jr.	93	-	-	18	22	27	67	Hunter Dickinson	Jr.	93	-	-	6	11	13	30		
Terrance Williams II	Jr.	83	-	-	0	1	12	13	Jaelin Llewellyn	GS#	84	0	1	0	0	0	1		
Jaelin Llewellyn	GS#	84	1	3	0	4	.	8	Terrance Williams II	Jr.	83	-	-	0	0	1	1		
Kobe Bufkin	So.	61	-	-	-	0	7	7	Joey Baker	GS#	121	0	1	0	1	0	2		
Tarris Reed, Jr.	Fr.	33	-	-	-	-	5	5	Dug McDaniel	Fr.	33	-	-	-	-	2	2		
Dug McDaniel	Fr.	33	-	-	-	-	2	2	10+ FREE THROWS										
Jett Howard	Fr.	29	-	-	-	-	1	1	Yr.	G	'18-19	'19-20	'20-21	'21-22	'22-23	Career			
									Jaelin Llewellyn	GS#	84	0	1	0	0	0	1		
10+ ASSISTS										DOUBLE (CAREER)									
Yr.	G	'18-19	'19-20	'20-21	'21-22	'22-23	Career	Yr.	G	'18-19	'19-20	'20-21	'21-22	'22-23	Career				
Hunter Dickinson	Jr.	93	-	-	0	1	3	4	Hunter Dickinson	Jr.	93	-	-	6	11	13	30		
Jaelin Llewellyn	GS#	84	0	1	0	0	0	1	Jaelin Llewellyn	GS#	84	0	1	0	0	0	1		
Kobe Bufkin	So.	61	-	-	-	-	5	5	Terrance Williams II	Jr.	83	-	-	0	0	1	1		
Tarris Reed, Jr.	Fr.	33	-	-	-	-	5	5	Kobe Bufkin	So.	61	-	-	-	0	1	1		
Dug McDaniel	Fr.	33	-	-	-	-	2	2											
Jett Howard	Fr.	29	-	-	-	-	1	1											

elected to take advantage of the NCAA's one-time additional eligibility rule in response to Covid-19



Michigan: Game Statistics

TIME ON THE FLOOR		CAREER	CONSEC	CAREER	CONSEC
PLAYER	YEAR	GAMES	GAMES	STARTS	STARTS
Joey Baker (Duke)	GS#	121	33	8	1
Hunter Dickinson	Jr.	93	36	88	37
Jaelin Llewellyn (Princeton)	GS#	84	0	84	0
Terrance Williams II	Jr.	83	6	27	0
Kobe Bufkin	So.	61	33	33	33
Jace Howard	So.#	54	14	0	0
Dug McDaniel	Fr.	33	33	25	25
Tarris Reed, Jr.	Fr.	33	33	0	0
Jett Howard	Fr.	29	0	29	0
Will Tschetter	R-Fr.	26	10	7	7
Isaiah Barnes	So.	17	0	0	0
Youssef Khayat	Fr.	8	1	0	0
Ian Burns	So.	5	0	0	0
Gregg Glenn III	Fr.	4	0	0	0
Jackson Selvala	Sr.	3	0	0	0
Cooper Smith	So.	3	0	0	0
TOTALS		657	199	301	103

elected to take advantage of the NCAA's one-time additional eligibility rule in response to Covid-19

MICHIGAN'S FIRST FIVE

	G	W	L	Pct.
First Five [#5] --> McDaniel, Bufkin, Baker, Tschetter, Dickinson	3	3	0	100.0%
First Five [#1] --> Llewellyn, Bufkin, Howard, Williams II, Dickinson	8	5	3	62.5%
First Five [#2] --> McDaniel, Bufkin, Howard, Williams II, Dickinson	16	9	7	56.3%
First Five [#4] --> McDaniel, Bufkin, Howard, Tschetter, Dickinson	5	1	4	20.0%
First Five [#3] --> McDaniel, Bufkin, Baker, Williams II, Dickinson	1	0	1	0.0%
Season	33	18	15	54.5%

Date	Regular Season	starter	starter	starter	starter	starter
N7	PURDUE FT WAYNE (W)	Llewellyn	Bufkin	Howard	Williams II	Dickinson
N11	vs. Eastern Michigan (W)	Llewellyn	Bufkin	Howard	Williams II	Dickinson
N16	vs. Pittsburgh (W)	Llewellyn	Bufkin	Howard	Williams II	Dickinson
N17	vs. Arizona State (L)	Llewellyn	Bufkin	Howard	Williams II	Dickinson
N20	OHIO (W-OT)	Llewellyn	Bufkin	Howard	Williams II	Dickinson
N23	JACKSON STATE (W)	Llewellyn	Bufkin	Howard	Williams II	Dickinson
N29	[3/3] VIRGINIA (L)	Llewellyn	Bufkin	Howard	Williams II	Dickinson
D4	vs. [19/18] Kentucky (L)	Llewellyn	Bufkin	Howard	Williams II	Dickinson
D8	at Minnesota (W)	McDaniel	Bufkin	Howard	Williams II	Dickinson
D17	LIPSCOMB (W)	McDaniel	Bufkin	Howard	Williams II	Dickinson
D21	vs. North Carolina (L)	McDaniel	Bufkin	Howard	Williams II	Dickinson
D29	CENTRAL MICHIGAN (L)	McDaniel	Bufkin	Howard	Williams II	Dickinson
J1	[rv/21] MARYLAND (W)	McDaniel	Bufkin	Howard	Williams II	Dickinson
J4	PENN STATE (W)	McDaniel	Bufkin	Howard	Williams II	Dickinson
J7	at Michigan State (L)	McDaniel	Bufkin	Howard	Williams II	Dickinson
J12	at Iowa (L-OT)	McDaniel	Bufkin	Howard	Williams II	Dickinson
J15	NORTHWESTERN (W)	McDaniel	Bufkin	Howard	Williams II	Dickinson
J19	at Maryland (L)	McDaniel	Bufkin	Howard	Williams II	Dickinson
J22	MINNESOTA (W)	McDaniel	Bufkin	Howard	Williams II	Dickinson
J26	[1/1] PURDUE (L)	McDaniel	Bufkin	Baker	Williams II	Dickinson
J29	at Penn State	McDaniel	Bufkin	Howard	Williams II	Dickinson
F2	at [rv/rv] N'western (W)	McDaniel	Bufkin	Howard	Williams II	Dickinson
F5	OHIO STATE (W)	McDaniel	Bufkin	Howard	Williams II	Dickinson
F8	NEBRASKA (W)	McDaniel	Bufkin	Howard	Williams II	Dickinson
F11	[18/18] INDIANA (L)	McDaniel	Bufkin	Howard	Williams II	Dickinson
F14	at Wisconsin (L)	McDaniel	Bufkin	Howard	Tschetter	Dickinson
F18	MICHIGAN STATE (W)	McDaniel	Bufkin	Howard	Tschetter	Dickinson
F23	at Rutgers (W)	McDaniel	Bufkin	Baker	Tschetter	Dickinson
F26	WISCONSIN (W-OT)	McDaniel	Bufkin	Baker	Tschetter	Dickinson
M3	at Illinois (L-2OT)	McDaniel	Bufkin	Howard	Tschetter	Dickinson
M5	at [15/13] Indiana (L-2OT)	McDaniel	Bufkin	Howard	Tschetter	Dickinson

Date	Big Ten Tournament	starter	starter	starter	starter	starter
M9	BTT First Round	Bye				
M10	vs. #9 Rutgers (L)	McDaniel	Bufkin	Howard	Tschetter	Dickinson

Date	NIT	starter	starter	starter	starter	starter
M14	TOLEDO (W)	McDaniel	Bufkin	Baker	Tschetter	Dickinson
M18	at #2 Vanderbilt					
M	[if win] vs. NIT Quarterfinal					
M28	[if win] vs. NIT Semifinal					
M30	[if win] vs. NIT Championship					

INSIDE THE GAME	TOTAL	GAME
U-M's Largest Victory	35	Maryland (1/1/2023)
U-M's Smallest Victory	4 (2x)	last: Minnesota (1/22/2023)
U-M's Largest Defeat	-25	vs. Arizona State (11/16/2022)
U-M's Smallest Defeat	-1	Indiana (2/11/2023)
Largest U-M Lead in a game won	38	Maryland (1/1/2023)
Largest U-M Lead in a game lost	12	at Indiana (3/5/2023)
Largest Opt lead in a game won	10 (2x)	last: at Rutgers (2/23/2023)
Largest Opt lead in a game lost	32 (2x)	last: at Penn State (1/29/2023)
Most Lead Changes	17	vs. Eastern Michigan (11/11/2022)
Most Ties In a Game	11 (2x)	last: Michigan State (2/18/2023)
Games Led Start to Finish	2	last: Ohio State (2/5/2023)
Games Trailed Start to Finish	1	vs. Arizona State (11/16/2022)

MICHIGAN	TOTAL	GAME
Most Points	93	Nebraska (2/8/2023)
Fewest Points	50	vs. Rutgers (3/9/2023)
Most First Half Points	49	Lipscomb (12/17/2022)
Fewest First Half Points	18	at Michigan State (1/7/2023)
Most Second Half Points	53	vs. Pittsburgh (11/16/2022)
Fewest Second Half Points	23	Virginia (11/29/2022)
Most Overtime Points	19	Wisconsin (2/26/2023)
Fewest Overtime Points	4	at Indiana (3/5/2023)
Most Field Goals	35	vs. Pittsburgh (11/16/2022)
Fewest Field Goals	16	vs. Rutgers (3/9/2023)
Most Field Goal Attempts	70	at Illinois (3/2/2023)
Fewest Field Goal Attempts	46	vs. Rutgers (3/9/2023)
Most 3-Point Field Goals	14 (2x)	last: Nebraska (2/8/2023)
Fewest 3-Point Field Goals	2	Minnesota (1/22/2023)
Most 3-Point Field Goal Attempts	32	Ohio (11/20/2022)
Fewest 3-Point Field Goal Attempts	11	Maryland (1/1/2023)
Most Free Throws	25	vs. Eastern Michigan (11/11/2022)
Fewest Free Throws	3	at Iowa (1/12/2023)
Most Free Throw Attempts	40	vs. Eastern Michigan (11/11/2022)
Fewest Free Throw Attempts	6	at Iowa (1/12/2023)
Most Rebounds	49	Maryland (1/1/2023)
Fewest Rebounds	26	Purdue (1/26/2023)
Most Offensive Rebounds	14 (3x)	last: Michigan State (2/18/2023)
Fewest Offensive Rebounds	4	Purdue Fort Wayne (11/4/2022)
Most Defensive Rebounds	40	Maryland (1/1/2023)
Fewest Defensive Rebounds	17	vs. Arizona State (11/16/2022)
Most Assists	21 (2x)	last: at Northwestern (2/2/2023)
Fewest Assists	7 (2x)	last: Wisconsin (2/26/2023)
Most Turnovers	18	Northwestern (1/15/2023)
Fewest Turnovers	3	Penn State (1/4/2023)
Most Blocks	13	Jackson State (11/23/2022)
Fewest Blocks	0	vs. Arizona State (11/16/2022)
Most Steals	11 (2x)	last: at Rutgers (2/23/2023)
Fewest Steals	1 (3x)	last: vs. Toledo (3/14/2023)
Most Fouls	25	at Illinois (3/2/2023)
Fewest Fouls	8	at Penn State (1/29/2023)

OPPONENTS	TOTAL	GAME
Most Points	93	at Iowa (1/12/2023)
Fewest Points	45	at Rutgers (2/23/2023)
Most First Half Points	49	at Penn State (1/29/2023)
Fewest First Half Points	13	Maryland (1/1/2023)
Most Second Half Points	44	at Minnesota (12/8/2022)
Fewest Second Half Points	22	at Rutgers (2/23/2023)
Most Overtime Points	21	2OT, at Illinois (3/2/2023)
Fewest Overtime Points	3	OT: Ohio (11/20/2022)
Most Field Goals	32 (3x)	last: Toledo (3/14/2023)
Fewest Field Goals	18 (2x)	at Rutgers (2/23/2023)
Most Field Goal Attempts	77	Ohio (11/20/2022)
Fewest Field Goal Attempts	47	at Rutgers (2/23/2023)
Most 3-Point Field Goals	13	at Penn State (1/29/2023)
Fewest 3-Point Field Goals	2	Indiana (2/11/2023)
Most 3-Point Field Goal Attempts	38	Purdue Fort Wayne (11/4/2022)
Fewest 3-Point Field Goal Attempts	6	Indiana (2/11/2023)
Most Free Throws	26	at Illinois (3/2/2023)
Fewest Free Throws	4	Minnesota (1/22/2023)
Most Free Throw Attempts	34	at Illinois (3/2/2023)
Fewest Free Throw Attempts	6	Central Michigan (12/29/2022)
Most Rebounds	49	Ohio (11/20/2022)
Fewest Rebounds	23	Nebraska (2/8/2023)
Most Offensive Rebounds	19	Ohio (11/20/2022)
Fewest Offensive Rebounds	5 (2x)	last: Nebraska (2/8/2023)
Most Defensive Rebounds	34	vs. Kentucky (12/4/2022)
Fewest Defensive Rebounds	17	Toledo (3/14/2023)
Most Assists	20	at Penn State (1/29/2023)
Fewest Assists	6 (3x)	last: Ohio State (2/5/2023)
Most Turnovers	16	at Minnesota (12/8/2022)
Fewest Turnovers	4	Toledo (3/14/2023)
Most Blocks	6 (2x)	last: at Iowa (1/12/2023)
Fewest Blocks	0 (2x)	last: at Wisconsin (2/14/2023)
Most Steals	11	Northwestern (1/15/2023)
Fewest Steals	2 (4x)	last: Michigan State (2/18/2023)
Most Fouls	28	vs. Eastern Michigan (11/11/2022)
Fewest Fouls	9	at Penn State (1/29/2023)

M Michigan: Game Statistics

	'22-23		Howard	
	W	L	W	L
INSIDE THE BOX SCORE				
When Michigan leads in FG%, U-M is	17	6	74	9
When opponent leads in FG%, U-M is	1	9	5	38
When game ends tied in FG%, U-M is	0	0	0	0
When Michigan leads in 3FG%, U-M is	13	7	58	13
When opponent leads in 3FG%, U-M is	5	8	21	34
When game ends tied in 3FG%, U-M is	0	0	0	0
When Michigan leads in FT%, U-M is	10	3	47	17
When opponent leads in FT%, U-M is	8	12	31	30
When game ends tied in FT%, U-M is	0	0	1	0
When Michigan leads in rebounds, U-M is	13	4	66	17
When opponent leads in rebounds, U-M is	5	11	13	28
When game ends tied in rebounds, U-M is	0	0	0	2
When Michigan leads in assists, U-M is	11	3	65	15
When opponent leads in assists, U-M is	6	9	9	26
When game ends tied in assists, U-M is	1	3	5	6
When Michigan leads in blocks, U-M is	11	11	50	21
When opponent leads in blocks, U-M is	2	3	20	19
When game ends tied in blocks, U-M is	5	1	9	7
When Michigan leads in steals, U-M is	9	5	38	18
When opponent leads in steals, U-M is	7	7	35	20
When game ends tied in steals, U-M is	2	3	6	9
When Michigan has more turnovers, U-M is	7	7	40	24
When opponent has more turnovers, U-M is	8	8	29	18
When game ends tied in turnovers, U-M is	3	0	10	5
When Michigan has more fouls, U-M is	5	8	24	23
When opponent has more fouls, U-M is	12	6	47	22
When game ends tied in fouls, U-M is	1	1	8	2
When Michigan has a player foul out, U-M is	1	5	8	12
When opponent has a player foul out, U-M is	6	3	19	5
When both teams have a player foul out, U-M is	1	0	5	0
When neither team as a player foul out, U-M is	10	7	47	30

	G	PTS	+/-	G	PTS	AVG	+/-
Wins (Margin)	18	194	10.8	Michigan	33	2429	73.6
Loss (Margin)	15	-86	-5.7	Opponent	33	2301	69.7

Date	Opponent (Wins: 18)	W/L	U-M	OPT	Diff
J1	Maryland+	W	81	46	+35
N16	vs. Pittsburgh	W	91	60	+31
F8	Nebraska+	W	93	72	+21
N7	Purdue Fort Wayne	W	75	56	+19
F2	at Northwestern+	W	68	51	+17
D8	at Minnesota+	W	90	75	+15
F23	at Rutgers+	W	58	45	+13
F18	Michigan State+	W	84	72	+12
M14	Toledo (NIT)	W	90	80	+10
J4	Penn State+	W	79	69	+10
N23	Jackson State	W	78	68	+10
D17	Lipscomb	W	83	75	+8
F5	Ohio State+	W	77	69	+8
F26	Wisconsin+	W-OT	87	79	+8
J15	Northwestern+	W	85	78	+7
N11	vs. Eastern Michigan	W	88	83	+5
N20	Ohio	W-OT	70	66	+4
J22	Minnesota+	W	60	56	+4

Date	Opponent (Losses: 15)	W/L	U-M	OPT	Diff
N17	vs. Arizona State	L	62	87	-25
J29	at Penn State+	L	61	83	-22
M9	vs. Rutgers (BTT)	L	50	62	-12
J12	at Iowa+	L-OT	84	93	-9
J7	at Michigan State+	L	53	59	-6
J19	at Maryland+	L	58	64	-6
J26	Purdue+	L	70	75	-5
F14	at Wisconsin+	L	59	64	-5
D4	vs. Kentucky	L	69	73	-4
D21	vs. North Carolina	L	76	80	-4
M3	at Illinois+	L	87	91	-4
D29	Central Michigan	L	61	63	-2
N29	Virginia	L	68	70	-2
M5	at Indiana+	L	73	75	-2
F11	Indiana+	L	61	62	-1

	'22-23		Howard	
	Overall	Big Ten	Michigan	Big Ten
BY LOCATION				
Overall	18	15	79	47
Home (Crisler Center)	13	4	47	15
Away	3	7	18	23
Neutral	2	4	14	9
BY THE HALF				
Michigan leads at halftime	13	6	64	12
Michigan trails at halftime	4	9	13	34
Michigan is tied at halftime	1	0	2	1
BY OFFENSE				
U-M scores 100-plus points	0	0	3	0
U-M scores 90-99 points	4	0	7	0
U-M scores 80-89 points	6	2	31	4
U-M scores 70-79 points	5	3	28	9
U-M scores 60-69 points	2	6	8	21
U-M scores 50-59 points	1	4	2	11
U-M scores 40-49 points	0	0	0	2
BY DEFENSE				
Opponent scores 100-plus points	0	0	0	0
Opponent scores 90-99 points	0	2	1	4
Opponent scores 80-89 points	2	3	4	11
Opponent scores 70-79 points	6	4	18	17
Opponent scores 60-69 points	5	5	30	12
Opponent scores 50-59 points	3	1	22	3
Opponent scores 40-49 points	2	0	4	0
BY POINTS				
Games decided by 1-5	3	9	8	16
Games decided by 6-10	7	3	24	15
Games decided by 11-15	3	1	14	8
Games decided by more than 15	5	2	33	8
BY GAME TYPE				
Regulation	16	12	75	43
Overtime	2	2	3	3
Double Overtime	0	1	1	1
BY RANKING				
vs. ranked	0	5	15	22
vs. unranked	18	10	64	25
BY JERSEY				
White	7	2	35	8
Blue	2	5	16	17
Maize	5	4	22	14
Pitch Navy	2	2	2	5
89 Retro	2	2	4	3
BY MONTH				
November	5	2	18	4
December	2	3	14	9
January	4	5	14	14
February	6	2	21	8
March	1	3	11	12
April	0	0	0	0
BY TELEVISION				
When on B1G Network	8	2	29	7
When on B1G+	1	1	2	1
When on CBS	2	1	12	9
When on ABC	0	1	0	1
When on ESPN	0	5	11	10
When on ESPN2	2	3	6	7
When on ESPNU	2	0	3	0
When on FOX	1	1	4	3
When on FS1	2	1	12	7
When on TBS	0	0	0	2
When on TNT	0	0	0	0
When on truTV	0	0	0	0



Michigan: Breakdown

Season: 2022-23	TP	FG-FGA	PCT.	3F-3PA	PCT.	FT-FTA	PCT.	O-D	REB	F	DQ	A	TO	ST	BL	1st	2nd	OT	TO	PNT	2ND	FB	BN
N7 PURDUE FORT WAYNE (W)	75	30-64	.469	9-29	.310	6-9	.667	4-34	38	12	0	17	8	7	8	40	35	0	16	36	10	11	20
N11 vs. Eastern Michigan (W)	88	29-60	.483	5-21	.238	25-40	.625	10-31	41	21	1	15	11	8	5	42	46	0	15	42	13	14	9
N16 vs. Pittsburgh (W)	91	35-60	.583	9-20	.450	12-18	.667	7-29	36	16	1	21	6	5	3	38	53	0	11	38	6	10	34
N17 vs. Arizona State (L)	62	21-62	.339	4-22	.182	16-24	.667	14-17	31	13	0	10	8	6	0	28	34	0	15	32	16	4	22
N20 OHIO (W-OT)	70	24-63	.381	10-32	.313	12-20	.600	12-34	46	10	0	12	11	3	7	33	30	7	2	20	10	6	5
N23 JACKSON STATE (W)	78	25-59	.424	12-30	.400	16-19	.842	6-32	38	10	0	12	11	3	13	37	41	0	14	20	5	10	20
N29 [3/3] VIRGINIA (L)	68	26-49	.531	8-19	.421	8-10	.800	5-24	29	16	0	10	12	3	9	45	23	0	8	24	9	2	5
D4 vs. [19/18] Kentucky (L)	69	25-64	.391	8-20	.400	11-17	.647	7-26	33	19	1	12	7	5	4	36	33	0	13	32	6	8	12
D8 at Minnesota+ (W)	90	33-63	.524	10-18	.556	14-22	.636	8-25	33	19	0	18	9	11	5	47	43	0	17	34	12	8	23
D17 LIPSCOMB (W)	83	31-62	.500	7-19	.368	14-23	.609	11-27	38	10	0	9	10	4	1	49	34	0	13	34	6	5	9
D21 vs. North Carolina (L)	76	26-62	.419	9-23	.391	15-21	.714	10-28	38	22	2	9	10	6	5	34	42	0	16	30	9	9	13
D29 CENTRAL MICHIGAN (L)	61	20-57	.351	6-22	.273	15-21	.714	11-21	32	14	0	10	9	5	2	28	33	0	15	20	9	12	8
J1 [rv/21] MARYLAND+ (W)	81	28-56	.500	3-11	.273	22-29	.759	9-40	49	11	0	15	13	6	4	44	37	0	18	42	10	14	19
J4 PENN STATE+ (W)	79	27-58	.466	8-19	.421	17-25	.680	7-30	37	16	0	11	3	4	2	42	37	0	15	28	10	5	14
J7 at [rv/rv] Michigan State+ (L)	53	19-55	.345	3-20	.150	12-16	.750	5-29	34	18	0	8	10	5	4	18	35	0	6	28	5	8	7
J12 at [-/rv] Iowa+ (L-OT)	84	33-67	.493	14-31	.452	4-6	.667	10-27	37	18	1	18	13	4	5	43	36	5	9	18	14	2	12
J15 [rv/rv] NORTHWESTERN+ (W)	85	29-56	.518	10-22	.455	17-24	.708	11-30	41	17	0	18	18	5	4	37	48	0	3	30	7	2	17
J19 at Maryland+ (L)	58	23-55	.418	8-28	.286	4-8	.500	13-23	36	18	0	10	12	2	5	32	26	0	7	22	13	2	11
J22 MINNESOTA+ (W)	60	22-60	.367	2-14	.143	14-18	.778	10-27	37	14	0	8	10	7	3	23	37	0	23	28	13	2	10
J26 [1/1] PURDUE+ (L)	70	26-59	.441	9-25	.360	9-14	.643	7-19	26	17	0	9	6	5	3	35	35	0	17	30	11	2	9
J29 at Penn State+ (L)	61	25-59	.424	6-22	.273	5-8	.625	7-20	27	8	0	14	8	4	3	32	29	0	7	22	9	4	15
F2 at [rv/rv] Northwestern+ (W)	68	24-48	.414	7-20	.350	13-16	.813	14-27	41	14	0	21	7	6	3	26	42	0	11	26	8	8	17
F5 OHIO STATE+ (W)	77	28-57	.491	8-23	.348	13-18	.822	7-27	34	14	0	11	9	2	3	41	36	0	2	30	8	0	8
F8 NEBRASKA+ (W)	93	34-59	.576	14-26	.538	11-13	.846	6-29	35	19	0	16	13	1	5	46	47	0	12	26	9	10	18
F11 [18/18] INDIANA+ (L)	61	23-54	.426	5-20	.250	10-13	.769	5-26	31	16	0	8	11	7	6	37	24	0	11	36	8	3	10
F14 at Wisconsin+ (L)	59	24-57	.421	5-16	.313	6-10	.600	8-29	37	16	1	7	12	2	5	32	24	0	2	26	8	6	6
F18 MICHIGAN STATE+ (W)	84	29-59	.492	9-26	.346	17-21	.810	14-24	38	15	0	9	9	3	5	33	51	0	16	30	13	4	18
F23 at Rutgers+ (W)	58	22-54	.407	7-25	.280	7-11	.636	9-28	37	11	0	11	10	11	5	26	32	0	17	18	6	8	9
F26 WISCONSIN+ (W-OT)	87	29-59	.492	7-21	.333	22-26	.846	8-31	39	17	0	7	12	4	6	35	33	19	7	28	10	0	7
M3 at Illinois (L-2OT)	87	31-70	.443	8-21	.381	17-24	.708	9-37	46	25	2	8	12	1	7	31	39	11/6	12	32	9	0	9
M5 at [15/13] Indiana (L-OT)	73	26-63	.413	9-26	.346	12-19	.632	13-32	45	18	0	11	13	5	6	27	42	4	8	26	12	7	2
M9 vs. #9 Rutgers (BTT, L)	50	16-46	.348	6-18	.333	12-17	.706	7-23	30	15	0	15	14	4	5	28	22	0	8	18	5	8	9
M14 TOLEDO (NIT, W)	90	32-55	.582	13-23	.565	13-16	.813	6-33	39	15	0	18	14	1	4	40	50	0	7	32	9	12	6
M18 at #2 Vanderbilt																							
M [if win] vs. NIT Quarterfinal																							
M28 [if win] vs. NIT Semifinal																							
M30 [if win] vs. NIT Championship																							

ALL GAMES	G	TP	FG	FGA	PCT.	3FG	3FA	PCT.	FT	FTA	PCT.	O	D	REB	F	DQ	A	TO	STL	BLK	1st	2nd	OT	TO	PNT	2ND	FB	BN
Overall	33	2,429	876	1,941	45.1%	258	732	35.2%	421	596	70.6%	290	919	1,209	508	17	400	341	155	155	1,165	1,212	52	373	938	308	206	413
Home	16	1,212	432	931	46.4%	127	358	35.5%	223	303	73.6%	133	455	588	222	8	174	165	69	81	605	581	26	192	462	148	88	197
Away	10	691	260	601	43.3%	77	227	33.9%	94	140	67.1%	96	277	373	165	4	126	106	51	48	314	351	26	96	252	96	53	111
Neutral	7	526	184	409	45.0%	54	147	36.7%	104	153	68.0%	61	187	248	121	5	100	70	35	26	246	280	0	85	224	64	65	105

BIG TEN	G	TP	FG	FGA	PCT.	3FG	3FA	PCT.	FT	FTA	PCT.	O	D	REB	F	DQ	A	TO	STL	BLK	1st	2nd	OT	TO	PNT	2ND	FB	BN
Overall	20	1,468	536	1,178	45.5%	152	434	35.0%	246	341	72.1%	180	560	740	315	12	230	210	95	89	687	736	45	220	560	195	95	0
Home	10	777	276	577	47.8%	75	207	36.2%	152	201	75.6%	84	283	367	150	8	104	104	44	41	373	385	19	124	308	99	42	130
Away	10	691	260	601	43.3%	77	227	33.9%	94	140	67.1%	96	277	373	165	4	126	106	51	48	314	351	26	96	252	96	53	111
Neutral	0	0	0	0	0.0%	0	0	0.0%	0	0	0.0%	0	0	0	0	0	0	0	0	0	0	0	0	0	0	0	0	0

MONTH	G	TP	FG	FGA	PCT.	3FG	3FA	PCT.	FT	FTA	PCT.	O	D	REB	F	DQ	A	TO	STL	BLK	1st
-------	---	----	----	-----	------	-----	-----	------	----	-----	------	---	---	-----	---	----	---	----	-----	-----	-----

M Opponent Breakdown

Season: 2022-23	TP	FG-FGA	PCT.	3F-3PA	PCT.	FT-FTA	PCT.	O-D	REB	F	DQ	A	TO	ST	BL	1st	2nd	OT	TO	PNT	2ND	FB	BN
N7 PURDUE FORT WAYNE (W)	56	21-71	.296	9-38	.237	5-7	.714	15-29	44	14	0	11	14	2	2	28	28	0	2	20	12	2	9
N11 vs. Eastern Michigan (W)	83	29-64	.453	5-15	.333	20-27	.741	8-28	36	28	2	9	11	7	2	45	38	0	11	30	9	10	12
N16 vs. Pittsburgh (W)	60	21-50	.420	6-20	.300	12-20	.600	7-23	30	15	0	11	13	4	3	32	28	0	5	18	5	5	8
N17 vs. Arizona State (L)	87	32-53	.604	11-19	.579	12-14	.857	6-29	35	19	0	11	12	6	6	46	41	0	7	32	4	5	33
N20 OHIO (W-OT)	66	27-77	.351	7-28	.250	5-11	.455	19-30	49	19	0	14	8	6	2	31	32	3	11	34	13	11	13
N23 JACKSON STATE (W)	68	27-73	.370	8-29	.276	6-7	.857	15-29	44	18	1	16	11	8	2	27	41	0	9	28	9	9	10
N29 [3/3] VIRGINIA (L)	70	27-53	.509	4-8	.500	12-19	.632	6-19	25	15	1	12	7	7	0	34	36	0	12	44	2	0	10
D4 vs. [19/18] Kentucky (L)	73	27-58	.466	9-15	.600	10-20	.500	12-34	46	14	0	17	14	3	3	37	36	0	10	28	12	11	10
D8 at Minnesota+ (W)	75	27-55	.491	6-15	.400	15-24	.625	9-27	36	17	0	17	16	5	5	31	44	0	10	40	11	11	20
D17 LIPSCOMB (W)	75	28-67	.418	9-30	.300	10-11	.909	12-24	36	17	0	14	12	4	1	41	34	0	13	28	16	2	38
D21 vs. North Carolina (L)	80	29-58	.500	7-20	.350	15-27	.556	8-32	40	19	0	13	12	6	1	41	39	0	7	40	9	19	5
D29 CENTRAL MICHIGAN (L)	63	26-64	.406	6-29	.207	5-6	.833	17-27	44	20	0	6	14	3	4	27	36	0	6	28	23	2	27
J1 [rv/21] MARYLAND+ (W)	46	18-68	.265	5-25	.200	5-9	.556	9-21	30	24	2	7	13	6	3	13	30	0	7	22	12	3	24
J4 PENN STATE+ (W)	69	26-58	.448	9-28	.321	8-11	.727	5-30	35	20	1	6	8	2	2	34	35	0	2	26	4	5	10
J7 at [rv/rv] Michigan State+ (L)	59	21-56	.375	6-19	.316	11-13	.846	7-31	38	19	0	12	12	2	1	27	32	0	7	20	9	12	15
J12 at [-/rv] Iowa+ (L-OT)	93	32-71	.451	12-30	.400	17-22	.773	14-26	40	13	0	18	6	4	6	40	39	14	20	32	10	11	42
J15 [rv/rv] NORTHWESTERN+ (W)	78	27-64	.422	6-23	.261	18-24	.750	9-20	29	19	0	13	8	11	1	39	39	0	14	40	6	16	16
J19 at Maryland+ (L)	64	24-58	.414	3-15	.200	13-17	.765	15-20	35	12	0	7	6	7	2	34	30	0	9	42	13	14	10
J22 MINNESOTA+ (W)	56	23-57	.404	6-23	.261	4-7	.571	6-30	36	18	0	11	15	3	3	23	33	0	4	26	2	2	7
J26 [1/1] PURDUE+ (L)	75	27-50	.540	5-12	.417	16-20	.800	6-28	34	16	0	7	12	3	4	41	34	0	9	40	9	6	23
J29 at Penn State+ (L)	83	31-57	.544	13-30	.433	8-10	.800	7-29	36	9	0	20	9	7	1	49	34	0	11	28	8	7	7
F2 at [rv/rv] Northwestern+ (W)	51	21-56	.375	3-19	.158	6-10	.600	11-22	33	14	0	14	9	5	5	25	26	0	5	30	8	13	10
F5 OHIO STATE+ (W)	69	26-64	.406	5-16	.313	12-17	.706	11-25	36	16	1	6	6	4	2	36	33	0	10	22	8	4	20
F8 NEBRASKA+ (W)	72	28-58	.483	7-20	.350	9-17	.529	5-18	23	13	0	15	8	4	1	34	38	0	16	42	5	7	19
F11 [18/18] INDIANA+ (L)	62	23-53	.434	2-6	.333	14-18	.778	7-26	33	16	0	12	13	3	4	33	29	0	13	36	2	4	2
F14 at Wisconsin+ (L)	64	22-66	.333	6-18	.333	14-18	.778	15-23	38	14	0	10	5	3	0	31	33	0	13	28	8	0	12
F18 MICHIGAN STATE+ (W)	72	28-59	.475	7-19	.368	9-10	.900	6-19	25	21	1	13	8	2	1	36	36	0	11	34	10	6	24
F23 at Rutgers+ (W)	45	18-47	.383	4-13	.308	5-16	.313	6-25	31	13	0	11	13	7	2	23	22	0	3	22	7	11	12
F26 WISCONSIN+ (W-OT)	79	30-70	.429	8-23	.348	11-12	.917	9-24	33	19	0	10	8	5	4	27	41	11	17	38	8	5	8
M3 at Illinois+ (L-2OT)	91	30-72	.417	5-18	.278	26-34	.765	12-33	45	19	0	9	7	9	4	33	37	11-10	13	46	15	6	20
M5 at [15/13] Indiana+ (L-OT)	75	28-62	.452	5-15	.333	14-21	.667	7-29	36	19	1	11	8	10	4	29	40	6	12	38	8	8	10
M9 vs. #9 Rutgers (BTT, L)	62	24-61	.393	5-18	.278	9-12	.750	12-25	37	18	0	15	9	10	3	25	37	0	18	26	10	13	13
M14 TOLEDO (NIT, W)	80	32-73	.438	8-24	.333	8-13	.615	12-17	29	14	0	13	4	6	3	42	38	0	14	40	9	13	13
M18 at #2 Vanderbilt (NIT)																							
M [if win] vs. NIT Quarterfinal																							
M28 [if win] vs. NIT Semifinal																							
M30 [if win] vs. NIT Championship																							

ALL GAMES	G	TP	FG	FGA	PCT.	3FG	3FA	PCT.	FT	FTA	PCT.	O	D	REB	F	DQ	A	TO	STL	BLK	1st	2nd	OT	TO	PNT	2ND	FB	BN
Overall	33	2,299	860	2,023	42.5%	217	680	31.9%	364	533	68.3%	325	852	1,177	561	11	391	331	174	86	1,094	1,152	55	331	1,048	296	253	512
Home	16	1,076	412	1,006	41.0%	103	357	28.9%	149	206	72.3%	157	399	556	285	8	173	165	73	35	504	558	14	156	508	141	84	260
Away	10	698	254	600	42.3%	63	192	32.8%	129	185	69.7%	103	265	368	149	1	129	91	59	30	322	337	41	103	326	97	93	158
Neutral	7	525	194	417	46.5%	51	131	38.9%	86	142	60.6%	65	188	253	127	2	89	75	42	21	268	257	0	72	214	58	76	94

BIG TEN	G	TP	FG	FGA	PCT.	3FG	3FA	PCT.	FT	FTA	PCT.	O	D	REB	F	DQ	A	TO	STL	BLK	1st	2nd	OT	TO	PNT	2ND	FB	BN
Overall	20	1,376	510	1,201	42.5%	123	387	31.8%	235	330	71.2%	176	506	682	331	6	229	190	102	54	638	688	52	206	652	163	151	0
Home	10	678	256	601	42.6%	60	195	30.8%	106	145	73.1%	73	241	314	182	5	100	99	43	24	316	351	11	103	326	66	58	153
Away	10	698	254	600	42.3%	63	192	32.8%	129	185	69.7%	103	265	368	149	1	129	91	59	30	322	337	41	103	326	97	93	158
Neutral	0	0	0	0	0.0%	0	0	0.0%	0	0	0.0%	0	0	0	0	0	0	0	0	0	0	0	0	0	0	0	0	0

MONTH	G	TP	FG	FGA	PCT.	3FG	3FA	PCT.	FT	FTA	PCT.	O	D	REB	F	DQ	A	TO	STL	BLK	1st	2nd	OT	TO	PNT	2ND	FB	BN
November	7	490	184	441	41.7%	50	15																					



Michigan | The Last Time (Individual)

Team Rankings	Information	Date
U-M was in Top 25	Associated Press (20th) & USA Today Coaches Poll (21st)	November 14, 2022
U-M was ranked No. 1	Associated Press (1st) & USA Today Coaches Poll (2nd)	January 28, 2013
Defeated a Top 25 team	#23 Ohio State, 75-69, at Value City Arena (Columbus, Ohio)	March 6, 2022
Lost to a Top 25 team	at #15 Indiana, 75-73, at Simon Skjodt Assembly Hall (Bloomington, Ind.)	March 5, 2023
Played the No. 1 team	at #1 Louisville, 58-43, at KFC Yum! Center (Louisville, Ky.); ACC/Big Ten Challenge	December 3, 2019
Defeated the No. 1 team	#1 Duke, 81-73, in Crisler Center (Ann Arbor)	December 14, 1997
Top 5 win at home	#3 Purdue, 82-58, in Crisler Center (Ann Arbor)	February 10, 2022
Top 10 win at home	#3 Purdue, 82-58, in Crisler Center (Ann Arbor)	February 10, 2022
Top 25 win at home	#9 Iowa, 79-57, in Crisler Center (Ann Arbor)	February 25, 2021
Top 5 win on road	#4 Ohio State, 92-87, at Value City Arena (Columbus, Ohio)	February 21, 2021
Top 10 win on road	#4 Ohio State, 92-87, at Value City Arena (Columbus, Ohio)	February 21, 2021
Top 25 win on road	#23 Ohio State, 75-69, at Value City Arena (Columbus, Ohio)	March 6, 2022

Team Points	Total	Game	Date
More than 120 points	128	Purdue (W, 128-94) at Yost Arena (Ann Arbor)	February 19, 1966
More than 110 points	111	Houston Baptist (W, 111-68) at Crisler Center (Ann Arbor)	November 22, 2019
More than 100 points	102	at Nebraska (W, 102-67) at Pinnacle Bank Arena (Lincoln)	December 7, 2021
More than 90 points	90	Toledo (W, 90-80) at Crisler Center (Ann Arbor; NIT First Round)	March 14, 2023
Less than 50 points	49	vs. UCLA (L, 51-49; NCAA Elite Eight)	March 30, 2021
Less than 40 points	34	vs. Wisconsin (L, 51-34; Big Ten Tournament)	March 14, 2008

Overtime / Last Second	Information	Date
Won in OT	Won in OT (87-79) vs. Wisconsin in Crisler Center (Ann Arbor)	February 26, 2023
Won in 2OT	Won in 2OTs (84-78) vs. Purdue in Crisler Center (Ann Arbor)	January 9, 2020
Won in 3OT	Won in 3OTs (69-67) vs. Iowa in Crisler Center (Ann Arbor)	January 19, 1985
Won in 4OT	has not happened	
Lost in OT	Lost in OT (75-73) at Indiana in Simon Skjodt Assembly Hall (Bloomington)	March 5, 2023
Lost in 2OT	Lost in 2OTs (91-87) at Illinois in State Farm Center (Champaign)	March 2, 2023
Lost in 3OT	Lost in 3OTs (80-77) vs. Purdue in Crisler Center (Ann Arbor)	January 27, 1983
Lost in 4OT	Lost in 4OTs (75-66) at Illinois in Assembly Hall (Champaign, Ill.)	February 28, 1984
Won at the buzzer	U-M defeated Minnesota (59-57) on a Charles Matthews baseline jumper after offensive board on Ignas Brazdeikis miss (0.8)	January 22, 2019
Lost at the buzzer	U-M lost at Northwestern (67-65) on a Dererk Pardon court-length catch & quick flip basket on baseline (1.7)	March 1, 2017

Team Scoring	Information	Date
Double Figures (6)	Howard (22), Dickinson (16), McDaniel (14), Bufkin (13), Baker (11), Williams II (10) vs. Nebraska in Crisler Center (Ann Arbor)	February 8, 2023
Double Figures (5)	McDaniel (18), Bufkin (17), Dickinson (14), Howard (10), Baker (10) vs. Michigan State in Crisler Center (Ann Arbor)	February 18, 2023
Double Figures (4)	Bufkin (23), Baker (21), Dickinson (19), McDaniel (16), Toledo (W, 90-80) at Crisler Center (Ann Arbor; NIT First Round)	March 14, 2023
Double Figures (3)	Dickinson (13), Bufkin (23), Howard (15) at Illinois in State Farm Center (Champaign)	March 2, 2023
Double Figures (Starting Five)	Howard (22), Dickinson (16), McDaniel (14), Bufkin (13), Williams II (10) vs. Nebraska in Crisler Center (Ann Arbor)	February 8, 2023
(2x) 20 or more points	Kobe Bufkin (23) & Joey Baker (21), Toledo (W, 90-80) at Crisler Center (Ann Arbor; NIT First Round)	March 14, 2023
(3x) 20 or more points	Kobe Bufkin (28), Hunter Dickinson (23), Dug McDaniel (20) vs. Wisconsin in Crisler Center (Ann Arbor)	February 26, 2023
(2x) 30 or more points	Jalen Rose (33) & Juwn Howard (32) at Northwestern in Welsh-Ryan Arena (Evanston, Ill.)	March 12, 1994

Scoring	Total	Information	Date
40 or more points	40	Glen Rice vs. Minnesota in Crisler Center (Ann Arbor)	January 9, 1988
30 or more points	31	Hunter Dickinson at Illinois in State Farm Center (Champaign)	March 2, 2023
20 or more points	23 & 21	Kobe Bufkin (23) & Joey Baker (21), Toledo (W, 90-80) at Crisler Center (Ann Arbor; NIT First Round)	March 14, 2023

Rebounds	Total	Information	Date
20 or more rebounds	20	DeShawn Sims vs. Florida Gulf Coast in Crisler Center (Ann Arbor)	December 22, 2008
15 or more rebounds	16	Hunter Dickinson at Illinois in State Farm Center (Champaign)	March 2, 2023
10 or more rebounds	14	Hunter Dickinson at Indiana in Simon Skjodt Assembly Hall (Bloomington)	March 5, 2023

Assists	Total	Information	Date
15 or more assists	15	Mike Smith vs. Maryland in Lucas Oil Stadium (Indianapolis, Ind.); Big Ten Tournament	March 12, 2021
10 or more assists	10	DeVante' Jones vs. #15 Illinois in Crisler Center (Ann Arbor)	February 27, 2022
Five or more assists	8 & 5	Dug McDaniel (8) & Kobe Bufkin (5), Toledo (W, 90-80) at Crisler Center (Ann Arbor; NIT First Round)	March 14, 2023

Blocks	Total	Information	Date
10 or more blocks	10	Roy Tarpley vs. Florida Southern in Crisler Center (Ann Arbor)	December 7, 1985
Five or more blocks	5	Hunter Dickinson at Indiana in Simon Skjodt Assembly Hall (Bloomington)	March 5, 2023

Steals	Total	Information	Date
10 or more steals	-	has yet to happen	
Five or more steals	5	Dug McDaniel at Rutgers in Jersey Mike's Arena (Piscataway)	February 23, 2023

Double-Double	Total	Information	Date
Double-Double (PTS-REB)	24P, 14R	Hunter Dickinson at Indiana in Simon Skjodt Assembly Hall (Bloomington)	March 5, 2023
Double-Double (PTS-AST)	25P, 10A	DeVante' Jones vs. #15 Illinois in Crisler Center (Ann Arbor)	February 27, 2022
Double-Double (PTS-BLK)	19P, 10B	Roy Tarpley vs. Florida Southern in Crisler Center (Ann Arbor)	December 7, 1985
(multiple) Double-Doubles	2x	Hunter Dickinson (13P, 11R) & DeVante' Jones (25P, 10A) vs. #15 Illinois in Crisler Center (Ann Arbor)	February 27, 2022

Triple-Double	Total	Information	Date
Triple-Double (PTS-REB-AST)	24P, 10R, 10A	Gary Grant vs. #2 North Carolina in Charlotte Coliseum (Charlotte, N.C.); NCAA Second Round	March 14, 1987
	18P, 13R, 10A	Manny Harris vs. Northern Michigan in Crisler Center (Ann Arbor)	November 14, 2009
	12P, 10R, 11A	Darius Morris vs. Iowa in Crisler Center (Ann Arbor)	January 30, 2011
	13P, 10R, 10A	Caris LeVert vs. Northern Kentucky in Crisler Center (Ann Arbor)	December 15, 2015
	10P, 11R, 13A	Derrick Walton Jr. vs. Youngstown State in Crisler Center (Ann Arbor)	December 19, 2015
	11P, 10R, 12A	Zavier Simpson vs. Ohio State in Crisler Center (Ann Arbor)	January 29, 2019

M Michigan | The Last Time (Team)

Field Goals	Total	Game	Date
More than 40 field goals	43	Houston Baptist (Crisler Center)	November 22, 2019
More than 30 field goals	32	Toledo (W, 90-80) at Crisler Center (Ann Arbor; NIT First Round)	March 14, 2023
Less than 20 field goals	16	vs. Rutgers in the United Center (Chicago), Big Ten Tournament	March 9, 2023
More than 70 attempts	70	at Illinois (State Farm Center)	March 2, 2023
More than 60 attempts	63	at Indiana (Simon Skjodt Assembly Hall)	March 5, 2023
Less than 40 attempts	38	Tarleton State (Crisler Center)	November 24, 2021
Shot better than 60%	61.9% (39-for-63)	vs. Texas A&M (Staples Center; NCAA Sweet 16)	March 22, 2018
Shot better than 50%	58.2% (32-for-55)	Toledo (W, 90-80) at Crisler Center (Ann Arbor; NIT First Round)	March 14, 2023
Shot less than 30%	25.9% (15-for-58)	at #1 Louisville (KFC, Yum! Yum! Center; ACC/Big Ten Challenge)	December 3, 2019
Three-Point Field Goals	Total	Game	Date
More than 15 three-pointers	15	at Nebraska (Pinnacle Bank Arena)	December 7, 2021
More than 10 three-pointers	13	Toledo (W, 90-80) at Crisler Center (Ann Arbor; NIT First Round)	March 14, 2023
Less than five three-pointers	2	Minnesota (Crisler Center)	January 22, 2023
Did not make three-pointer	0	vs. Arizona (Roman Main Event)	November 22, 2021
More than 30 attempts	31	at Iowa (Carver-Hawkeye Arena)	January 12, 2023
More than 20 attempts	23	Toledo (W, 90-80) at Crisler Center (Ann Arbor; NIT First Round)	March 14, 2023
Less than 10 attempts	7	#4 Illinois (Crisler Center)	March 2, 2021
Shot over 50% on three-pointers	56.4% (13-for-23)	Toledo (W, 90-80) at Crisler Center (Ann Arbor; NIT First Round)	March 14, 2023
Shot over 40% on three-pointers	56.4% (13-for-23)	Toledo (W, 90-80) at Crisler Center (Ann Arbor; NIT First Round)	March 14, 2023
Shot less than 25% on three-pointers	25.0% (5-for-20)	Indiana (Crisler Center)	February 11, 2023
Free Throws	Total	Game	Date
More than 30 free throws	34	Iowa (Crisler Center)	February 14, 2001
More than 20 free throws	22	vs. Wisconsin (Crisler Center)	February 26, 2023
Less than 10 free throws	7	at Rutgers (Jersey Mike's Arena)	February 23, 2023
Less than five free throws	4	at Maryland (Xfinity Center)	January 19, 2023
More than 30 attempts	40	vs. Eastern Michigan (Little Caesars Arena)	November 11, 2022
More than 20 attempts	24	at Illinois (State Farm Center)	March 2, 2023
Less than 10 attempts	8	at Penn State (Bryce Jordan Center)	January 29, 2023
Less than five attempts	4	Wisconsin (Crisler Center)	January 12, 2021
Shot 100 percent	100% (11-for-11)	at #23 Ohio State (Value City Arena)	March 6, 2022
Shot more than 90 percent	90.5% (19-for-21)	vs. Indiana (Gainbridge Fieldhouse; Big Ten Tournament)	March 10, 2022
Shot less than 50 percent	50.0% (4-for-8)	at Maryland (Xfinity Center)	January 19, 2023
Rebounds	Total	Game	Date
More than 50 rebounds	54 (15 off; 39 def)	at Nebraska (Pinnacle Bank Arena)	December 7, 2021
More than 40 rebounds	45 (13 off; 32 def)	at Indiana (Simon Skjodt Assembly Hall)	March 5, 2023
Less than 25 rebounds	22 (3 off; 19 def)	at #4 Purdue (Mackey Arena)	February 5, 2022
Less than 20 rebounds	17 (4 off; 13 def)	at Illinois (State Farm Center)	January 11, 2017
More than 15 offensive boards	16	at #10 Michigan State (Breslin Center)	January 29, 2022
More than 10 offensive boards	13	at Indiana (Simon Skjodt Assembly Hall)	March 5, 2023
Less than five offensive boards	5	Indiana (Crisler Center)	February 11, 2023
More than 30 defensive boards	33	Toledo (W, 90-80) at Crisler Center (Ann Arbor; NIT First Round)	March 14, 2023
More than 25 defensive boards	33	Toledo (W, 90-80) at Crisler Center (Ann Arbor; NIT First Round)	March 14, 2023
Less than 20 defensive boards	19	Purdue (Crisler Center)	January 26, 2023
Fouls	Total	Game	Date
More than 20 fouls	25	at Illinois (State Farm Center)	March 2, 2023
More than 15 fouls	15	Toledo (W, 90-80) at Crisler Center (Ann Arbor; NIT First Round)	March 14, 2023
Less than 10 fouls	8	at Penn State (Bryce Jordan Center)	January 29, 2023
Less than five fouls	4	Binghamton (Crisler Center)	December 11, 2012
Assists	Total	Game	Date
More than 20 assists	21	at Northwestern (Welsh-Ryan Arena)	February 2, 2023
More than 15 assists	18	Toledo (W, 90-80) at Crisler Center (Ann Arbor; NIT First Round)	March 14, 2023
Less than 10 assists	8	at Illinois (State Farm Center)	March 2, 2023
Less than five assists	4	#4 Illinois (Crisler Center)	March 2, 2021
Turnovers	Total	Game	Date
More than 20 turnovers	21	Tarleton State (Crisler Center)	November 24, 2021
More than 15 turnovers	18	Northwestern (Crisler Center)	January 15, 2023
Less than 10 turnovers	9	Michigan State (Crisler Center)	February 18, 2023
Less than five turnovers	3	Penn State (Crisler Center)	January 4, 2023
Blocks	Total	Game	Date
More than 10 blocks	13	Jackson State (Crisler Center)	November 23, 2022
More than five blocks	6	at Indiana (Simon Skjodt Assembly Hall)	March 5, 2023
Less than five blocks	4	Toledo (W, 90-80) at Crisler Center (Ann Arbor; NIT First Round)	March 14, 2023
Did not have a block	0	vs. Arizona State (Barclays Center; Legends Classic)	November 17, 2022
Steals	Total	Game	Date
More than 10 steals	11	at Rutgers (Jersey Mike's Arena)	February 23, 2023
More than five steals	11	at Rutgers (Jersey Mike's Arena)	February 23, 2023
Less than five steals	1	Toledo (W, 90-80) at Crisler Center (Ann Arbor; NIT First Round)	March 14, 2023
Did not have a steal	0	Minnesota (Crisler Center)	December 11, 2021

M Opponents | The Last Time (Individual)

Points	Total	Game	Date
More than 120 points	149	Loyola-Marymount vs. U-M (L, 149-115; NCAA Second Round)	March 18, 1990
More than 110 points	114	Michigan State vs. U-M (L, 114-63)	December 30, 1993
More than 100 points	102	UCLA vs. U-M (L, 102-84)	December 10, 2016
More than 90 points	91	Illinois vs. U-M (W, 91-87, 2OT)	March 2, 2023
Less than 50 points	45	Rutgers vs. U-M (L, 58-45)	February 23, 2023
Less than 40 points	37	Holy Cross at U-M (W, 56-37)	November 10, 2018

Overtime / Last Second	Information	Date
Won in OT	Indiana won in OT (75-73) in Simon Skjodt Assembly Hall (Bloomington)	March 5, 2023
Won in 2OT	Illinois won in 2OT (91-87) in State Farm Center (Champaign)	March 2, 2023
Won in 3OT	Purdue won in 3OTs (80-77) at U-M (Crisler Center)	January 27, 1983
Won in 4OT	Illinois won in 4OTs (75-66) (Assembly Hall)	February 28, 1984
Lost in OT	Wisconsin lost in OT (87-79) at U-M (Crisler Center)	February 26, 2023
Lost in 2OT	Purdue lost in 2OTs (84-78) at U-M (Crisler Center)	January 9, 2020
Lost in 3OT	Iowa lost in 3OTs (69-67) at U-M (Crisler Center)	Jan. 19, 1985
Lost in 4OT	has not happened	
Won at the buzzer	Northwestern won (67-65) on a Derek Pardon court-length catch & quick flip basket on baseline (1.7) in Evanston	March 1, 2017
Lost at the buzzer	Minnesota (59-57) lost after a Charles Matthews baseline jumper after offensive board on Ignas Brazdeikis miss (0.8)	January 22, 2019

Team Scoring	Information	Date
Double Figures (5)	Minnesota: Cooper (16), Payne (15), Garcia (13), Battle (11), Ola-Joseph (11) vs. U-M (Williams Arena)	December 8, 2022
Double Figures (4)	Toledo: Millner Jr. (19), Shumate (18), Moss (15), Dennis (13) at U-M (Crisler Center; NIT First Round)	March 14, 2023
Double Figures (3)	Indiana: Jackson-Davis (27), Thompson (16), Hood-Schifino (13) vs. U-M (Simon Skjodt Assembly Hall)	March 5, 2023
Double Figures (Starting Five)	Kentucky: Toppin (14), Wallace (14), Tshiebwe (13), Wheeler (11), Reeves (11) vs. U-M (Spectrum Center; London Showcase)	December 4, 2022
(2x) 20 or more points	Illinois: Mayer (24), Shannon Jr (21) vs. U-M (State Farm Center)	March 2, 2023
(3x) 20 or more points	Iowa: Garza (33), Frederick (21), Weiskamp (20) at U-M (Carver-Hawkeye Arena)	January 17, 2020

Scoring	Total	Information	Date
40 or more points	44	Luka Garza (Iowa) at U-M (Crisler Center)	December 6, 2019
30 or more points	30	Ermoni Bates (Eastern Michigan) vs. U-M (Little Caesars Arena)	November 11, 2022
20 or more points	27	Trayce Jackson-Davis (Indiana) vs. U-M (Simon Skjodt Assembly Hall)	March 5, 2023

Rebounds	Total	Information	Date
20 or more rebounds	20	Trevion Williams (Purdue) at U-M (Crisler Center)	January 9, 2020
15 or more rebounds	15	Evan Boudreaux (Purdue) vs. U-M (Mackey Arena)	February 22, 2020
10 or more rebounds	10	Race Thompson (Indiana) vs. U-M (Simon Skjodt Assembly Hall)	March 5, 2023

Assists	Total	Information	Date
15 or more assists	20	Mateen Cleaves (Michigan State) vs. U-M (Breslin Center)	March 4, 2001
10 or more assists	10	A.J. Hoggard (Michigan State) vs. U-M (Breslin Center)	January 29, 2022
Five or more assists	8	RayJ Dennis at U-M (Crisler Center; NIT First Round)	March 14, 2023

Blocks	Total	Information	Date
10 or more blocks	-	has yet to happen	
Five or more blocks	6	Xavier Tillman (Michigan State) vs. U-M (Breslin Center)	January 5, 2020

Steals	Total	Information	Date
10 or more steals	-	has yet to happen	
Five or more steals	5	Chase Audige (Northwestern) at U-M (Crisler Center)	January 15, 2023

Double-Double	Total	Information	Date
Double-Double (PTS-REB)	16P, 10R	Race Thompson (Indiana) vs. U-M (Simon Skjodt Assembly Hall)	March 5, 2023
Double-Double (PTS-AST)	11P, 10A	A.J. Hoggard (Michigan State) vs. U-M (Breslin Center)	January 29, 2022
Double-Double (PTS-BLK)	-	has yet to happen	
(multiple) Double-Doubles	2x	Louisville: J. Nwora (22P, 12R) & S. Enoch (13P, 10R) vs. U-M (KFC Yum Center; ACC/Big Ten Challenge)	December 3, 2019

Triple Double	Total	Information	Date
Triple-Double (PTS-REB-AST)	-	has yet to happen	

M Opponents | The Last Time (Team)

Field Goals	Total	Game	Date
More than 40 field goals	44	Michigan State vs. U-M (Breslin Center)	March 4, 2000
More than 30 field goals	32	Toledo at U-M (Crisler Center; NIT First Round)	March 14, 2023
Less than 20 field goals	18	Rutgers vs. U-M (Jersey Mike's Arena)	February 23, 2023
More than 70 attempts	73	Toledo at U-M (Crisler Center; NIT First Round)	March 14, 2023
More than 60 attempts	73	Toledo at U-M (Crisler Center; NIT First Round)	March 14, 2023
Less than 40 attempts	40	Minnesota vs. U-M (Williams Arena)	March 7, 2009
Shot better than 60%	60.4% (32-for-53)	Arizona State vs. U-M (Barclays Center; Legends Classic)	November 17, 2022
Shot better than 50%	54.4% (31-for-57)	Penn State vs. U-M (Bryce Jordan Center)	January 29, 2023
Shot less than 30%	26.5 (18-for-68)	Maryland at U-M (Crisler Center)	January 1, 2023
Three-Point Field Goals	Total	Game	Date
More than 15 three-pointers	15	UCLA vs. U-M (Pauley Pavilion)	December 10, 2016
More than 10 three-pointers	13	Penn State vs. U-M (Bryce Jordan Center)	January 29, 2023
Less than five three-pointers	4	Rutgers vs. U-M (Jersey Mike's Arena)	February 23, 2023
Did not make three-pointer	0	Michigan State at U-M (Breslin Center)	March 4, 2021
More than 30 attempts	30	Penn State vs. U-M (Bryce Jordan Center)	January 29, 2023
More than 20 attempts	24	Toledo at U-M (Crisler Center; NIT First Round)	March 14, 2023
Less than 10 attempts	6	Indiana at U-M (Crisler Center)	February 11, 2023
Shot over 50% on three-pointers	60.0% (9-for-15)	Kentucky vs. U-M (O2 Arena; London Showcase)	December 4, 2022
Shot over 40% on three-pointers	43.3% (13-for-30)	Penn State vs. U-M (Bryce Jordan Center)	January 29, 2023
Shot less than 25% on three-pointers	15.8% (3-for-19)	Northwestern vs. (Welsh-Ryan Arena)	February 2, 2023
Free Throws	Total	Game	Date
More than 30 free throws	31	Illinois vs. U-M (Assembly Hall)	February 9, 2000
More than 20 free throws	26	Illinois vs. U-M (State Farm Center)	March 2, 2023
Less than 10 free throws	8	Toledo at U-M (Crisler Center; NIT First Round)	March 14, 2023
Less than five free throws	4	Minnesota at U-M (Crisler Center)	January 22, 2023
More than 30 attempts	34	Illinois vs. U-M (State Farm Center)	March 2, 2023
More than 20 attempts	21	Indiana vs. U-M (Simon Skjodt Assembly Hall)	March 5, 2023
Less than 10 attempts	7	Minnesota at U-M (Crisler Center)	January 22, 2023
Less than five attempts	3	North Carolina at U-M (Crisler Center; ACC/Big Ten Challenge)	December 1, 2021
Shot 100 percent (min. 10 attp)	100% (11-for-11)	Central Florida at U-M (Crisler Center)	December 6, 2020
Shot more than 90 percent	91.7% (11-for-12)	Wisconsin at U-M (Crisler Center)	February 26, 2023
Shot less than 50 percent	31.3% (5-for-16)	Rutgers vs. U-M (Jersey Mike's Arena)	February 23, 2023
Rebounds	Total	Game	Date
More than 50 rebounds	51 (26 off; 25 def)	Rutgers vs. U-M (MSG; B1G Super Saturday)	February 1, 2020
More than 40 rebounds	45 (12 off; 33 def)	Illinois vs. U-M (State Farm Center)	March 2, 2023
Less than 25 rebounds	23 (6 off; 18 def)	Nebraska vs. U-M (Crisler Center)	February 8, 2023
Less than 20 rebounds	20 (6 off; 14 def)	Maryland at U-M (Crisler Center)	January 18, 2022
More than 20 offensive boards	20	Purdue vs. U-M (Crisler Center)	January 22, 2021
More than 15 offensive boards	15	Wisconsin vs. U-M (Kohl Center)	February 14, 2023
More than 10 offensive boards	12	Toledo at U-M (Crisler Center; NIT First Round)	March 14, 2023
Less than five offensive boards	4	Wisconsin vs. U-M (Kohl Center)	February 20, 2022
More than 30 defensive boards	33	Illinois vs. U-M (State Farm Center)	March 2, 2023
More than 25 defensive boards	29	Indiana vs. U-M (Simon Skjodt Assembly Hall)	March 5, 2023
Less than 20 defensive boards	17	Toledo at U-M (Crisler Center; NIT First Round)	March 14, 2023
Less than 15 defensive boards	14	Maryland at U-M (Crisler Center)	January 18, 2022
Fouls	Total	Game	Date
More than 20 fouls	21	Michigan State at U-M (Crisler Center)	February 18, 2023
More than 15 fouls	18	vs. Rutgers in the United Center (Chicago), Big Ten Tournament	March 9, 2023
Less than 10 fouls	6	Maryland vs. U-M (Xfinity Center)	January 19, 2023
Less than five fouls	5	Wisconsin vs. U-M (United Center; Big Ten Tournament)	March 13, 2015
Assists	Total	Game	Date
More than 20 assists	20	Rutgers vs. U-M (The RAC)	January 4, 2022
More than 15 assists	18	Iowa vs. U-M (Carver-Hawkeye Arena)	January 12, 2023
Less than 10 assists	9	Illinois vs. U-M (State Farm Center)	March 2, 2023
Less than five assists	2	Minnesota at U-M (Crisler Center)	December 11, 2021
Turnovers	Total	Game	Date
More than 20 turnovers	22	Nebraska at U-M (Crisler Center)	March 5, 2020
More than 15 turnovers	16	Minnesota vs. U-M (Williams Arena)	December 8, 2022
Less than 10 turnovers	4	Toledo at U-M (Crisler Center; NIT First Round)	March 14, 2023
Less than five turnovers	4	Toledo at U-M (Crisler Center; NIT First Round)	March 14, 2023
Blocks	Total	Game	Date
More than 10 blocks	12	Michigan State vs. U-M (Breslin Center)	January 6, 2020
More than five blocks	6	Iowa vs. U-M (Carver-Hawkeye Arena)	January 12, 2023
Less than five blocks	3	Toledo at U-M (Crisler Center; NIT First Round)	March 14, 2023
Did not have a block	0	Wisconsin vs. U-M (Kohl Center)	February 14, 2023
Steals	Total	Game	Date
More than 10 steals	11	Northwestern at U-M (Crisler Center)	January 15, 2023
More than five steals	6	Toledo at U-M (Crisler Center; NIT First Round)	March 14, 2023
Less than five steals	4	vs. Rutgers in the United Center (Chicago), Big Ten Tournament	March 9, 2023
Did not have a steal	0	Ohio State vs. U-M (Lucas Oil Stadium; Big Ten Tournament)	March 13, 2021



2022-23 Michigan Men's Basketball Combined Team Statistics In Conference games

Game Records

Record	Overall	Home	Away	Neutral
ALL GAMES	11-9	8-2	3-7	0-0
CONFERENCE	11-9	8-2	3-7	0-0
NON-CONFERENCE	0-0	0-0	0-0	0-0

Score by Periods

Team	1st	2nd	OT	TOT
Michigan	687	736	45	1468
Opponents	638	688	52	1378

Team Box Score

No.	Player	Total					3-Point			F-Throw		Rebounds			PF	DQ	A	TO	BLK	STL	PTS	AVG
		GP-GS	MIN	AVG	FG-FGA	FG%	3FG-3FGA	3FG%	FT-FTA	FT%	OFF	DEF	TOT	AVG								
1	DICKINSON, Hunter	20-20	666:32	33.3	143-250	.572	18-40	.450	67-92	.728	48	138	186	9.3	39	0	35	43	34	9	371	18.6
2	BUFKIN, Kobe	20-20	702:45	35.1	114-232	.491	26-70	.371	39-47	.830	16	76	92	4.6	51	2	59	38	12	27	293	14.7
13	HOWARD, Jett	17-17	537:17	31.6	76-198	.384	46-127	.362	38-44	.864	3	50	53	3.1	35	1	31	25	7	3	236	13.9
0	MCDANIEL, Dug	20-20	714:58	35.7	71-182	.390	23-65	.354	35-47	.745	5	59	64	3.2	22	0	79	29	1	28	200	10.0
5	WILLIAMS II, Terrance	18-14	444:41	24.7	35-84	.417	6-30	.200	24-30	.800	27	74	101	5.6	33	0	13	14	4	2	100	5.6
15	BAKER, Joey	20-3	338:32	16.9	35-101	.347	24-70	.343	15-21	.714	5	41	46	2.3	39	0	9	11	6	11	109	5.5
32	REED JR., Tarris	20-0	296:47	14.8	32-60	.533	0-0	.000	17-37	.459	33	57	90	4.5	45	1	1	23	21	12	81	4.1
42	TSCHEPPER, Will	17-6	213:02	12.5	19-34	.559	4-14	.286	6-11	.545	11	17	28	1.6	35	0	7	14	2	0	48	2.8
24	KHAYAT, Youssef	3-0	17:30	5.8	2-6	.333	2-5	.400	0-0	.000	0	1	1	0.3	4	0	1	1	0	0	6	2.0
23	GLENN III, Gregg	2-0	05:32	2.8	0-2	.000	0-0	.000	2-4	.500	0	2	2	1.0	1	0	0	0	0	2	2	1.0
25	HOWARD, Jace	17-0	118:17	7.0	6-19	.316	3-9	.333	2-7	.286	3	10	13	0.8	11	0	2	2	1	1	17	1.0
11	BARNES, Isaiah	8-0	51:39	6.5	2-8	.250	0-3	.000	1-1	1.000	3	5	8	1.0	2	0	0	1	1	0	5	0.6
45	SMITH, Cooper	3-0	06:13	2.1	0-0	.000	0-0	.000	0-0	.000	0	1	1	0.3	1	0	1	0	0	0	0	0.0
34	SELVALA, Jackson	3-0	05:43	1.9	0-1	.000	0-0	.000	0-0	.000	0	0	0	0.0	1	0	0	2	0	0	0	0.0
4	BURNS, Ian	2-0	05:32	2.8	0-1	.000	0-1	.000	0-0	.000	0	0	0	0.0	0	0	0	0	0	0	0	0.0
Team											26	29	55					7				
Total		20	4125		535-1178	.454	152-434	.350	246-341	.721	180	560	740	37.0	319	4	238	210	89	95	1468	73.4
Opponents		20	4125		510-1201	.425	123-387	.318	235-330	.712	176	506	682	34.1	330	7	229	190	55	102	1378	68.9

Team Statistics

	MICH	OPP
Scoring	1468	1378
Points per game	73.4	68.9
Scoring margin	+4.5	-
Field goals-att	535-1178	510-1201
Field goal pct	.454	.425
3 point fg-att	152-434	123-387
3-point FG pct	.350	.318
3-pt FG made per game	7.6	6.2
Free throws-att	246-341	235-330
Free throw pct	.721	.712
F-Throws made per game	12.3	11.8
Rebounds	740	682
Rebounds per game	37.0	34.1
Rebounding margin	+2.9	-
Assists	238	229
Assists per game	11.9	11.5
Turnovers	210	190
Turnovers per game	10.5	9.5
Turnover margin	-1.0	-
Assist/turnover ratio	1.1	1.2
Steals	95	102
Steals per game	4.8	5.1
Blocks	89	55
Blocks per game	4.5	2.8
Winning streak	0	-
Home win streak	2	-
Attendance	124408	123438
Home games-Avg/Game	10-12441	10-12344
Neutral site-Avg/Game	-	0-0

Team Results

Date	Opponent		Score	Att.
12/08/2022	at Minnesota	W	90-75	10004
01/01/2023	Maryland	W	81-46	12176
01/04/2023	Penn St.	W	79-69	12707
01/07/2023	at Michigan St.	L	53-59	14797
01/12/2023	at Iowa	Lot	84-93	11498
01/15/2023	Northwestern	W	85-78	12009
01/19/2023	at Maryland	L	58-64	12656
01/22/2023	Minnesota	W	60-56	12092
01/26/2023	Purdue	L	70-75	12707
01/29/2023	at Penn St.	L	61-83	12047
02/02/2023	at Northwestern	W	68-51	6234
02/05/2023	Ohio St.	W	77-69	12707
02/08/2023	Nebraska	W	93-72	11889
02/11/2023	Indiana	L	61-62	12707
02/14/2023	at Wisconsin	L	59-64	15436
02/18/2023	Michigan St.	W	84-72	12707
02/23/2023	at Rutgers	W	58-45	8000
02/26/2023	Wisconsin	Wot	87-79	12707
03/02/2023	at Illinois	Lot2	87-91	15544
03/05/2023	at Indiana	Lot	73-75	17222



2022-23 Michigan Men's Basketball Combined Team Statistics Specific games

Game Records

Record	Overall	Home	Away	Neutral
ALL GAMES	0-1	0-0	0-0	0-1
CONFERENCE	0-0	0-0	0-0	0-0
NON-CONFERENCE	0-1	0-0	0-0	0-1

Score by Periods

Team	1st	2nd	OT	TOT
Michigan	28	22	0	50
Opponents	25	37	0	62

Team Box Score

No.	Player				Total		3-Point		F-Throw		Rebounds											
		GP-GS	MIN	AVG	FG-FGA	FG%	3FG-3FGA	3FG%	FT-FTA	FT%	OFF	DEF	TOT	AVG	PF	DQ	A	TO	BLK	STL	PTS	AVG
1	DICKINSON, Hunter	1-1	38:29	38.5	8-17	.471	2-3	.667	6-9	.667	0	7	7	7.0	1	0	2	2	3	0	24	24.0
2	BUFKIN, Kobe	1-1	37:53	37.9	3-8	.375	1-3	.333	2-2	1.000	0	7	7	7.0	3	0	5	7	2	2	9	9.0
13	HOWARD, Jett	1-1	36:28	36.5	2-8	.250	2-7	.286	0-0	.000	0	3	3	3.0	3	0	2	1	0	1	6	6.0
15	BAKER, Joey	1-0	09:57	10.0	2-3	.667	1-2	.500	0-0	.000	0	1	1	1.0	1	0	0	0	0	0	5	5.0
5	WILLIAMS II, Terrance	1-0	16:44	16.7	1-4	.250	0-0	.000	1-2	.500	1	0	1	1.0	0	0	3	0	0	0	3	3.0
0	MCDANIEL, Dug	1-1	37:31	37.5	0-3	.000	0-1	.000	2-2	1.000	1	3	4	4.0	4	0	3	2	0	0	2	2.0
32	REED JR., Tarris	1-0	08:14	8.2	0-1	.000	0-0	.000	1-2	.500	1	1	2	2.0	1	0	0	0	0	1	1	1.0
25	HOWARD, Jace	1-0	01:57	2.0	0-0	.000	0-0	.000	0-0	.000	0	0	0	0.0	0	0	0	0	0	0	0	0.0
42	TSCHETTER, Will	1-1	12:47	12.8	0-2	.000	0-2	.000	0-0	.000	1	1	2	2.0	2	0	0	1	0	0	0	0.0
Team											3	3					1					
Total		1	200		16-46	.348	6-18	.333	12-17	.706	7	23	30	30.0	15	0	15	14	5	4	50	50.0
Opponents		1	200		24-61	.393	5-18	.278	9-12	.750	12	25	37	37.0	18	0	15	9	3	10	62	62.0

Team Statistics

	MICH	OPP
Scoring	50	62
Points per game	50.0	62.0
Scoring margin	-12.0	-
Field goals-att	16-46	24-61
Field goal pct	.348	.393
3 point fg-att	6-18	5-18
3-point FG pct	.333	.278
3-pt FG made per game	6.0	5.0
Free throws-att	12-17	9-12
Free throw pct	.706	.750
F-Throws made per game	12.0	9.0
Rebounds	30	37
Rebounds per game	30.0	37.0
Rebounding margin	-7.0	-
Assists	15	15
Assists per game	15.0	15.0
Turnovers	14	9
Turnovers per game	14.0	9.0
Turnover margin	-5.0	-
Assist/turnover ratio	1.1	1.7
Steals	4	10
Steals per game	4.0	10.0
Blocks	5	3
Blocks per game	5.0	3.0
Winning streak	0	-
Home win streak	0	-
Attendance	0	0
Home games-Avg/Game	0-0	0-0
Neutral site-Avg/Game	-	1-15537

Team Results

Date	Opponent	Score	Att.
03/09/2023	vs Rutgers	L 50-62	15537



2022-23 Michigan Men's Basketball Combined Team Statistics Specific games

Game Records

Record	Overall	Home	Away	Neutral
ALL GAMES	1-0	1-0	0-0	0-0
CONFERENCE	0-0	0-0	0-0	0-0
NON-CONFERENCE	1-0	1-0	0-0	0-0

Score by Periods

Team	1st	2nd	OT	TOT
Michigan	40	50	0	90
Opponents	42	38	0	80

Team Box Score

No.	Player				Total		3-Point		F-Throw		Rebounds											
		GP-GS	MIN	AVG	FG-FGA	FG%	3FG-3FGA	3FG%	FT-FTA	FT%	OFF	DEF	TOT	AVG	PF	DQ	A	TO	BLK	STL	PTS	AVG
2	BUFKIN, Kobe	1-1	38:33	38.6	8-13	.615	3-6	.500	4-4	1.000	1	7	8	8.0	3	0	5	4	0	1	23	23.0
15	BAKER, Joey	1-1	29:34	29.6	8-11	.727	5-7	.714	0-0	.000	0	4	4	4.0	2	0	1	2	0	0	21	21.0
1	DICKINSON, Hunter	1-1	35:09	35.2	8-12	.667	0-0	.000	3-6	.500	2	7	9	9.0	0	0	1	0	2	0	19	19.0
0	MCDANIEL, Dug	1-1	36:17	36.3	4-6	.667	4-6	.667	4-4	1.000	0	2	2	2.0	1	0	8	3	0	0	16	16.0
42	TSCHEPPER, Will	1-1	17:06	17.1	2-6	.333	1-2	.500	0-0	.000	1	2	3	3.0	1	0	3	1	0	0	5	5.0
5	WILLIAMS II, Terrance	1-0	22:54	22.9	2-4	.500	0-1	.000	0-0	.000	2	5	7	7.0	3	0	0	2	1	0	4	4.0
25	HOWARD, Jace	1-0	10:31	10.5	0-2	.000	0-1	.000	2-2	1.000	0	2	2	2.0	2	0	0	1	1	0	2	2.0
24	KHAYAT, Youssef	1-0	05:05	5.1	0-0	.000	0-0	.000	0-0	.000	0	0	0	0.0	3	0	0	0	0	0	0	0.0
32	REED JR., Tarris	1-0	04:51	4.9	0-1	.000	0-0	.000	0-0	.000	0	1	1	1.0	0	0	0	0	0	0	0	0.0
Team												3	3					1				
Total		1	200		32-55	.582	13-23	.565	13-16	.813	6	33	39	39.0	15	0	18	14	4	1	90	90.0
Opponents		1	200		32-73	.438	8-24	.333	8-13	.615	12	17	29	29.0	14	0	13	4	3	6	80	80.0

Team Statistics

	MICH	OPP
Scoring	90	80
Points per game	90.0	80.0
Scoring margin	+10.0	-
Field goals-att	32-55	32-73
Field goal pct	.582	.438
3 point fg-att	13-23	8-24
3-point FG pct	.565	.333
3-pt FG made per game	13.0	8.0
Free throws-att	13-16	8-13
Free throw pct	.813	.615
F-Throws made per game	13.0	8.0
Rebounds	39	29
Rebounds per game	39.0	29.0
Rebounding margin	+10.0	-
Assists	18	13
Assists per game	18.0	13.0
Turnovers	14	4
Turnovers per game	14.0	4.0
Turnover margin	-10.0	-
Assist/turnover ratio	1.3	3.3
Steals	1	6
Steals per game	1.0	6.0
Blocks	4	3
Blocks per game	4.0	3.0
Winning streak	1	-
Home win streak	1	-
Attendance	4521	0
Home games-Avg/Game	1-4521	0-0
Neutral site-Avg/Game	-	0-0

Team Results

Date	Opponent		Score	Att.
03/14/2023	Toledo	W	90-80	4521



**2022-23 Michigan Men's Basketball
Season/Career Statistics
All games**

Summary

Player	Season Statistics										Career Statistics									
	GP-GS	MIN/G	FG%	3FG%	FT%	R/G	A/G	STL	BLK	PTS/G	GP-GS	MIN/G	FG%	3FG%	FT%	R/G	A/G	STL	BLK	PTS/G
BAKER, Joey	33-4	16.0	.399	.402	.633	2.2	0.5	11	8	5.6	121-8	12.8	.395	.387	.740	1.4	0.5	46	22	4.5
BARNES, Isaiah	15-0	6.1	.313	.222	.800	1.1	0.1	0	1	1.1	17-0	5.6	.313	.222	.800	1.1	0.1	0	1	0.9
BUFKIN, Kobe	33-33	34.0	.482	.355	.849	4.5	2.9	43	23	14.0	61-33	23.2	.463	.325	.833	3.0	1.7	54	26	9.0
BURNS, Ian	3-0	2.3	.000	.000	.000	0.0	0.0	0	0	0.0	5-0	2.0	.000	.000	.000	0.0	0.2	0	0	0.0
DICKINSON, Hunter	33-33	32.6	.560	.436	.722	9.0	1.5	17	59	18.4	93-88	30.5	.570	.366	.751	8.3	1.6	41	148	17.2
GLENN III, Gregg	4-0	2.8	.400	.000	.500	1.5	0.5	3	0	1.5	4-0	2.8	.400	.000	.500	1.5	0.5	3	0	1.5
HOWARD, Jace	29-0	7.5	.387	.438	.462	0.9	0.1	1	2	1.3	54-0	5.8	.404	.360	.519	0.7	0.1	3	4	1.2
HOWARD, Jett	29-29	31.8	.414	.368	.800	2.8	2.0	12	19	14.2	29-29	31.8	.414	.368	.800	2.8	2.0	12	19	14.2
KHAYAT, Youssef	8-0	5.3	.300	.429	.000	0.4	0.1	0	0	1.1	8-0	5.3	.300	.429	.000	0.4	0.1	0	0	1.1
LLEWELLYN, Jaelin	8-8	26.4	.309	.185	.680	3.3	2.8	5	1	7.0	84-84	32.3	.393	.318	.715	3.8	2.5	64	16	13.3
MCDANIEL, Dug	33-25	30.4	.377	.348	.758	3.0	3.6	38	1	8.3	33-25	30.4	.377	.348	.758	3.0	3.6	38	1	8.3
REED JR., Tarris	33-0	12.5	.524	.000	.390	3.8	0.1	17	30	3.4	33-0	12.5	.524	.000	.390	3.8	0.1	17	30	3.4
SELVALA, Jackson	4-0	1.8	.000	.000	.000	0.3	0.0	0	0	0.0	4-0	1.8	.000	.000	.000	0.3	0.0	0	0	0.0
SMITH, Cooper	4-0	1.9	.000	.000	.000	0.3	0.3	0	0	0.0	4-0	1.9	.000	.000	.000	0.3	0.3	0	0	0.0
TSCHETTER, Will	26-8	10.7	.490	.250	.588	1.4	0.4	0	4	2.4	26-8	10.7	.490	.250	.588	1.4	0.4	0	4	2.4
WILLIAMS II, Terrance	31-25	26.2	.387	.250	.741	5.9	0.8	8	7	6.1	83-26	17.5	.407	.284	.721	3.6	0.6	16	10	4.5

Scoring

Player	Season Statistics								Career Statistics							
	FG-FGA	FG%	3FG-3FGA	3FG%	FT-FTA	FT%	PTS	PTS/G	FG-FGA	FG%	3FG-3FGA	3FG%	FT-FTA	FT%	PTS	PTS/G
BAKER, Joey	61-153	.399	43-107	.402	19-30	.633	184	5.6	185-468	.395	118-305	.387	57-77	.740	545	4.5
BARNES, Isaiah	5-16	.313	2-9	.222	4-5	.800	16	1.1	5-16	.313	2-9	.222	4-5	.800	16	0.9
BUFKIN, Kobe	173-359	.482	43-121	.355	73-86	.849	462	14.0	203-438	.463	51-157	.325	90-108	.833	547	9.0
BURNS, Ian	0-1	.000	0-1	.000	0-0	.000	0	0.0	0-2	.000	0-2	.000	0-0	.000	0	0.0
DICKINSON, Hunter	235-420	.560	24-55	.436	114-158	.722	608	18.4	631-1107	.570	45-123	.366	289-385	.751	1596	17.2
GLENN III, Gregg	2-5	.400	0-0	.000	2-4	.500	6	1.5	2-5	.400	0-0	.000	2-4	.500	6	1.5
HOWARD, Jace	12-31	.387	7-16	.438	6-13	.462	37	1.3	21-52	.404	9-25	.360	14-27	.519	65	1.2
HOWARD, Jett	137-331	.414	78-212	.368	60-75	.800	412	14.2	137-331	.414	78-212	.368	60-75	.800	412	14.2
KHAYAT, Youssef	3-10	.300	3-7	.429	0-0	.000	9	1.1	3-10	.300	3-7	.429	0-0	.000	9	1.1
LLEWELLYN, Jaelin	17-55	.309	5-27	.185	17-25	.680	56	7.0	408-1039	.393	141-444	.318	163-228	.715	1120	13.3
MCDANIEL, Dug	97-257	.377	31-89	.348	50-66	.758	275	8.3	97-257	.377	31-89	.348	50-66	.758	275	8.3
REED JR., Tarris	44-84	.524	0-0	.000	23-59	.390	111	3.4	44-84	.524	0-0	.000	23-59	.390	111	3.4
SELVALA, Jackson	0-1	.000	0-0	.000	0-0	.000	0	0.0	0-1	.000	0-0	.000	0-0	.000	0	0.0
SMITH, Cooper	0-1	.000	0-0	.000	0-0	.000	0	0.0	0-1	.000	0-0	.000	0-0	.000	0	0.0
TSCHETTER, Will	24-49	.490	5-20	.250	10-17	.588	63	2.4	24-49	.490	5-20	.250	10-17	.588	63	2.4
WILLIAMS II, Terrance	65-168	.387	17-68	.250	43-58	.741	190	6.1	129-317	.407	38-134	.284	80-111	.721	376	4.5



2022-23 Michigan Men's Basketball
Season/Career Statistics
All games

Totals

Player	Season Statistics									Career Statistics						
	O-REB	D-REB	TOTAL	PF	FO	A	TO	A/TO	O-REB	D-REB	TOTAL	PF	FO	A	TO	A/TO
BAKER, Joey	5	69	74	55	0	15	15	1.0	24	145	169	172	1	59	68	0.9
BARNES, Isaiah	6	11	17	2	0	1	3	0.3	6	12	18	2	0	1	3	0.3
BUFKIN, Kobe	25	124	149	80	4	96	64	1.5	34	147	181	104	4	104	79	1.3
BURNS, Ian	0	0	0	0	0	0	0	0.0	0	0	0	0	0	1	0	0.0
DICKINSON, Hunter	77	219	296	62	1	49	66	0.7	213	563	776	220	3	147	195	0.8
GLENN III, Gregg	2	4	6	3	0	2	0	0.0	2	4	6	3	0	2	0	0.0
HOWARD, Jace	7	18	25	27	0	4	7	0.6	11	25	36	47	0	7	14	0.5
HOWARD, Jett	8	74	82	64	2	59	37	1.6	8	74	82	64	2	59	37	1.6
KHAYAT, Youssef	2	1	3	7	0	1	2	0.5	2	1	3	7	0	1	2	0.5
LLEWELLYN, Jaelin	3	23	26	14	0	22	9	2.4	65	251	316	130	0	212	145	1.5
MCDANIEL, Dug	8	91	99	41	1	119	52	2.3	8	91	99	41	1	119	52	2.3
REED JR., Tarris	48	78	126	60	1	3	33	0.1	48	78	126	60	1	3	33	0.1
SELVALA, Jackson	0	1	1	1	0	0	2	0.0	0	1	1	1	0	0	2	0.0
SMITH, Cooper	0	1	1	1	0	1	0	0.0	0	1	1	1	0	1	0	0.0
TSCHETTER, Will	14	22	36	42	0	10	17	0.6	14	22	36	42	0	10	17	0.6
WILLIAMS II, Terrance	49	134	183	53	0	26	25	1.0	77	225	302	112	0	50	49	1.0