

YALE BASKETBALL



Strategic Communications
Box 208216
New Haven, CT 06520-8216

Basketball Contact: Tim Bennett
(203) 432-1457, phone
(203) 376-6203, cell

2022-23 SCHEDULE

Nov. 7	SARAH LAWRENCE	W, 96-41
11	vs. E. Washington	W, 74-60
13	vs. Miss. Valley State	W, 80-51
14	at Hawaii	W, 62-59
20	JOHN JAY	W, 112-55
22	VERMONT	W, 73-44
27	at Colorado	L, 62-65
30	HOWARD	W, 86-40
Dec. 3	at Stony Brook	W, 77-72
6	at Butler	L, 61-71
10	at Kentucky	L, 59-69
12	at Fairfield	W, 77-64
22	at Monmouth	W, 76-44
31	at Columbia	L, 60-62
Jan. 6	DARTMOUTH	L, 77-81
7	HARVARD	W, 58-54
13	at Cornell	L, 82-94
16	BROWN	W, 81-78
21	PENN	W, 70-63
28	PRINCETON	W, 87-65
Feb. 3	at Harvard	W, 68-57
4	at Dartmouth	W, 72-53
11	COLUMBIA	W, 99-68
17	at Penn	L, 64-66
18	at Princeton	W, 93-83 OT
25	CORNELL	W, 76-58
Mar. 4	at Brown	W, 84-75

IVY LEAGUE TOURNAMENT

11	vs. Cornell	W, 80-60
12	at Princeton	L, 65-74

NIT

14	at Vanderbilt	9 p.m. EDT
----	---------------	------------

YALE at VANDERBILT

NIT First Round



Tues., Mar. 14, 2023 - 9 p.m. EDT

Memorial Gymnasium

Nashville, Tenn.

TV: ESPNU



YALE TALE

It's been more than 20 years since the Yale men's basketball team played in its first and only National Invitational Tournament. It was a memorable experience as the Bulldogs upset Rutgers in the first round, the first post season victory in school history, and then hosted Tennessee Tech in the second round, playing at the old New Haven Coliseum in front of the largest home crowd ever to watch a Yale game. Yale hopes to make more memories this year, and the journey starts on Tuesday when the Bulldogs face Vanderbilt in the first round of the 2023 NIT. Tipoff is slated for 9 p.m. EDT, and the game will be televised on ESPNU.

Since that first appearance, Yale has been a more frequent participant in the NCAA Tournament. The Bulldogs were the Ivy League's representative in each of the last three seasons, including in 2020 when the tournament was canceled due to the pandemic. In all, Yale has earned four automatic bids since 2016 when the Bulldogs upset Baylor in the first round, the first NCAA victory in school history.

Yale nearly made a return trip to the NCAA Tournament this year but fell to Princeton in the championship game of the Ivy League Tournament on Sunday at Jadwin Gym, the Tigers' home court.

All of the success has come under the direction of James Jones, The Joel E. Smilow, Class of 1954 Head Coach of the Bulldogs, who was named the 2023 Ivy League Coach of the Year, the fourth time he has been honored. Jones, who is in his 24th season at Yale, is the winningest coach in school history and the second winningest coach in Ivy League history, behind only Pete Carril of Princeton.

Over the last eight seasons, Jones has guided the Bulldogs to an 84-28 (.750) Ivy League record, five Ivy championships, two Ivy League Tournament titles and four NCAA Tournament berths.

This season Yale has a 21-8 overall record and won a share of the Ivy regular season title, finishing at 10-4. The Bulldogs have excelled in the three principles Jones values the most - rebounding, defense and sharing the ball. The Bulldogs are 17th in the nation in rebound margin (+6.2), 11th in field goal percentage defense (.395) and 24th in scoring defense (63.0 ppg.). In addition, Yale is third in the Ivy League in assists at 14.7 per game and had four games with 20 or more assists, including in Saturday's semifinal victory over Cornell.

Offensively, Yale leads the Ivy League in field goal percentage (.481) and is second in scoring offense (76.2 ppg.).

It's been a busy stretch for the Bulldogs, who knocked off Cornell in the semifinals of the Ivy Tournament on Saturday, fell to Princeton in the championship game on Sunday, traveled back to New Haven later Sunday and then flew from New York to Nashville on Monday.

Vanderbilt will be the second SEC opponent for Yale, which had a lead at Kentucky early in the second half before falling to the Wildcats 69-59 on Dec. 10.

Stats Comparison

Yale	Category	Vandy
21-8	Record	20-14
10-4	Conference Record	11-7
76.2	Points/G	72.5
63.0	Pts. Allowed/G	72.1
48.1%	FG%	42.9%
36.2%	3FG%	34.2%
69.6%	FT%	71.2%
37.8	Reb Avg	36.2
+6.2	Reb. Margin	-0.4
14.7	Assts/G	11.8
11.2	Turnovers/G	10.8
4.1	Blocks/G	4.5
6.3	Steals/G	5.0

Last Game Starters



August Mahoney
Guard
Jr. • 6-4 • 190
Saratoga Springs, N.Y.



Bez Mbeng
Guard
So. • 6-4 • 195
Potomac, Md.



John Poulakidas
Guard
So. • 6-5 • 190
Naperville, Ill.



Isaiah Kelly
Forward
Sr. • 6-7 • 215
Augusta, Ga.



EJ Jarvis
Forward
Sr. • 6-8 • 220
Washington, D.C.

UNIVERSITY FACTS

School: Yale University
Founded: 1701
Location: New Haven, CT 06520
Enrollment: 5,100 undergrad/5,200 grad
Nickname: Bulldogs, Elis
Colors: Yale Blue and White
President: Peter Salovey
Director of Athletics: Victoria M "Vicky" Chun
Conference: Ivy League
Home Court: John J. Lee Amphitheater
Capacity: 2,532

BASKETBALL FACTS

Head Coach: James Jones
Alma Mater/Year: University at Albany '86
Overall & Yale Record/Years: 373-300/24th year
Jones' Ivy Record/Years: 201-121/24th year
Basketball Office Phone: (203) 432-1485
Associate Head Coach: Matt Kingsley (Wesleyan '98),
Assistant Coaches: Justin Simon (Yale '04)
Alington Paul (Wells College '14)
Director of Operations: Matt Elkin (Wisconsin '14)

STRATEGIC COMMUNICATION FACTS

Men's Basketball Contact: Tim Bennett
Bennett's Home Phone: (203) 484-7358
Bennett's Cell Phone: (203) 376-6203
E-Mail Address: timothy.bennett@yale.edu
Home Page: yalebulldogs.com

DID YOU KNOW?

- Yale University, founded in 1701, is the third oldest college in the United States and one of the foremost research universities in the world. First known as the Collegiate School, it changed its name in 1718 to honor benefactor Elihu Yale.
- In 1889, Yale students adopted the first college mascot, Handsome Dan, a ferocious and enthusiastic fan at early football games. Handsome Dan inspired Cole Porter to write Yale's famous fight song, "Bulldog, Bulldog." Today, the original Handsome Dan continues his reign from the lobby of Payne Whitney Gymnasium. Yale students also adopted the first school colors (1853), fielded the first cheerleaders (1890) and developed the first school fight song (1892).
- Five U.S. Presidents have ties to Yale. William Howard Taft (1878), George H.W. Bush (1948) and George W. Bush (1968) all received their undergraduate degrees from Yale, while Gerald Ford (1941) and Bill Clinton (1973) are both graduates of Yale Law School.
- Chris Dudley, who played 16 seasons in the NBA, is a 1987 Yale graduate. He was a three-time first team All-Ivy selection for the Bulldogs, and in his career with the Cleveland Cavaliers, New Jersey Nets, New York Knicks, Phoenix Suns and Portland TrailBlazers scored 3,473 points and collected 5,457 rebounds.

The Probable Lineup

STARTERS		Cl.	Hometown	Min.	ppg.	rpg.	apg.
F	35	Isaiah Kelly	Sr. Augusta, Ga.	19.2	6.4	3.8	1.5
F	15	EJ Jarvis	Sr. Washington, D.C.	22.3	11.4	5.4	0.6
G	2	Bez Mbeng	So. Potomac, Md.	28.3	10.5	4.1	3.2
G	3	August Mahoney	Jr. Saratoga Springs, N.Y.	27.7	10.7	3.1	1.5
G	4	John Poulakidas	So. Naperville, Ill.	29.2	12.2	3.3	1.4
OFF THE BENCH							
F	22	Matt Knowling	Jr. Ellington, Conn.	27.2	14.1	4.7	2.4
G	24	Yassine Gharram	So. San Diego, Calif.	15.8	3.3	3.0	2.1
F	33	Jack Molloy	So. Greenwich, Conn.	12.7	3.3	2.2	0.7
F	1	Danny Wolf	Fy. Glencoe, Ill.	7.0	2.6	2.1	0.6
G	11	Michael Feinberg	Sr. Hidden Hills, Calif.	10.7	1.8	2.3	0.7
F	23	Yussif Basa-Ama	So. Bolgatanga, Ghana	8.1	2.9	3.0	0.3
F	21	Luke Kolaja	So. Montclair, N.J.	4.2	1.4	1.1	0.3
G	11	Emir Buyukhanli	So. Ankara, Turkey	5.1	1.7	1.0	0.1
G	12	Teo Rice	So. Bethesda, Md.	5.3	1.4	0.9	0.5
F	42	Nick Townsend	Fy. Chappaqua, N.Y.	4.7	2.5	1.3	0.4
G	44	Devon Arlington	Fy. San Marcos, Calif.	6.6	1.8	2.0	1.2

KEY STATISTICS

The Bulldogs are 15-1 when they lead at halftime, 17-4 when they outrebound their opponent, 13-0 when they commit fewer turnovers than their opponent and 19-0 when they lead with five minutes remaining in the second half.

5 MORE THINGS TO KNOW ABOUT THE BULLDOGS

- 1) Bez Mbeng was the Ivy League Defensive Player of the Year. Mbeng, a sophomore, has been Yale's top on-the-ball defender since he arrived on campus. He has started all 29 games.
- 2) Matt Knowling, a unanimous first team All-Ivy selection, leads the Ivy League in field goal percentage at 63.4 percent, which is eighth in the nation
- 3) August Mahoney leads the Ivy League in free throw percentage (.926, 63-of-68) and three-point field goal percentage (.466, 54-of-116). Mahoney was named to the Ivy League all-tournament team.
- 4) Yale captured the Rainbow Classic in November, defeating Eastern Washington, Mississippi Valley State and the University of Hawaii.
- 5) The Bulldogs played only 11 home games, including just four during non-conference play. Yale did not have a home game in the month of December.

HISTORY LESSONS

Yale and Vanderbilt are playing for the first time in the postseason. There have been six previous meetings, and the Commodores hold a 5-1 edge in the series. The last game came in 2015, a 79-74 overtime victory for Vandy in Nashville. Yale went on to win a share of the Ivy League regular season title that year but lost to Harvard in an Ivy playoff game that determined the league's automatic bid to the NCAA Tournament. All six previous games have been played in Nashville. Yale's victory came in the first meeting, 31-23 in 1907.

SCOUTING VANDERBILT

The Commodores (20-14, 11-7 SEC) are a No. 2 seed in the NIT. They advanced to the semifinals of the SEC Tournament before falling to Texas A&M, which snapped their five-game winning streak. Vandy has won 10 of its last 12, including key wins over Kentucky (2x), Tennessee, Auburn, Mississippi State and Florida (2x). The Commodores feature Liam Robbins, the SEC Defensive Player of the Year. Robbins also leads the team in scoring at 15.0 ppg. Tyrin Lawrence (12.5 ppg.) and Jordan Wright (10.8 ppg.) average double figures in scoring as well. Jerry Stackhouse, who is in his fourth season as the head coach at Vandy, was named the SEC Co-Coach of the Year. The Commodores are appearing in the NIT for the second straight season. They went 2-1 last year in the tournament, beating Belmont and Dayton before falling to eventual champion Xavier in the quarterfinals.

FIVE BULLDOGS AVERAGE DOUBLE FIGURES IN SCORING

Yale has five players averaging double figures in scoring – Matt Knowling (14.1 ppg.), John Poulakidas (12.2 ppg.), EJ Jarvis (11.4 ppg.), August Mahoney (10.7 ppg.) and Bez Mbeng (10.5 ppg.).

JONES REACHES 200 IVY LEAGUE REGULAR SEASON WINS

Yale head coach James Jones became just the second coach to record 200 Ivy League regular season wins, joining Princeton's Pete Carril, who led the Tigers to 310 league victories. Jones, in his 24th season at Yale, now has a 200-121 record in Ivy games.

MBENG EARNS YALE'S FIFTH PLAYER OF WEEK SELECTION

Bez Mbeng sure picked a good time to have a career night. Mbeng scored a career-high 27 points as Yale earned a share of the Ivy League regular season title and locked up the No. 1 seed in this weekend's Ivy Tournament with an 84-75 win over Brown on Saturday. For his efforts, he was selected as the Ivy League Player of the Week for the second time this season.

Mbeng was 10-of-12 from the field and added four rebounds and a steal in 28 efficient minutes. He scored 16 of his points in the second half as the Bulldogs outscored the Bears 50-42.

Mbeng was also honored in December after scoring 20 points in Yale's win over Fairfield.

He is one of three Bulldogs to win the award this season, joining Matt Knowling, also a two-time selection, and EJ Jarvis.

FEINBERG NAMED ACADEMIC ALL-DISTRICT

Michael Feinberg has been an important contributor to a Yale men's basketball team that has won 18 games and is tied for first place in the Ivy League. Feinberg also has excelled in the classroom and has been named to the 2022-23 Academic All-District® Men's Basketball Team, selected by College Sports Communicators.

Academic All-District® honorees advance to the CSC Academic All-America® ballot. First-, second and third-team Academic All-America® honorees will be announced in mid-March.

RECENT SUCCESS

The Bulldogs are in the midst of the most successful era in the long history of the program. Over the last eight seasons, Yale has posted an 84-28 (.750) Ivy League record, won five Ivy championships, two Ivy League Tournament titles and earned four NCAA Tournament berths, including notching the first NCAA victory in school history – over Baylor in 2016.

ANOTHER 20-WIN SEASON

Yale (20-7, 10-4 Ivy) has now posted 20 or more victories in three of the last four seasons and has won 10 or more Ivy games in each of the last four seasons.

SURPASSING EXPECTATIONS, AGAIN

Back in October, Yale was picked to finish third in the official Ivy League pre-season media poll. The Bulldogs did receive three of 16 first-place votes, but exceeding expectations is nothing new. Yale has finished higher than projected in 12 of the last 17 seasons.

BULLDOGS HIT SCHOOL RECORD 18 THREES AGAINST HOWARD

Yale made a school-record 18 three-pointers on its way to an 86-40 victory over Howard on Nov. 30. The previous mark was 16 against Lyndon in 2011.

BULLDOGS CAPTURE RAINBOW CLASSIC IN HAWAII

The Bulldogs traveled to Hawaii in early November and captured the Outrigger Rainbow Classic, defeating Eastern Washington, Mississippi Valley State and the University of Hawaii. The Rainbow Classic title is the second in school history for Yale. The Bulldogs won the 1969 event, defeating Hawaii and San Francisco in the first two games before earning a memorable 97-94 victory over LSU in the championship game. Jim Morgan '71 scored 35 points for Yale in the title game, outdueling LSU's Pete Maravich, who scored 34. Matt Knowling was named the tournament most valuable player after averaging 21.3 points in the three games. Isaiah Kelly was selected to the all-tournament team.

OFF COURT SUCCESS, INCLUDES TWO RHODES SCHOLARS

In addition to success on the court, Yale players have shined off it as well. During James Jones' tenure as head coach, two Yale players have been named Rhodes Scholars. The most recent is J.T. Flowers, who played for Yale in 2013-14, and was a 2018 Rhodes Scholar. In 2014-15, Matt Townsend '15 was selected as a Rhodes Scholar and was named the men's basketball Academic All-American of the Year. Javier Duren '15 was a candidate for the 2014-15 Allstate Good Works Team. In 2015-16, Justin Sears was a finalist for the national Senior CLASS Award, Trey Phills was a candidate for the Senior Class Award last year and also was named to the National Association of Basketball Coaches 2019 Give Back Team, which recognized 10 men's student-athletes from across the nation for their outstanding community service efforts.

The Last Time....

A Yale player scored:

25 points in a game

John Poulakidas vs. Cornell

Mar. 11, 2023 (25)

30 points in a game

EJ Jarvis vs. Cornell

Feb. 25, 2023 (34)

35 points in a game

Azar Swain vs. Columbia

Jan. 25, 2022 (37)

40 points in a game

John Lee vs. Harvard

Mar. 5, 1958 (40)

50 points in a game

Tony Lavelli vs. Williams

Feb. 26, 1949 (52)

A Yale player had:

15 rebounds in a game

Jordan Bruner vs. North Carolina

Dec. 30, 2019 (15)

20 rebounds in a game

Greg Mangano vs. St. Joseph's

Jan. 8, 2012 (22)

25 rebounds in a game

Ed Robinson vs. Harvard

Mar. 10, 1956 (32)

A triple double

Jordan Bruner

Feb. 21, 2020 at Cornell (14-11-10)

A Yale team:

Scored 100 points

112 vs. John Jay

Nov. 20, 2022 (112-55)

(vs. Div. I opponent)

100 vs. Siena

Nov. 20, 2019 (100-89)

Allowed 100 points

109 vs. Memphis

Nov. 24, 2001 (102-116)

Allowed 110 points

116 vs. George Washington

Nov. 17, 2018 (102-109 2ot)

Won in OT

93-83 at Princeton

Feb. 18, 2023

Lost in OT

85-88 vs. Southern Utah

Nov. 23, 2021

Played two OTs

100-89 vs. Siena

Nov. 20, 2019 (3 ot)

Played three OTs

100-89 vs. Siena

Nov. 20, 2019 (3 ot)

Beat a top-25 ranked

AP - 79-75 vs. Baylor vs. No. 21 Baylor

Mar. 17, 2016 (NCAA Tourney)

Coach - 79-75 vs. Baylor vs. No. 21 Baylor

Mar. 17, 2016 (NCAA Tourney)

2022-23 Ivy League Standings

	Ivy			Overall		
	W	L	.Pct	W	L	.Pct
Yale	10	4	.714	21	8	.724
Princeton	10	4	.714	21	8	.724
Penn	9	5	.643	17	13	.567
Cornell	7	7	.500	17	11	.607
Brown	7	7	.500	14	13	.519
Dartmouth	6	8	.429	10	18	.357
Harvard	5	9	.357	14	14	.500
Columbia	2	12	.143	7	22	.241

Tues., Mar. 14

NIT

Yale at Vanderbilt

Thurs., Mar. 16

NCAA

Princeton vs. Vanderbilt

2023 ALL-IVY

Another Ivy League regular season title has helped earn the Yale men's basketball team significant post season honors from the Ivy League. Bez Mbeng was selected as the league's Defensive Player of the Year, James Jones was named the Coach of the Year, Matt Knowling was a unanimous first team selection, EJ Jarvis earned second team recognition, and Mbeng was honorable mention.

Mbeng, a sophomore, has been Yale's top on-the-ball defender since he first arrived on campus. This season he has started all 27 games and is fourth in the league in assists (3.3 per game) and steals (1.4 per game). Against Brown last Saturday, he scored a career-high 27 points to earn Ivy League Player of the Week honors for the second time this season. As a first year last season, he was the recipient of the team's George McReynolds Award as the top defender.

Mbeng become the third Bulldog to be named Defensive Player of the Year, joining Reggie Willhite (2012) and Jalen Gabbidon (2020).

Jones earned Coach of the Year honors for the fourth time in his outstanding career. He has guided the Bulldogs to six Ivy League championships – 2002, 2015, 2016, 2019, 2020, 2023 – two Ivy League Tournament titles – 2019, 2022 – and four NCAA Tournament berths – 2016, 2019, 2020, 2022. Two weeks ago, Jones became just the second coach to win 200 Ivy League regular season games, joining former Princeton coach Pete Carril.

Knowling has enjoyed an outstanding junior season. He leads the league in field goal percentage at .630, which is ninth in the nation, and is sixth in the league in scoring at 14.5 ppg. He has scored in double figures in 16 of the 21 games he has appeared in and is a two-time Ivy League Player of the Week selection. After helping Yale win the Rainbow Classic in Hawaii in November by averaging 21.3 points in three games, he was named the tournament most valuable player.

Yale has now had a first team All-Ivy selection in five straight seasons and 13 since 2015.

Jarvis has been Yale's top scorer and rebounder in league play, averaging 13.0 points and 6.5 rebounds in 14 games. Overall, he is second in the league with 39 blocked shots, fifth in field goal percentage (.563) and 10th in rebounding (5.5 rpg.). In a home victory over Cornell, he scored 34 points and grabbed 10 rebounds which led to him being selected as the league's Player of the Week.

In addition, Michael Feinberg earned Academic All-Ivy recognition. Feinberg, an economics major, has appeared in 24 games, averaging 11 minutes. He also was a CSC Academic All-District selection.

2022-23 SCHEDULE

Year in and year out, James Jones, the Joel E. Smilow, Class of 1954 Head Coach of the Bulldogs, puts together a schedule to challenge his team and prepare them for the rigors of Ivy League play. That was certainly the case again in 2022-23. The Bulldogs faced three opponents that reached the postseason a year ago, four that won at least 20 games and 10 that posted a winning overall record.

The season opened on Nov. 7 when Sarah Lawrence visited the John J. Lee Amphitheater, the first of 11 home dates in the historic arena.

Then came a trip to Hawaii for the Outrigger Rainbow Classic. The Bulldogs beat Eastern Washington (Nov. 11), Mississippi Valley State (Nov. 13) and the University of Hawaii (Nov. 14) to win the title

Two home games awaited the return from paradise, including a Nov. 22 matchup with Vermont. The Bulldogs and Catamounts have been among the most successful teams in New England in recent years, and both made the NCAA Tournament a year ago. Yale knocked off the Catamounts.

The Bulldogs visited Colorado on Nov. 27 where they caught up with Jalen Gabbidon '22, Yale's two-time captain who is using his final year of eligibility to play for CU as a graduate student.

The final home game of 2022 brought a visit from Howard. The two teams played in Washington, DC on Martin Luther King Day in 2020 before having last year's scheduled game in New Haven cancelled.

Yale plays only road games in the month of December starting on Dec. 3 at Stony Brook. Then comes the Bulldogs' first trip to Butler since 1970 on Dec. 6 followed by their first trip to Kentucky since 1961 on Dec. 10.

On Dec. 12, Yale played its first game in Fairfield's new on-campus arena. The Bulldogs and Stags met for the first time since 2015. The final non-conference game brought Yale to New Jersey to meet Monmouth on Dec. 22.

Ivy League play began on New Year's Eve when the Bulldogs visited Columbia. Five of Yale's first seven league games were in the friendly confines of Lee Amphitheater, including a Jan. 7 matchup with Harvard.

YALE NIT HISTORY

2002 National Invitation Tournament (NIT)

Mar. 14, 2002 - Yale 67, Rutgers 65 (Piscataway, N.J.)

Mar. 19, 2002 - Tennessee Tech 80, Yale 61 (New Haven Coliseum)

YALE NCAA TOURNAMENT HISTORY

2022 NCAA Tournament

Mar. 18, 2022 - Purdue 78, Yale 56 (Fiserv Forum, Milwaukee, Wis.)

2020 NCAA Tournament

Canceled by COVID-19 pandemic

2019 NCAA Tournament

Mar. 21, 2019 - LSU 79, Yale 74 (Veterans Coliseum, Jacksonville, Fla.)

2016 NCAA Tournament

Mar. 19, 2016 - Duke 71, Yale 64 (Dunkin Donuts Center, Providence, R.I.)

Mar. 17, 2016 - Yale 79, Baylor 75 (Dunkin Donuts Center, Providence, R.I.)

1962 NCAA Tournament

Mar. 12, 1962 - Wake Forest 92, Yale 82 (Palestra, Philadelphia, Pa.)

Note: Wake Forest goes on to make its only Final Four appearance

1957 NCAA Tournament

Mar. 12, 1957 - North Carolina 90, Yale 74 (Madison Square Garden)

1949 NCAA Tournament

Mar. 21, 1949 - Illinois 71, Yale 67 (Madison Square Garden, N.Y.)

Mar. 22, 1949 - Villanova 78, Yale 67 (Madison Square Garden, N.Y.)

LEGEND OF IVY BASKETBALL

This year's Yale Legend of Ivy League Basketball is Chris Dudley '87, who not only found success on the court at Yale but also in a long career in the NBA. He was a three-time first team All-Ivy selection for the Bulldogs and is second in school history with 974 career rebounds and third with 172 career blocks.

In his junior season he earned first team All-Ivy honors after averaging 16.2 points and 9.8 rebounds and as a senior, he again led the team in scoring (17.6 ppg.) and rebounding (13.3 rpg.) while being named first team All-Ivy for the third straight year.

Dudley is one of only three Bulldogs to earn first team All-Ivy honors three times. He finished his career with 1,290 points, which remains 12th in school history.

The Cleveland Cavaliers selected Dudley with the 75th selection (4th round) of the 1987 NBA Draft, and in his 16-year NBA career with the Cavaliers, New Jersey Nets, New York Knicks, Phoenix Suns and Portland TrailBlazers he scored 3,473 points and collected 5,457 rebounds. His teams reached the NBA playoffs in 12 of his 16 seasons.

Dudley also thrived and made an impact off the court. In 1994, he and his wife started the Chris Dudley Foundation, which is dedicated to empowering youth with type 1 diabetes. Dudley was diagnosed with type 1 diabetes when he was 16 years old and was the first in the NBA to play with the disease.

The results have been remarkable. The Foundation's camp, which began in 1995, celebrated its 25th anniversary in 2020, albeit virtually because of the pandemic. Over the years, the camp, which is for boys and girls ages 10 to 17, has attracted children from 45 states and throughout the world, including Croatia, Turkey and the United Arab Emirates.

Dudley's exceptional work has not gone unnoticed. He was the 1996 recipient of the NBA's J. Walter Kennedy Citizenship Award, presented to a player, coach, or staff member who shows outstanding service and dedication to the community.

In addition to the work with his foundation, Dudley is a Senior Vice President for Congress Wealth Management in Southern California.

PLAYER NOTES



2 BEZ MBENG

So. • Guard • 6-4 • 195

Potomac, Md.

Our Lady of Good Counsel

- Ivy League Defensive Player of the Year
- Honorable mention All-Ivy selection.
- Started all 29 games.
- Two-time Ivy League Player of the Week selection, first after scoring 20 points in win at Fairfield and second after scoring a career-high 27 in the victory at Brown that clinched a share of the Ivy regular season title.
- Fourth in the Ivy League in assists (3.2 per game) and assist/turnover ratio and fifth in steals (1.4 per game).
- Scored in double figures 14 times.
- Started 13 of 14 Ivy League games as a first year.
- Appeared in 28 games overall and started 17
- Led the team with 52 assists and was second with 36 steals
- Posted a pair of double-doubles, including a 13-point, 11-rebound effort in the win over Princeton in the championship game of the Ivy League Tournament
- Scored 17 points at home vs. Princeton
- Recipient of the team's George McReynolds Award as the top defender.
- First team All-WCAC selection at Our Lady of Good Counsel High School
- Averaged 19 points, six rebounds and five assists
- Played for the DC Premier AAU program



3 AUGUST MAHONEY

Jr. • Guard • 6-4 • 190

Saratoga Springs, N.Y.

Albany Academy

- Named to all-tournament team at Ivy League Tournament.
- Leads the Ivy League in free throw percentage (.926, 63-of-68) and three-point field goal percentage (.466, 54-of-116)
- Scored in double figures in 13 games.
- Started 27 games and appeared in all 29.
- Tallied 20 points in the home win over Brown.
- Appeared in 29 games last year as a sophomore.
- Fourth on the team with 22 three-pointers
- Appeared in 29 games off the bench in 2019-20
- Recipient of the John C. Cobb Award as rookie of the year
- Shot 45 percent from three-point range
- His layup with two seconds left in double overtime was the winning basket at Cornell, helping him earn Ivy League Rookie of the Week honors.
- Grandfather was a running back at Yale, father played basketball at Oswego State.



4 JOHN POULAKIDAS

So. • Guard • 6-5 • 190

Naperville, Ill.

Neuqua Valley High School

- Has started all 29 games.
- Fourth in the Ivy League with 66 three-pointers and fifth in three-point field goal percentage (.410).
- Has scored in double figures in 17 games, which is tied for the team lead.
- Scored a career-high 30 points in Yale overtime victory at Princeton.
- Appeared in 20 games off the bench last year, including nine Ivy League games
- Appeared in both games of the Ivy League Tournament
- Scored 10 points and grabbed four rebounds in the victory at Columbia
- Recipient of the team's Josh Hill Dedication Award.
- Neuqua Valley High School's all-time leading scorer
- Finished career with more than 1,300 career points
- Two-time IBCA all-state selection
- Scored a career-high 49 points in a double-overtime win over Bolingbrook.
- Played AAU for Young & Reckless, MoKan Elite.

PLAYER NOTES



15 EJ JARVIS

Sr. • Forward • 6-8 • 220
Washington, D.C.
Maret School

- Second team All-Ivy selection.
- Second in the Ivy League with 45 blocked shots, fifth in field goal percentage and 10th in rebounding (5.4 rpg.).
- Was named the Ivy League Player of the Week after scoring 34 points and grabbing 10 rebounds in the home win over Cornell. Was 13-of-18 from the field, including 3-of-4 from three-point range
- Has appeared in all 29 games and started 21.
- Scored in double figures in 13 games.
- Limited to 22 games due to injury last year.
- Started five games
- Appeared in 13 Ivy games and started three
- First career double-double (12 points, 11 rebounds) came in the home victory over Penn
- Grabbed 11 rebounds in the win at Harvard
- Recipient of the team's Dick Derby Scholarship Award
- Academic All-Ivy selection
- Named to NABC Honors Court.
- Appeared in 10 games off the bench in 2019-20 and shot .467 from the field
- Led Washington DC in points, rebounds, blocks and field goals made as a senior at the Maret School.
- Had more than 1,000 points, more than 500 rebounds and blocked more than 100 shots in his career.
- Organized and maintained a clothing service that sold over 500 articles of clothing and donated more than 350 in the Washington DC area in 10 months while in high school.



22 MATT KNOWLING

Jr. • Forward • 6-5 • 195
Ellington, Conn.
East Catholic

- Unanimous first team All-Ivy selection.
- Leads the Ivy League in field goal percentage (.634) and seventh in scoring (14.1 ppg.).
- Eighth in the nation in field goal percentage.
- Two-time Ivy League Player of the Week.
- Has scored in double figures in 17 games, including five with 20 or more points.
- Named the most valuable player of the Rainbow Classic after averaging 21.3 points in three games.
- Has missed the last three games with an injury.
- As a sophomore, one of three players to start all 14 Ivy League games.
- Appeared in all 31 games overall and started 18
- Named to Ivy Madness all-tournament team.
- Averaged 10.8 points, while shooting 63 percent from the field in Ivy games
- Three-time Ivy League Rookie of the Week selection.
- Recipient of the team's John C. Cobb Award as rookie of the year.
- 2020 Connecticut Player of the Year at East Catholic High School.
- Helped East Catholic to a 101-5 record and the 2019 state championship during his career.
- Volunteered at youth basketball camps and at Jubilee Celebrations at St. Patrick/St. Anthony Church in Hartford.



35 ISAIAH KELLY

Sr. • Forward • 6-7 • 215
Augusta, Ga.
Pace Academy

- Tied for seventh in the Ivy League in blocks.
- One of seven players to have appeared in all 29 games. Started 17 games.
- Grabbed 11 rebounds in the win at Princeton.
- Scored in double figures in five games.
- As a junior, appeared in 30 games and started 27
- Second in the Ivy League with 26 blocked shots
- Second on the team in rebounding (4.2 rpg.)
- Scored 18 points on 8-of-11 shooting from the field in the victory over Cornell
- Recipient of the team's Bill Madden Toughness Award.
- In 2019-20, appeared in 16 games off the bench and shot .529 from the field.
- Appeared in 15 games off the bench as a first year.
- Four-time all-state selection at Pace Academy
- Scored 2,780 points in his career.
- Helped Pace Academy to three state championships.
- Played for Atlanta Xpress AAU team.
- Discovered a passion for ceramics and pottery as a sophomore in high school and was selected as the Arts Laureate for three years in high school.

PLAYER NOTES



1 DANNY WOLF

Fy. • Forward • 6-11 • 250
Glencoe, Ill.
Northfield Mount Hermon

- Has become a regular in the rotation.
- McDonald's All America Game nominee.
- Helped Northfield Mount Hermon reach the finals in both the NEPSAC Triple-A championship and the national prep championship.
- NMH Team was ranked No. 11 in the country for the majority of the season.
- Played for Mac Irvin Fire EYBL.
- Oldest brother Josh played basketball at Lehigh University. • Volunteer at multiple soup kitchens throughout the Chicago land area.
- Went on a partial service trip to Costa Rica.



10 MATTHUE COTTON

Sr. • Guard • 6-5 • 200
Voorhees, N.J.
Eastern Regional High School

- Out for the season with an injury.
- One of four players to appear in all 31 games last year
- Started 13 games
- Second on the team with 44 three-pointers and fourth in scoring (7.1 ppg.)
- Scored in double figures 10 times.
- Appeared in all 30 games in 2019-20.
- Appeared in 16 games off the bench in 2018-19.
- Father played basketball at Lincoln University.



11 EMIR BUYUKHANLI

So. • Guard • 6-5 • 210
Ankara, Turkey
Ted Ankara Foundation

- Has appeared in 11 games.
- Appeared in six games off the bench last year.
- Averaged 16.3 points, 6.0 rebounds and 4.4 assists at Ted Ankara College Foundation.
- Played in the Under-19 Turkish League and averaged 15.6 points, 4.5 rebounds and 4.5 assists in 2018-19.
- In 2016-17 helped Under-16 team to a second-place finish in the Turkish Championship.
- Guitar player in a jazz/blues band and also a bass player.
- Launching a website that provides children in need with sports equipment.



12 TEO RICE

So. • Guard • 6-2 • 190
Bethesda, Md.
Phillips Exeter

- Has appeared in 10 games off the bench.
- Appeared in three games as a first year
- First team all-state and an all-conference selection at the Maret School
- Played a post-graduate season at Phillips Exeter
- Played AAU for 6th Man Warriors.
- Mother played tennis and father played basketball at Yale.
- Aunt was UN Ambassador and National Security Advisor in the Obama administration and currently is serving as the Domestic Policy Advisor in the Biden Administration.
- Volunteered in helping build the first ever



13 MICHAEL FEINBERG

Sr. • Guard • 6-4 • 195
Hidden Hills, Calif.
Viewpoint/Sierra Canyon

- Has appeared in 25 games.
- CSC Academic All-District selection.
- Recipient of the team's Josh Hill '04 Dedication Award in 2019-20.
- Appeared in eight games off the bench in 2018-19.
- First career appearance came vs. Cal in the Pac 12 China Game in Shanghai.
- Set Viewpoint School record for most rebounds (335) in a season.
- Attended Sierra Canyon High School for grades 9-11.
- Played for the BTI Basketball Club.
- Older brother Robbie Feinberg was a member of the Harvard basketball team (Class of 2019).
- Grandfather Bob Woolf was the first sports attorney and represented Larry Bird, Julius Erving, Joe Montana, Carl Yastrzemski and Bobby Orr among others.



21 LUKE KOLAJA

So. • Forward • 6-8 • 225
Montclair, N.J.
Blair Academy

- Has appeared in eight games.
- Appeared in eight games off the bench last year.
- Helped Blair Academy claim the Mid Atlantic Prep League and NJSIAA Prep A championships.
- Transferred to Blair from Montclair Kimberley prior to his junior year.
- Volunteered for Manna food bank for a number of years as well as a soup kitchen in Montclair.
- Avid bowler.

PLAYER NOTES



23 YUSSIF BASA-AMA

Jr. • Forward • 6-8 • 200
Bolgatanga, Ghana
Saint Andrews

- Has appeared in 11 games off the bench.
- Missed time with an injury
- Appeared in 22 games off the bench last year, including eight Ivy League games
- Florida Mr. Basketball finalist at the Saint Andrew's School in Boca Raton.
- 2020 Class 3A Player of the Year.
- Scored more than 1,000 career points.
- Helped lead Saint Andrew's to the Florida state championship as a senior.
- Left Ghana at age of 11.
- Started playing basketball in eighth grade.



24 YASSINE GHARRAM

So. • Guard • 6-3 • 185
San Diego, Calif.
Foothills Christian


- One of seven players to appear in all 29 games.
- Scored 10 points last Saturday in the win at Brown.
- Scored 1,886 career points, which is third in Foothills Christian history behind only TJ Leaf, who went on to play for the Indiana Pacers in the NBA, and Troy Leaf, who played at UCSB and Azusa Pacific.
- Named to 2020 Scorebooklive All-CIF first team.
- Four-time first team Coastal League selection.
- Born in Morocco.
- Avid fisherman.
- Volunteered at Ronald McDonald House.



33 JACK MOLLOY

So. • Forward • 6-8 • 225
Greenwich, Conn.
Hotchkiss School

- Scored in double figures twice, including 14 points at Kentucky,
- Appeared in 11 games off the bench as a first year.
- Graduated from Northfield Mount Hermon school in 2019-20 and spent a post-graduate year at the Hotchkiss School.
- Brother Gavin plays water polo at Princeton.
- Mother played lacrosse at William and Mary.
- Volunteered in helping distribute vaccines in spring of 2021 at the Norwalk Community Health Center.



42 NICK TOWNSEND

Fy. • Forward • 6-7 • 225
Chappaqua, N.Y.
Horace Greeley/Hotchkiss

- Has appeared in 10 games off the bench.
- First ever sophomore to be named Section 1 Mr. Basketball while attending Horace Greeley High School
- Averaged 20.9 ppg., 15.2 rpg. and 3.5 apg. at Horace Greeley
- Junior season at the Hotchkiss School canceled due to pandemic
- Missed senior season due to injury.
- Older brother Matt played basketball at Yale (Class of 2015)
- Sister Meaghan ran track and was a member of crew team at Harvard, grandfather Chet Boultris played football and baseball at Harvard, uncle Craig Boultris played baseball at Harvard, Mother Lori Townsend was a member of track and field team at Harvard.



44 DEVON ARLINGTON

Fy. • Guard • 6-3 • 195
San Marcos, Calif.
San Marcos

- Out with an injury
- Two-time Palomar League Player of the Year at San Marcos High School
- Two-time CIF first team selection
- Named first team all-state three times
- San Marcos' all-time leading scorer (2,035 points)
- Averaged 21 points, 6 rebounds, five assists and two steals
- Helped lead San Marcos to 2021 Palomar League championship.
- Hobbies include cooking and playing the piano.

2022-23 Yale University Men's Basketball Roster

No.	Name	Pos.	Cl	Ht	Wt	Hometown/High School
1	Danny Wolf	F	Fy.	6-11	250	Glencoe, Ill./Northfield Mount Hermon
2	Bez Mbeng	G	So.	6-4	195	Potomac, Md./Our Lady of Good Counsel
3	August Mahoney	G	Jr.	6-4	190	Saratoga Springs, N.Y./Albany Academy
4	John Poulakidas	G	So.	6-5	190	Naperville, Ill./Neuqua Valley
10	Matthue Cotton	G	Sr.	6-5	200	Voorhees, N.J./Eastern Regional
11	Emir Buyukhanli	G	So.	6-5	210	Ankara, Turkey/Ted Ankara College Foundation
12	Teo Rice	G	So.	6-2	190	Bethesda, Md./Maret School/Phillips Exeter
13	Michael Feinberg	G	Sr.	6-4	195	Hidden Hills, Calif./Sierra Canyon/Viewpoint
15	EJ Jarvis	F	Sr.	6-8	220	Washington, DC/ Maret School
21	Luke Kolaja	F	So.	6-8	225	Montclair, N.J./Blair Academy
22	Matt Knowling	F	Jr.	6-6	205	Ellington, Conn./East Catholic
23	Yussif Basa-Ama	F	Jr.	6-8	200	Bolgatanga, Ghana/Saint Andrew's School
24	Yassine Gharram	G	So.	6-3	185	San Diego, Calif./Foothills Christian
33	Jack Molloy	F	So.	6-8	225	Greenwich, Conn./Hotchkiss School
35	Isaiah Kelly	F	Sr.	6-7	215	Augusta, Ga./Pace Academy
42	Nick Townsend	F	Fy.	6-7	225	Chappaqua, N.Y./Horace Greeley/Hotchkiss
44	Devon Arlington	G	Fy.	6-3	195	San Marcos, Calif./San Marcos

Head Coach: James Jones

Associate Head Coach: Matt Kingsley

Assistant Coaches: Justin Simon, Al Paul

Director of Basketball Operations: Matt Elkin

Captain: Michael Feinberg '23

PRONUNCIATION GUIDE

Players

Bez MbengM-Bang
 John Poulakidas.....Pool-ah-key-dhas
 Emir BuyukhanliBh-you-Khan-leh
 Teo RiceTay-o
 Matt KnowlingKnow-ling
 Matthue Cotton.....Matthew
 Yassine Gharram,.....Ya-seen Garr-am
 Michael Feinberg.....Fine-berg
 Yussif Basa-Ama.....You-Siff
 Luke Kolaja.....Co-lie-ah

HEAD COACH JAMES JONES



- Longest tenured head coach in the Ivy League. In his 24th year at the helm in 2022-23.
- Winningest men's basketball coach in school history. Second winningest coach in Ivy League history. His 201 Ivy wins are the second most in league history.
- Has guided the Bulldogs to six Ivy League championships – 2002, 2015, 2016, 2019, 2020, 2023 - four NCAA Tournament berths – 2016, 2019, 2020, 2022 - and seven postseason appearances.
- 2019 recipient of the Ben Jobe Award as the top minority coach in Division I men's basketball.
- A four-time Ivy League Coach of the Year (2015, 2016, 2020, 2023) and also has been named the NABC District 13 Coach of the Year three times.
- Mentored numerous players who have gone on to play professionally, including Miye Oni, who in 2019 became the first Ivy Leaguer selected in the NBA draft since Penn's Jerome Allen in 1995. Oni, the 2019 Ivy League Player of the Year, was picked in the second round with the 58th overall selection.
- Has presided over the most successful era in the long history of Yale Basketball. Over the last eight seasons, Yale has posted an 84-28 (.750) Ivy League record, won five Ivy championships, two Ivy League Tournament titles and earned four NCAA Tournament berths, including notching the first NCAA victory in school history – over Baylor in 2016.
- In 2015-16, led the Bulldogs to the most successful season in school history. Yale won 23 games, the most since 1906-07, captured a second straight Ivy League title with a 13-1 record, matching the 1961-62 team for the best in school history, and advanced to the NCAA Tournament for the first time in 54 years where the Bulldogs upset Baylor.
- In 2014-15, guided the Bulldogs to 22 wins and a share of the Ivy title. One of the victories came over defending national champion UConn, just the second time an Ivy League team knocked off a defending NCAA champion.
- In 2001-02, Jones led the Bulldogs to their first Ivy title since 1962-63 and the first postseason victory in school history. The team won 21 games and reached the second round of the NIT after a victory at Rutgers in the first round.
- Inducted into the New England Basketball Hall of Fame in 2015.
- Served as an assistant coach for the United States team that captured the gold medal at the 2021 FIBA U19 World Cup for men in Riga, Latvia. Was an assistant coach for the 2007 USA Basketball Men's Pan American Games Team
- 1986 University at Albany graduate. Earned master's in educational administration from Albany in 1995. Played for and coached with the legendary Dr. Richard Sauers at Albany.
- Younger brother Joe spent seven seasons as the head coach at Ivy League rival Columbia and is currently the head coach at Boston University.

2022-23 Yale Results

Date	Opponent	W/L	Score	High Scorer	High Rebounder	Attd.
11/7	SARAH LAWRENCE	W	96-41	Knowing - 20	Kelly, Townsend - 6	695
11/11	vs. Eastern Washington	W	74-60	Knowing - 26	Molloy, Knowing - 6	-
11/13	vs. Miss. Valley State	W	80-51	Knowing - 20	Poulakidas - 7	-
11/14	at Hawaii	W	62-59	Knowing - 18	Kelly, Mbeng - 7	4,421
11/20	JOHN JAY	W	112-55	Knowing, Townsend - 15	Knowing, Arlington - 6	602
11/22	VERMONT	W	73-44	Knowing - 22	Feinberg, Knowing - 6	678
11/27	at Colorado	L	63-65	Poulakidas - 22	Mbeng - 8	5,780
11/30	HOWARD	W	86-40	Mahoney - 18	Jarvis - 7	752
12/3	at Stony Brook	W	77-72	Jarvis - 17	Mbeng, Kelly - 5	2,515
12/6	at Butler	L	61-71	Jarvis, Mbeng - 14	Knowing - 10	7,042
12/10	at Kentucky	L	59-69	Molloy - 14	Mbeng - 8	20,264
12/12	at Fairfield	W	77-64	Mbeng - 20	Basa-Ama - 12	2,552
12/22	at Monmouth	W	76-44	Jarvis - 14	Jarvis - 11	1,296
12/31	at Columbia	L	60-62	Mahoney - 17	Mbeng - 10	1,011
1/6	DARTMOUTH	L	77-81	Knowing - 17	Mahoney - 7	662
1/7	HARVARD	W	58-54	Jarvis - 18	Jarvis - 8	1,894
1/13	at Cornell	L	82-94	Mbeng - 21	Jarvis, Poulakidas, Knowing - 4	-
1/16	BROWN	W	81-78	Mahoney - 20	Jarvis - 9	1,144
1/21	PENN	W	70-63	Mahoney - 17	Jarvis - 10	1,922
1/28	PRINCETON	W	87-65	Poulakidas - 19	Knowing - 9	2,041
2/3	at Harvard	W	68-57	Knowing - 18	Knowing - 7	1,636
2/4	at Dartmouth	W	72-53	Knowing - 14	Mahoney, Wolf - 5	806
2/11	COLUMBIA	W	99-69	Knowing - 22	Knowing - 7	1,706
2/17	at Penn	L	64-66	Poulakidas - 17	Jarvis - 7	2,685
2/18	at Princeton	W	93-83 ot	Poulakidas - 30	Kelly - 11	2,629
2/25	CORNELL	W	76-58	Jarvis - 34	Jarvis - 10	1,920
3/4	at Brown	W	84-75	Mbeng - 27	Jarvis - 8	2,003
3/11	vs. Cornell	W	80-60	Poulakidas - 25	Poulakidas - 7	4,160
3/12	vs. Princeton	L	65-74	Mbeng - 18	Poulakidas - 7	3,607

Attendance

	Total	Avg.
Home	14,016	1,274
Away	55,437	3,960
Neutral	13,677	4,559
Total	86,737	2,991

Miscellaneous Statistics

Double-figure scoring games: Knowing 17, Poulakidas 17, Jarvis 13, Molloy 2, Basa-Ama 1, Mahoney 15, Kelly 5, Townsend 1, Mbeng 14, Gharram 1

30+ scoring games: Poulakidas 1, Jarvis 1

20+ scoring games: Knowing 5, Poulakidas 3, Mbeng 4, Mahoney 1

Double-figure rebound games: Knowing 1, Basa-Ama 1, Jarvis 3, Mbeng 1, Kelly 1

Double-Doubles: Jarvis 3

Triple-Doubles:

Led team in scoring: Knowing 10, Townsend 1, Poulakidas 5, Mahoney 4, Jarvis 4, Mbeng 5, Molloy 1

Led team in rebounding: Knowing 8, Townsend 1, Molloy 1, Poulakidas 4, Kelly 4, Mbeng 5, Feinberg 2, Arlington 1, Jarvis 8, Basa-Ama 1,

YALE'S RECORD WHEN...

	2022-23	Under Jones
At home.....	10-1	199-74
Away.....	8-7	142-197
At neutral site.....	3-0	31-26
Leads at half.....	15-1	264-67
Trails at half.....	6-7	94-221
Tied at half.....	0-0	12-7
Playing Overtime.....	1-0	N/A
Outrebounds opponents.....	17-4	285-103
It's outrebounded.....	3-4	74-175
Rebounds are equal.....	1-0	10-22
Has fewer turnovers.....	13-0	175-85
Has more turnovers.....	1-7	153-196
Turnovers are equal.....	7-1	41-14
Makes more 3-pointers.....	12-3	189-94
Makes fewer 3-pointers.....	7-4	150-170
3-pointers are equal.....	2-0	32-31
Leads with 5:00 left.....	19-0	322-24
Trails with 5:00 left.....	2-7	32-262
Tied with 5:00 left.....	0-0	9-9
In November.....	7-1	62-72
In December.....	3-3	62-72
In January.....	4-2	89-52
In February.....	5-1	113-69
In March.....	2-1	40-31
In April.....	0-0	1-1



2022-23 Yale Men's Basketball Combined Team Statistics All games

Game Records

Record	Overall	Home	Away	Neutral
ALL GAMES	21-8	10-2	8-6	3-0
CONFERENCE	10-4	6-1	4-3	0-0
NON-CONFERENCE	11-4	4-1	4-3	3-0

Score by Periods

Team	1st	2nd	OT	TOT
Yale	1010	1167	34	2211
Opponents	874	931	21	1826

Team Box Score

No.	Player	Total					3-Point			F-Throw		Rebounds				PF	DQ	A	TO	BLK	STL	PTS	AVG
		GP-GS	MIN	AVG	FG-FGA	FG%	3FG-3FGA	3FG%	FT-FTA	FT%	OFF	DEF	TOT	AVG									
22	KNOWLING, Matt	23-20	625:16	27.2	144-227	.634	3-9	.333	33-53	.623	18	91	109	4.7	38	0	56	33	5	18	324	14.1	
4	POULAKIDAS, John	29-29	847:29	29.2	120-282	.426	66-161	.410	48-60	.800	17	78	95	3.3	55	1	41	28	13	18	354	12.2	
15	JARVIS, EJ	29-21	646:26	22.3	129-232	.556	13-30	.433	60-81	.741	59	98	157	5.4	61	3	18	34	45	16	331	11.4	
3	MAHONEY, August	29-27	803:57	27.7	96-191	.503	54-116	.466	63-68	.926	10	79	89	3.1	53	0	44	28	2	20	309	10.7	
2	MBENG, Bez	29-29	820:15	28.3	106-242	.438	30-92	.326	62-95	.653	14	104	118	4.1	78	5	94	61	7	41	304	10.5	
35	KELLY, Isaiah	29-17	557:21	19.2	76-140	.543	5-13	.385	30-57	.526	38	73	111	3.8	63	3	42	39	23	5	187	6.4	
33	MOLLOY, Jack	28-0	355:38	12.7	31-105	.295	14-64	.219	17-25	.680	18	44	62	2.2	41	0	20	9	6	8	93	3.3	
24	GHARRAM, Yassine	29-1	457:09	15.8	32-81	.395	9-31	.290	22-39	.564	16	70	86	3.0	49	0	60	34	2	27	95	3.3	
23	BASA-AMA, Yussif	12-0	96:52	8.1	15-24	.625	1-5	.200	4-6	.667	17	19	36	3.0	15	0	4	8	4	5	35	2.9	
1	WOLF, Danny	20-0	139:48	7.0	20-47	.426	6-21	.286	5-8	.625	16	26	42	2.1	17	0	12	13	8	5	51	2.6	
42	TOWNSEND, Nick	11-0	52:04	4.7	12-20	.600	1-3	.333	3-7	.429	6	8	14	1.3	7	0	4	1	2	3	28	2.5	
13	FEINBERG, Michael	25-1	267:10	10.7	18-62	.290	4-26	.154	6-10	.600	18	40	58	2.3	16	0	17	10	0	11	46	1.8	
44	ARLINGTON, Devon	5-0	32:47	6.6	2-9	.222	1-2	.500	4-4	1.000	2	8	10	2.0	0	0	6	3	0	2	9	1.8	
11	BUYUKHANLI, Emir	11-0	56:07	5.1	7-15	.467	5-12	.417	0-0	.000	0	11	11	1.0	5	0	1	2	1	0	19	1.7	
21	KOLAJA, Luke	8-0	33:40	4.2	4-7	.571	2-3	.667	1-2	.500	3	6	9	1.1	2	0	2	2	1	0	11	1.4	
12	RICE, Teo	11-0	58:01	5.3	5-14	.357	3-11	.273	2-2	1.000	1	9	10	0.9	4	0	5	4	1	4	15	1.4	
Team											32	46	78				15						
Total		29	5850		817-1698	.481	217-599	.362	360-517	.696	285	810	1095	37.8	504	12	426	324	120	183	2211	76.2	
Opponents		29	5850		631-1598	.395	209-650	.322	355-513	.692	242	674	916	31.6	497	13	320	363	79	169	1826	63.0	

Team Statistics

	YALE	OPP
Scoring	2211	1826
Points per game	76.2	63.0
Scoring margin	+13.3	-
Field goals-att	817-1698	631-1598
Field goal pct	.481	.395
3 point fg-att	217-599	209-650
3-point FG pct	.362	.322
3-pt FG made per game	7.5	7.2
Free throws-att	360-517	355-513
Free throw pct	.696	.692
F-Throws made per game	12.4	12.2
Rebounds	1095	916
Rebounds per game	37.8	31.6
Rebounding margin	+6.2	-
Assists	426	320
Assists per game	14.7	11.0
Turnovers	324	363
Turnovers per game	11.2	12.5
Turnover margin	+1.3	-
Assist/turnover ratio	1.3	0.9
Steals	183	169
Steals per game	6.3	5.8
Blocks	120	79
Blocks per game	4.1	2.7
Winning streak	0	-
Home win streak	0	-
Attendance	17623	55437
Home games-Avg/Game	12-1469	14-3960
Neutral site-Avg/Game	-	3-4559

Team Results

Date	Opponent	Score	Att.
11/07/2022	Sarah Lawrence	W 96-41	695
11/11/2022	vs Eastern Wash.	W 74-60	5067
11/13/2022	vs Mississippi Val.	W 80-51	4450
11/14/2022	at Hawaii	Wot 62-59	4421
11/20/2022	John Jay	W 112-55	602
11/22/2022	Vermont	W 73-44	678
11/27/2022	at Colorado	L 62-65	5780
11/30/2022	Howard	W 86-40	752
12/03/2022	at Stony Brook	W 77-72	2515
12/06/2022	at Butler	L 61-71	7042
12/10/2022	at Kentucky	L 59-69	20264
12/12/2022	at Fairfield	W 77-64	2552
12/22/2022	at Monmouth	W 76-44	1296
12/31/2022	at Columbia	L 60-62	1011
01/06/2023	Dartmouth	L 77-81	662
01/07/2023	Harvard	W 58-54	1894
01/13/2023	at Cornell	L 82-94	0
01/16/2023	Brown	W 81-78	1144
01/21/2023	Penn	W 70-63	1922
01/28/2023	Princeton	W 87-65	2041
02/03/2023	at Harvard	W 68-57	1636
02/04/2023	at Dartmouth	W 72-53	806
02/11/2023	Columbia	W 99-68	1706
02/17/2023	at Penn	L 64-66	2685
02/18/2023	at Princeton	Wot 93-83	2629
02/25/2023	Cornell	W 76-58	1920
03/04/2023	at Brown	W 84-75	2800
03/11/2023	vs Cornell	W 80-60	4160
03/12/2023	Princeton	L 65-74	3607



2022-23 Yale Men's Basketball Combined Team Statistics In Conference games

Game Records

Record	Overall	Home	Away	Neutral
ALL GAMES	10-4	6-1	4-3	0-0
CONFERENCE	10-4	6-1	4-3	0-0
NON-CONFERENCE	0-0	0-0	0-0	0-0

Score by Periods

Team	1st	2nd	OT	TOT
Yale	478	570	23	1071
Opponents	454	490	13	957

Team Box Score

No.	Player				Total		3-Point		F-Throw		Rebounds											
		GP-GS	MIN	AVG	FG-FGA	FG%	3FG-3FGA	3FG%	FT-FTA	FT%	OFF	DEF	TOT	AVG	PF	DQ	A	TO	BLK	STL	PTS	AVG
15	JARVIS, EJ	14-14	363:59	26.0	68-131	.519	10-20	.500	36-54	.667	34	57	91	6.5	26	0	7	24	23	10	182	13.0
22	KNOWLING, Matt	11-10	309:53	28.2	63-103	.612	0-0	.000	16-28	.571	12	47	59	5.4	19	0	24	14	3	6	142	12.9
2	MBENG, Bez	14-14	429:21	30.7	61-124	.492	17-38	.447	40-66	.606	6	47	53	3.8	45	4	49	22	1	24	179	12.8
4	POULAKIDAS, John	14-14	432:45	30.9	59-147	.401	29-79	.367	29-33	.879	6	32	38	2.7	26	1	23	19	6	11	176	12.6
3	MAHONEY, August	14-12	411:00	29.4	48-101	.475	22-55	.400	47-50	.940	5	43	48	3.4	26	0	15	15	1	8	165	11.8
35	KELLY, Isaiah	14-4	268:45	19.2	40-67	.597	3-6	.500	14-29	.483	16	32	48	3.4	35	2	16	16	10	3	97	6.9
1	WOLF, Danny	8-0	60:09	7.5	12-24	.500	5-10	.500	2-4	.500	7	14	21	2.6	7	0	3	2	4	3	31	3.9
24	GHARRAM, Yassine	14-1	252:21	18.0	14-36	.389	1-11	.091	17-26	.654	4	44	48	3.4	29	0	31	22	1	14	46	3.3
21	KOLAJA, Luke	3-0	07:55	2.6	3-4	.750	1-1	1.000	0-0	.000	2	2	4	1.3	0	0	0	0	0	0	7	2.3
33	MOLLOY, Jack	14-0	158:47	11.3	10-44	.227	3-23	.130	3-7	.429	5	24	29	2.1	22	0	11	4	2	2	26	1.9
42	TOWNSEND, Nick	4-0	09:22	2.3	2-3	.667	0-1	.000	1-2	.500	0	0	0	0.0	0	0	0	0	0	0	5	1.3
13	FEINBERG, Michael	11-1	90:34	8.2	4-17	.235	0-3	.000	1-2	.500	3	11	14	1.3	6	0	5	3	0	3	9	0.8
12	RICE, Teo	4-0	09:22	2.3	1-2	.500	1-1	1.000	0-0	.000	0	3	3	0.8	1	0	3	0	0	1	3	0.8
11	BUYUKHANLI, Emir	4-0	09:22	2.3	1-1	1.000	1-1	1.000	0-0	.000	0	3	3	0.8	1	0	1	0	0	0	3	0.8
23	BASA-AMA, Yussif	2-0	11:25	5.7	0-0	.000	0-0	.000	0-0	.000	1	1	2	1.0	2	0	0	0	0	1	0	0.0
Team											20	21	41					4				
Total		14	2825		386-804	.480	93-249	.373	206-301	.684	121	381	502	35.9	245	7	188	145	51	86	1071	76.5
Opponents		14	2825		322-775	.415	122-353	.346	191-260	.735	108	351	459	32.8	265	10	168	175	41	77	957	68.4

Team Statistics

	YALE	OPP
Scoring	1071	957
Points per game	76.5	68.4
Scoring margin	+8.1	-
Field goals-att	386-804	322-775
Field goal pct	.480	.415
3 point fg-att	93-249	122-353
3-point FG pct	.373	.346
3-pt FG made per game	6.6	8.7
Free throws-att	206-301	191-260
Free throw pct	.684	.735
F-Throws made per game	14.7	13.6
Rebounds	502	459
Rebounds per game	35.9	32.8
Rebounding margin	+3.1	-
Assists	188	168
Assists per game	13.4	12.0
Turnovers	145	175
Turnovers per game	10.4	12.5
Turnover margin	+2.1	-
Assist/turnover ratio	1.3	1.0
Steals	86	77
Steals per game	6.1	5.5
Blocks	51	41
Blocks per game	3.6	2.9
Winning streak	3	-
Home win streak	6	-
Attendance	11289	10770
Home games-Avg/Game	7-1613	7-1539
Neutral site-Avg/Game	-	0-0

Team Results

Date	Opponent		Score	Att.
12/31/2022	at Columbia	L	60-62	1011
01/06/2023	Dartmouth	L	77-81	662
01/07/2023	Harvard	W	58-54	1894
01/13/2023	at Cornell	L	82-94	0
01/16/2023	Brown	W	81-78	1144
01/21/2023	Penn	W	70-63	1922
01/28/2023	Princeton	W	87-65	2041
02/03/2023	at Harvard	W	68-57	1636
02/04/2023	at Dartmouth	W	72-53	806
02/11/2023	Columbia	W	99-68	1706
02/17/2023	at Penn	L	64-66	2685
02/18/2023	at Princeton	Wot	93-83	2629
02/25/2023	Cornell	W	76-58	1920
03/04/2023	at Brown	W	84-75	2003



**2022-23 Yale Men's Basketball
Team Game-by-Game
All games**

Opponent	Date	Score	W	Total		3-Pointers		Free throws		Rebounds				PF	A	TO	BLK	STL	PTS	AVG
				FG-FGA	PCT	3FG-3FGA	PCT	FT-FTA	PCT	OFF	DEF	TOT	AVG							
Sarah Lawrence	11/07/2022	96-41	W	39-68	.574	11-28	.393	7-13	.538	15	40	55	55.0	14	29	16	8	11	96	96.0
vs Eastern Wash.	11/11/2022	74-60	W	24-53	.453	10-24	.417	16-21	.762	9	27	36	45.5	23	14	16	0	7	74	85.0
vs Mississippi Val.	11/13/2022	80-51	W	31-61	.508	9-31	.290	9-16	.563	12	29	41	44.0	24	19	10	6	7	80	83.3
at Hawaii	11/14/2022	62-59	Wot	24-64	.375	3-16	.188	11-16	.688	6	27	33	41.3	18	9	8	7	6	62	78.0
John Jay	11/20/2022	112-55	W	44-70	.629	11-27	.407	13-19	.684	18	32	50	43.0	9	28	6	9	9	112	84.8
Vermont	11/22/2022	73-44	W	30-58	.517	5-19	.263	8-11	.727	9	32	41	42.7	16	11	9	1	8	73	82.8
at Colorado	11/27/2022	62-65	L	27-60	.450	7-20	.350	1-1	1.000	7	30	37	41.9	17	9	14	4	6	62	79.9
Howard	11/30/2022	86-40	W	31-63	.492	18-41	.439	6-6	1.000	12	32	44	42.1	14	27	11	4	9	86	80.6
at Stony Brook	12/03/2022	77-72	W	29-63	.460	6-23	.261	13-18	.722	11	23	34	41.2	18	13	5	3	6	77	80.2
at Butler	12/06/2022	61-71	L	25-60	.417	6-20	.300	5-5	1.000	9	25	34	40.5	17	12	14	5	4	61	78.3
at Kentucky	12/10/2022	59-69	L	22-51	.431	7-17	.412	8-12	.667	11	19	30	39.5	13	9	15	2	2	59	76.5
at Fairfield	12/12/2022	77-64	W	28-57	.491	6-21	.286	15-20	.750	16	19	35	39.2	22	10	15	3	8	77	76.6
at Monmouth	12/22/2022	76-44	W	28-60	.467	7-25	.280	13-18	.722	15	36	51	40.1	19	16	16	3	5	76	76.5
at Columbia	12/31/2022	60-62	L	23-60	.383	4-19	.211	10-18	.556	12	32	44	40.4	15	8	10	6	1	60	75.4
Dartmouth	01/06/2023	77-81	L	23-53	.434	2-14	.143	29-42	.690	8	28	36	40.1	26	11	14	5	6	77	75.5
Harvard	01/07/2023	58-54	W	23-51	.451	4-15	.267	8-14	.571	6	31	37	39.9	11	13	15	3	7	58	74.4
at Cornell	01/13/2023	82-94	L	30-51	.588	6-20	.300	16-21	.762	3	22	25	39.0	25	18	16	3	5	82	74.8
Brown	01/16/2023	81-78	W	29-64	.453	8-12	.667	15-28	.536	14	29	43	39.2	16	18	11	4	6	81	75.2
Penn	01/21/2023	70-63	W	24-61	.393	10-25	.400	12-15	.800	12	21	33	38.9	11	14	5	4	6	70	74.9
Princeton	01/28/2023	87-65	W	35-59	.593	14-21	.667	3-10	.300	11	25	36	38.8	10	23	7	5	6	87	75.5
at Harvard	02/03/2023	68-57	W	27-57	.474	5-16	.313	9-12	.750	10	23	33	38.5	16	9	12	5	8	68	75.1
at Dartmouth	02/04/2023	72-53	W	27-59	.458	8-19	.421	10-13	.769	7	33	40	38.5	14	10	7	1	5	72	75.0
Columbia	02/11/2023	99-68	W	38-67	.567	4-11	.364	19-27	.704	8	33	41	38.7	16	22	5	6	9	99	76.0
at Penn	02/17/2023	64-66	L	24-55	.436	7-20	.350	9-14	.643	7	24	31	38.3	23	11	11	1	6	64	75.5
at Princeton	02/18/2023	93-83	Wot	28-67	.418	7-18	.389	30-37	.811	12	25	37	38.3	21	8	5	5	8	93	76.2
Cornell	02/25/2023	76-58	W	28-51	.549	7-19	.368	13-18	.722	5	28	33	38.1	19	19	13	1	7	76	76.2
at Brown	03/04/2023	84-75	W	27-49	.551	7-20	.350	23-32	.719	6	27	33	37.9	22	4	14	2	6	84	76.5
vs Cornell	03/11/2023	80-60	W	27-56	.482	10-16	.625	16-21	.762	8	33	41	38.0	15	20	14	7	6	80	76.6
Princeton	03/12/2023	65-74	L	22-50	.440	8-22	.364	13-19	.684	6	25	31	37.8	20	12	10	7	3	65	76.2
Total		2211		817-1698	.481	217-599	.362	360-517	.696	285	810	1095	37.8	504	426	324	120	183	2211	76.2
Opponents		1826		631-1598	.395	209-650	.322	355-513	.692	242	674	916	31.6	497	320	363	79	169	1826	63.0

Yale Averages

Games Played	Points/game	FG Pct	3FG Pct	FT Pct	Rebounds/game	Assists/game	Turnovers/game	Assist/Turnover ratio	Steals/game	Blocks/game
29	76.2	48.1	36.2	69.6	37.8	14.7	11.2	1.3	6.3	4.1



**2022-23 Yale Men's Basketball
Season/Career Statistics
All games**

Summary

Player	Season Statistics										Career Statistics									
	GP-GS	MIN/G	FG%	3FG%	FT%	R/G	A/G	STL	BLK	PTS/G	GP-GS	MIN/G	FG%	3FG%	FT%	R/G	A/G	STL	BLK	PTS/G
ARLINGTON, Devon	5-0	6.6	.222	.500	1.000	2.0	1.2	2	0	1.8	5-0	6.6	.222	.500	1.000	2.0	1.2	2	0	1.8
BASA-AMA, Yussif	12-0	8.1	.625	.200	.667	3.0	0.3	5	4	2.9	34-0	8.6	.617	.100	.385	2.5	0.5	13	16	2.4
BUYUKHANLI, Emir	11-0	5.1	.467	.417	.000	1.0	0.1	0	1	1.7	17-0	4.3	.529	.462	.000	0.9	0.1	1	1	1.4
FEINBERG, Michael	25-1	10.7	.290	.154	.600	2.3	0.7	11	0	1.8	67-1	7.7	.360	.275	.655	1.7	0.5	16	2	1.7
GHARRAM, Yassine	29-1	15.8	.395	.290	.564	3.0	2.1	27	2	3.3	38-1	12.7	.400	.290	.558	2.5	1.7	30	2	2.7
JARVIS, EJ	29-21	22.3	.556	.433	.741	5.4	0.6	16	45	11.4	61-26	17.4	.524	.342	.662	4.5	0.7	27	63	8.1
KELLY, Isaiah	29-17	19.2	.543	.385	.526	3.8	1.4	5	23	6.4	90-44	15.0	.503	.325	.572	2.9	1.0	18	52	4.6
KNOWLING, Matt	23-20	27.2	.634	.333	.623	4.7	2.4	18	5	14.1	54-38	23.9	.623	.364	.654	4.3	1.8	33	12	10.1
KOLAJA, Luke	8-0	4.2	.571	.667	.500	1.1	0.3	0	1	1.4	16-0	3.4	.389	.385	.500	0.8	0.2	0	1	1.3
MAHONEY, August	29-27	27.7	.503	.466	.926	3.1	1.5	20	2	10.7	87-28	17.7	.483	.437	.889	2.3	1.1	33	4	6.1
MBENG, Bez	29-29	28.3	.438	.326	.653	4.1	3.2	41	7	10.5	57-46	24.2	.436	.314	.676	3.6	2.6	77	16	7.7
MOLLOY, Jack	28-0	12.7	.295	.219	.680	2.2	0.7	8	6	3.3	39-0	11.1	.318	.236	.676	2.0	0.5	10	8	3.1
POULAKIDAS, John	29-29	29.2	.426	.410	.800	3.3	1.4	18	13	12.2	49-29	19.4	.420	.400	.810	2.1	0.9	20	14	8.0
RICE, Teo	11-0	5.3	.357	.273	1.000	0.9	0.5	4	1	1.4	14-0	4.5	.400	.273	1.000	0.8	0.4	5	1	1.2
TOWNSEND, Nick	11-0	4.7	.600	.333	.429	1.3	0.4	3	2	2.5	11-0	4.7	.600	.333	.429	1.3	0.4	3	2	2.5
WOLF, Danny	20-0	7.0	.426	.286	.625	2.1	0.6	5	8	2.6	20-0	7.0	.426	.286	.625	2.1	0.6	5	8	2.6

Scoring

Player	Season Statistics								Career Statistics							
	FG-FGA	FG%	3FG-3FGA	3FG%	FT-FTA	FT%	PTS	PTS/G	FG-FGA	FG%	3FG-3FGA	3FG%	FT-FTA	FT%	PTS	PTS/G
ARLINGTON, Devon	2-9	.222	1-2	.500	4-4	1.000	9	1.8	2-9	.222	1-2	.500	4-4	1.000	9	1.8
BASA-AMA, Yussif	15-24	.625	1-5	.200	4-6	.667	35	2.9	37-60	.617	1-10	.100	5-13	.385	80	2.4
BUYUKHANLI, Emir	7-15	.467	5-12	.417	0-0	.000	19	1.7	9-17	.529	6-13	.462	0-0	.000	24	1.4
FEINBERG, Michael	18-62	.290	4-26	.154	6-10	.600	46	1.8	41-114	.360	11-40	.275	19-29	.655	112	1.7
GHARRAM, Yassine	32-81	.395	9-31	.290	22-39	.564	95	3.3	34-85	.400	9-31	.290	24-43	.558	101	2.7
JARVIS, EJ	129-232	.556	13-30	.433	60-81	.741	331	11.4	198-378	.524	13-38	.342	88-133	.662	497	8.1
KELLY, Isaiah	76-140	.543	5-13	.385	30-57	.526	187	6.4	161-320	.503	13-40	.325	83-145	.572	418	4.6
KNOWLING, Matt	144-227	.634	3-9	.333	33-53	.623	324	14.1	236-379	.623	4-11	.364	70-107	.654	546	10.1
KOLAJA, Luke	4-7	.571	2-3	.667	1-2	.500	11	1.4	7-18	.389	5-13	.385	1-2	.500	20	1.3
MAHONEY, August	96-191	.503	54-116	.466	63-68	.926	309	10.7	170-352	.483	94-215	.437	96-108	.889	530	6.1
MBENG, Bez	106-242	.438	30-92	.326	62-95	.653	304	10.5	150-344	.436	37-118	.314	100-148	.676	437	7.7
MOLLOY, Jack	31-105	.295	14-64	.219	17-25	.680	93	3.3	41-129	.318	17-72	.236	23-34	.676	122	3.1
POULAKIDAS, John	120-282	.426	66-161	.410	48-60	.800	354	12.2	134-319	.420	72-180	.400	51-63	.810	391	8.0
RICE, Teo	5-14	.357	3-11	.273	2-2	1.000	15	1.4	6-15	.400	3-11	.273	2-2	1.000	17	1.2
TOWNSEND, Nick	12-20	.600	1-3	.333	3-7	.429	28	2.5	12-20	.600	1-3	.333	3-7	.429	28	2.5
WOLF, Danny	20-47	.426	6-21	.286	5-8	.625	51	2.6	20-47	.426	6-21	.286	5-8	.625	51	2.6



**Yale Men's Basketball
Individual Career Summaries
All games**

ARLINGTON, Devon

				Field Goals		3-Point		F-Throws		Rebounds								Scoring		
SEASON	TEAM	GP-GS	MIN/AVG	FG-FGA	FG%	3FG-3FGA	3FG%	FT-FTA	FT%	OFF	DEF	TOT	AVG	PF-FO	A	TO	BLK	STL	PTS	AVG
2022-23	Yale	5-0	33/6.6	2-9	.222	1-2	.500	4-4	1.000	2	8	10	2.0	0-0	6	3	0	2	9	1.8
TOTAL		5-0	33/6.6	2-9	.222	1-2	.500	4-4	1.000	2	8	10	2.0	0-0	6	3	0	2	9	1.8

Single Game Highs

Statistic	Value	
Points	3	vs Howard 11/30/22
Rebounds	6	vs John Jay 11/20/22
Assists	3	vs Sarah Lawrence 11/07/22, vs John Jay 11/20/22
Steals	2	vs Sarah Lawrence 11/07/22
FG Made	1	vs Sarah Lawrence 11/07/22, vs Howard 11/30/22
FG Attempts	3	vs Sarah Lawrence 11/07/22
3FG Made	1	vs Howard 11/30/22
3FG Attempts	1	vs Mississippi Val. 11/13/22, vs Howard 11/30/22
FT Made	2	vs Mississippi Val. 11/13/22, vs John Jay 11/20/22
FT Attempts	2	vs Mississippi Val. 11/13/22, vs John Jay 11/20/22

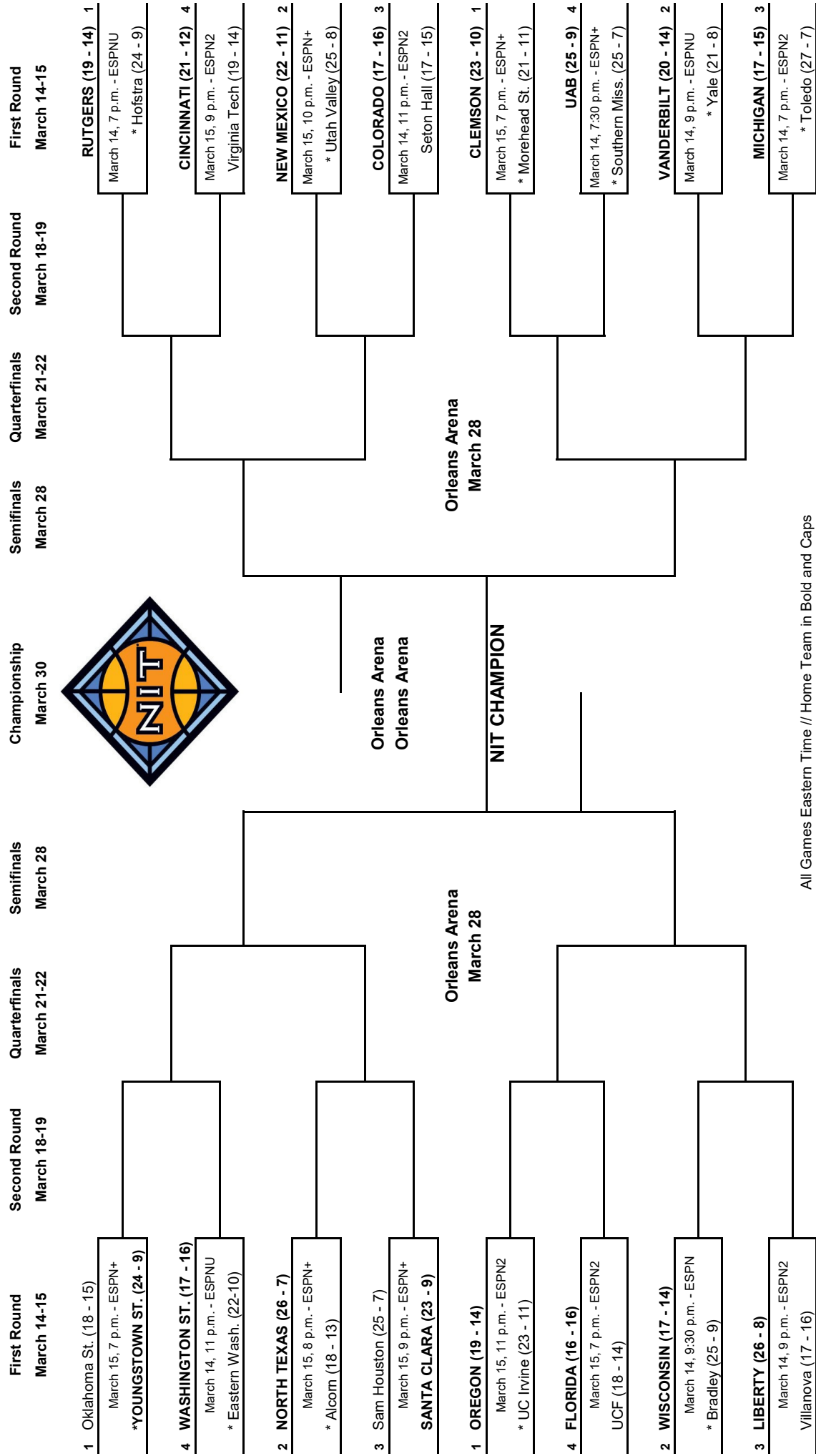
BASA-AMA, Yussif

				Field Goals		3-Point		F-Throws		Rebounds								Scoring		
SEASON	TEAM	GP-GS	MIN/AVG	FG-FGA	FG%	3FG-3FGA	3FG%	FT-FTA	FT%	OFF	DEF	TOT	AVG	PF-FO	A	TO	BLK	STL	PTS	AVG
2021-22	Yale	22-0	197/8.9	22-36	.611	0-5	.000	1-7	.143	16	33	49	2.2	34-0	13	16	12	8	45	2.0
2022-23	Yale	12-0	97/8.1	15-24	.625	1-5	.200	4-6	.667	17	19	36	3.0	15-0	4	8	4	5	35	2.9
TOTAL		34-0	293/8.6	37-60	.617	1-10	.100	5-13	.385	33	52	85	2.5	49-0	17	24	16	13	80	2.4

Single Game Highs

Statistic	Value	
Points	12	vs Mississippi Val. 11/13/22
Rebounds	12	at Fairfield 12/12/22
Assists	2	vs Vassar 11/09/21, vs Monmouth 12/14/21, vs John Jay 11/20/22
Steals	2	at Saint Mary's (CA) 12/28/21, at Colorado 11/27/22
Blocks	3	vs Vassar 11/09/21
FG Made	5	vs Mississippi Val. 11/13/22
FG Attempts	5	5 times
3FG Made	1	vs Mississippi Val. 11/13/22
3FG Attempts	1	10 times
FT Made	2	vs Sarah Lawrence 11/07/22
FT Attempts	3	vs Sarah Lawrence 11/07/22

2023 NATIONAL INVITATION TOURNAMENT



Orleans Arena
Orleans Arena

Orleans Arena
March 28

Orleans Arena
March 28

All Games Eastern Time // Home Team in Bold and Caps
*Automatic Qualifiers - Regular Season Conference Champions

Yale TV/Radio Lineup



1 Danny Wolf
6-11 • 250 • Fy., F
Glencoe, Ill.



2 Bez Mbeng
6-4 • 195 • So., G
Potomac, Md.



3 August Mahoney
6-4 • 190 • Jr., G
Saratoga Springs, N.Y.



4 John Poulakidas
6-5 • 190 • So., G
Naperville, Ill.



10 Matthue Cotton
6-5 • 200 • Sr., G
Voorhees, N.J.



11 Emir Buyukhanli
6-5 • 210 • So., G
Ankara, Turkey



12 Teo Rice
6-2 • 190 • So., G
Bethesda, Md.



13 Michael Feinberg
6-4 • 195 • Sr., G
Hidden Hills, Calif.



15 EJ Jarvis
6-8 • 220 • Sr., F
Washington, D.C.



21 Luke Kolaja
6-8 • 225 • So., F
Montclair, N.J.



22 Matt Knowing
6-5 • 195 • Jr., F
Ellington, Conn.



23 Yussif Basa-Ama
6-8 • 200 • Jr., F
Bolgatanga, Ghana



24 Yassine Gharram
6-3 • 185 • So., G
San Diego, Calif.



33 Jack Molloy
6-8 • 225 • So., F
Greenwich, Conn.



35 Isaiah Kelly
6-7 • 215 • Sr., F
Augusta, Ga.



42 Nick Townsend
6-7 • 225 • Fy., F
Chappaqua, N.Y.



44 Devon Arlington
6-3 • 193 • Fy., G
San Marcos, Calif.



Head Coach
James Jones
24th Season



**Yale Men's Basketball
Individual Career Summaries
All games**

BUYUKHANLI, Emir

				Field Goals		3-Point		F-Throws		Rebounds									Scoring	
SEASON	TEAM	GP-GS	MIN/AVG	FG-FGA	FG%	3FG-3FGA	3FG%	FT-FTA	FT%	OFF	DEF	TOT	AVG	PF-FO	A	TO	BLK	STL	PTS	AVG
2021-22	Yale	6-0	16/2.7	2-2	1.000	1-1	1.000	0-0	.000	0	4	4	0.7	0-0	1	2	0	1	5	0.8
2022-23	Yale	11-0	56/5.1	7-15	.467	5-12	.417	0-0	.000	0	11	11	1.0	5-0	1	2	1	0	19	1.7
TOTAL		17-0	72/4.3	9-17	.529	6-13	.462	0-0	.000	0	15	15	0.9	5-0	2	4	1	1	24	1.4

Single Game Highs

Statistic	Value	
Points	8	vs John Jay 11/20/22
Rebounds	2	4 times
Assists	1	at Columbia 02/12/22, vs Columbia 02/11/23
Steals	1	vs Massachusetts 11/12/21
Blocks	1	vs John Jay 11/20/22
FG Made	3	vs John Jay 11/20/22
FG Attempts	6	vs John Jay 11/20/22
3FG Made	2	vs John Jay 11/20/22
3FG Attempts	5	vs John Jay 11/20/22

COTTON, Matthue

				Field Goals		3-Point		F-Throws		Rebounds									Scoring	
SEASON	TEAM	GP-GS	MIN/AVG	FG-FGA	FG%	3FG-3FGA	3FG%	FT-FTA	FT%	OFF	DEF	TOT	AVG	PF-FO	A	TO	BLK	STL	PTS	AVG
2018-19	Yale	16-0	88/5.5	5-25	.200	2-16	.125	1-2	.500	5	11	16	1.0	9-0	4	4	1	2	13	0.8
2019-20	Yale	30-1	579/19.3	82-201	.408	45-128	.352	19-32	.594	13	65	78	2.6	35-0	28	21	5	18	228	7.6
2021-22	Yale	31-13	700/22.6	77-228	.338	44-138	.319	23-34	.676	18	95	113	3.6	38-1	30	23	4	16	221	7.1
TOTAL		77-14	1367/17.7	164-454	.361	91-282	.323	43-68	.632	36	171	207	2.7	82-1	62	48	10	36	462	6.0

Single Game Highs

Statistic	Value	
Points	23	vs Massachusetts 11/12/21
Rebounds	9	vs UAlbany 12/07/21
Assists	4	vs Vermont 12/01/19, at Massachusetts 12/11/19, vs Cornell 01/15/22
Steals	3	vs Columbia 01/31/20
Blocks	2	vs JWU (Providence) 01/12/20
FG Made	8	vs Massachusetts 11/12/21
FG Attempts	15	vs Massachusetts 11/12/21
3FG Made	6	vs Columbia 01/31/20
3FG Attempts	10	vs Columbia 01/31/20, at Brown 01/24/20, vs Massachusetts 11/12/21
FT Made	5	vs Cornell 01/15/22
FT Attempts	7	at San Francisco 11/11/19



**Yale Men's Basketball
Individual Career Summaries
All games**

FEINBERG, Michael

SEASON	TEAM	GP-GS	MIN/AVG	Field Goals		3-Point		F-Throws		Rebounds				Scoring						
				FG-FGA	FG%	3FG-3FGA	3FG%	FT-FTA	FT%	OFF	DEF	TOT	AVG	PF-FO	A	TO	BLK	STL	PTS	AVG
2018-19	Yale	8-0	13/1.7	0-3	.000	0-0	.000	2-2	1.000	1	2	3	0.4	1-0	2	1	0	0	2	0.3
2019-20	Yale	11-0	46/4.1	8-12	.667	2-4	.500	7-10	.700	5	10	15	1.4	7-0	5	4	0	0	25	2.3
2021-22	Yale	23-0	188/8.2	15-37	.405	5-10	.500	4-7	.571	12	23	35	1.5	16-0	12	9	2	5	39	1.7
2022-23	Yale	25-1	267/10.7	18-62	.290	4-26	.154	6-10	.600	18	40	58	2.3	16-0	17	10	0	11	46	1.8
TOTAL		67-1	514/7.7	41-114	.360	11-40	.275	19-29	.655	36	75	111	1.7	40-0	36	24	2	16	112	1.7

Single Game Highs

Statistic	Value	
Points	12	vs Milwaukee 11/24/21
Rebounds	8	vs JWU (Providence) 01/12/20
Assists	3	vs JWU (Providence) 01/12/20, vs Howard 11/30/22
Steals	4	at Fairfield 12/12/22
Blocks	1	vs Stony Brook 11/28/21, vs UAlbany 12/07/21
FG Made	4	vs JWU (Providence) 01/12/20, vs Milwaukee 11/24/21
FG Attempts	7	vs Milwaukee 11/24/21, vs John Jay 11/20/22
3FG Made	2	vs Milwaukee 11/24/21, at Stony Brook 12/03/22
3FG Attempts	5	vs Milwaukee 11/24/21, at Stony Brook 12/03/22
FT Made	4	vs Oberlin 11/08/19
FT Attempts	6	vs Oberlin 11/08/19

GHARRAM, Yassine

SEASON	TEAM	GP-GS	MIN/AVG	Field Goals		3-Point		F-Throws		Rebounds				Scoring						
				FG-FGA	FG%	3FG-3FGA	3FG%	FT-FTA	FT%	OFF	DEF	TOT	AVG	PF-FO	A	TO	BLK	STL	PTS	AVG
2021-22	Yale	9-0	24/2.7	2-4	.500	0-0	.000	2-4	.500	3	6	9	1.0	4-0	4	3	0	3	6	0.7
2022-23	Yale	29-1	457/15.8	32-81	.395	9-31	.290	22-39	.564	16	70	86	3.0	49-0	60	34	2	27	95	3.3
TOTAL		38-1	482/12.7	34-85	.400	9-31	.290	24-43	.558	19	76	95	2.5	53-0	64	37	2	30	101	2.7

Single Game Highs

Statistic	Value	
Points	10	at Brown 03/04/23
Rebounds	9	at Monmouth 12/22/22
Assists	7	at Cornell 01/13/23
Steals	2	8 times
Blocks	1	at Hawaii 11/14/22, vs Princeton 01/28/23
FG Made	4	at Cornell 01/13/23
FG Attempts	7	at Monmouth 12/22/22, at Princeton 02/18/23
3FG Made	2	vs John Jay 11/20/22, vs Howard 11/30/22
3FG Attempts	4	vs Howard 11/30/22, at Monmouth 12/22/22
FT Made	8	at Brown 03/04/23
FT Attempts	9	at Brown 03/04/23



**Yale Men's Basketball
Individual Career Summaries
All games**

JARVIS, Ej

SEASON	TEAM	GP-GS	MIN/AVG	Field Goals		3-Point		F-Throws		Rebounds				Other					Scoring	
				FG-FGA	FG%	3FG-3FGA	3FG%	FT-FTA	FT%	OFF	DEF	TOT	AVG	PF-FO	A	TO	BLK	STL	PTS	AVG
2019-20	Yale	10-0	43/4.3	7-15	.467	0-1	.000	7-13	.538	8	10	18	1.8	7-0	3	2	0	1	21	2.1
2021-22	Yale	22-5	374/17.0	62-131	.473	0-7	.000	21-39	.538	42	58	100	4.5	48-1	22	15	18	10	145	6.6
2022-23	Yale	29-21	646/22.3	129-232	.556	13-30	.433	60-81	.741	59	98	157	5.4	61-3	18	34	45	16	331	11.4
TOTAL		61-26	1063/17.4	198-378	.524	13-38	.342	88-133	.662	109	166	275	4.5	116-4	43	51	63	27	497	8.1

Single Game Highs

Statistic	Value	
Points	34	vs Cornell 02/25/23
Rebounds	11	at Harvard 02/09/22, vs Penn 02/18/22, at Monmouth 12/22/22
Assists	4	vs Lehigh 12/01/21
Steals	3	vs Harvard 02/05/22
Blocks	4	4 times
FG Made	13	vs Cornell 02/25/23
FG Attempts	18	vs Cornell 02/25/23
3FG Made	3	vs Cornell 02/25/23
3FG Attempts	4	vs Cornell 02/25/23
FT Made	6	at Princeton 02/18/23
FT Attempts	10	at Princeton 02/18/23



**Yale Men's Basketball
Individual Career Summaries
All games**

KELLY, Isaiah

SEASON	TEAM	GP-GS	MIN/AVG	Field Goals		3-Point		F-Throws		Rebounds									Scoring	
				FG-FGA	FG%	3FG-3FGA	3FG%	FT-FTA	FT%	OFF	DEF	TOT	AVG	PF-FO	A	TO	BLK	STL	PTS	AVG
2018-19	Yale	15-0	67/4.5	9-22	.409	1-5	.200	4-6	.667	2	9	11	0.7	13-0	2	5	2	3	23	1.5
2019-20	Yale	16-0	78/4.9	9-17	.529	0-1	.000	7-15	.467	4	5	9	0.6	7-0	1	7	1	2	25	1.6
2021-22	Yale	30-27	648/21.6	67-141	.475	7-21	.333	42-67	.627	42	84	126	4.2	70-2	45	46	26	8	183	6.1
2022-23	Yale	29-17	557/19.2	76-140	.543	5-13	.385	30-57	.526	38	73	111	3.8	63-3	42	39	23	5	187	6.4
TOTAL		90-44	1351/15.0	161-320	.503	13-40	.325	83-145	.572	86	171	257	2.9	153-5	90	97	52	18	418	4.6

Single Game Highs

Statistic	Value	
Points	18	vs Cornell 01/15/22
Rebounds	11	at Penn 01/22/22, at Princeton 02/18/23
Assists	4	4 times
Steals	2	vs Oberlin 11/08/19
Blocks	3	at Siena 11/16/21, vs Harvard 02/05/22, vs Sarah Lawrence 11/07/22
FG Made	8	vs Cornell 01/15/22
FG Attempts	11	vs Cornell 01/15/22, at Hawaii 11/14/22, at Colorado 11/27/22
3FG Made	3	at Auburn 12/04/21
3FG Attempts	4	at Auburn 12/04/21
FT Made	5	vs Oberlin 11/08/19, at Monmouth 12/22/22
FT Attempts	9	at Penn 01/22/22, vs Brown 01/16/23

KNOWLING, Matt

SEASON	TEAM	GP-GS	MIN/AVG	Field Goals		3-Point		F-Throws		Rebounds									Scoring	
				FG-FGA	FG%	3FG-3FGA	3FG%	FT-FTA	FT%	OFF	DEF	TOT	AVG	PF-FO	A	TO	BLK	STL	PTS	AVG
2021-22	Yale	31-18	664/21.4	92-152	.605	1-2	.500	37-54	.685	27	97	124	4.0	36-0	42	24	7	15	222	7.2
2022-23	Yale	23-20	625/27.2	144-227	.634	3-9	.333	33-53	.623	18	91	109	4.7	38-0	56	33	5	18	324	14.1
TOTAL		54-38	1289/23.9	236-379	.623	4-11	.364	70-107	.654	45	188	233	4.3	74-0	98	57	12	33	546	10.1

Single Game Highs

Statistic	Value	
Points	26	vs Eastern Wash. 11/11/22
Rebounds	10	at Brown 01/17/22, at Butler 12/06/22
Assists	6	vs Cornell 03/11/23
Steals	2	7 times
Blocks	2	at Penn 01/22/22, vs Columbia 01/25/22, at Columbia 12/31/22
FG Made	10	vs Sarah Lawrence 11/07/22, vs Eastern Wash. 11/11/22, vs Vermont 11/22/22
FG Attempts	17	at Hawaii 11/14/22
3FG Made	2	vs Eastern Wash. 11/11/22
3FG Attempts	3	vs Eastern Wash. 11/11/22, vs Mississippi Val. 11/13/22
FT Made	5	vs Cornell 01/15/22
FT Attempts	6	at Harvard 02/09/22



**Yale Men's Basketball
Individual Career Summaries
All games**

KOLAJA, Luke

				Field Goals		3-Point		F-Throws		Rebounds								Scoring		
SEASON	TEAM	GP-GS	MIN/AVG	FG-FGA	FG%	3FG-3FGA	3FG%	FT-FTA	FT%	OFF	DEF	TOT	AVG	PF-FO	A	TO	BLK	STL	PTS	AVG
2021-22	Yale	8-0	21/2.7	3-11	.273	3-10	.300	0-0	.000	1	2	3	0.4	0-0	1	3	0	0	9	1.1
2022-23	Yale	8-0	34/4.2	4-7	.571	2-3	.667	1-2	.500	3	6	9	1.1	2-0	2	2	1	0	11	1.4
TOTAL		16-0	55/3.4	7-18	.389	5-13	.385	1-2	.500	4	8	12	0.8	2-0	3	5	1	0	20	1.3

Single Game Highs

Statistic	Value	
Points	5	vs Columbia 02/11/23
Rebounds	3	at Monmouth 12/22/22
Assists	1	at Siena 11/16/21, vs Sarah Lawrence 11/07/22, vs Howard 11/30/22
Blocks	1	vs Sarah Lawrence 11/07/22
FG Made	2	vs Columbia 02/11/23
FG Attempts	5	vs Vassar 11/09/21
3FG Made	1	5 times
3FG Attempts	4	vs Vassar 11/09/21
FT Made	1	vs Sarah Lawrence 11/07/22
FT Attempts	2	vs Sarah Lawrence 11/07/22

MAHONEY, August

				Field Goals		3-Point		F-Throws		Rebounds								Scoring		
SEASON	TEAM	GP-GS	MIN/AVG	FG-FGA	FG%	3FG-3FGA	3FG%	FT-FTA	FT%	OFF	DEF	TOT	AVG	PF-FO	A	TO	BLK	STL	PTS	AVG
2019-20	Yale	29-0	313/10.8	37-69	.536	18-40	.450	13-15	.867	7	33	40	1.4	39-0	22	14	2	7	105	3.6
2021-22	Yale	29-1	428/14.7	37-92	.402	22-59	.373	20-25	.800	9	66	75	2.6	48-0	26	31	0	6	116	4.0
2022-23	Yale	29-27	804/27.7	96-191	.503	54-116	.466	63-68	.926	10	79	89	3.1	53-0	44	28	2	20	309	10.7
TOTAL		87-28	1544/17.7	170-352	.483	94-215	.437	96-108	.889	26	178	204	2.3	140-0	92	73	4	33	530	6.1

Single Game Highs

Statistic	Value	
Points	20	vs Brown 01/16/23
Rebounds	7	4 times
Assists	5	vs Sarah Lawrence 11/07/22
Steals	3	vs Cornell 03/11/23
Blocks	1	4 times
FG Made	7	vs Brown 01/16/23
FG Attempts	13	at Columbia 12/31/22, vs Penn 01/21/23
3FG Made	6	vs Howard 11/30/22
3FG Attempts	10	vs Howard 11/30/22
FT Made	10	vs Dartmouth 01/06/23, at Princeton 02/18/23
FT Attempts	12	vs Dartmouth 01/06/23



**Yale Men's Basketball
Individual Career Summaries
All games**

MBENG, Bez

				Field Goals		3-Point		F-Throws		Rebounds								Scoring		
SEASON	TEAM	GP-GS	MIN/AVG	FG-FGA	FG%	3FG-3FGA	3FG%	FT-FTA	FT%	OFF	DEF	TOT	AVG	PF-FO	A	TO	BLK	STL	PTS	AVG
2021-22	Yale	28-17	556/19.9	44-102	.431	7-26	.269	38-53	.717	9	77	86	3.1	54-2	52	42	9	36	133	4.8
2022-23	Yale	29-29	820/28.3	106-242	.438	30-92	.326	62-95	.653	14	104	118	4.1	78-5	94	61	7	41	304	10.5
TOTAL		57-46	1377/24.2	150-344	.436	37-118	.314	100-148	.676	23	181	204	3.6	132-7	146	103	16	77	437	7.7

Single Game Highs

Statistic	Value	
Points	27	at Brown 03/04/23
Rebounds	11	vs Princeton 03/13/22
Assists	8	vs Howard 11/30/22, vs Princeton 01/28/23
Steals	4	at Princeton 02/18/23
Blocks	2	vs Penn 02/18/22, vs Sarah Lawrence 11/07/22
FG Made	10	at Brown 03/04/23
FG Attempts	16	vs Princeton 03/12/23
3FG Made	3	vs Howard 11/30/22, vs Penn 01/21/23, vs Princeton 01/28/23
3FG Attempts	7	at Stony Brook 12/03/22, vs Princeton 03/12/23
FT Made	9	at Princeton 02/18/23
FT Attempts	10	at Princeton 02/18/23

MOLLOY, Jack

				Field Goals		3-Point		F-Throws		Rebounds								Scoring		
SEASON	TEAM	GP-GS	MIN/AVG	FG-FGA	FG%	3FG-3FGA	3FG%	FT-FTA	FT%	OFF	DEF	TOT	AVG	PF-FO	A	TO	BLK	STL	PTS	AVG
2021-22	Yale	11-0	76/6.9	10-24	.417	3-8	.375	6-9	.667	6	10	16	1.5	14-0	1	7	2	2	29	2.6
2022-23	Yale	28-0	356/12.7	31-105	.295	14-64	.219	17-25	.680	18	44	62	2.2	41-0	20	9	6	8	93	3.3
TOTAL		39-0	432/11.1	41-129	.318	17-72	.236	23-34	.676	24	54	78	2.0	55-0	21	16	8	10	122	3.1

Single Game Highs

Statistic	Value	
Points	14	at Kentucky 12/10/22
Rebounds	6	vs Eastern Wash. 11/11/22, at Brown 03/04/23
Assists	2	4 times
Steals	2	vs Vassar 11/09/21
Blocks	2	vs Mississippi Val. 11/13/22
FG Made	5	at Kentucky 12/10/22
FG Attempts	9	at Kentucky 12/10/22
3FG Made	2	vs Sarah Lawrence 11/07/22, vs Mississippi Val. 11/13/22, at Kentucky 12/10/22
3FG Attempts	5	vs Howard 11/30/22, at Kentucky 12/10/22
FT Made	5	at Monmouth 12/22/22
FT Attempts	6	at Monmouth 12/22/22



**Yale Men's Basketball
Individual Career Summaries
All games**

POULAKIDAS, John

SEASON	TEAM	GP-GS	MIN/AVG	Field Goals		3-Point		F-Throws		Rebounds				Scoring						
				FG-FGA	FG%	3FG-3FGA	3FG%	FT-FTA	FT%	OFF	DEF	TOT	AVG	PF-FO	A	TO	BLK	STL	PTS	AVG
2021-22	Yale	20-0	102/5.1	14-37	.378	6-19	.316	3-3	1.000	2	7	9	0.5	7-0	2	1	1	2	37	1.9
2022-23	Yale	29-29	847/29.2	120-282	.426	66-161	.410	48-60	.800	17	78	95	3.3	55-1	41	28	13	18	354	12.2
TOTAL		49-29	949/19.4	134-319	.420	72-180	.400	51-63	.810	19	85	104	2.1	62-1	43	29	14	20	391	8.0

Single Game Highs

Statistic	Value	
Points	30	at Princeton 02/18/23
Rebounds	7	vs Mississippi Val. 11/13/22, vs Princeton 03/12/23, vs Cornell 03/11/23
Assists	5	vs Cornell 03/11/23
Steals	2	6 times
Blocks	2	vs Howard 11/30/22, at Cornell 01/13/23
FG Made	11	at Princeton 02/18/23
FG Attempts	19	at Princeton 02/18/23
3FG Made	6	at Colorado 11/27/22, vs Cornell 03/11/23
3FG Attempts	8	4 times
FT Made	5	vs Cornell 03/11/23
FT Attempts	7	at Fairfield 12/12/22

RICE, Teo

SEASON	TEAM	GP-GS	MIN/AVG	Field Goals		3-Point		F-Throws		Rebounds				Scoring						
				FG-FGA	FG%	3FG-3FGA	3FG%	FT-FTA	FT%	OFF	DEF	TOT	AVG	PF-FO	A	TO	BLK	STL	PTS	AVG
2021-22	Yale	3-0	5/1.5	1-1	1.000	0-0	.000	0-0	.000	0	1	1	0.3	0-0	0	0	0	1	2	0.7
2022-23	Yale	11-0	58/5.3	5-14	.357	3-11	.273	2-2	1.000	1	9	10	0.9	4-0	5	4	1	4	15	1.4
TOTAL		14-0	63/4.5	6-15	.400	3-11	.273	2-2	1.000	1	10	11	0.8	4-0	5	4	1	5	17	1.2

Single Game Highs

Statistic	Value	
Points	6	vs Sarah Lawrence 11/07/22
Rebounds	3	vs Howard 11/30/22
Assists	2	vs Columbia 02/11/23
Steals	2	vs John Jay 11/20/22
Blocks	1	vs John Jay 11/20/22
FG Made	2	vs Sarah Lawrence 11/07/22
FG Attempts	4	vs Sarah Lawrence 11/07/22
3FG Made	2	vs Sarah Lawrence 11/07/22
3FG Attempts	4	vs Sarah Lawrence 11/07/22
FT Made	2	vs John Jay 11/20/22
FT Attempts	2	vs John Jay 11/20/22



**Yale Men's Basketball
Individual Career Summaries
All games**

TOWNSEND, Nick

				Field Goals		3-Point		F-Throws		Rebounds									Scoring	
SEASON	TEAM	GP-GS	MIN/AVG	FG-FGA	FG%	3FG-3FGA	3FG%	FT-FTA	FT%	OFF	DEF	TOT	AVG	PF-FO	A	TO	BLK	STL	PTS	AVG
2022-23	Yale	11-0	52/4.7	12-20	.600	1-3	.333	3-7	.429	6	8	14	1.3	7-0	4	1	2	3	28	2.5
TOTAL		11-0	52/4.7	12-20	.600	1-3	.333	3-7	.429	6	8	14	1.3	7-0	4	1	2	3	28	2.5

Single Game Highs

Statistic	Value	
Points	15	vs John Jay 11/20/22
Rebounds	6	vs Sarah Lawrence 11/07/22
Assists	3	vs John Jay 11/20/22
Steals	2	vs John Jay 11/20/22
Blocks	2	vs Sarah Lawrence 11/07/22
FG Made	6	vs John Jay 11/20/22
FG Attempts	8	vs John Jay 11/20/22
3FG Made	1	vs John Jay 11/20/22
3FG Attempts	1	vs Sarah Lawrence 11/07/22, vs John Jay 11/20/22, vs Cornell 02/25/23
FT Made	2	vs John Jay 11/20/22
FT Attempts	3	vs John Jay 11/20/22

WOLF, Danny

				Field Goals		3-Point		F-Throws		Rebounds									Scoring	
SEASON	TEAM	GP-GS	MIN/AVG	FG-FGA	FG%	3FG-3FGA	3FG%	FT-FTA	FT%	OFF	DEF	TOT	AVG	PF-FO	A	TO	BLK	STL	PTS	AVG
2022-23	Yale	20-0	140/7.0	20-47	.426	6-21	.286	5-8	.625	16	26	42	2.1	17-0	12	13	8	5	51	2.6
TOTAL		20-0	140/7.0	20-47	.426	6-21	.286	5-8	.625	16	26	42	2.1	17-0	12	13	8	5	51	2.6

Single Game Highs

Statistic	Value	
Points	8	at Brown 03/04/23
Rebounds	5	5 times
Assists	3	vs John Jay 11/20/22
Steals	2	at Princeton 02/18/23
Blocks	2	vs Columbia 02/11/23, at Princeton 02/18/23, vs Cornell 03/11/23
FG Made	3	vs Sarah Lawrence 11/07/22, at Brown 03/04/23
FG Attempts	5	4 times
3FG Made	1	6 times
3FG Attempts	3	at Princeton 02/18/23, at Brown 03/04/23
FT Made	2	vs John Jay 11/20/22
FT Attempts	2	4 times

Team Records

POINTS SCORED

Half	66	vs Allegheny, Nov. 12, 2006 (98-55)
Game	114	vs Middlebury, Jan. 5, 1980 (114-74)
Combined	237	at Stanford, Dec. 6, 1985 (108-129)
Season	2427	2018-19

POINTS ALLOWED

MOST

Half	70	at Stanford, Dec. 6, 1985
Game	129	at Stanford, Dec. 6, 1985 (108-129)
Season	2288	2017-18

LEAST

Half	(post 1950) 10	vs Swarthmore, Dec. 8, 1990 (78-35)
	(pre 1950) 2	vs. Cornell, Jan. 19, 1901 (22-2)
Game	(post 1950) 31	vs Brown, Jan. 19, 1991 (52-31)
	(pre 1950) 2	vs. Cornell, Jan. 19, 1901 (22-2)
Season	1394	1949-50 (26 games)

LARGEST MARGIN

Of Victory	65	twice (most recent vs. Curry, 11/19/17 (107-42))
Of Defeat	54	at Clemson, Nov. 26, 1976 (104-50)

FIELD GOALS

ATTEMPTED

Game	99	vs Rhode Isl., Mar. 2, 1955 (37 made) at Marshall, Dec. 21, 1968 (29) at Old Dominion, Dec. 27, 1973 (36)
Season	2467	1948-49 (788 made)

MADE

Game	48	vs Middlebury, Jan. 5, 1980
Season	893	2018-19 (1812 attempted)

PERCENTAGE

Game	.716	vs Swarthmore, Jan. 12, 1989 (48 made, 67 att.)
Season	.518	1982-83 (781 made, 1509 attempted)

THREE POINT FGs

ATTEMPTS

Game	41	vs. Howard, Nov. 30, 2022
Season	759	2017-18 (252 made)

MADE

Game	18	vs. Howard, Nov. 30, 2022 (41 att.)
Season	265	2019-20 (714 att.)

PERCENTAGE

Game	.750	vs Case Western, Dec. 1, 1989 (9-12)
Season	.422	1986-87 (111 made, 263 att.)

FREE THROWS

ATTEMPTS

Game	48	vs Cornell, Feb. 19, 1960; vs Army, Jan. 14, 1956
Season	854	2013-14 (592 made)

MADE

Game	37	vs Fairfield, Jan. 22, 1982
Season	592	2013-14 (854 attempted)

PERCENTAGE (min. 20 attempts)

Game	.957	vs Princeton, Feb. 10, 1967 (22 made, 23 att.)
Season	.736	2002-03 (377 made, 512 attempted)


GAMES PLAYED

SINGLE SEASON

Most Played	38	1906-07 (30-7-1 record)
Most Won	30	1906-07 (30-7-1 record)
Most Lost	22	1998-99 (4-22 record)
Most OT Played	5	1997-98 (won 3, lost 2)

STREAKS

Winning Streak	13	1906-07
Losing Streak	12	Last two, 1934-35; first 10, 1935-36



Individual Records

POINTS SCORED

GAME	52	Tony Lavelli vs Williams, Feb. 26, 1949
by a Freshman	39	Tony Lavelli vs Army, Feb. 2, 1946
by a Sophomore	41	John Lee vs Harvard, March 10, 1956
by a Junior	39	Butch Graves vs Harvard, March 5, 1983
by a Senior	52	Tony Lavelli vs Williams, Feb. 26, 1949
by an Opponent	45	Rick Barry, Miami Dec. 28, 1964
Home	52	Tony Lavelli vs Williams, Feb. 26, 1949
Away	36	Larry Downs at Columbia, Feb. 20, 1959 Rick Kaminsky at Tulane, Dec. 23, 1963
Neutral Site	35	Jim Morgan vs LSU, Dec. 30, 1969
Ivy Game	41	John Lee vs Harvard, March 10, 1956
Non-Ivy Game	52	Tony Lavelli vs Williams, Feb. 26, 1949
One Half	33	Tony Lavelli vs Williams, Feb. 26, 1949 (2nd)
By Two Players	76	John Lee (40) and Larry Downs (36) vs Harvard, March 5, 1958
SEASON	671	Tony Lavelli, 1948-49
by a Freshman	458	Ed Petersen, 1988-89
by a Sophomore	605	John Lee, 1955-56
by a Junior	606	Butch Graves, 1982-83
by a Senior	671	Tony Lavelli, 1948-49

CAREER 2090 Butch Graves, 1980-84 (4 years)
1510 Jim Morgan, 1968-71 (3 years)

SCORING AVERAGE

Season	24.9	Rick Kaminsky, 1963-64 (24 games, 598 points)
Career	20.7	Jim Morgan, 1968-71 (73 games, 1510 points)

DOUBLE FIGURE SCORING GAMES

Season	30	Paul Atkinson, 2019-20
Career	93	Butch Graves, 1980-84
Consecutive	46	Tony Lavelli, 1946-47-1948-49

20-POINT GAMES

Season	19	Tony Lavelli, 1948-49
Career	54	Butch Graves, 1980-84
Consecutive	14	Rick Kaminsky, 1962-63, '63-64

30-POINT GAMES

Season	5	Butch Graves, 1983-84; Jim Morgan, 1969-70
Career	12	Butch Graves, 1980-84
Consecutive	2	Tony Lavelli, 1948-49; Rick Kaminsky, 1963-64, twice Jim Morgan, 1969-70; Butch Graves, 1983-84 Miye Oni, 2018-19

40-POINT GAMES

Season	2	Tony Lavelli, 1948-49
Career	2	Tony Lavelli, 1945-49; John Lee, 1955-58

FIELD GOALS

ATTEMPTS


Game	37	John Lee vs Princeton, Feb. 22, 1956 (11 made)
Season	684	John Lee, 1955-56 (218 made)
Career	1635	Butch Graves, 1980-84 (816)

MADE

Game	20	Tony Lavelli vs Williams, Feb. 26, 1949
Season	246	Butch Graves, 1983-84 (518 att.)
Career	816	Butch Graves, 1980-84 (1635 att.)

PERCENTAGE (min. 8 att/game)

Game	1.000	Paul Atkinson vs Iona, Dec. 22, 2018 (10-10)
Season	.697	Paul Atkinson, 2018-19 (106-152)
Career	.661	Paul Atkinson, 2017-20 (422-638)



Individual Records

THREE-POINT FIELD GOALS

ATTEMPTS

Game	13	Azar Swain at Penn State Nov. 23, 2019 (6 made) Chris Leanza at Vermont Dec. 7, 2000 (8 made)
Season	240	Azar Swain, 2019-20 (93 made)
Career	568	Eric Flato, 2004-08 (213 made)

MADE

Game	8	Chris Leanza at Vermont Dec. 7, 2000 Matt Ricketts vs. Cornell Feb. 20, 1998 (11 attempts)
Season	93	Azar Swain, 2019-20 (240 attempted)
Career	230	Azar Swain, (536 attempted)

PERCENTAGE (min. 4 att/game)

Game	1.000	many players (4-4) most recent Jack Montague vs. Baruch Jan. 11, 2014
Season	.510	Ed Peterson, 1988-89 (53-104)
Career	.471	Paul Maley, 1986-88 (56-119)

FREE THROWS

ATTEMPTS

Game	24	Dave Hobson vs Harvard, Feb. 26, 1956 (17 made)
Season	261	Tony Lavelli, 1948-49 (215 made)
Career	722	Tony Lavelli, 1946-49 (564 made)

MADE

Game	21	John Lee vs Oregon State, Dec. 27, 1957 (21 attempted)
Season	215	Tony Lavelli, 1948-49 (261 attempts)
Career	564	Tony Lavelli, 1946-49 (722 attempts)

PERCENTAGE (min. 2.5 att/game)

Game	1.000	John Lee vs Oregon State, Dec. 27, 1957 (21-21)
Season	.912	Austin Morgan, 2012-13 (93-102)
Career	.859	Austin Morgan, 2009-13 (310-361)
Consecutive	40	Alex Copeland, 2017-18 - 2018-19

REBOUNDS

Game	32	Ed Robinson vs Harvard, March 10, 1956
Season	433	Ed Robinson, 1955-56
Career	1182	Ed Robinson, 1954-57

ASSISTS

Game	17	Peter White vs Harvard, Feb. 7, 1987
Season	225	Larry Zigarelli, 1979-80
Career	611	Peter White, 1984-87

BLOCKED SHOTS

Game	9	Chris Dudley at Cornell, Feb. 14, 1987
Season	85	Greg Mangano, 2010-11
Career	213	Greg Mangano, 2008-12

STEALS


Game	8	Dean Campbell vs Bucknell, Jan. 4, 1989
Season	65	Reggie Willhite, 2011-12
Career	167	Alex Zampier, 2006-10

PERSONAL FOULS

Season	110	Travis McCready, 1989-90
Career	360	Travis McCready, 1987-91

DISQUALIFICATIONS

Season	15	Spencer Schnaitter, 1952-53
Career	43	Spencer Schnaitter, 1951-54



Edwin Draughan '05

Postseason Honors

First-Team All-Ivy Selections

1956	John Lee	1985	Chris Dudley	2014	Justin Sears
1957	John Lee	1986	Chris Dudley	2015	Justin Sears
1958	Larry Downs	1987	Chris Dudley		Javier Duren
	John Lee		Paul Maley	2016	Justin Sears
1959	Larry Downs	1988	Paul Maley		Makai Mason
1961	Bill Madden	1990	Dean Campbell		Brandon Sherrod
1962	Bill Madden	1992	Ed Petersen	2018	Miye Oni
1963	Rick Kaminsky		Casey Cammann	2019	Miye Oni
1964	Rick Kaminsky	1998	Emerson Whitley		Alex Copeland
1967	Rick Johnson	2005	Edwin Draughan	2020	Paul Atkinson
1980	Larry Zigerelli	2006	Dominick Martin		Jordan Bruner
1981	Tim Daaleman	2007	Eric Flato		Azar Swain
1983	Butch Graves	2011	Greg Mangano	2022	Azar Swain
1984	Butch Graves	2012	Greg Mangano		



Justin Sears '16

Ivy Player of the Year

1988	Paul Maley
2015	Justin Sears
2016	Justin Sears
2019	Miye Oni
2020	Paul Atkinson

Ivy Rookies of the Year

1979	Tim Daaleman
1980	Steve Leondis
1989	Ed Petersen
1995	Gabe Huperton
2002	Alex Gamboa

Ivy Defensive Player of the Year

2012	Reggie Willhite
2020	Jalen Gabbidon

Ivy Coach of the Year

2015	James Jones
2016	James Jones
2020	James Jones

Rhodes Scholarships

1968	Robert McCallum
1974	Mike Oristaglio
	James McGuire
2015	Matt Townsend
2017	JT Flowers