



Officials: Anthony Jordan, Steven Anderson, Todd Austin

Mississippi St. - 72

Record: 20-11 (8-10)

NO.	Name	F	Min	FG	3P	FT	Rebounds			Fouls		TP	AS	TO	ST	Blocks		+/-
				M-A	M-A	M-A	OR	DR	TOT	PF	FD					BS	BA	
0	D.J. Jeffries	F	34:34	8-13	1-5	0-0	0	11	11	2	0	17	2	1	0	0	0	2
1	Tolu Smith	F	31:03	9-17	0-0	9-15	9	2	11	4	9	27	2	3	1	0	1	-6
4	Cameron Matthews	F	33:26	0-6	0-1	0-2	8	3	11	3	3	0	2	4	0	1	0	-5
3	Shakeel Moore	G	31:24	6-13	1-6	0-0	0	4	4	2	1	13	2	0	0	0	1	0
10	Dashawn Davis	G	26:05	2-3	1-1	0-0	0	1	1	1	0	5	1	2	2	0	0	-11
11	Eric Reed, Jr.		10:28	0-2	0-2	0-0	1	0	1	0	0	0	0	1	1	0	0	2
13	Will McNair Jr.		08:57	1-1	0-0	1-2	0	0	0	2	1	3	1	1	0	1	0	-1
14	Tyler Stevenson		04:04	0-3	0-0	0-0	1	0	1	0	0	0	0	0	0	0	0	-3
30	Shawn Jones, Jr.		19:59	2-3	1-2	2-2	2	0	2	3	1	7	0	1	0	0	0	-3
Team							2	1	3			0		1				
Totals				28-61	4-17	12-21	23	22	45	17	15	72	10	14	4	2	2	-5

Shooting By Period		
1 st FG%	11-25	44.0%
3PT%	2-5	40.0%
FT%	3-7	42.9%
2 nd FG%	17-36	47.2%
3PT%	2-12	16.7%
FT%	9-14	64.3%
GM FG%	28-61	45.9%
3PT%	4-17	23.5%
FT%	12-21	57.1%

Dead Ball Rebounds: 3, 0

Technical Fouls::NONE

Vanderbilt - 77

Record: 18-13 (11-7)

NO.	Name	F	Min	FG	3P	FT	Rebounds			Fouls		TP	AS	TO	ST	Blocks		+/-
				M-A	M-A	M-A	OR	DR	TOT	PF	FD					BS	BA	
42	Quentin Millora-Brown	F	31:09	1-3	0-0	0-1	0	4	4	4	3	2	0	1	0	0	0	15
0	Tyrin Lawrence	G	33:06	6-12	2-5	2-4	1	3	4	3	5	16	2	2	2	0	0	8
4	Jordan Wright	G	32:40	5-9	3-5	6-6	2	4	6	2	5	19	3	2	1	0	0	3
5	Ezra Manjon	G	32:36	5-10	0-0	5-7	1	0	1	0	4	15	7	0	2	1	1	15
20	Emmanuel Ansong	G	16:47	2-4	0-1	0-0	1	1	2	1	0	4	0	0	1	0	0	4
10	Myles Stute		23:11	4-8	4-8	0-0	0	1	1	1	0	12	0	1	1	0	0	-1
12	Trey Thomas		11:46	1-2	1-2	0-0	0	0	0	0	0	3	0	1	0	0	0	-9
1	Colin Smith		08:56	1-3	1-3	0-0	0	1	1	2	0	3	0	0	0	0	0	1
3	Paul Lewis		07:24	1-1	1-1	0-0	0	0	0	0	0	3	0	0	0	0	0	-10
23	Malik Dia		02:25	0-1	0-0	0-0	2	0	2	2	0	0	0	0	0	1	1	-1
Team							1	2	3			0		2				
Totals				26-53	12-25	13-18	8	16	24	15	17	77	12	9	7	2	2	5

Shooting By Period		
1 st FG%	15-30	50.0%
3PT%	7-15	46.7%
FT%	0-0	0%
2 nd FG%	11-23	47.8%
3PT%	5-10	50.0%
FT%	13-18	72.2%
GM FG%	26-53	49.1%
3PT%	12-25	48.0%
FT%	13-18	72.2%

Dead Ball Rebounds: 2, 0

Technical Fouls::NONE

	MSU	Vandy
Biggest lead	0 (1 st 20:00)	15 (2 nd 19:07)
Best Scoring Run	9 (2 nd 16:51)	8 (2 nd 5:58)
Lead Changes	0	
Times Tied	1	
Time with Lead	00:00	37:55

	MSU	Vandy
Points from		
Turnovers	16	16
Paint	36	22
Second Chance	25	8
Fast Breaks	4	9
Bench	10	21

	Period by Period Scoring		
	1st	2nd	TOT
MSU	27	45	72
Vandy	37	40	77



Period 1

Quarter Starters:

Vandy	0 Lawrence T	4 Wright J	5 Manjon E	20 Ansong E	42 Millora-Brown Q
MSU	0 Jeffries D	1 Smith T	3 Moore S	4 Matthews C	10 Davis D

Game Time	Vandy	Score	Diff	MSU
20:00	42 MILLORA-BROWN Q jumpball won			1 SMITH T jumpball lost
19:35	5 MANJON E 2pt FG in the paint, pull up jump shot missed			
19:29				1 SMITH T defensive rebound (1)
19:13				1 SMITH T 2pt FG in the paint, layup missed
19:10	4 WRIGHT J defensive rebound (1)			
18:46	0 LAWRENCE T 3pt FG , jump shot made (3)	3-0	3	
18:35				1 SMITH T 2pt FG in the paint, layup missed
18:31	42 MILLORA-BROWN Q defensive rebound (1)			
18:18	jump ball situation			
18:18	4 WRIGHT J turnover lost ball (1)			10 DAVIS D steal (1)
18:01		3-3	0	10 DAVIS D 3pt FG from turnover, jump shot made (3)
18:01				3 MOORE S assist (1)
17:32	20 ANSONG E 3pt FG , jump shot missed			
17:28				0 JEFFRIES D defensive rebound (1)
17:19	0 LAWRENCE T steal (1)			10 DAVIS D turnover lost ball (1)
17:10	20 ANSONG E 2pt FG from turnover in the paint, layup made (2)	5-3	2	
17:10	5 MANJON E assist (1)			
16:40				1 SMITH T turnover travel (1)
16:11	20 ANSONG E 2pt FG from turnover in the paint, layup missed			
16:06				0 JEFFRIES D defensive rebound (2)
15:56	5 MANJON E steal (1)			4 MATTHEWS C turnover lost ball (1)
15:38	5 MANJON E 2pt FG from turnover in the paint, driving layup missed			
15:30	20 ANSONG E offensive rebound (1)			
15:30	20 ANSONG E 2pt FG from turnover second chance in the paint, layup made (4)	7-3	4	
15:22	20 ANSONG E steal (1)			4 MATTHEWS C turnover lost ball (2)
15:17	4 WRIGHT J 3pt FG from turnover, jump shot made (3)	10-3	7	
15:17	5 MANJON E assist (2)			
15:01				0 JEFFRIES D 3pt FG , jump shot missed
15:00				4 MATTHEWS C offensive rebound (1)
15:00	20 ANSONG E foul personal (1 - 1)			4 MATTHEWS C foul drawn (1)
15:00	Timeout media			
15:00				1 SMITH T substitution out
15:00				10 DAVIS D substitution out
15:00				11 REED, JR. E substitution in
15:00				13 MCNAIR JR. W substitution in
14:57		10-5	5	0 JEFFRIES D 2pt FG second chance outside the paint, jump shot made (2)
14:57				3 MOORE S assist (2)
14:41	0 LAWRENCE T 3pt FG , jump shot missed			
14:36				4 MATTHEWS C defensive rebound (2)
14:27				11 REED, JR. E turnover bad pass (1)
14:01	5 MANJON E 2pt FG from turnover in the paint, layup blocked			



Mississippi St. at Vanderbilt

03/04/23 Memorial Gymnasium, Nashville
2022-23 Men's Basketball

Game Time: 7:30 PM
Game Duration: 2:08
Attendance: 10,544

Officials: Anthony Jordan, Steven Anderson, Todd Austin

Game Time	Vandy	Score	Diff	MSU
14:01				13 MCNAIR JR. W block (1)
14:01				3 MOORE S defensive rebound (1)
13:56				3 MOORE S 2pt FG in the paint, driving layup missed
13:53	defensive rebound (4)			
13:53	0 LAWRENCE T substitution out			
13:53	20 ANSONG E substitution out			
13:53	10 STUTE M substitution in			
13:53	12 THOMAS T substitution in			
13:53				0 JEFFRIES D substitution out
13:53				4 MATTHEWS C substitution out
13:53				14 STEVENSON T substitution in
13:53				30 JONES, JR. S substitution in
13:42	4 WRIGHT J substitution out			
13:42	1 SMITH C substitution in			
13:25	5 MANJON E 2pt FG outside the paint, jump shot made (2)	12-5	7	
12:57		12-7	5	13 MCNAIR JR. W 2pt FG in the paint, hook shot made (2)
12:36	1 SMITH C 3pt FG , jump shot missed			
12:32				3 MOORE S defensive rebound (2)
12:21				14 STEVENSON T 2pt FG outside the paint, jump shot missed
12:18	1 SMITH C defensive rebound (1)			
11:53	10 STUTE M 3pt FG , jump shot made (3)	15-7	8	
11:53	5 MANJON E assist (3)			
11:26	42 MILLORA-BROWN Q foul drawn (1)			13 MCNAIR JR. W foul offensive (1 - 1)
11:26				13 MCNAIR JR. W turnover offensive (1)
11:26	Timeout media			
11:26	5 MANJON E substitution out			
11:26	42 MILLORA-BROWN Q substitution out			
11:26	3 LEWIS P substitution in			
11:26	23 DIA M substitution in			
11:26				3 MOORE S substitution out
11:26				13 MCNAIR JR. W substitution out
11:26				1 SMITH T substitution in
11:26				10 DAVIS D substitution in
11:19	10 STUTE M 3pt FG from turnover, jump shot missed			
11:17				defensive rebound (8)
11:17	1 SMITH C substitution out			
11:17	0 LAWRENCE T substitution in			
11:02				14 STEVENSON T 2pt FG outside the paint, jump shot missed
10:57				1 SMITH T offensive rebound (2)
10:57				1 SMITH T 2pt FG second chance in the paint, layup blocked
10:57	23 DIA M block (1)			
10:57				14 STEVENSON T offensive rebound (1)
10:50				14 STEVENSON T 2pt FG second chance in the paint, layup missed
10:48				1 SMITH T offensive rebound (3)
10:48	23 DIA M foul shooting (1 - 2)			1 SMITH T foul drawn (1)
10:48				1 SMITH T free throw 1 - 2 missed
10:48				offensive dead ball rebound (1)
10:48				11 REED, JR. E substitution out



Mississippi St. at Vanderbilt

03/04/23 Memorial Gymnasium, Nashville
2022-23 Men's Basketball

Game Time: 7:30 PM
Game Duration: 2:08
Attendance: 10,544

Officials: Anthony Jordan, Steven Anderson, Todd Austin

Game Time	Vandy	Score	Diff	MSU
10:48				0 JEFFRIES D substitution in
10:48		15-8	7	1 SMITH T free throw 2 - 2 made (1)
10:41	0 LAWRENCE T foul drawn (1)			0 JEFFRIES D foul personal (1 - 2)
10:36	12 THOMAS T 3pt FG , jump shot missed			
10:32	23 DIA M offensive rebound (1)			
10:28	0 LAWRENCE T turnover lost ball (1)			10 DAVIS D steal (2)
10:24		15-10	5	10 DAVIS D 2pt FG fast break from turnover in the paint, dunk, made (5)
10:08	3 LEWIS P 3pt FG , jump shot made (3)	18-10	8	
10:08	0 LAWRENCE T assist (1)			
09:49				30 JONES, JR. S turnover bad pass (1)
09:49				14 STEVENSON T substitution out
09:49				4 MATTHEWS C substitution in
09:33	0 LAWRENCE T 2pt FG from turnover in the paint, driving layup missed			
09:28	23 DIA M offensive rebound (2)			
09:28	23 DIA M 2pt FG from turnover second chance in the paint, layup blocked			
09:28				4 MATTHEWS C block (1)
09:25				0 JEFFRIES D defensive rebound (3)
09:01	23 DIA M foul shooting (2 - 3)			1 SMITH T foul drawn (2)
09:01		18-11	7	1 SMITH T free throw 1 - 2 made (2)
09:01	23 DIA M substitution out			
09:01	42 MILLORA-BROWN Q substitution in			
09:01				1 SMITH T free throw 2 - 2 missed
08:59	10 STUTE M defensive rebound (1)			
08:49	10 STUTE M turnover travel (1)			
08:49	10 STUTE M substitution out			
08:49	4 WRIGHT J substitution in			
08:49				30 JONES, JR. S substitution out
08:49				3 MOORE S substitution in
08:35				10 DAVIS D 2pt FG from turnover outside the paint, jump shot missed
08:30				4 MATTHEWS C offensive rebound (3)
08:28		18-13	5	1 SMITH T 2pt FG from turnover second chance in the paint, layup made (4)
08:26	4 WRIGHT J foul shooting (1 - 4)			1 SMITH T foul drawn (3)
08:26		18-14	4	1 SMITH T free throw 1 - 1 made (5)
08:22	42 MILLORA-BROWN Q turnover bad pass (1)			1 SMITH T steal (1)
08:12				0 JEFFRIES D 3pt FG from turnover, jump shot missed
08:08	0 LAWRENCE T defensive rebound (1)			
08:06	0 LAWRENCE T 2pt FG fast break in the paint, driving layup made (5)	20-14	6	
07:57		20-16	4	0 JEFFRIES D 2pt FG in the paint, driving layup made (4)
07:57				4 MATTHEWS C assist (1)
07:34	4 WRIGHT J 2pt FG outside the paint, pull up jump shot made (5)	22-16	6	
07:06		22-18	4	0 JEFFRIES D 2pt FG outside the paint, jump shot made (6)
06:49	0 LAWRENCE T 3pt FG , jump shot missed			
06:44				4 MATTHEWS C defensive rebound (4)
06:25	42 MILLORA-BROWN Q foul drawn (2)			1 SMITH T foul offensive (1 - 3)



Mississippi St. at Vanderbilt

03/04/23 Memorial Gymnasium, Nashville
2022-23 Men's Basketball

Game Time: 7:30 PM
Game Duration: 2:08
Attendance: 10,544

Officials: Anthony Jordan, Steven Anderson, Todd Austin

Game Time	Vandy	Score	Diff	MSU
06:25				1 SMITH T turnover offensive (2)
06:25	Timeout media			
06:25	3 LEWIS P substitution out			
06:25	12 THOMAS T substitution out			
06:25	5 MANJON E substitution in			
06:25	20 ANSONG E substitution in			
06:25				1 SMITH T substitution out
06:25				13 MCNAIR JR. W substitution in
05:58	4 WRIGHT J 3pt FG from turnover, jump shot missed			
05:54				0 JEFFRIES D defensive rebound (4)
05:41	0 LAWRENCE T steal (2)			0 JEFFRIES D turnover bad pass (1)
05:36	0 LAWRENCE T 2pt FG fast break from turnover in the paint, dunk, made (7)	24-18	6	
05:26		24-20	4	0 JEFFRIES D 2pt FG in the paint, pull up jump shot made (8)
05:02	0 LAWRENCE T foul drawn (2)			10 DAVIS D foul personal (1 - 4)
05:02				10 DAVIS D substitution out
05:02				30 JONES, JR. S substitution in
04:46	0 LAWRENCE T 3pt FG , jump shot made (10)	27-20	7	
04:46	5 MANJON E assist (4)			
04:29				3 MOORE S 3pt FG , jump shot missed
04:24				4 MATTHEWS C offensive rebound (5)
04:24	42 MILLORA-BROWN Q foul shooting (1 - 5)			4 MATTHEWS C foul drawn (2)
04:24				4 MATTHEWS C free throw 1 - 2 missed
04:24				offensive dead ball rebound (2)
04:23				4 MATTHEWS C free throw 2 - 2 missed
04:21	4 WRIGHT J defensive rebound (2)			
03:57	4 WRIGHT J foul drawn (1)			3 MOORE S foul personal (1 - 5)
03:57	Timeout media			
03:57				3 MOORE S substitution out
03:57				10 DAVIS D substitution in
03:46	4 WRIGHT J foul drawn (2)			13 MCNAIR JR. W foul personal (2 - 6)
03:46				13 MCNAIR JR. W substitution out
03:46				1 SMITH T substitution in
03:28	4 WRIGHT J 2pt FG outside the paint, jump shot made (7)	29-20	9	
03:07		29-22	7	1 SMITH T 2pt FG in the paint, layup made (7)
02:55	4 WRIGHT J 3pt FG , jump shot made (10)	32-22	10	
02:52				Timeout 30 Sec
02:34				4 MATTHEWS C 2pt FG in the paint, driving layup missed
02:30				4 MATTHEWS C offensive rebound (6)
02:29				4 MATTHEWS C turnover lost ball (3)
02:15	0 LAWRENCE T 3pt FG from turnover, jump shot missed			
02:12	4 WRIGHT J offensive rebound (3)			
02:12	4 WRIGHT J 2pt FG from turnover second chance in the paint, layup missed			
02:11	4 WRIGHT J offensive rebound (4)			
02:11	4 WRIGHT J turnover lost ball (2)			
02:11	42 MILLORA-BROWN Q substitution out			
02:11	10 STUTE M substitution in			
01:54		32-25	7	0 JEFFRIES D 3pt FG from turnover, jump shot made (11)
01:54				10 DAVIS D assist (1)



Official Basketball Play by Play - First Half

Mississippi St. at Vanderbilt

03/04/23 Memorial Gymnasium, Nashville
2022-23 Men's Basketball

Game Time: 7:30 PM
Game Duration: 2:08
Attendance: 10,544

Officials: Anthony Jordan, Steven Anderson, Todd Austin

Game Time	Vandy	Score	Diff	MSU
01:25	4 WRIGHT J 3pt FG , jump shot made (13)	35-25	10	
01:12				1 SMITH T 2pt FG in the paint, layup missed
01:10				4 MATTHEWS C offensive rebound (7)
01:02	5 MANJON E steal (2)			4 MATTHEWS C turnover lost ball (4)
00:57	0 LAWRENCE T 2pt FG fast break from turnover in the paint, driving layup made (12)	37-25	12	
00:41				4 MATTHEWS C 2pt FG outside the paint, jump shot missed
00:38				1 SMITH T offensive rebound (4)
00:33		37-27	10	1 SMITH T 2pt FG second chance in the paint, layup made (9)
00:02	turnover shot clock (6)			
END OF PERIOD				
Vandy 37-27 MSU				



Officials: Anthony Jordan, Steven Anderson, Todd Austin

Mississippi St. - 27

NO.	Name	F	Min	FG			Rebounds			Fouls		TP	AS	TO	ST	Blocks		+/-
				M-A	M-A	M-A	OR	DR	TOT	PF	FD					BS	BA	
0	D.J. Jeffries	F	16:55	5-7	1-3	0-0	0	4	4	1	0	11	0	1	0	0	0	-7
1	Tolu Smith	F	13:47	3-7	0-0	3-5	3	1	4	1	3	9	0	2	1	0	1	-6
4	Cameron Matthews	F	15:56	0-2	0-0	0-2	5	2	7	0	2	0	1	4	0	1	0	-7
3	Shakeel Moore	G	13:26	0-2	0-1	0-0	0	2	2	1	0	0	2	0	0	0	0	-8
10	Dashawn Davis	G	15:21	2-3	1-1	0-0	0	0	0	1	0	5	1	1	2	0	0	-6
11	Eric Reed, Jr.		04:12	0-0	0-0	0-0	0	0	0	0	0	0	0	1	0	0	0	-1
13	Will McNair Jr.		06:13	1-1	0-0	0-0	0	0	0	2	0	2	0	1	0	1	0	-4
14	Tyler Stevenson		04:04	0-3	0-0	0-0	1	0	1	0	0	0	0	0	0	0	0	-3
30	Shawn Jones, Jr.		10:06	0-0	0-0	0-0	0	0	0	0	0	0	0	1	0	0	0	-8
Team							0	1	1			0		0				
Totals				11-25	2-5	3-7	9	10	19	6	5	27	4	11	3	2	1	-10

Shooting By Period		
1st FG%	11-25	44.0%
3PT%	2-5	40.0%
FT%	3-7	42.9%
GM FG%	11-25	44.0%
3PT%	2-5	40.0%
FT%	3-7	42.9%

Dead Ball Rebounds: 2, 0

Technical Fouls::NONE

Vanderbilt - 37

NO.	Name	F	Min	FG			Rebounds			Fouls		TP	AS	TO	ST	Blocks		+/-
				M-A	M-A	M-A	OR	DR	TOT	PF	FD					BS	BA	
42	Quentin Millora-Brown	F	15:24	0-0	0-0	0-0	0	1	1	1	2	0	0	1	0	0	0	11
0	Tyrin Lawrence	G	17:24	5-9	2-5	0-0	0	1	1	0	2	12	1	1	2	0	0	7
4	Jordan Wright	G	15:07	5-7	3-4	0-0	2	2	4	1	2	13	0	2	0	0	0	8
5	Ezra Manjon	G	14:59	1-4	0-0	0-0	0	0	0	0	0	2	4	0	2	0	1	14
20	Emmanuel Ansong	G	12:32	2-4	0-1	0-0	1	0	1	1	0	4	0	0	1	0	0	11
10	Myles Stute		07:15	1-2	1-2	0-0	0	1	1	0	0	3	0	1	0	0	0	2
12	Trey Thomas		07:28	0-1	0-1	0-0	0	0	0	0	0	0	0	0	0	0	0	-1
1	Colin Smith		02:25	0-1	0-1	0-0	0	1	1	0	0	0	0	0	0	0	0	3
3	Paul Lewis		05:01	1-1	1-1	0-0	0	0	0	0	0	3	0	0	0	0	0	-4
23	Malik Dia		02:25	0-1	0-0	0-0	2	0	2	2	0	0	0	0	0	1	1	-1
Team							0	1	1			0		1				
Totals				15-30	7-15	0-0	5	7	12	5	6	37	5	6	5	1	2	10

Shooting By Period		
1st FG%	15-30	50.0%
3PT%	7-15	46.7%
FT%	0-0	0%
GM FG%	15-30	50.0%
3PT%	7-15	46.7%
FT%	0-0	0.0%

Dead Ball Rebounds: 0, 0

Technical Fouls::NONE

	MSU	Vandy	Points from		Period by Period Scoring		
Biggest lead	0 (1st 20:00)	12 (1st 0:57)	Turnovers	11	11		
Best Scoring Run	4(1st 8:26)	7(1st 15:17)	Paint	14	10	1st	2nd
Lead Changes	0		Second Chance	8	2	MSU	TOT
Times Tied	1		Fast Breaks	2	6	MSU	27
Time with Lead	00:00	17:55	Bench	2	6	Vandy	37
							45
							72
							77



Period 2

Quarter Starters:

Vandy	0 Lawrence T	1 Smith C	4 Wright J	5 Manjon E	42 Millora-Brown Q
MSU	0 Jeffries D	1 Smith T	3 Moore S	4 Matthews C	10 Davis D

Game Time	Vandy	Score	Diff	MSU
20:00	10 STUTE M substitution out			
20:00	20 ANSONG E substitution out			
20:00	1 SMITH C substitution in			
20:00	42 MILLORA-BROWN Q substitution in			
20:00				30 JONES, JR. S substitution out
20:00				3 MOORE S substitution in
19:36	1 SMITH C 3pt FG , jump shot made (3)	40-27	13	
19:36	0 LAWRENCE T assist (2)			
19:19	4 WRIGHT J steal (1)			1 SMITH T turnover lost ball (3)
19:14	4 WRIGHT J 2pt FG from turnover in the paint, driving layup missed			
19:07	5 MANJON E offensive rebound (1)			
19:07	5 MANJON E 2pt FG from turnover second chance in the paint, layup made (4)	42-27	15	
18:57				1 SMITH T 2pt FG in the paint, layup missed
18:52				4 MATTHEWS C offensive rebound (8)
18:52				4 MATTHEWS C 2pt FG second chance in the paint, layup missed
18:50				1 SMITH T offensive rebound (5)
18:50		42-29	13	1 SMITH T 2pt FG second chance in the paint, layup made (11)
18:23	turnover shot clock (7)			
18:05				1 SMITH T 2pt FG from turnover in the paint, layup missed
18:02				1 SMITH T offensive rebound (6)
17:59		42-31	11	1 SMITH T 2pt FG from turnover second chance in the paint, layup made (13)
17:38	1 SMITH C 3pt FG , jump shot missed			
17:32				3 MOORE S defensive rebound (3)
17:29		42-33	9	1 SMITH T 2pt FG in the paint, layup made (15)
17:29	1 SMITH C foul shooting (1 - 1)			1 SMITH T foul drawn (4)
17:29		42-34	8	1 SMITH T free throw 1 - 1 made (16)
17:04	0 LAWRENCE T 2pt FG outside the paint, step back jump shot missed			
16:59				4 MATTHEWS C defensive rebound (9)
16:57				4 MATTHEWS C 2pt FG in the paint, driving layup missed
16:51				1 SMITH T offensive rebound (7)
16:51		42-36	6	1 SMITH T 2pt FG second chance in the paint, layup made (18)
16:36	42 MILLORA-BROWN Q 2pt FG in the paint, hook shot missed			
16:35	offensive rebound (14)			
16:18	42 MILLORA-BROWN Q 2pt FG second chance in the paint, dunk, made (2)	44-36	8	
16:18	4 WRIGHT J assist (1)			
15:59				0 JEFFRIES D 3pt FG , jump shot missed
15:56				1 SMITH T offensive rebound (8)
15:56	42 MILLORA-BROWN Q foul shooting (2 - 2)			1 SMITH T foul drawn (5)
15:56				Timeout media



Mississippi St. at Vanderbilt

03/04/23 Memorial Gymnasium, Nashville
2022-23 Men's Basketball

Game Time: 7:30 PM
Game Duration: 2:08
Attendance: 10,544

Officials: Anthony Jordan, Steven Anderson, Todd Austin

Game Time	Vandy	Score	Diff	MSU
15:56	0 LAWRENCE T substitution out			
15:56	4 WRIGHT J substitution out			
15:56	10 STUTE M substitution in			
15:56	12 THOMAS T substitution in			
15:56				1 SMITH T free throw 1 - 2 missed
15:56				offensive dead ball rebound (3)
15:56				1 SMITH T free throw 2 - 2 missed
15:54	42 MILLORA-BROWN Q defensive rebound (2)			
15:29	5 MANJON E 2pt FG in the paint, pull up jump shot made (6)	46-36	10	
15:08				1 SMITH T 2pt FG in the paint, jump shot missed
15:03				offensive rebound (27)
14:54		46-38	8	3 MOORE S 2pt FG second chance outside the paint, pull up jump shot made (2)
14:34	42 MILLORA-BROWN Q 2pt FG in the paint, jump shot missed			
14:30				0 JEFFRIES D defensive rebound (5)
14:01				turnover shot clock (13)
14:01	5 MANJON E substitution out			
14:01	3 LEWIS P substitution in			
14:01				10 DAVIS D substitution out
14:01				11 REED, JR. E substitution in
13:41	10 STUTE M 3pt FG from turnover, jump shot missed			
13:36				0 JEFFRIES D defensive rebound (6)
13:29	1 SMITH C foul personal (2 - 3)			4 MATTHEWS C foul drawn (3)
13:29	1 SMITH C substitution out			
13:29	4 WRIGHT J substitution in			
13:20		46-40	6	3 MOORE S 2pt FG in the paint, jump shot made (4)
13:20				1 SMITH T assist (1)
12:54	12 THOMAS T 3pt FG , jump shot made (3)	49-40	9	
12:54	4 WRIGHT J assist (2)			
12:43		49-42	7	3 MOORE S 2pt FG outside the paint, pull up jump shot made (6)
12:25	12 THOMAS T turnover bad pass (1)			11 REED, JR. E steal (1)
12:19				11 REED, JR. E 3pt FG from turnover, jump shot missed
12:17				offensive rebound (30)
12:17	42 MILLORA-BROWN Q substitution out			
12:17	20 ANSONG E substitution in			
12:17				1 SMITH T substitution out
12:17				4 MATTHEWS C substitution out
12:17				13 MCNAIR JR. W substitution in
12:17				30 JONES, JR. S substitution in
12:01		49-45	4	3 MOORE S 3pt FG from turnover second chance, jump shot made (9)
12:01				0 JEFFRIES D assist (1)
11:47	4 WRIGHT J 3pt FG , jump shot missed			
11:44				0 JEFFRIES D defensive rebound (7)
11:41		49-47	2	30 JONES, JR. S 2pt FG fast break in the paint, alleyoop made (2)
11:41				0 JEFFRIES D assist (2)
11:38	Timeout 30 Sec			
11:38				Timeout media



Mississippi St. at Vanderbilt

03/04/23 Memorial Gymnasium, Nashville
2022-23 Men's Basketball

Game Time: 7:30 PM
Game Duration: 2:08
Attendance: 10,544

Officials: Anthony Jordan, Steven Anderson, Todd Austin

Game Time	Vandy	Score	Diff	MSU
11:38	3 LEWIS P substitution out			
11:38	12 THOMAS T substitution out			
11:38	0 LAWRENCE T substitution in			
11:38	5 MANJON E substitution in			
11:20	10 STUTE M 3pt FG , jump shot made (6)	52-47	5	
11:20	5 MANJON E assist (5)			
11:03				0 JEFFRIES D 3pt FG , jump shot missed
10:57				30 JONES, JR. S offensive rebound (1)
10:53	10 STUTE M foul shooting (1 - 4)			13 MCNAIR JR. W foul drawn (1)
10:53		52-48	4	13 MCNAIR JR. W free throw 1 - 2 made (3)
10:53				13 MCNAIR JR. W free throw 2 - 2 missed
10:50				11 REED, JR. E offensive rebound (1)
10:40				3 MOORE S 2pt FG second chance outside the paint, jump shot missed
10:36	20 ANSONG E defensive rebound (2)			
10:14	5 MANJON E 2pt FG in the paint, pull up jump shot made (8)	54-48	6	
09:54		54-50	4	3 MOORE S 2pt FG outside the paint, jump shot made (11)
09:54				13 MCNAIR JR. W assist (1)
09:47	5 MANJON E foul drawn (1)			3 MOORE S foul personal (2 - 1)
09:47	20 ANSONG E substitution out			
09:47	42 MILLORA-BROWN Q substitution in			
09:47				0 JEFFRIES D substitution out
09:47				11 REED, JR. E substitution out
09:47				13 MCNAIR JR. W substitution out
09:47				1 SMITH T substitution in
09:47				4 MATTHEWS C substitution in
09:47				10 DAVIS D substitution in
09:28	5 MANJON E foul drawn (2)			1 SMITH T foul shooting (2 - 2)
09:28	5 MANJON E free throw 1 - 2 made (9)	55-50	5	
09:28				3 MOORE S substitution out
09:28				11 REED, JR. E substitution in
09:28	5 MANJON E free throw 2 - 2 made (10)	56-50	6	
09:09		56-52	4	1 SMITH T 2pt FG in the paint, layup made (20)
09:09	42 MILLORA-BROWN Q foul shooting (3 - 5)			1 SMITH T foul drawn (6)
09:09		56-53	3	1 SMITH T free throw 1 - 1 made (21)
08:45	5 MANJON E 2pt FG in the paint, driving layup missed			
08:40	0 LAWRENCE T offensive rebound (2)			
08:24	4 WRIGHT J foul drawn (3)			30 JONES, JR. S foul shooting (1 - 3)
08:24	4 WRIGHT J free throw 1 - 2 made (14)	57-53	4	
08:24	4 WRIGHT J free throw 2 - 2 made (15)	58-53	5	
08:02				11 REED, JR. E 3pt FG , jump shot missed
07:58	0 LAWRENCE T defensive rebound (3)			
07:41	10 STUTE M 3pt FG , jump shot made (9)	61-53	8	
07:41	5 MANJON E assist (6)			
07:26				Timeout 30 Sec
07:26				Timeout media
07:26				11 REED, JR. E substitution out
07:26				30 JONES, JR. S substitution out
07:26				0 JEFFRIES D substitution in



Mississippi St. at Vanderbilt

03/04/23 Memorial Gymnasium, Nashville
2022-23 Men's Basketball

Game Time: 7:30 PM
Game Duration: 2:08
Attendance: 10,544

Officials: Anthony Jordan, Steven Anderson, Todd Austin

Game Time	Vandy	Score	Diff	MSU
07:26				3 MOORE S substitution in
07:03				3 MOORE S 3pt FG , jump shot missed
06:58	42 MILLORA-BROWN Q defensive rebound (3)			
06:36	5 MANJON E 2pt FG outside the paint, jump shot missed			
06:32				10 DAVIS D defensive rebound (1)
06:23	10 STUTE M steal (1)			10 DAVIS D turnover lost ball (2)
05:58	10 STUTE M 3pt FG from turnover, jump shot made (12)	64-53	11	
05:58	4 WRIGHT J assist (3)			
05:47		64-55	9	0 JEFFRIES D 2pt FG outside the paint, jump shot made (13)
05:18	5 MANJON E 2pt FG in the paint, layup made (12)	66-55	11	
05:18	0 LAWRENCE T foul drawn (3)			1 SMITH T foul shooting (3 - 4)
05:18	5 MANJON E free throw 1 - 1 made (13)	67-55	12	
05:02	42 MILLORA-BROWN Q foul shooting (4 - 6)			1 SMITH T foul drawn (7)
05:02		67-56	11	1 SMITH T free throw 1 - 2 made (22)
05:02	42 MILLORA-BROWN Q substitution out			
05:02	20 ANSONG E substitution in			
05:02				10 DAVIS D substitution out
05:02				30 JONES, JR. S substitution in
05:02				1 SMITH T free throw 2 - 2 missed
04:59	4 WRIGHT J defensive rebound (5)			
04:32	0 LAWRENCE T 2pt FG in the paint, jump shot missed			
04:28				1 SMITH T defensive rebound (9)
04:21	4 WRIGHT J foul personal (2 - 7)			1 SMITH T foul drawn (8)
04:21		67-57	10	1 SMITH T 1&1 free throw 1 made (23)
04:21		67-58	9	1 SMITH T 1&1 free throw 2 made (24)
04:00	0 LAWRENCE T foul drawn (4)			0 JEFFRIES D foul shooting (2 - 5)
04:00	Timeout media			
04:00	0 LAWRENCE T free throw 1 - 2 missed			
04:00	offensive dead ball rebound (1)			
04:00	0 LAWRENCE T free throw 2 - 2 missed			
03:57				0 JEFFRIES D defensive rebound (8)
03:47				0 JEFFRIES D 2pt FG in the paint, driving layup missed
03:40				1 SMITH T offensive rebound (10)
03:40		67-60	7	1 SMITH T 2pt FG second chance in the paint, layup made (26)
03:17	0 LAWRENCE T foul offensive (1 - 8)			3 MOORE S foul drawn (1)
03:17	0 LAWRENCE T turnover offensive (2)			
03:17	20 ANSONG E substitution out			
03:17	42 MILLORA-BROWN Q substitution in			
03:03				3 MOORE S 3pt FG from turnover, jump shot missed
03:01	0 LAWRENCE T defensive rebound (4)			
02:56	0 LAWRENCE T foul drawn (5)			1 SMITH T foul shooting (4 - 6)
02:56	0 LAWRENCE T free throw fast break 1 - 2 made (13)	68-60	8	
02:56	0 LAWRENCE T free throw fast break 2 - 2 made (14)	69-60	9	
02:32				1 SMITH T 2pt FG in the paint, jump shot missed
02:29	defensive rebound (22)			
02:24	10 STUTE M 3pt FG , jump shot missed			
02:20				3 MOORE S defensive rebound (4)
02:14		69-63	6	30 JONES, JR. S 3pt FG , jump shot made (5)
02:14				4 MATTHEWS C assist (2)



Mississippi St. at Vanderbilt

03/04/23 Memorial Gymnasium, Nashville
2022-23 Men's Basketball

Game Time: 7:30 PM
Game Duration: 2:08
Attendance: 10,544

Officials: Anthony Jordan, Steven Anderson, Todd Austin

Game Time	Vandy	Score	Diff	MSU
01:46	10 STUTE M 3pt FG , jump shot missed			
01:41				0 JEFFRIES D defensive rebound (9)
01:34		69-65	4	3 MOORE S 2pt FG in the paint, layup made (13)
01:08	0 LAWRENCE T 2pt FG in the paint, layup made (16)	71-65	6	
01:08	5 MANJON E assist (7)			
01:02	0 LAWRENCE T foul personal (2 - 9)			30 JONES, JR. S foul drawn (1)
01:02		71-66	5	30 JONES, JR. S 1&1 free throw 1 made (6)
01:02		71-67	4	30 JONES, JR. S 1&1 free throw 2 made (7)
01:02				1 SMITH T substitution out
01:02				13 MCNAIR JR. W substitution in
00:47	4 WRIGHT J foul drawn (4)			30 JONES, JR. S foul personal (2 - 7)
00:47				13 MCNAIR JR. W substitution out
00:47				1 SMITH T substitution in
00:47	4 WRIGHT J 1&1 free throw 1 made (16)	72-67	5	
00:47	4 WRIGHT J 1&1 free throw 2 made (17)	73-67	6	
00:39				30 JONES, JR. S 3pt FG , jump shot missed
00:35	42 MILLORA-BROWN Q defensive rebound (4)			
00:34	42 MILLORA-BROWN Q foul drawn (3)			4 MATTHEWS C foul personal (1 - 8)
00:34	42 MILLORA-BROWN Q 1&1 free throw 1 missed			
00:32				0 JEFFRIES D defensive rebound (10)
00:28				3 MOORE S 3pt FG , jump shot blocked
00:28	5 MANJON E block (1)			
00:21				4 MATTHEWS C offensive rebound (10)
00:21				4 MATTHEWS C 2pt FG second chance in the paint, layup missed
00:19				4 MATTHEWS C offensive rebound (11)
00:19	0 LAWRENCE T foul personal (3 - 10)			1 SMITH T foul drawn (9)
00:19		73-68	5	1 SMITH T free throw 1 - 2 made (27)
00:19				1 SMITH T free throw 2 - 2 missed
00:18				30 JONES, JR. S offensive rebound (2)
00:15				3 MOORE S 3pt FG second chance, jump shot missed
00:10				1 SMITH T offensive rebound (11)
00:10		73-70	3	0 JEFFRIES D 2pt FG second chance in the paint, jump shot made (15)
00:10				1 SMITH T assist (2)
00:09				Timeout 30 Sec
00:09	42 MILLORA-BROWN Q substitution out			
00:09	12 THOMAS T substitution in			
00:09				1 SMITH T substitution out
00:09				11 REED, JR. E substitution in
00:09	5 MANJON E foul drawn (3)			4 MATTHEWS C foul personal (2 - 9)
00:09	12 THOMAS T substitution out			
00:09	42 MILLORA-BROWN Q substitution in			
00:09				11 REED, JR. E substitution out
00:09				1 SMITH T substitution in
00:09	5 MANJON E 1&1 free throw 1 made (14)	74-70	4	
00:09	5 MANJON E 1&1 free throw 2 missed			
00:09				0 JEFFRIES D defensive rebound (11)
00:08				1 SMITH T substitution out
00:08				11 REED, JR. E substitution in



Mississippi St. at Vanderbilt

03/04/23 Memorial Gymnasium, Nashville
2022-23 Men's Basketball

Game Time: 7:30 PM
Game Duration: 2:08
Attendance: 10,544

Officials: Anthony Jordan, Steven Anderson, Todd Austin

Game Time	Vandy	Score	Diff	MSU
00:08	42 MILLORA-BROWN Q substitution out			
00:08	12 THOMAS T substitution in			
00:08		74-72	2	0 JEFFRIES D 2pt FG in the paint, driving layup made (17)
00:08				Timeout 60 Sec
00:08	Timeout 30 Sec			
00:08				4 MATTHEWS C substitution out
00:08				13 MCNAIR JR. W substitution in
00:07	12 THOMAS T substitution out			
00:07	42 MILLORA-BROWN Q substitution in			
00:07				11 REED, JR. E substitution out
00:07				1 SMITH T substitution in
00:07				13 MCNAIR JR. W substitution out
00:07				4 MATTHEWS C substitution in
00:07	5 MANJON E foul drawn (4)			4 MATTHEWS C foul personal (3 - 10)
00:07	5 MANJON E free throw fast break 1 - 2 missed			
00:07	offensive dead ball rebound (2)			
00:07	5 MANJON E free throw fast break 2 - 2 made (15)	75-72	3	
00:02				4 MATTHEWS C 3pt FG , jump shot missed
00:02	4 WRIGHT J defensive rebound (6)			
00:02	4 WRIGHT J foul drawn (5)			30 JONES, JR. S foul personal (3 - 11)
00:02	4 WRIGHT J free throw 1 - 2 made (18)	76-72	4	
00:02	4 WRIGHT J free throw 2 - 2 made (19)	77-72	5	
END OF GAME				
Vandy 77-72 MSU				



Mississippi St. at Vanderbilt

03/04/23 Memorial Gymnasium, Nashville
2022-23 Men's Basketball

Game Time: 7:30 PM
Game Duration: 2:08
Attendance: 10,544

Officials: Anthony Jordan, Steven Anderson, Todd Austin

Mississippi St. - 45

NO.	Name	Min	FG	3P	FT	Rebounds			Fouls		TP	AS	TO	ST	Blocks		+/-
			M-A	M-A	M-A	OR	DR	TOT	PF	FD					BS	BA	
0	D.J. Jeffries	F 17:39	3-6	0-2	0-0	0	7	7	1	0	6	2	0	0	0	0	9
1	Tolu Smith	F 17:16	6-10	0-0	6-10	6	1	7	3	6	18	2	1	0	0	0	0
4	Cameron Matthews	F 17:30	0-4	0-1	0-0	3	1	4	3	1	0	1	0	0	0	0	2
3	Shakeel Moore	G 17:58	6-11	1-5	0-0	0	2	2	1	1	13	0	0	0	0	1	8
10	Dashawn Davis	G 10:44	0-0	0-0	0-0	0	1	1	0	0	0	0	1	0	0	0	-5
11	Eric Reed, Jr.	06:16	0-2	0-2	0-0	1	0	1	0	0	0	0	0	1	0	0	3
13	Will McNair Jr.	02:44	0-0	0-0	1-2	0	0	0	0	1	1	1	0	0	0	0	3
30	Shawn Jones, Jr.	09:53	2-3	1-2	2-2	2	0	2	3	1	7	0	0	0	0	0	5
Team						2	0	2			0			1			
Totals			17-36	2-12	9-14	14	12	26	11	10	45	6	3	1	0	1	5

Shooting By Period		
2nd FG%	17-36	47.2%
3PT%	2-12	16.7%
FT%	9-14	64.3%
GM FG%	17-36	47.2%
3PT%	2-12	16.7%
FT%	9-14	64.3%

Dead Ball Rebounds: 1, 0

Technical Fouls::NONE

Vanderbilt - 40

NO.	Name	Min	FG	3P	FT	Rebounds			Fouls		TP	AS	TO	ST	Blocks		+/-
			M-A	M-A	M-A	OR	DR	TOT	PF	FD					BS	BA	
42	Quentin Millora-Brown	F 15:45	1-3	0-0	0-1	0	3	3	3	1	2	0	0	0	0	0	4
0	Tyrin Lawrence	G 15:42	1-3	0-0	2-4	1	2	3	3	3	4	1	1	0	0	0	1
4	Jordan Wright	G 17:33	0-2	0-1	6-6	0	2	2	1	3	6	3	0	1	0	0	-5
5	Ezra Manjon	G 17:37	4-6	0-0	5-7	1	0	1	0	4	13	3	0	0	1	0	1
20	Emmanuel Ansong	G 04:15	0-0	0-0	0-0	0	1	1	0	0	0	0	0	0	0	0	-7
1	Colin Smith	06:31	1-2	1-2	0-0	0	0	0	2	0	3	0	0	0	0	0	-2
10	Myles Stute	15:56	3-6	3-6	0-0	0	0	0	1	0	9	0	0	1	0	0	-3
12	Trey Thomas	04:18	1-1	1-1	0-0	0	0	0	0	0	3	0	1	0	0	0	-8
3	Paul Lewis	02:23	0-0	0-0	0-0	0	0	0	0	0	0	0	0	0	0	0	-6
Team						1	1	2			0			1			
Totals			11-23	5-10	13-18	3	9	12	10	11	40	7	3	2	1	0	-5

Shooting By Period		
2nd FG%	11-23	47.8%
3PT%	5-10	50.0%
FT%	13-18	72.2%
GM FG%	11-23	47.8%
3PT%	5-10	50.0%
FT%	13-18	72.2%

Dead Ball Rebounds: 2, 0

Technical Fouls::NONE

	MSU	Vandy
Biggest lead	0 (1 st 20:00)	15 (2 nd 19:07)
Best Scoring Run	9(2 nd 16:51)	8(2 nd 5:58)
Lead Changes	0	
Times Tied	0	
Time with Lead	00:00	19:36

Points from	MSU	Vandy
Turnovers	5	5
Paint	22	12
Second Chance	17	6
Fast Breaks	2	3
Bench	8	15

	Period by Period Scoring		
	1st	2nd	TOT
MSU	27	45	72
Vandy	37	40	77



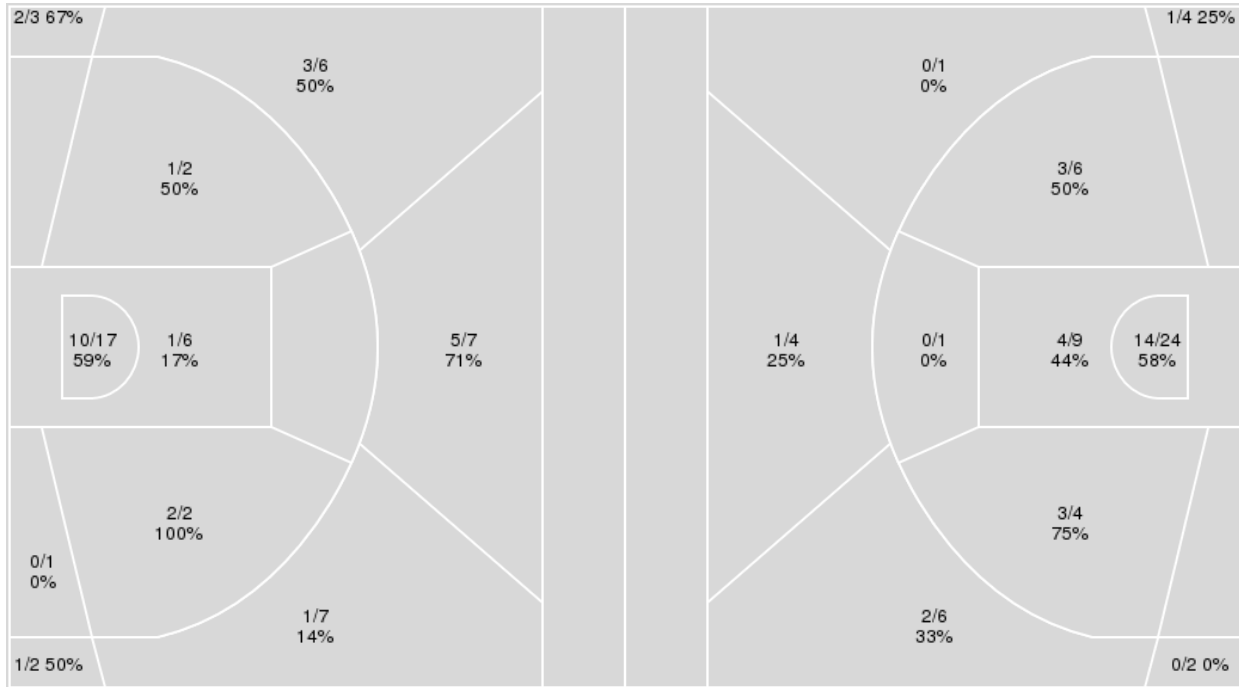
Officials: Anthony Jordan, Steven Anderson, Todd Austin

{ Players => 0, 1, 2, 3, 4, 5, 10, 11, 12, 20, 21, 22, 23, 25, 34, 42; } FG
 Types => All; Results => All;

{ Players => 0, 1, 2, 3, 4, 5, 10, 11, 12, 13, 14, 15, 21, 24, 25, 30; } FG
 Types => All; Results => All;

Vanderbilt

Mississippi St.



Vanderbilt	M/A	%
Field Goals	26/53	49
2 Points	14/28	50
3 Points	12/25	48
Free Throws	13/18	72

Mississippi St.	M/A	%
Field Goals	28/61	46
2 Points	24/44	55
3 Points	4/17	24
Free Throws	12/21	57



Mississippi St. at Vanderbilt

03/04/23 Memorial Gymnasium, Nashville
2022-23 Men's Basketball

Game Time: 7:30 PM
Game Duration: 2:08
Attendance: 10,544

Officials: Anthony Jordan, Steven Anderson, Todd Austin

Mississippi St.

No	Name	Mins		Score		Points Diff		Points per Min		Assists		Rebounds		Steals		Turnovers	
		On	Off	On	Off	On	Off	On	Off	On	Off	On	Off	On	Off	On	Off
0	D.J. Jeffries	34:34	05:26	67 - 65	5 - 12	2	-7	1.94	0.92	10	0	40	5	4	0	13	1
1	Tolu Smith	31:03	08:57	56 - 62	16 - 15	-6	1	1.80	1.79	6	4	37	8	4	0	11	3
3	Shakeel Moore	31:24	08:36	58 - 58	14 - 19	0	-5	1.85	1.63	9	1	37	8	3	1	11	3
4	Cameron Matthews	33:26	06:34	59 - 64	13 - 13	-5	0	1.76	1.98	7	3	37	8	3	1	12	2
10	Dashawn Davis	26:05	13:55	40 - 51	32 - 26	-11	6	1.53	2.30	3	7	25	20	3	1	12	2
11	Eric Reed, Jr.	10:28	29:32	21 - 19	51 - 58	2	-7	2.01	1.73	5	5	12	33	1	3	2	12
13	Will McNair Jr.	08:57	31:03	14 - 15	58 - 62	-1	-4	1.56	1.87	4	6	8	37	0	4	3	11
14	Tyler Stevenson	04:04	35:56	5 - 8	67 - 69	-3	-2	1.23	1.86	0	10	5	40	1	3	2	12
30	Shawn Jones, Jr.	19:59	20:01	40 - 43	32 - 34	-3	-2	2.00	1.60	6	4	24	21	1	3	4	10

Vanderbilt

No	Name	Mins		Score		Points Diff		Points per Min		Assists		Rebounds		Steals		Turnovers	
		On	Off	On	Off	On	Off	On	Off	On	Off	On	Off	On	Off	On	Off
0	Tyrin Lawrence	33:06	06:54	67 - 59	10 - 13	8	-3	2.02	1.45	10	2	22	2	7	0	8	1
1	Colin Smith	08:56	31:04	14 - 13	63 - 59	1	4	1.57	2.03	3	9	4	20	1	6	1	8
3	Paul Lewis	07:24	32:36	10 - 20	67 - 52	-10	15	1.35	2.06	2	10	4	20	0	7	4	5
4	Jordan Wright	32:40	07:20	67 - 64	10 - 8	3	2	2.05	1.36	10	2	19	5	7	0	7	2
5	Ezra Manjon	32:36	07:24	67 - 52	10 - 20	15	-10	2.06	1.35	10	2	20	4	7	0	5	4
10	Myles Stute	23:11	16:49	46 - 47	31 - 25	-1	6	1.98	1.84	7	5	14	10	2	5	5	4
12	Trey Thomas	11:46	28:14	17 - 26	60 - 46	-9	14	1.44	2.13	3	9	6	18	0	7	4	5
20	Emmanuel Ansong	16:47	23:13	30 - 26	47 - 46	4	1	1.79	2.02	4	8	9	15	5	2	4	5
23	Malik Dia	02:25	37:35	3 - 4	74 - 68	-1	6	1.24	1.97	1	11	2	22	0	7	1	8
42	Quentin Millora-Brown	31:09	08:51	64 - 49	13 - 23	15	-10	2.05	1.47	10	2	20	4	6	1	6	3

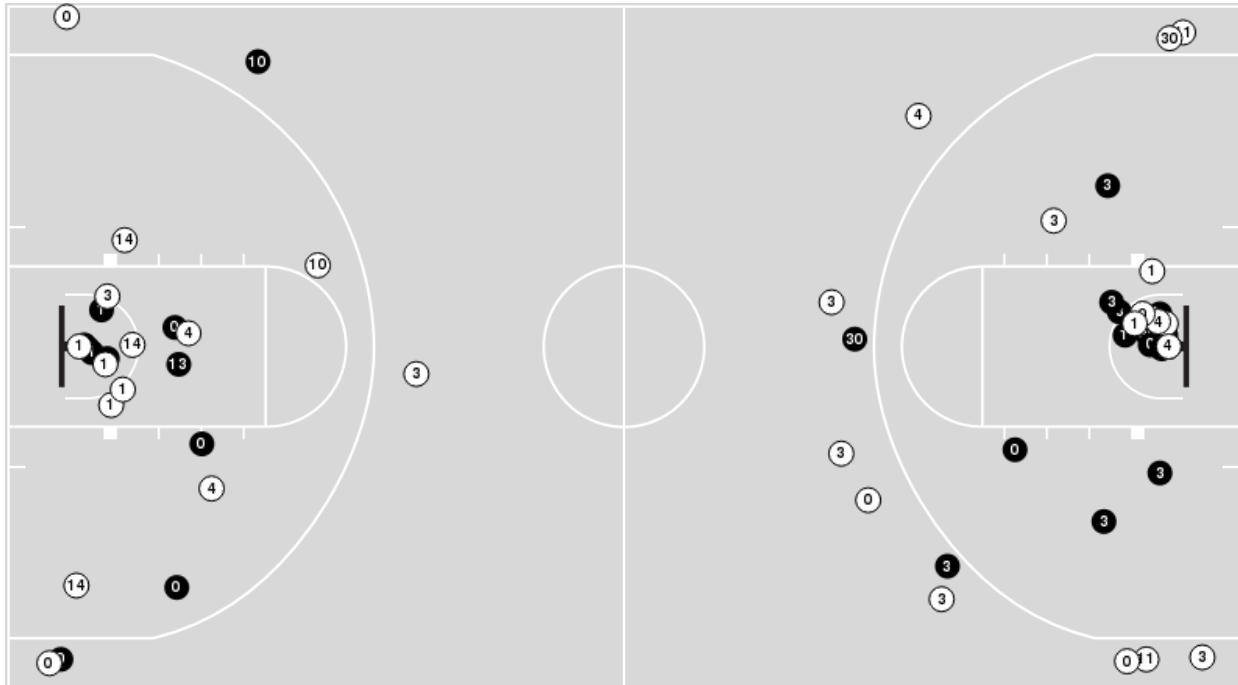


Officials: Anthony Jordan, Steven Anderson, Todd Austin

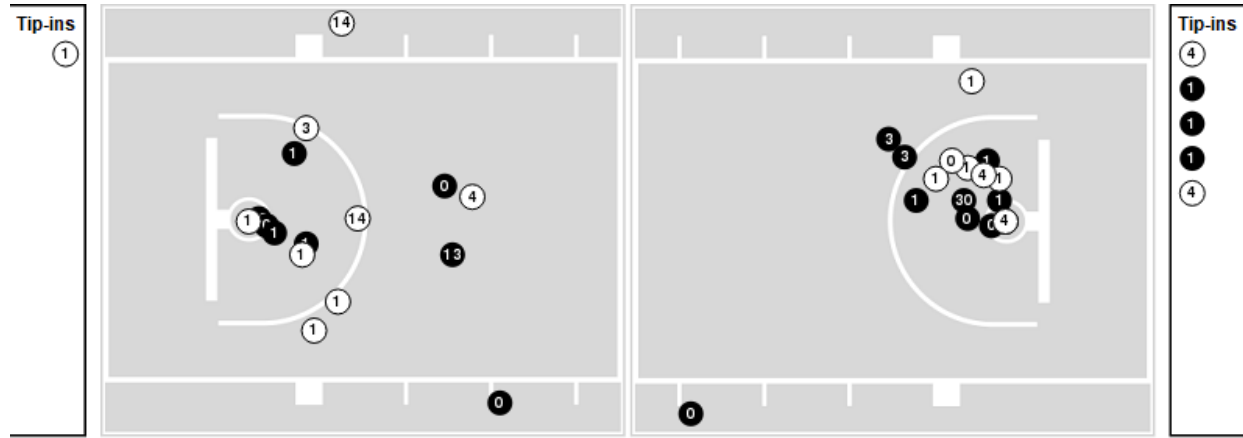
Players => 0, 1, 2, 3, 4, 5, 10, 11, 12, 13, 14, 15, 21, 24, 25, 30FG Types=>AllResults=>All

Mississippi St.

All Field Goals



Blow Up Chart



● Made ○ Missed N - Player Number

Mississippi St.	M/A	%
Field Goals	28/61	46
2 Points	24/44	55
3 Points	4/17	24
Free Throws	12/21	57

Mississippi St.	M/A	%
Points in the Paint	36 (18 / 33)	55
Fast Break Points	4 (2/2)	100
Second Chance Points	25 (14/27)	52
Effective FG%	49	

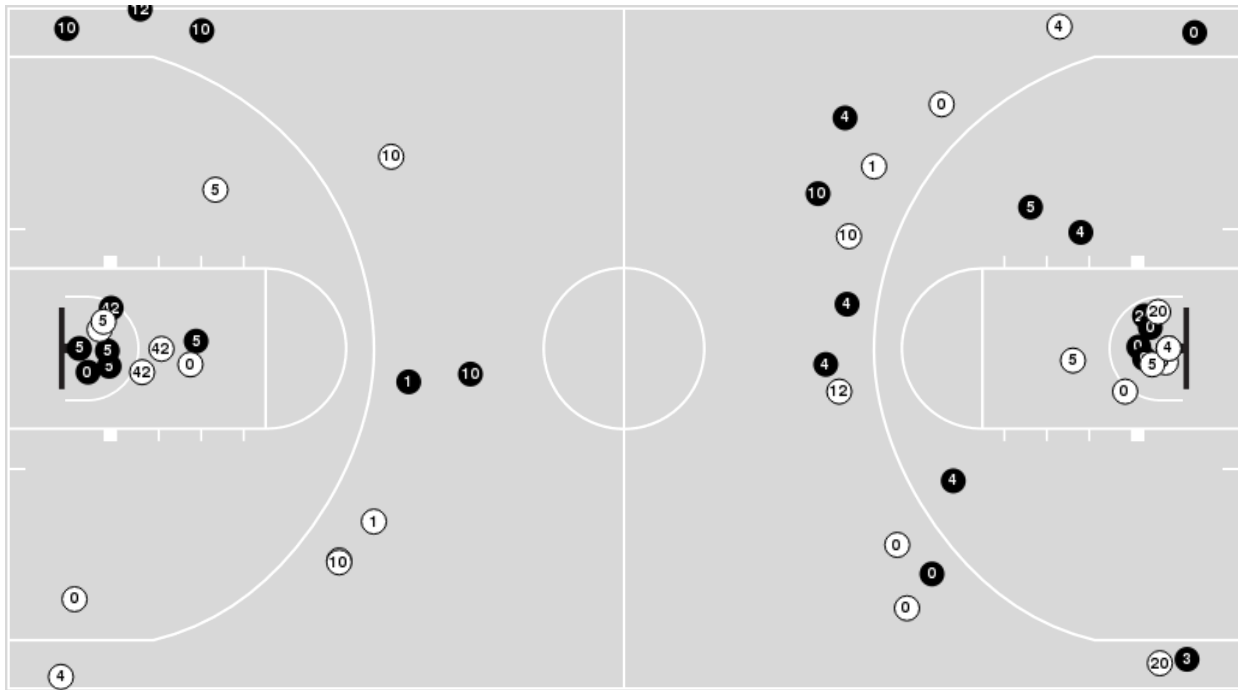


Officials: Anthony Jordan, Steven Anderson, Todd Austin

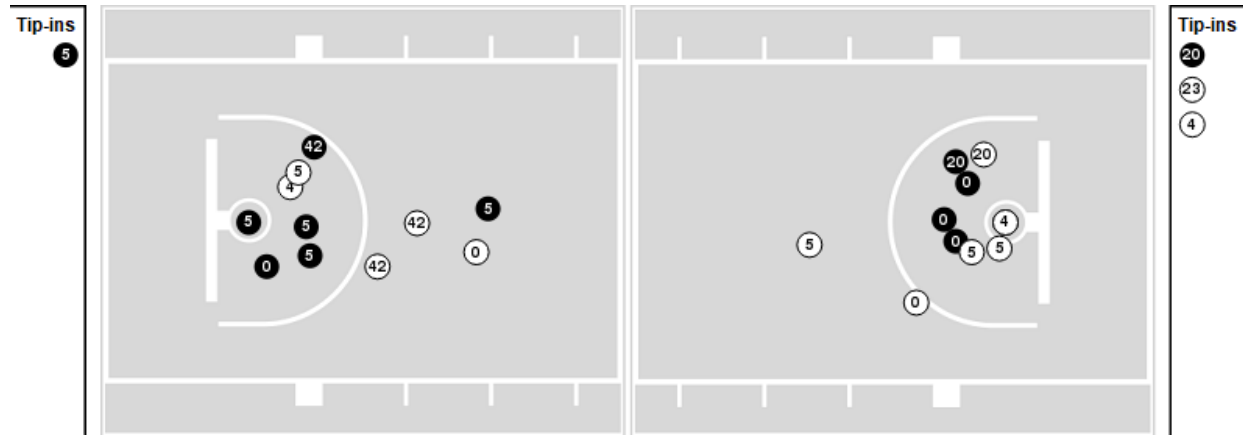
Players => 0, 1, 2, 3, 4, 5, 10, 11, 12, 20, 21, 22, 23, 25, 34, 42 FG Types=>All Results=>All

Vanderbilt

All Field Goals



Blow Up Chart



● Made ○ Missed N - Player Number

Vanderbilt	M/A	%
Field Goals	26/53	49
2 Points	14/28	50
3 Points	12/25	48
Free Throws	13/18	72

Vanderbilt	M/A	%
Points in the Paint	22 (11 / 23)	48
Fast Break Points	9 (6/8)	75
Second Chance Points	8 (5/7)	71
Effective FG%	60	



Mississippi St. at Vanderbilt

03/04/23 Memorial Gymnasium, Nashville
2022-23 Men's Basketball

Game Time: 7:30 PM
Game Duration: 2:08
Attendance: 10,544

Officials: Anthony Jordan, Steven Anderson, Todd Austin

Mississippi St.

Lineup	Quarter On	Time On	Quarter Off	Time Off	Time on Court	Score	Score Diff	Reb	Stl	Tov	Ass	PPP
0- Jeffries D/ 1- Smith T/ 3- Moore S/ 4- Matthews C/ 10- Davis D/	1	20:00	1	15:00	05:00	3-10	-7	4	1	4	1	0.4286
0- Jeffries D/ 3- Moore S/ 4- Matthews C/ 11- Reed, Jr. E/ 13- McNair Jr. W/	1	15:00	1	13:53	01:07	2-0	2	2	0	1	1	0.6667
3- Moore S/ 11- Reed, Jr. E/ 13- McNair Jr. W/ 14- Stevenson T/ 30- Jones, Jr. S/	1	13:53	1	11:26	02:27	2-5	-3	1	0	1	0	0.6667
1- Smith T/ 10- Davis D/ 11- Reed, Jr. E/ 14- Stevenson T/ 30- Jones, Jr. S/	1	11:26	1	10:48	00:38	0-0	0	4	0	0	0	0.0000
0- Jeffries D/ 1- Smith T/ 10- Davis D/ 14- Stevenson T/ 30- Jones, Jr. S/	1	10:48	1	09:49	00:59	3-3	0	0	1	1	0	1.2295
0- Jeffries D/ 1- Smith T/ 4- Matthews C/ 10- Davis D/ 30- Jones, Jr. S/	1	09:49	1	08:49	01:00	1-0	1	1	0	0	0	1.1364
0- Jeffries D/ 1- Smith T/ 3- Moore S/ 4- Matthews C/ 10- Davis D/	1	08:49	1	06:25	02:24	7-4	3	2	1	1	1	1.2868
0- Jeffries D/ 3- Moore S/ 4- Matthews C/ 10- Davis D/ 13- McNair Jr. W/	1	06:25	1	05:02	01:23	2-2	0	1	0	1	0	1.0000
0- Jeffries D/ 3- Moore S/ 4- Matthews C/ 13- McNair Jr. W/ 30- Jones, Jr. S/	1	05:02	1	03:57	01:05	0-3	-3	1	0	0	0	0.0000
0- Jeffries D/ 4- Matthews C/ 10- Davis D/ 13- McNair Jr. W/ 30- Jones, Jr. S/	1	03:57	1	03:46	00:11	0-0	0	0	0	0	0	0.0000
0- Jeffries D/ 1- Smith T/ 4- Matthews C/ 10- Davis D/ 30- Jones, Jr. S/	1	03:46	2	20:00	03:46	7-10	-3	3	0	2	1	1.4000
0- Jeffries D/ 1- Smith T/ 3- Moore S/ 4- Matthews C/ 10- Davis D/	2	20:00	2	14:01	05:59	11-9	2	9	0	2	0	1.3221
0- Jeffries D/ 1- Smith T/ 3- Moore S/ 4- Matthews C/ 11- Reed, Jr. E/	2	14:01	2	12:17	01:44	4-3	1	2	1	0	1	2.0000
0- Jeffries D/ 3- Moore S/ 11- Reed, Jr. E/ 13- McNair Jr. W/ 30- Jones, Jr. S/	2	12:17	2	09:47	02:30	8-5	3	3	0	0	3	2.0619
1- Smith T/ 3- Moore S/ 4- Matthews C/ 10- Davis D/ 30- Jones, Jr. S/	2	09:47	2	09:28	00:19	0-1	-1	0	0	0	0	0.0000
1- Smith T/ 4- Matthews C/ 10- Davis D/ 11- Reed, Jr. E/ 30- Jones, Jr. S/	2	09:28	2	07:26	02:02	3-6	-3	0	0	0	0	1.2295
0- Jeffries D/ 1- Smith T/ 3- Moore S/ 4- Matthews C/ 10- Davis D/	2	07:26	2	05:02	02:24	3-6	-3	1	0	1	0	0.8721
0- Jeffries D/ 1- Smith T/ 3- Moore S/ 4- Matthews C/ 30- Jones, Jr. S/	2	05:02	2	01:02	04:00	11-4	7	5	0	0	1	1.5278
0- Jeffries D/ 3- Moore S/ 4- Matthews C/ 13- McNair Jr. W/ 30- Jones, Jr. S/	2	01:02	2	00:47	00:14	0-0	0	0	0	0	0	0.0000
0- Jeffries D/ 1- Smith T/ 3- Moore S/ 4- Matthews C/ 30- Jones, Jr. S/	2	00:47	2	00:09	00:39	3-2	1	5	0	0	1	1.5957
0- Jeffries D/ 3- Moore S/ 4- Matthews C/ 11- Reed, Jr. E/ 30- Jones, Jr. S/	2	00:09	2	00:09	00:00	0-0	0	0	0	0	0	0.0000
0- Jeffries D/ 1- Smith T/ 3- Moore S/ 4- Matthews C/ 30- Jones, Jr. S/	2	00:09	2	00:08	00:01	0-1	-1	1	0	0	0	0.0000
0- Jeffries D/ 3- Moore S/ 4- Matthews C/ 11- Reed, Jr. E/ 30- Jones, Jr. S/	2	00:08	2	00:08	00:00	2-0	2	0	0	0	0	2.0000
0- Jeffries D/ 3- Moore S/ 11- Reed, Jr. E/ 13- McNair Jr. W/ 30- Jones, Jr. S/	2	00:08	2	00:07	00:00	0-0	0	0	0	0	0	0.0000
0- Jeffries D/ 1- Smith T/ 3- Moore S/ 4- Matthews C/ 30- Jones, Jr. S/	2	00:07	2	00:00	00:08	0-3	-3	0	0	0	0	0.0000



Mississippi St. at Vanderbilt

03/04/23 Memorial Gymnasium, Nashville
2022-23 Men's Basketball

Game Time: 7:30 PM
Game Duration: 2:08
Attendance: 10,544

Officials: Anthony Jordan, Steven Anderson, Todd Austin

Vanderbilt

Lineup	Quarter On	Time On	Quarter Off	Time Off	Time on Court	Score	Score Diff	Reb	Stl	Tov	Ass	PPP
0- Lawrence T/ 4- Wright J/ 5- Manjon E/ 20- Ansong E/ 42- Millora-Brown Q/	1	20:00	1	13:53	06:07	10-5	5	4	3	1	2	1.0000
4- Wright J/ 5- Manjon E/ 10- Stute M/ 12- Thomas T/ 42- Millora-Brown Q/	1	13:53	1	13:42	00:11	0-0	0	0	0	0	0	0.0000
1- Smith C/ 5- Manjon E/ 10- Stute M/ 12- Thomas T/ 42- Millora-Brown Q/	1	13:42	1	11:26	02:16	5-2	3	1	0	0	1	1.6667
1- Smith C/ 3- Lewis P/ 10- Stute M/ 12- Thomas T/ 23- Dia M/	1	11:26	1	11:17	00:09	0-0	0	0	0	0	0	0.0000
0- Lawrence T/ 3- Lewis P/ 10- Stute M/ 12- Thomas T/ 23- Dia M/	1	11:17	1	09:01	02:16	3-4	-1	2	0	1	1	1.0000
0- Lawrence T/ 3- Lewis P/ 10- Stute M/ 12- Thomas T/ 42- Millora-Brown Q/	1	09:01	1	08:49	00:12	0-0	0	1	0	1	0	0.0000
0- Lawrence T/ 3- Lewis P/ 4- Wright J/ 12- Thomas T/ 42- Millora-Brown Q/	1	08:49	1	06:25	02:24	4-7	-3	1	0	1	0	1.0000
0- Lawrence T/ 4- Wright J/ 5- Manjon E/ 20- Ansong E/ 42- Millora-Brown Q/	1	06:25	1	02:11	04:14	10-4	6	3	1	1	1	1.6667
0- Lawrence T/ 4- Wright J/ 5- Manjon E/ 10- Stute M/ 20- Ansong E/	1	02:11	2	20:00	02:11	5-5	0	0	1	1	0	1.6667
0- Lawrence T/ 1- Smith C/ 4- Wright J/ 5- Manjon E/ 42- Millora-Brown Q/	2	20:00	2	15:56	04:04	7-9	-2	2	1	1	2	1.1667
1- Smith C/ 5- Manjon E/ 10- Stute M/ 12- Thomas T/ 42- Millora-Brown Q/	2	15:56	2	14:01	01:55	2-2	0	1	0	0	0	1.0000
1- Smith C/ 3- Lewis P/ 10- Stute M/ 12- Thomas T/ 42- Millora-Brown Q/	2	14:01	2	13:29	00:32	0-0	0	0	0	0	0	0.0000
3- Lewis P/ 4- Wright J/ 10- Stute M/ 12- Thomas T/ 42- Millora-Brown Q/	2	13:29	2	12:17	01:12	3-4	-1	0	0	1	1	1.5000
3- Lewis P/ 4- Wright J/ 10- Stute M/ 12- Thomas T/ 20- Ansong E/	2	12:17	2	11:38	00:39	0-5	-5	0	0	0	0	0.0000
0- Lawrence T/ 4- Wright J/ 5- Manjon E/ 10- Stute M/ 20- Ansong E/	2	11:38	2	09:47	01:51	5-3	2	1	0	0	1	2.5000
0- Lawrence T/ 4- Wright J/ 5- Manjon E/ 10- Stute M/ 42- Millora-Brown Q/	2	09:47	2	05:02	04:45	13-6	7	3	1	0	2	2.0968
0- Lawrence T/ 4- Wright J/ 5- Manjon E/ 10- Stute M/ 20- Ansong E/	2	05:02	2	03:17	01:45	0-4	-4	1	0	1	0	0.0000
0- Lawrence T/ 4- Wright J/ 5- Manjon E/ 10- Stute M/ 42- Millora-Brown Q/	2	03:17	2	00:09	03:08	6-10	-4	3	0	0	1	1.1538
0- Lawrence T/ 4- Wright J/ 5- Manjon E/ 10- Stute M/ 12- Thomas T/	2	00:09	2	00:09	00:00	0-0	0	0	0	0	0	0.0000
0- Lawrence T/ 4- Wright J/ 5- Manjon E/ 10- Stute M/ 42- Millora-Brown Q/	2	00:09	2	00:08	00:01	1-0	1	0	0	0	0	1.1364
0- Lawrence T/ 4- Wright J/ 5- Manjon E/ 10- Stute M/ 12- Thomas T/	2	00:08	2	00:07	00:00	0-2	-2	0	0	0	0	0.0000
0- Lawrence T/ 4- Wright J/ 5- Manjon E/ 10- Stute M/ 42- Millora-Brown Q/	2	00:07	2	00:00	00:08	3-0	3	1	0	0	0	1.7045



Mississippi St. at Vanderbilt

03/04/23 Memorial Gymnasium, Nashville
2022-23 Men's Basketball

Game Time: 7:30 PM
Game Duration: 2:08
Attendance: 10,544

Officials: Anthony Jordan, Steven Anderson, Todd Austin

Mississippi St.

Lineup	Time	Score	Score Diff	Pts/Min	Reb	Stl	Tov	Ass	PPP
0- Jeffries D/ 1- Smith T/ 3- Moore S/ 4- Matthews C/ 10- Davis D/	15:47	24-29	-5	1.5206	16	2	8	2	0.9917
0- Jeffries D/ 1- Smith T/ 3- Moore S/ 4- Matthews C/ 30- Jones, Jr. S/	04:48	14-10	4	2.9167	11	0	0	2	1.3889
0- Jeffries D/ 1- Smith T/ 4- Matthews C/ 10- Davis D/ 30- Jones, Jr. S/	04:46	8-10	-2	1.6783	4	0	2	1	1.3605
0- Jeffries D/ 3- Moore S/ 11- Reed, Jr. E/ 13- McNair Jr. W/ 30- Jones, Jr. S/	02:30	8-5	3	3.2000	3	0	0	3	2.0619
3- Moore S/ 11- Reed, Jr. E/ 13- McNair Jr. W/ 14- Stevenson T/ 30- Jones, Jr. S/	02:27	2-5	-3	0.8163	1	0	1	0	0.6667
1- Smith T/ 4- Matthews C/ 10- Davis D/ 11- Reed, Jr. E/ 30- Jones, Jr. S/	02:02	3-6	-3	1.4754	0	0	0	0	1.2295
0- Jeffries D/ 1- Smith T/ 3- Moore S/ 4- Matthews C/ 11- Reed, Jr. E/	01:44	4-3	1	2.3077	2	1	0	1	2.0000
0- Jeffries D/ 3- Moore S/ 4- Matthews C/ 10- Davis D/ 13- McNair Jr. W/	01:23	2-2	0	1.4458	1	0	1	0	1.0000
0- Jeffries D/ 3- Moore S/ 4- Matthews C/ 13- McNair Jr. W/ 30- Jones, Jr. S/	01:19	0-3	-3	0.0000	1	0	0	0	0.0000
0- Jeffries D/ 3- Moore S/ 4- Matthews C/ 11- Reed, Jr. E/ 13- McNair Jr. W/	01:07	2-0	2	1.7910	2	0	1	1	0.6667
0- Jeffries D/ 1- Smith T/ 10- Davis D/ 14- Stevenson T/ 30- Jones, Jr. S/	00:59	3-3	0	3.0508	0	1	1	0	1.2295
1- Smith T/ 10- Davis D/ 11- Reed, Jr. E/ 14- Stevenson T/ 30- Jones, Jr. S/	00:38	0-0	0	0.0000	4	0	0	0	0.0000
1- Smith T/ 3- Moore S/ 4- Matthews C/ 10- Davis D/ 30- Jones, Jr. S/	00:19	0-1	-1	0.0000	0	0	0	0	0.0000
0- Jeffries D/ 4- Matthews C/ 10- Davis D/ 13- McNair Jr. W/ 30- Jones, Jr. S/	00:11	0-0	0	0.0000	0	0	0	0	0.0000
0- Jeffries D/ 3- Moore S/ 4- Matthews C/ 11- Reed, Jr. E/ 30- Jones, Jr. S/	00:00	2-0	2	∞	0	0	0	0	2.0000



Mississippi St. at Vanderbilt

03/04/23 Memorial Gymnasium, Nashville
2022-23 Men's Basketball

Game Time: 7:30 PM
Game Duration: 2:08
Attendance: 10,544

Officials: Anthony Jordan, Steven Anderson, Todd Austin

Vanderbilt

Lineup	Time	Score	Score Diff	Pts/Min	Reb	Stl	Tov	Ass	PPP
0- Lawrence T/ 4- Wright J/ 5- Manjon E/ 20- Ansong E/ 42- Millora-Brown Q/	10:21	20-9	11	1.9324	7	4	2	3	1.2500
0- Lawrence T/ 4- Wright J/ 5- Manjon E/ 10- Stute M/ 42- Millora-Brown Q/	08:02	23-16	7	2.8631	7	1	0	3	1.6382
0- Lawrence T/ 4- Wright J/ 5- Manjon E/ 10- Stute M/ 20- Ansong E/	05:47	10-12	-2	1.7291	2	1	2	1	1.2690
1- Smith C/ 5- Manjon E/ 10- Stute M/ 12- Thomas T/ 42- Millora-Brown Q/	04:11	7-4	3	1.6733	2	0	0	1	1.4000
0- Lawrence T/ 1- Smith C/ 4- Wright J/ 5- Manjon E/ 42- Millora-Brown Q/	04:04	7-9	-2	1.7213	2	1	1	2	1.1667
0- Lawrence T/ 3- Lewis P/ 4- Wright J/ 12- Thomas T/ 42- Millora-Brown Q/	02:24	4-7	-3	1.6667	1	0	1	0	1.0000
0- Lawrence T/ 3- Lewis P/ 10- Stute M/ 12- Thomas T/ 23- Dia M/	02:16	3-4	-1	1.3235	2	0	1	1	1.0000
3- Lewis P/ 4- Wright J/ 10- Stute M/ 12- Thomas T/ 42- Millora-Brown Q/	01:12	3-4	-1	2.5000	0	0	1	1	1.5000
3- Lewis P/ 4- Wright J/ 10- Stute M/ 12- Thomas T/ 20- Ansong E/	00:39	0-5	-5	0.0000	0	0	0	0	0.0000
1- Smith C/ 3- Lewis P/ 10- Stute M/ 12- Thomas T/ 42- Millora-Brown Q/	00:32	0-0	0	0.0000	0	0	0	0	0.0000
0- Lawrence T/ 3- Lewis P/ 10- Stute M/ 12- Thomas T/ 42- Millora-Brown Q/	00:12	0-0	0	0.0000	1	0	1	0	0.0000
4- Wright J/ 5- Manjon E/ 10- Stute M/ 12- Thomas T/ 42- Millora-Brown Q/	00:11	0-0	0	0.0000	0	0	0	0	0.0000
1- Smith C/ 3- Lewis P/ 10- Stute M/ 12- Thomas T/ 23- Dia M/	00:09	0-0	0	0.0000	0	0	0	0	0.0000
0- Lawrence T/ 4- Wright J/ 5- Manjon E/ 10- Stute M/ 12- Thomas T/	00:00	0-2	-2	NaN	0	0	0	0	0.0000