



Officials: Jason Baker, Jerry Heater, Bharat Ramnanan

Michigan - 65

Record: 18-16

NO.	Name	Min	FG		3P		FT			Rebounds			Fouls		TP	AS	TO	ST	Blocks		+/-
			M-A	M-A	M-A	OR	DR	TOT	PF	FD	BS	BA									
5	Terrance Williams II	F 38:42	2-6	0-0	2-2	3	2	5	1	3	6	1	3	1	0	1	1	0	1	1	
15	Joey Baker	F 29:49	3-10	0-3	5-5	0	2	2	3	3	11	0	1	1	0	1	0	1	0	1	-12
24	Youssef Khayat	F 17:24	1-2	1-2	0-0	0	3	3	1	1	3	1	0	0	0	0	0	0	0	0	-2
1	Hunter Dickinson	C 34:25	9-16	0-2	3-3	1	10	11	1	4	21	1	3	0	1	0	0	0	0	0	-6
0	Dug McDaniel	G 38:54	7-14	2-4	3-3	1	4	5	1	4	19	3	4	0	0	0	0	0	0	0	1
25	Jace Howard	15:37	0-2	0-1	0-0	0	1	1	2	1	0	0	1	1	0	0	0	0	0	0	8
32	Tarris Reed Jr.	14:22	1-3	0-0	3-6	4	2	6	4	3	5	0	1	0	1	0	1	0	0	0	-1
42	Will Tschetter	10:47	0-0	0-0	0-0	0	3	3	2	1	0	0	0	0	0	0	0	0	0	0	6
Team						1	2	3			0			2							
Totals			23-53	3-12	16-19	10	29	39	15	20	65	6	15	3	2	2	2				-1

Shooting By Period		
1 st FG%	12-31	38.7%
3PT%	3-9	33.3%
FT%	3-5	60%
2 nd FG%	11-22	50.0%
3PT%	0-3	0.0%
FT%	13-14	92.9%
GM FG%	23-53	43.4%
3PT%	3-12	25.0%
FT%	16-19	84.2%

Dead Ball Rebounds: 4, 0

Technical Fouls: NONE

Vanderbilt - 66

Record: 22-14

NO.	Name	Min	FG		3P		FT			Rebounds			Fouls		TP	AS	TO	ST	Blocks		+/-
			M-A	M-A	M-A	OR	DR	TOT	PF	FD	BS	BA									
1	Colin Smith	F 26:11	4-9	3-7	0-0	0	1	1	0	0	11	1	0	0	0	0	0	0	0	0	-3
42	Quentin Millora-Brown	F 29:34	1-3	0-0	0-0	2	3	5	4	4	2	0	2	0	0	0	0	0	0	0	7
0	Tyrin Lawrence	G 33:50	10-17	0-2	4-4	1	8	9	3	4	24	1	2	1	0	0	0	0	0	0	17
4	Jordan Wright	G 34:42	2-11	0-6	2-4	0	3	3	2	3	6	4	2	3	1	1	3	1	1	3	
5	Ezra Manjon	G 35:40	6-10	1-1	4-4	0	2	2	2	4	17	3	0	2	0	1	10	0	1	10	
34	Lee Dort	05:40	0-0	0-0	0-0	0	0	0	1	0	0	0	0	0	0	0	0	0	0	0	-5
3	Paul Lewis	04:20	1-2	1-1	0-0	0	0	0	1	0	3	0	1	0	0	0	0	0	0	0	-9
12	Trey Thomas	20:23	1-5	1-5	0-0	0	1	1	1	0	3	0	0	0	0	0	0	0	0	0	-10
20	Emmanuel Ansong	08:05	0-0	0-0	0-0	0	1	1	3	0	0	0	0	0	0	0	1	0	0	0	-1
23	Malik Dia	01:35	0-1	0-1	0-0	0	0	0	3	0	0	0	0	0	0	0	0	0	0	0	-4
Team						1	0	1			0			0							
Totals			25-58	6-23	10-12	4	19	23	20	15	66	9	7	6	2	2	1				1

Shooting By Period		
1 st FG%	11-30	36.7%
3PT%	4-13	30.8%
FT%	3-3	100%
2 nd FG%	14-28	50.0%
3PT%	2-10	20.0%
FT%	7-9	77.8%
GM FG%	25-58	43.1%
3PT%	6-23	26.1%
FT%	10-12	83.3%

Dead Ball Rebounds: 2, 0

Technical Fouls: NONE

	U-M	VAN
Biggest lead	10 (2 nd 10:52)	12 (1 st 12:53)
Best Scoring Run	9 (1 st 10:35)	17 (1 st 12:53)
Lead Changes	11	
Times Tied	7	
Time with Lead	24:12	10:00

	U-M	VAN
Points from		
Turnovers	11	18
Paint	22	34
Second Chance	10	0
Fast Breaks	2	9
Bench	5	6

	Period by Period Scoring		
	1st	2nd	TOT
U-M	30	35	65
VAN	29	37	66



Michigan at Vanderbilt

03/18/23 Memorial Gymnasium, Nashville
2022-23 Men's Basketball

Game Time: 11:00 AM
Game Duration: 2:05
Attendance: 8,337

Officials: Jason Baker, Jerry Heater, Bharat Ramnanan

Period 1

Quarter Starters:

VAN	0 Lawrence T	1 Smith C	4 Wright J	5 Manjon E	42 Millora-Brown Q
U-M	0 McDaniel D	1 Dickinson H	5 Williams II T	15 Baker J	24 Khayat Y

Game Time	VAN	Score	Diff	U-M
20:00	42 MILLORA-BROWN Q jumpball lost			1 DICKINSON H jumpball won
19:43		0-2	-2	1 DICKINSON H 2pt FG outside the paint, jump shot made (2)
19:43				0 MCDANIEL D assist (1)
19:18	1 SMITH C 3pt FG , jump shot missed			
19:12				15 BAKER J defensive rebound (1)
19:06				1 DICKINSON H 3pt FG , jump shot missed
19:02	0 LAWRENCE T defensive rebound (1)			
18:55	4 WRIGHT J 3pt FG , jump shot missed			
18:53	42 MILLORA-BROWN Q offensive rebound (1)			
18:47	42 MILLORA-BROWN Q 2pt FG second chance in the paint, layup missed			
18:44				1 DICKINSON H defensive rebound (1)
18:39	5 MANJON E steal (1)			0 MCDANIEL D turnover lost ball (1)
18:34	4 WRIGHT J 3pt FG from turnover, jump shot missed			
18:30				1 DICKINSON H defensive rebound (2)
18:11		0-5	-5	24 KHAYAT Y 3pt FG , jump shot made (3)
18:11				0 MCDANIEL D assist (2)
17:39	5 MANJON E 2pt FG in the paint, driving layup made (2)	2-5	-3	
17:16				1 DICKINSON H 3pt FG , jump shot missed
17:14	0 LAWRENCE T defensive rebound (2)			
17:06	0 LAWRENCE T 2pt FG outside the paint, jump shot missed			
17:04	42 MILLORA-BROWN Q offensive rebound (2)			
16:44	1 SMITH C 3pt FG second chance, jump shot missed			
16:42				1 DICKINSON H defensive rebound (3)
16:35				0 MCDANIEL D 2pt FG outside the paint, pull up jump shot missed
16:32	4 WRIGHT J defensive rebound (1)			
16:16	1 SMITH C 3pt FG , jump shot made (3)	5-5	0	
16:16	5 MANJON E assist (1)			
15:55	jump ball situation			
15:55	4 WRIGHT J steal (1)			1 DICKINSON H turnover lost ball (1)
15:55	Timeout media			
15:31	0 LAWRENCE T 2pt FG from turnover in the paint, driving layup made (2)	7-5	2	
15:10	4 WRIGHT J steal (2)			0 MCDANIEL D turnover bad pass (2)
15:06	0 LAWRENCE T 2pt FG fast break from turnover in the paint, dunk, made (4)	9-5	4	
15:06	4 WRIGHT J assist (1)			
14:49	5 MANJON E foul personal (1 - 1)			0 MCDANIEL D foul drawn (1)
14:43				0 MCDANIEL D 2pt FG outside the paint, pull up jump shot missed
14:41	4 WRIGHT J defensive rebound (2)			
14:18	1 SMITH C 2pt FG in the paint, driving layup made (5)	11-5	6	
13:56				15 BAKER J 2pt FG in the paint, driving layup missed
13:53	1 SMITH C defensive rebound (1)			



Michigan at Vanderbilt

03/18/23 Memorial Gymnasium, Nashville
2022-23 Men's Basketball

Game Time: 11:00 AM
Game Duration: 2:05
Attendance: 8,337

Officials: Jason Baker, Jerry Heater, Bharat Ramnanan

Game Time	VAN	Score	Diff	U-M
13:49	4 WRIGHT J foul drawn (1)			15 BAKER J foul personal (1 - 1)
13:49	42 MILLORA-BROWN Q substitution out			
13:49	34 DORT L substitution in			
13:49				24 KHAYAT Y substitution out
13:49				25 HOWARD J substitution in
13:32	1 SMITH C 3pt FG , jump shot made (8)	14-5	9	
13:32	4 WRIGHT J assist (2)			
13:12				15 BAKER J turnover bad pass (1)
13:12	5 MANJON E substitution out			
13:12	3 LEWIS P substitution in			
12:53	1 SMITH C 3pt FG from turnover, jump shot made (11)	17-5	12	
12:53	4 WRIGHT J assist (3)			
12:51				Timeout 30 Sec
12:35				1 DICKINSON H 2pt FG outside the paint, turnaround jump shot missed
12:32				5 WILLIAMS II T offensive rebound (1)
12:28				25 HOWARD J 2pt FG second chance in the paint, turnaround jump shot missed
12:23				5 WILLIAMS II T offensive rebound (2)
12:23		17-7	10	5 WILLIAMS II T 2pt FG second chance in the paint, layup made (2)
11:58	4 WRIGHT J 2pt FG in the paint, driving layup missed			
11:55				defensive rebound (7)
11:55				Timeout media
11:55	0 LAWRENCE T substitution out			
11:55	12 THOMAS T substitution in			
11:40		17-9	8	0 MCDANIEL D 2pt FG in the paint, driving layup made (2)
11:40	3 LEWIS P foul shooting (1 - 2)			0 MCDANIEL D foul drawn (2)
11:40		17-10	7	0 MCDANIEL D free throw 1 - 1 made (3)
11:31	3 LEWIS P turnover bad pass (1)			25 HOWARD J steal (1)
11:23				5 WILLIAMS II T 2pt FG from turnover in the paint, jump shot missed
11:19				5 WILLIAMS II T offensive rebound (3)
11:19		17-12	5	5 WILLIAMS II T 2pt FG from turnover second chance in the paint, layup made (4)
10:48	3 LEWIS P 2pt FG outside the paint, turnaround jump shot missed			
10:47				25 HOWARD J defensive rebound (1)
10:47	34 DORT L foul personal (1 - 3)			25 HOWARD J foul drawn (1)
10:47				1 DICKINSON H substitution out
10:47				15 BAKER J substitution out
10:47				32 REED JR. T substitution in
10:47				42 TSCHETTER W substitution in
10:35		17-14	3	0 MCDANIEL D 2pt FG outside the paint, pull up jump shot made (5)
10:20	3 LEWIS P 3pt FG , jump shot made (3)	20-14	6	
10:20	4 WRIGHT J assist (4)			
10:04		20-17	3	0 MCDANIEL D 3pt FG , pull up jump shot made (8)
09:36	jump ball situation			
09:36	4 WRIGHT J turnover lost ball (1)			5 WILLIAMS II T steal (1)
09:36	1 SMITH C substitution out			



Michigan at Vanderbilt

03/18/23 Memorial Gymnasium, Nashville
2022-23 Men's Basketball

Game Time: 11:00 AM
Game Duration: 2:05
Attendance: 8,337

Officials: Jason Baker, Jerry Heater, Bharat Ramnanan

Game Time	VAN	Score	Diff	U-M
09:36	20 ANSONG E substitution in			
09:21		20-20	0	0 MCDANIEL D 3pt FG from turnover, pull up jump shot made (11)
08:52	4 WRIGHT J 2pt FG in the paint, driving layup blocked			
08:52				32 REED JR. T block (1)
08:52	offensive rebound (8)			
08:52	3 LEWIS P substitution out			
08:52	4 WRIGHT J substitution out			
08:52	0 LAWRENCE T substitution in			
08:52	5 MANJON E substitution in			
08:49	12 THOMAS T 3pt FG second chance, jump shot missed			
08:45				0 MCDANIEL D defensive rebound (1)
08:42	0 LAWRENCE T steal (1)			0 MCDANIEL D turnover bad pass (3)
08:37	0 LAWRENCE T 2pt FG from turnover in the paint, dunk, missed			
08:32				0 MCDANIEL D defensive rebound (2)
08:23				0 MCDANIEL D 3pt FG , jump shot missed
08:19	5 MANJON E defensive rebound (1)			
08:09	5 MANJON E foul drawn (1)			32 REED JR. T foul shooting (1 - 2)
08:09	5 MANJON E free throw 1 - 2 made (3)	21-20	1	
08:09	34 DORT L substitution out			
08:09	42 MILLORA-BROWN Q substitution in			
08:09	5 MANJON E free throw 2 - 2 made (4)	22-20	2	
07:50				5 WILLIAMS II T 2pt FG outside the paint, turnaround jump shot missed
07:47				32 REED JR. T offensive rebound (1)
07:46				32 REED JR. T 2pt FG second chance in the paint, layup missed
07:43				32 REED JR. T offensive rebound (2)
07:43		22-22	0	32 REED JR. T 2pt FG second chance in the paint, layup made (2)
07:28	42 MILLORA-BROWN Q foul drawn (1)			32 REED JR. T foul personal (2 - 3)
07:28	Timeout media			
07:12	5 MANJON E 2pt FG outside the paint, jump shot missed			
07:10				32 REED JR. T defensive rebound (3)
06:58	0 LAWRENCE T foul shooting (1 - 4)			5 WILLIAMS II T foul drawn (1)
06:58		22-23	-1	5 WILLIAMS II T free throw 1 - 2 made (5)
06:58		22-24	-2	5 WILLIAMS II T free throw 2 - 2 made (6)
06:58				5 WILLIAMS II T substitution out
06:58				15 BAKER J substitution in
06:43	42 MILLORA-BROWN Q 2pt FG in the paint, layup made (2)	24-24	0	
06:43	0 LAWRENCE T assist (1)			
06:16				32 REED JR. T 2pt FG in the paint, layup missed
06:11	20 ANSONG E defensive rebound (1)			
05:59	0 LAWRENCE T 3pt FG , pull up jump shot missed			
05:55				42 TSCHETTER W defensive rebound (1)
05:44				15 BAKER J 2pt FG in the paint, jump shot missed
05:40				32 REED JR. T offensive rebound (4)
05:40	12 THOMAS T foul shooting (1 - 5)			32 REED JR. T foul drawn (1)
05:40				32 REED JR. T free throw 1 - 2 missed
05:40				offensive dead ball rebound (1)



Michigan at Vanderbilt

03/18/23 Memorial Gymnasium, Nashville
2022-23 Men's Basketball

Game Time: 11:00 AM
Game Duration: 2:05
Attendance: 8,337

Officials: Jason Baker, Jerry Heater, Bharat Ramnanan

Game Time	VAN	Score	Diff	U-M
05:40	12 THOMAS T substitution out			
05:40	4 WRIGHT J substitution in			
05:40				0 MCDANIEL D substitution out
05:40				5 WILLIAMS II T substitution in
05:40				32 REED JR. T free throw 2 - 2 missed
05:39	0 LAWRENCE T defensive rebound (3)			
05:19	5 MANJON E 2pt FG outside the paint, jump shot missed			
05:17				32 REED JR. T defensive rebound (5)
05:12	20 ANSONG E foul personal (1 - 6)			42 TSCHETTER W foul drawn (1)
05:12				32 REED JR. T substitution out
05:12				1 DICKINSON H substitution in
05:03				1 DICKINSON H 2pt FG outside the paint, jump shot missed
05:00	0 LAWRENCE T defensive rebound (4)			
04:56	0 LAWRENCE T turnover out of bounds (1)			
04:40				5 WILLIAMS II T 2pt FG from turnover in the paint, jump shot blocked
04:40	20 ANSONG E block (1)			
04:37	0 LAWRENCE T defensive rebound (5)			
04:35	0 LAWRENCE T 2pt FG fast break in the paint, dunk, made (6)	26-24	2	
04:35	5 MANJON E assist (2)			
04:34	0 LAWRENCE T foul drawn (1)			25 HOWARD J foul shooting (1 - 4)
04:34	20 ANSONG E substitution out			
04:34	1 SMITH C substitution in			
04:34				25 HOWARD J substitution out
04:34				0 MCDANIEL D substitution in
04:34	0 LAWRENCE T free throw fast break 1 - 1 made (7)	27-24	3	
04:13				15 BAKER J 3pt FG , jump shot missed
04:11	0 LAWRENCE T defensive rebound (6)			
04:04	5 MANJON E foul drawn (2)			42 TSCHETTER W foul personal (1 - 5)
04:02	4 WRIGHT J 3pt FG , jump shot missed			
03:59				1 DICKINSON H defensive rebound (4)
03:37				15 BAKER J 3pt FG , jump shot missed
03:35	42 MILLORA-BROWN Q defensive rebound (3)			
03:35	42 MILLORA-BROWN Q foul drawn (2)			42 TSCHETTER W foul personal (2 - 6)
03:35	Timeout media			
03:24	42 MILLORA-BROWN Q foul offensive (1 - 7)			5 WILLIAMS II T foul drawn (2)
03:24	42 MILLORA-BROWN Q turnover offensive (1)			
03:11		27-26	1	0 MCDANIEL D 2pt FG from turnover outside the paint, pull up jump shot made (13)
02:53	0 LAWRENCE T 3pt FG , jump shot missed			
02:50				42 TSCHETTER W defensive rebound (2)
02:35		27-28	-1	1 DICKINSON H 2pt FG in the paint, hook shot made (4)
02:13	1 SMITH C 3pt FG , jump shot missed			
02:10				42 TSCHETTER W defensive rebound (3)
01:58				0 MCDANIEL D 3pt FG , jump shot missed
01:55	0 LAWRENCE T defensive rebound (7)			
01:43	0 LAWRENCE T 2pt FG outside the paint, pull up jump shot missed			
01:40				1 DICKINSON H defensive rebound (5)
01:32				15 BAKER J 2pt FG outside the paint, pull up jump shot missed



Official Basketball Play by Play - First Half

Michigan at Vanderbilt

03/18/23 Memorial Gymnasium, Nashville
2022-23 Men's Basketball

Game Time: 11:00 AM

Game Duration: 2:05

Attendance: 8,337

Officials: Jason Baker, Jerry Heater, Bharat Ramnanan

Game Time	VAN	Score	Diff	U-M
01:29	42 MILLORA-BROWN Q defensive rebound (4)			
01:00	5 MANJON E 2pt FG outside the paint, pull up jump shot made (6)	29-28	1	
00:41		29-30	-1	1 DICKINSON H 2pt FG in the paint, hook shot made (6)
00:23	5 MANJON E 2pt FG in the paint, pull up jump shot missed			
00:20				1 DICKINSON H defensive rebound (6)
END OF PERIOD				
VAN 29-30 U-M				



Michigan at Vanderbilt

03/18/23 Memorial Gymnasium, Nashville
2022-23 Men's Basketball

Game Time: 11:00 AM
Game Duration: 2:05
Attendance: 8,337

Officials: Jason Baker, Jerry Heater, Bharat Ramnaran

Michigan - 30

NO.	Name	Min	FG			Rebounds			Fouls		TP	AS	TO	ST	Blocks		+/-
			M-A	M-A	M-A	OR	DR	TOT	PF	FD					BS	BA	
5	Terrance Williams II	F 18:42	2-5	0-0	2-2	3	0	3	0	2	6	0	0	1	0	1	3
15	Joey Baker	F 16:11	0-5	0-2	0-0	0	1	1	1	0	0	0	1	0	0	0	-6
24	Youssef Khayat	F 06:11	1-1	1-1	0-0	0	0	0	0	0	3	0	0	0	0	0	-6
1	Hunter Dickinson	C 14:25	3-7	0-2	0-0	0	6	6	0	0	6	0	1	0	0	0	-4
0	Dug McDaniel	G 18:54	5-9	2-4	1-1	0	2	2	0	2	13	2	3	0	0	0	3
25	Jace Howard	09:15	0-1	0-0	0-0	0	1	1	1	1	0	0	0	1	0	0	4
32	Tarris Reed Jr.	05:35	1-3	0-0	0-2	3	2	5	2	1	2	0	0	0	1	0	5
42	Will Tschetter	10:47	0-0	0-0	0-0	0	3	3	2	1	0	0	0	0	0	0	6
Team						0	1	1			0		0				
Totals			12-31	3-9	3-5	6	16	22	6	7	30	2	5	2	1	1	1

Shooting By Period		
1st FG%	12-31	38.7%
3PT%	3-9	33.3%
FT%	3-5	60%
GM FG%	12-31	38.7%
3PT%	3-9	33.3%
FT%	3-5	60.0%

Dead Ball Rebounds: 1, 0

Technical Fouls::NONE

Vanderbilt - 29

NO.	Name	Min	FG			Rebounds			Fouls		TP	AS	TO	ST	Blocks		+/-
			M-A	M-A	M-A	OR	DR	TOT	PF	FD					BS	BA	
1	Colin Smith	F 14:58	4-7	3-6	0-0	0	1	1	0	0	11	0	0	0	0	0	0
42	Quentin Millora-Brown	F 14:20	1-2	0-0	0-0	2	2	4	1	2	2	0	1	0	0	0	4
0	Tyrin Lawrence	G 16:57	3-8	0-2	1-1	0	7	7	1	1	7	1	1	1	0	0	9
4	Jordan Wright	G 16:48	0-5	0-3	0-0	0	2	2	0	1	0	4	1	2	0	1	-1
5	Ezra Manjon	G 15:40	2-5	0-0	2-2	0	1	1	1	2	6	2	0	1	0	0	8
34	Lee Dort	05:40	0-0	0-0	0-0	0	0	0	1	0	0	0	0	0	0	0	-5
3	Paul Lewis	04:20	1-2	1-1	0-0	0	0	0	1	0	3	0	1	0	0	0	-9
12	Trey Thomas	06:15	0-1	0-1	0-0	0	0	0	1	0	0	0	0	0	0	0	-10
20	Emmanuel Ansong	05:02	0-0	0-0	0-0	0	1	1	1	0	0	0	0	0	1	0	-1
Team						1	0	1			0		0				
Totals			11-30	4-13	3-3	3	14	17	7	6	29	7	4	4	1	1	-1

Shooting By Period		
1st FG%	11-30	36.7%
3PT%	4-13	30.8%
FT%	3-3	100%
GM FG%	11-30	36.7%
3PT%	4-13	30.8%
FT%	3-3	100.0%

Dead Ball Rebounds: 0, 0

Technical Fouls::NONE

	U-M	VAN	Points from		Period by Period Scoring				
Biggest lead	5 (1 st 18:11)	12 (1 st 12:53)	U-M	VAN	1st	2nd	TOT		
Best Scoring Run	9 (1 st 10:35)	17 (1 st 12:53)	7	7	U-M	30	35	65	
Lead Changes	6		Paint	12	12	VAN	29	37	66
Times Tied	4		Second Chance	6	0				
Time with Lead	05:59	08:54	Fast Breaks	0	5				
			Bench	2	3				



Michigan at Vanderbilt

03/18/23 Memorial Gymnasium, Nashville
2022-23 Men's Basketball

Game Time: 11:00 AM
Game Duration: 2:05
Attendance: 8,337

Officials: Jason Baker, Jerry Heater, Bharat Ramnanan

Period 2

Quarter Starters:

VAN	0 Lawrence T	1 Smith C	4 Wright J	5 Manjon E	42 Millora-Brown Q
U-M	0 McDaniel D	1 Dickinson H	5 Williams II T	15 Baker J	24 Khayat Y

Game Time	VAN	Score	Diff	U-M
20:00				42 TSCHEPETER W substitution out
20:00				24 KHAYAT Y substitution in
19:43	42 MILLORA-BROWN Q 2pt FG in the paint, turnaround jump shot missed			
19:39				24 KHAYAT Y defensive rebound (1)
19:12		29-32	-3	1 DICKINSON H 2pt FG outside the paint, turnaround jump shot made (8)
18:47	4 WRIGHT J 2pt FG in the paint, jump shot made (2)	31-32	-1	
18:25		31-34	-3	15 BAKER J 2pt FG in the paint, turnaround jump shot made (2)
18:00	5 MANJON E 3pt FG , jump shot made (9)	34-34	0	
18:00	1 SMITH C assist (1)			
17:43	42 MILLORA-BROWN Q foul personal (2 - 1)			1 DICKINSON H foul drawn (1)
17:41				24 KHAYAT Y 3pt FG , jump shot missed
17:38	0 LAWRENCE T defensive rebound (8)			
17:36	4 WRIGHT J foul drawn (2)			15 BAKER J foul shooting (2 - 1)
17:36	4 WRIGHT J free throw fast break 1 - 2 missed			
17:36	offensive dead ball rebound (1)			
17:36	4 WRIGHT J free throw fast break 2 - 2 made (3)	35-34	1	
17:23		35-36	-1	1 DICKINSON H 2pt FG in the paint, driving layup made (10)
17:00	0 LAWRENCE T 2pt FG in the paint, driving layup made (9)	37-36	1	
16:41	4 WRIGHT J foul personal (1 - 2)			15 BAKER J foul drawn (1)
16:41	Timeout media			
16:35				0 MCDANIEL D 2pt FG in the paint, jump shot missed
16:30				0 MCDANIEL D offensive rebound (3)
16:20	5 MANJON E foul shooting (2 - 3)			15 BAKER J foul drawn (2)
16:20		37-37	0	15 BAKER J free throw 1 - 2 made (3)
16:20		37-38	-1	15 BAKER J free throw 2 - 2 made (4)
16:06	4 WRIGHT J 2pt FG in the paint, jump shot missed			
16:03				1 DICKINSON H defensive rebound (7)
15:51	42 MILLORA-BROWN Q foul drawn (3)			1 DICKINSON H foul offensive (1 - 2)
15:51				1 DICKINSON H turnover offensive (2)
15:34	4 WRIGHT J foul drawn (3)			24 KHAYAT Y foul shooting (1 - 3)
15:34	4 WRIGHT J free throw 1 - 2 missed			
15:34	offensive dead ball rebound (2)			
15:34	4 WRIGHT J free throw 2 - 2 made (4)	38-38	0	
15:17	0 LAWRENCE T foul shooting (2 - 4)			15 BAKER J foul drawn (3)
15:17		38-39	-1	15 BAKER J free throw 1 - 3 made (5)
15:17		38-40	-2	15 BAKER J free throw 2 - 3 made (6)
15:17		38-41	-3	15 BAKER J free throw 3 - 3 made (7)
15:09	42 MILLORA-BROWN Q foul drawn (4)			15 BAKER J foul personal (3 - 4)
15:00	0 LAWRENCE T 2pt FG in the paint, driving layup made (11)	40-41	-1	
14:40	0 LAWRENCE T foul personal (3 - 5)			24 KHAYAT Y foul drawn (1)
14:40	0 LAWRENCE T substitution out			
14:40	12 THOMAS T substitution in			



Michigan at Vanderbilt

03/18/23 Memorial Gymnasium, Nashville
2022-23 Men's Basketball

Game Time: 11:00 AM
Game Duration: 2:05
Attendance: 8,337

Officials: Jason Baker, Jerry Heater, Bharat Ramnanan

Game Time	VAN	Score	Diff	U-M
14:40				15 BAKER J substitution out
14:40				25 HOWARD J substitution in
14:36				0 MCDANIEL D 2pt FG outside the paint, pull up jump shot missed
14:33	4 WRIGHT J defensive rebound (3)			
14:26	4 WRIGHT J 3pt FG , jump shot missed			
14:23				24 KHAYAT Y defensive rebound (2)
14:12		40-43	-3	1 DICKINSON H 2pt FG in the paint, dunk, made (12)
14:12				5 WILLIAMS II T assist (1)
13:49	1 SMITH C 3pt FG , jump shot missed			
13:47				24 KHAYAT Y defensive rebound (3)
13:39				5 WILLIAMS II T turnover travel (1)
13:39	Timeout media			
13:13	12 THOMAS T 3pt FG from turnover, jump shot missed			
13:10				5 WILLIAMS II T defensive rebound (4)
12:55		40-45	-5	1 DICKINSON H 2pt FG outside the paint, hook shot made (14)
12:24	5 MANJON E 2pt FG outside the paint, turnaround jump shot made (11)	42-45	-3	
12:02	42 MILLORA-BROWN Q foul personal (3 - 6)			1 DICKINSON H foul drawn (2)
12:02	42 MILLORA-BROWN Q substitution out			
12:02	23 DIA M substitution in			
11:55		42-47	-5	1 DICKINSON H 2pt FG outside the paint, turnaround jump shot made (16)
11:55				0 MCDANIEL D assist (3)
11:41	23 DIA M 3pt FG , jump shot missed			
11:39				0 MCDANIEL D defensive rebound (4)
11:33		42-49	-7	1 DICKINSON H 2pt FG in the paint, layup made (18)
11:33				24 KHAYAT Y assist (1)
11:33	23 DIA M foul shooting (1 - 7)			1 DICKINSON H foul drawn (3)
11:33	4 WRIGHT J substitution out			
11:33	0 LAWRENCE T substitution in			
11:33		42-50	-8	1 DICKINSON H free throw 1 - 1 made (19)
11:09	1 SMITH C 2pt FG in the paint, turnaround jump shot missed			
11:07				5 WILLIAMS II T defensive rebound (5)
10:52	23 DIA M foul personal (2 - 8)			1 DICKINSON H foul drawn (4)
10:52	Timeout media			
10:52		42-51	-9	1 DICKINSON H 1&1 free throw 1 made (20)
10:52		42-52	-10	1 DICKINSON H 1&1 free throw 2 made (21)
10:37	0 LAWRENCE T 2pt FG in the paint, driving layup made (13)	44-52	-8	
10:37	0 LAWRENCE T foul drawn (2)			25 HOWARD J foul shooting (2 - 5)
10:37	0 LAWRENCE T free throw 1 - 1 made (14)	45-52	-7	
10:27	23 DIA M foul personal (3 - 9)			0 MCDANIEL D foul drawn (3)
10:27	23 DIA M substitution out			
10:27	20 ANSONG E substitution in			
10:27		45-53	-8	0 MCDANIEL D 1&1 free throw 1 made (14)
10:27		45-54	-9	0 MCDANIEL D 1&1 free throw 2 made (15)
10:12	5 MANJON E 2pt FG in the paint, driving layup made (13)	47-54	-7	
09:57		47-56	-9	0 MCDANIEL D 2pt FG outside the paint, pull up jump shot made (17)
09:43	0 LAWRENCE T 2pt FG in the paint, jump shot missed			



Michigan at Vanderbilt

03/18/23 Memorial Gymnasium, Nashville
2022-23 Men's Basketball

Game Time: 11:00 AM
Game Duration: 2:05
Attendance: 8,337

Officials: Jason Baker, Jerry Heater, Bharat Ramnanan

Game Time	VAN	Score	Diff	U-M
09:40	0 LAWRENCE T offensive rebound (9)			
09:38	12 THOMAS T 3pt FG second chance, jump shot missed			
09:36				1 DICKINSON H defensive rebound (8)
09:27				25 HOWARD J turnover bad pass (1)
09:27	1 SMITH C substitution out			
09:27	4 WRIGHT J substitution in			
09:27				24 KHAYAT Y substitution out
09:27				32 REED JR. T substitution in
09:15	4 WRIGHT J 2pt FG from turnover in the paint, driving layup made (6)	49-56	-7	
08:43				25 HOWARD J 3pt FG , jump shot missed
08:40				offensive dead ball rebound (2)
08:40				turnover shot clock (9)
08:28	0 LAWRENCE T 2pt FG from turnover in the paint, pull up jump shot made (16)	51-56	-5	
08:18				Timeout 30 Sec
08:18	Timeout media			
08:18				25 HOWARD J substitution out
08:18				15 BAKER J substitution in
08:04				5 WILLIAMS II T 2pt FG in the paint, driving layup missed
08:01				32 REED JR. T offensive rebound (6)
08:00	20 ANSONG E foul personal (2 - 10)			32 REED JR. T foul drawn (2)
08:00		51-57	-6	32 REED JR. T free throw 1 - 2 made (3)
08:00		51-58	-7	32 REED JR. T free throw 2 - 2 made (4)
07:38	5 MANJON E 2pt FG in the paint, driving layup blocked			
07:38				1 DICKINSON H block (1)
07:34				1 DICKINSON H defensive rebound (9)
07:24	20 ANSONG E foul personal (3 - 11)			32 REED JR. T foul drawn (3)
07:24				32 REED JR. T free throw 1 - 2 missed
07:24				offensive dead ball rebound (3)
07:24	20 ANSONG E substitution out			
07:24	42 MILLORA-BROWN Q substitution in			
07:24		51-59	-8	32 REED JR. T free throw 2 - 2 made (5)
07:01	0 LAWRENCE T turnover bad pass (2)			15 BAKER J steal (1)
06:35				15 BAKER J 2pt FG from turnover in the paint, driving layup blocked
06:35	4 WRIGHT J block (1)			
06:35				offensive rebound (34)
06:28				turnover shot clock (10)
06:14	4 WRIGHT J 3pt FG from turnover, jump shot missed			
06:12				defensive rebound (35)
05:59	5 MANJON E foul drawn (3)			32 REED JR. T foul offensive (3 - 6)
05:59				32 REED JR. T turnover offensive (1)
05:38	0 LAWRENCE T 2pt FG from turnover in the paint, driving layup missed			
05:36				1 DICKINSON H defensive rebound (10)
05:28				15 BAKER J 3pt FG , jump shot missed
05:24	5 MANJON E defensive rebound (2)			
05:09	0 LAWRENCE T 2pt FG in the paint, driving layup made (18)	53-59	-6	
05:09	0 LAWRENCE T foul drawn (3)			0 MCDANIEL D foul shooting (1 - 7)



Michigan at Vanderbilt

03/18/23 Memorial Gymnasium, Nashville
2022-23 Men's Basketball

Game Time: 11:00 AM
Game Duration: 2:05
Attendance: 8,337

Officials: Jason Baker, Jerry Heater, Bharat Ramnanan

Game Time	VAN	Score	Diff	U-M
05:09	0 LAWRENCE T free throw 1 - 1 made (19)	54-59	-5	
04:40				1 DICKINSON H 2pt FG in the paint, jump shot missed
04:37	12 THOMAS T defensive rebound (1)			
04:19	42 MILLORA-BROWN Q foul offensive (4 - 12)			5 WILLIAMS II T foul drawn (3)
04:19	42 MILLORA-BROWN Q turnover offensive (2)			
04:14		54-61	-7	15 BAKER J 2pt FG fast break from turnover outside the paint, jump shot made (9)
04:14				1 DICKINSON H assist (1)
03:47	12 THOMAS T 3pt FG ; jump shot made (3)	57-61	-4	
03:47	5 MANJON E assist (3)			
03:15	Timeout media			
03:10	4 WRIGHT J steal (3)			1 DICKINSON H turnover lost ball (3)
02:46	12 THOMAS T 3pt FG from turnover, jump shot missed			
02:44				0 MCDANIEL D defensive rebound (5)
02:31		57-63	-6	0 MCDANIEL D 2pt FG in the paint, jump shot made (19)
02:08	4 WRIGHT J foul offensive (2 - 13)			0 MCDANIEL D foul drawn (4)
02:08	4 WRIGHT J turnover offensive (2)			
01:45		57-65	-8	15 BAKER J 2pt FG from turnover outside the paint, pull up jump shot made (11)
01:35	4 WRIGHT J 3pt FG ; jump shot missed			
01:32				15 BAKER J defensive rebound (2)
01:07				1 DICKINSON H 2pt FG in the paint, layup missed
01:04	42 MILLORA-BROWN Q defensive rebound (5)			
00:58	0 LAWRENCE T 2pt FG fast break in the paint, driving layup made (21)	59-65	-6	
00:58	0 LAWRENCE T foul drawn (4)			32 REED JR. T foul shooting (4 - 8)
00:58	42 MILLORA-BROWN Q substitution out			
00:58	1 SMITH C substitution in			
00:58	0 LAWRENCE T free throw fast break 1 - 1 made (22)	60-65	-5	
00:58	Timeout 60 Sec			
00:58				32 REED JR. T substitution out
00:58				24 KHAYAT Y substitution in
00:49	5 MANJON E steal (2)			5 WILLIAMS II T turnover lost ball (2)
00:49	5 MANJON E foul drawn (4)			5 WILLIAMS II T foul personal (1 - 9)
00:49	5 MANJON E 1&1 free throw 1 made (14)	61-65	-4	
00:49	5 MANJON E 1&1 free throw 2 made (15)	62-65	-3	
00:49	12 THOMAS T substitution out			
00:49	42 MILLORA-BROWN Q substitution in			
00:38				0 MCDANIEL D turnover bad pass (4)
00:38				24 KHAYAT Y substitution out
00:38				32 REED JR. T substitution in
00:38	1 SMITH C substitution out			
00:38	12 THOMAS T substitution in			
00:20	5 MANJON E 2pt FG from turnover in the paint, driving layup made (17)	64-65	-1	
00:20				Timeout 60 Sec
00:20	12 THOMAS T substitution out			
00:20	1 SMITH C substitution in			
00:20				32 REED JR. T substitution out
00:20				24 KHAYAT Y substitution in



Official Basketball Play by Play - Second Half

Michigan at Vanderbilt

03/18/23 Memorial Gymnasium, Nashville
2022-23 Men's Basketball

Game Time: 11:00 AM

Game Duration: 2:05

Attendance: 8,337

Officials: Jason Baker, Jerry Heater, Bharat Ramnanan

Game Time	VAN	Score	Diff	U-M
00:18				5 WILLIAMS II T turnover lost ball (3)
00:12	0 LAWRENCE T 2pt FG from turnover in the paint, driving layup made (24)	66-65	1	
00:12				Timeout 30 Sec
00:02				0 MCDANIEL D 2pt FG in the paint, driving layup missed
00:02				1 DICKINSON H offensive rebound (11)
00:02				1 DICKINSON H 2pt FG second chance in the paint, layup missed
00:02				offensive dead ball rebound (4)
END OF GAME				
VAN 66-65 U-M				



Michigan at Vanderbilt

03/18/23 Memorial Gymnasium, Nashville
2022-23 Men's Basketball

Game Time: 11:00 AM
Game Duration: 2:05
Attendance: 8,337

Officials: Jason Baker, Jerry Heater, Bharat Ramnaran

Michigan - 35

NO.	Name	Min	FG			Rebounds			Fouls		TP	AS	TO	ST	Blocks		+/-
			M-A	M-A	M-A	OR	DR	TOT	PF	FD					BS	BA	
5	Terrance Williams II	F 20:00	0-1	0-0	0-0	0	2	2	1	1	0	1	3	0	0	0	-2
15	Joey Baker	F 13:38	3-5	0-1	5-5	0	1	1	2	3	11	0	0	1	0	1	-6
24	Youssef Khayat	F 11:13	0-1	0-1	0-0	0	3	3	1	1	0	1	0	0	0	4	
1	Hunter Dickinson	C 20:00	6-9	0-0	3-3	1	4	5	1	4	15	1	2	0	1	0	-2
0	Dug McDaniel	G 20:00	2-5	0-0	2-2	1	2	3	1	2	6	1	1	0	0	0	-2
42	Will Tschetter	00:00	0-0	0-0	0-0	0	0	0	0	0	0	0	0	0	0	0	
25	Jace Howard	06:22	0-1	0-1	0-0	0	0	0	1	0	0	0	1	0	0	4	
32	Tarris Reed Jr.	08:47	0-0	0-0	3-4	1	0	1	2	2	3	0	1	0	0	-6	
Team						1	1	2			0	2					
Totals			11-22	0-3	13-14	4	13	17	9	13	35	4	10	1	1	1	-2

Shooting By Period		
2 nd FG%	11-22	50.0%
3PT%	0-3	0.0%
FT%	13-14	92.9%
GM FG%	11-22	50.0%
3PT%	0-3	0.0%
FT%	13-14	92.9%

Dead Ball Rebounds: 3, 0

Technical Fouls::NONE

Vanderbilt - 37

NO.	Name	Min	FG			Rebounds			Fouls		TP	AS	TO	ST	Blocks		+/-
			M-A	M-A	M-A	OR	DR	TOT	PF	FD					BS	BA	
1	Colin Smith	F 11:13	0-2	0-1	0-0	0	0	0	0	0	0	1	0	0	0	0	-3
42	Quentin Millora-Brown	F 15:14	0-1	0-0	0-0	0	1	1	3	2	0	0	1	0	0	3	
0	Tyrin Lawrence	G 16:53	7-9	0-0	3-3	1	1	2	2	3	17	0	1	0	0	8	
4	Jordan Wright	G 17:54	2-6	0-3	2-4	0	1	1	2	2	6	0	1	1	1	4	
5	Ezra Manjon	G 20:00	4-5	1-1	2-2	0	1	1	1	2	11	1	0	1	0	2	
12	Trey Thomas	14:08	1-4	1-4	0-0	0	1	1	0	0	3	0	0	0	0	0	
23	Malik Dia	01:35	0-1	0-1	0-0	0	0	0	3	0	0	0	0	0	0	-4	
20	Emmanuel Ansong	03:03	0-0	0-0	0-0	0	0	0	2	0	0	0	0	0	0	0	
Team						0	0	0	0		0						
Totals			14-28	2-10	7-9	1	5	6	13	9	37	2	3	2	1	1	2

Shooting By Period		
2 nd FG%	14-28	50.0%
3PT%	2-10	20.0%
FT%	7-9	77.8%
GM FG%	14-28	50.0%
3PT%	2-10	20.0%
FT%	7-9	77.8%

Dead Ball Rebounds: 2, 0

Technical Fouls::NONE

	U-M	VAN
Biggest lead	10 (2 nd 10:52)	1 (2 nd 17:36)
Best Scoring Run	7(2 nd 10:52)	9(2 nd 0:12)
Lead Changes	5	
Times Tied	3	
Time with Lead	17:56	01:06

	U-M	VAN
Points from		
Turnovers	4	11
Paint	10	22
Second Chance	4	0
Fast Breaks	2	4
Bench	3	3

	Period by Period Scoring		
	1st	2nd	TOT
U-M	30	35	65
VAN	29	37	66



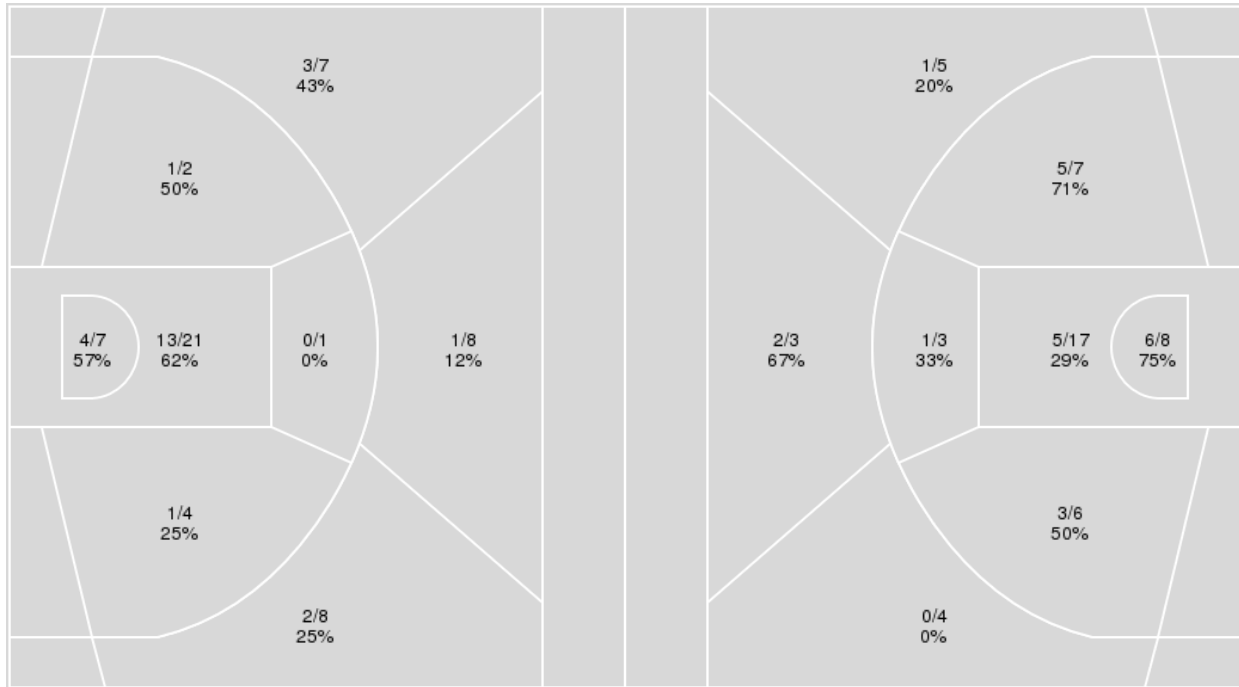
Officials: Jason Baker, Jerry Heater, Bharat Ramnanan

{ Players => 0, 1, 2, 3, 4, 5, 10, 11, 12, 20, 21, 22, 23, 25, 34, 42; } FG
 Types => All; Results => All;

{ Players => 0, 1, 2, 3, 4, 5, 11, 13, 15, 23, 24, 25, 32, 34, 42, 45; } FG
 Types => All; Results => All;

Vanderbilt

Michigan



Vanderbilt	M/A	%
Field Goals	25/58	43
2 Points	19/35	54
3 Points	6/23	26
Free Throws	10/12	83

Michigan	M/A	%
Field Goals	23/53	43
2 Points	20/41	49
3 Points	3/12	25
Free Throws	16/19	84



Michigan at Vanderbilt

03/18/23 Memorial Gymnasium, Nashville
2022-23 Men's Basketball

Game Time: 11:00 AM

Game Duration: 2:05

Attendance: 8,337

Officials: Jason Baker, Jerry Heater, Bharat Ramnanan

Michigan

No	Name	Mins		Score		Points Diff		Points per Min		Assists		Rebounds		Steals		Turnovers	
		On	Off	On	Off	On	Off	On	Off	On	Off	On	Off	On	Off	On	Off
0	Dug McDaniel	38:54	01:06	65 - 64	0 - 2	1	-2	1.67	0.00	6	0	38	1	3	0	15	0
1	Hunter Dickinson	34:25	05:35	53 - 59	12 - 7	-6	5	1.54	2.15	6	0	31	8	2	1	14	1
5	Terrance Williams II	38:42	01:18	65 - 64	0 - 2	1	-2	1.68	0.00	6	0	37	2	3	0	15	0
15	Joey Baker	29:49	10:11	38 - 50	27 - 16	-12	11	1.27	2.65	3	3	28	11	2	1	11	4
24	Youssef Khayat	17:24	22:36	31 - 33	34 - 33	-2	1	1.78	1.50	5	1	14	25	0	3	9	6
25	Jace Howard	15:37	24:23	34 - 26	31 - 40	8	-9	2.18	1.27	3	3	19	20	2	1	5	10
32	Tarris Reed Jr.	14:22	25:38	21 - 22	44 - 44	-1	0	1.46	1.72	1	5	15	24	2	1	5	10
42	Will Tschetter	10:47	29:13	18 - 12	47 - 54	6	-7	1.67	1.61	0	6	13	26	1	2	1	14

Vanderbilt

No	Name	Mins		Score		Points Diff		Points per Min		Assists		Rebounds		Steals		Turnovers	
		On	Off	On	Off	On	Off	On	Off	On	Off	On	Off	On	Off	On	Off
0	Tyrin Lawrence	33:50	06:10	61 - 44	5 - 21	17	-16	1.80	0.81	8	1	21	2	6	0	5	2
1	Colin Smith	26:11	13:49	46 - 49	20 - 16	-3	4	1.76	1.45	6	3	14	9	4	2	3	4
3	Paul Lewis	04:20	35:40	6 - 15	60 - 50	-9	10	1.38	1.68	2	7	1	22	0	6	2	5
4	Jordan Wright	34:42	05:18	57 - 54	9 - 11	3	-2	1.64	1.70	8	1	20	3	5	1	7	0
5	Ezra Manjon	35:40	04:20	60 - 50	6 - 15	10	-9	1.68	1.38	7	2	22	1	6	0	5	2
12	Trey Thomas	20:23	19:37	31 - 41	35 - 24	-10	11	1.52	1.78	3	6	8	15	3	3	5	2
20	Emmanuel Ansong	08:05	31:55	12 - 13	54 - 52	-1	2	1.48	1.69	2	7	7	16	1	5	1	6
23	Malik Dia	01:35	38:25	3 - 7	63 - 58	-4	5	1.89	1.64	0	9	0	23	0	6	0	7
34	Lee Dort	05:40	34:20	10 - 15	56 - 50	-5	6	1.76	1.63	3	6	2	21	1	5	2	5
42	Quentin Millora-Brown	29:34	10:26	44 - 37	22 - 28	7	-6	1.49	2.11	6	3	20	3	4	2	5	2

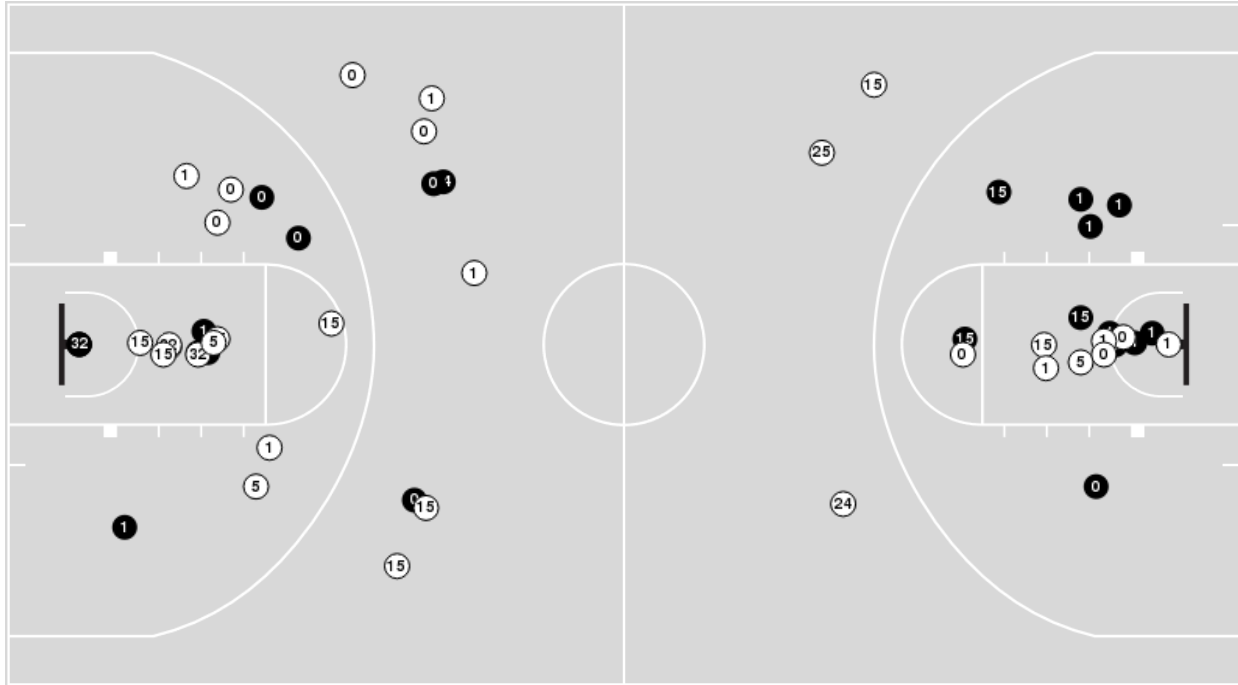


Officials: Jason Baker, Jerry Heater, Bharat Ramnanan

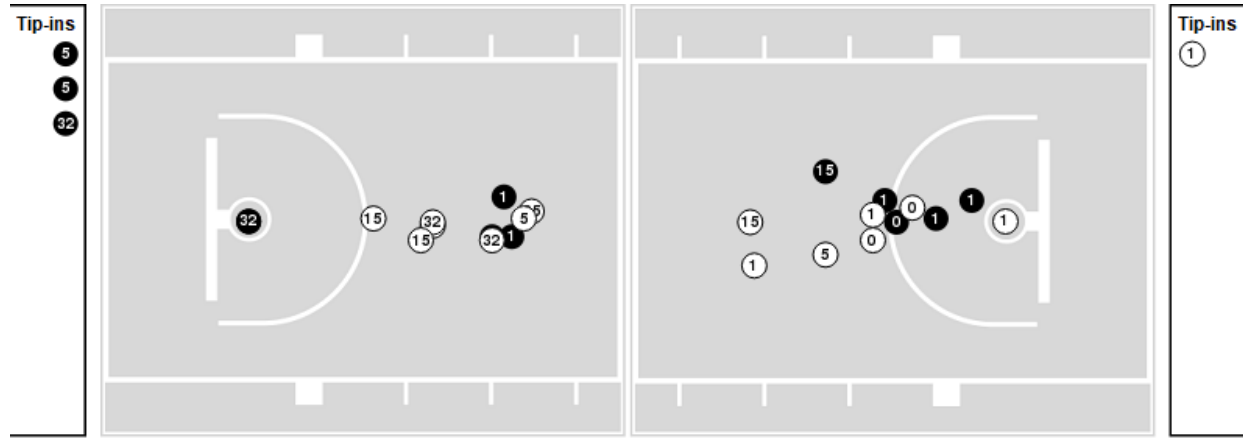
Players => 0, 1, 2, 3, 4, 5, 11, 13, 15, 23, 24, 25, 32, 34, 42, 45 FG Types=>All Results=>All

Michigan

All Field Goals



Blow Up Chart



● Made ○ Missed N - Player Number

Michigan	M/A	%
Field Goals	23/53	43
2 Points	20/41	49
3 Points	3/12	25
Free Throws	16/19	84

Michigan	M/A	%
Points in the Paint	22 (11 / 25)	44
Fast Break Points	2 (1/1)	100
Second Chance Points	10 (7/12)	58
Effective FG%	46	

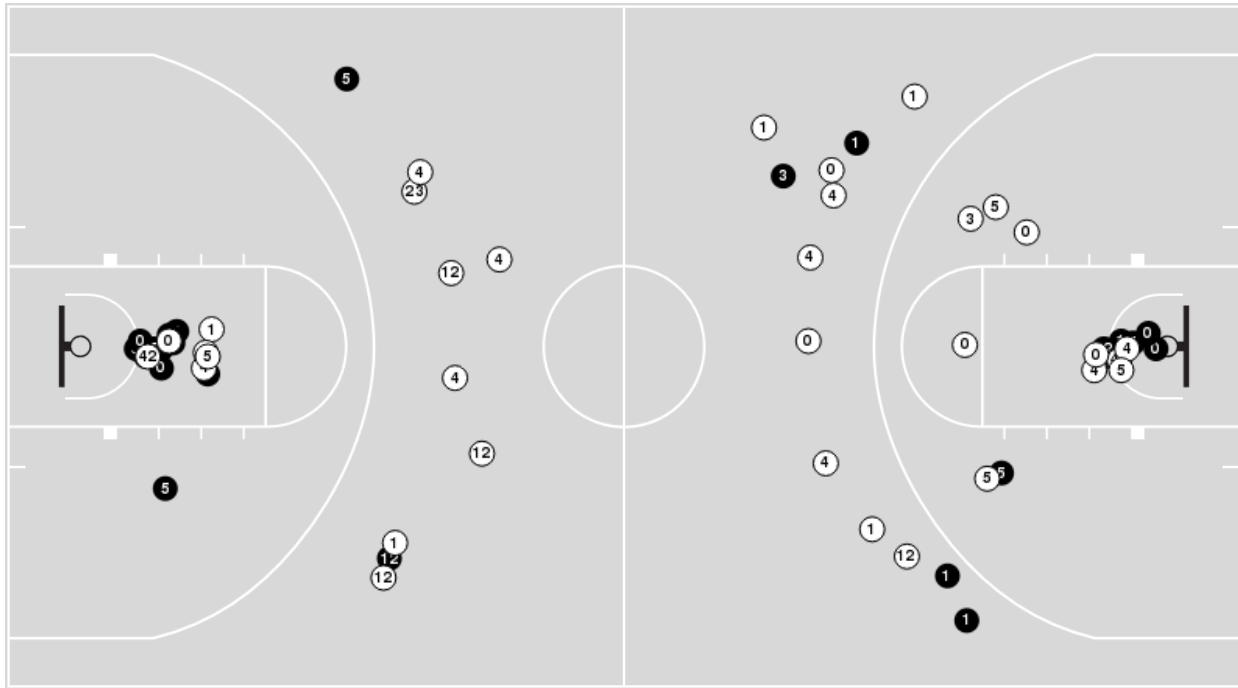


Officials: Jason Baker, Jerry Heater, Bharat Ramnanan

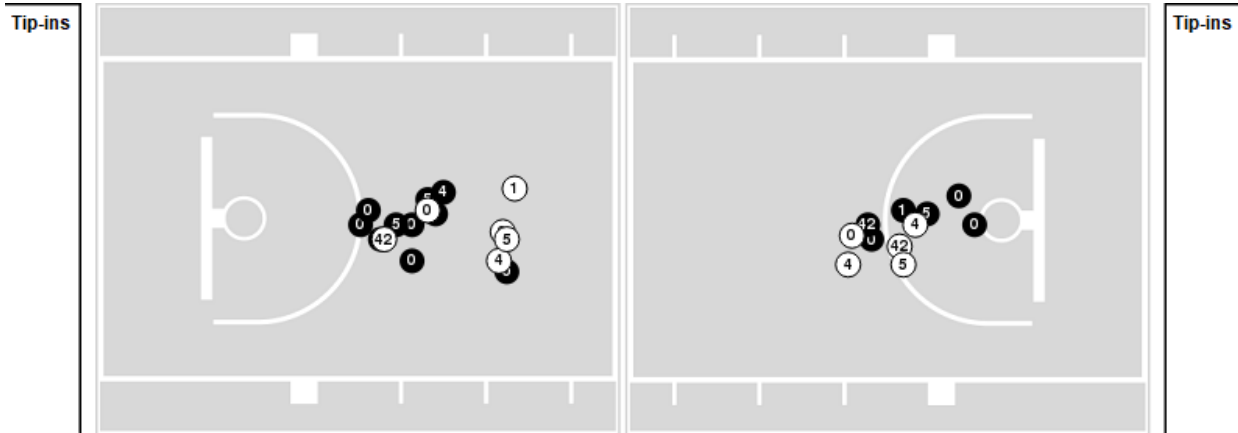
Players => 0, 1, 2, 3, 4, 5, 10, 11, 12, 20, 21, 22, 23, 25, 34, 42 FG Types=>All Results=>All

Vanderbilt

All Field Goals



Blow Up Chart



● Made ○ Missed N - Player Number

Vanderbilt	M/A	%
Field Goals	25/58	43
2 Points	19/35	54
3 Points	6/23	26
Free Throws	10/12	83

Vanderbilt	M/A	%
Points in the Paint	34 (17 / 28)	61
Fast Break Points	9 (6/7)	86
Second Chance Points	0 (0/4)	0
Effective FG%	48	



Michigan at Vanderbilt

03/18/23 Memorial Gymnasium, Nashville
2022-23 Men's Basketball

Game Time: 11:00 AM
Game Duration: 2:05
Attendance: 8,337

Officials: Jason Baker, Jerry Heater, Bharat Ramnanan

Michigan

Lineup	Quarter On	Time On	Quarter Off	Time Off	Time on Court	Score	Score Diff	Reb	Stl	Tov	Ass	PPP
0- McDaniel D/ 1- Dickinson H/ 5- Williams II T/ 15- Baker J/ 24- Khayat Y/	1	20:00	1	13:49	06:11	5-11	-6	4	0	3	2	0.5000
0- McDaniel D/ 1- Dickinson H/ 5- Williams II T/ 15- Baker J/ 25- Howard J/	1	13:49	1	10:47	03:02	7-6	1	5	1	1	0	1.5766
0- McDaniel D/ 5- Williams II T/ 25- Howard J/ 32- Reed Jr. T/ 42- Tschetter W/	1	10:47	1	06:58	03:49	12-5	7	5	1	1	0	1.7442
0- McDaniel D/ 15- Baker J/ 25- Howard J/ 32- Reed Jr. T/ 42- Tschetter W/	1	06:58	1	05:40	01:18	0-2	-2	2	0	0	0	0.0000
5- Williams II T/ 15- Baker J/ 25- Howard J/ 32- Reed Jr. T/ 42- Tschetter W/	1	05:40	1	05:12	00:28	0-0	0	1	0	0	0	0.0000
1- Dickinson H/ 5- Williams II T/ 15- Baker J/ 25- Howard J/ 42- Tschetter W/	1	05:12	1	04:34	00:38	0-2	-2	0	0	0	0	0.0000
0- McDaniel D/ 1- Dickinson H/ 5- Williams II T/ 15- Baker J/ 42- Tschetter W/	1	04:34	2	20:00	04:34	6-3	3	5	0	0	0	0.8571
0- McDaniel D/ 1- Dickinson H/ 5- Williams II T/ 15- Baker J/ 24- Khayat Y/	2	20:00	2	14:40	05:20	11-11	0	3	0	1	0	1.5278
0- McDaniel D/ 1- Dickinson H/ 5- Williams II T/ 24- Khayat Y/ 25- Howard J/	2	14:40	2	09:27	05:13	15-7	8	6	0	2	3	1.4706
0- McDaniel D/ 1- Dickinson H/ 5- Williams II T/ 25- Howard J/ 32- Reed Jr. T/	2	09:27	2	08:18	01:09	0-4	-4	0	0	1	0	0.0000
0- McDaniel D/ 1- Dickinson H/ 5- Williams II T/ 15- Baker J/ 32- Reed Jr. T/	2	08:18	2	00:58	07:20	9-9	0	7	1	3	1	0.8364
0- McDaniel D/ 1- Dickinson H/ 5- Williams II T/ 15- Baker J/ 24- Khayat Y/	2	00:58	2	00:38	00:19	0-2	-2	0	0	2	0	0.0000
0- McDaniel D/ 1- Dickinson H/ 5- Williams II T/ 15- Baker J/ 32- Reed Jr. T/	2	00:38	2	00:20	00:18	0-2	-2	0	0	0	0	0.0000
0- McDaniel D/ 1- Dickinson H/ 5- Williams II T/ 15- Baker J/ 24- Khayat Y/	2	00:20	2	00:00	00:21	0-2	-2	1	0	1	0	0.0000



Michigan at Vanderbilt

03/18/23 Memorial Gymnasium, Nashville
2022-23 Men's Basketball

Game Time: 11:00 AM

Game Duration: 2:05

Attendance: 8,337

Officials: Jason Baker, Jerry Heater, Bharat Ramnanan

Vanderbilt

Lineup	Quarter On	Time On	Quarter Off	Time Off	Time on Court	Score	Score Diff	Reb	Stl	Tov	Ass	PPP
0- Lawrence T/ 1- Smith C/ 4- Wright J/ 5- Manjon E/ 42- Millora-Brown Q/	1	20:00	1	13:49	06:11	11-5	6	7	3	0	2	1.2222
0- Lawrence T/ 1- Smith C/ 4- Wright J/ 5- Manjon E/ 34- Dort L/	1	13:49	1	13:12	00:37	3-0	3	0	0	0	1	3.0000
0- Lawrence T/ 1- Smith C/ 3- Lewis P/ 4- Wright J/ 34- Dort L/	1	13:12	1	11:55	01:17	3-2	1	0	0	0	1	1.5000
1- Smith C/ 3- Lewis P/ 4- Wright J/ 12- Thomas T/ 34- Dort L/	1	11:55	1	09:36	02:19	3-10	-7	0	0	2	1	0.7500
3- Lewis P/ 4- Wright J/ 12- Thomas T/ 20- Ansong E/ 34- Dort L/	1	09:36	1	08:52	00:44	0-3	-3	1	0	0	0	0.0000
0- Lawrence T/ 5- Manjon E/ 12- Thomas T/ 20- Ansong E/ 34- Dort L/	1	08:52	1	08:09	00:43	1-0	1	1	1	0	0	0.4098
0- Lawrence T/ 5- Manjon E/ 12- Thomas T/ 20- Ansong E/ 42- Millora-Brown Q/	1	08:09	1	05:40	02:29	3-4	-1	1	0	0	1	0.8721
0- Lawrence T/ 4- Wright J/ 5- Manjon E/ 20- Ansong E/ 42- Millora-Brown Q/	1	05:40	1	04:34	01:06	2-0	2	3	0	1	1	0.6667
0- Lawrence T/ 1- Smith C/ 4- Wright J/ 5- Manjon E/ 42- Millora-Brown Q/	1	04:34	2	14:40	09:54	14-17	-3	5	0	1	1	0.9211
1- Smith C/ 4- Wright J/ 5- Manjon E/ 12- Thomas T/ 42- Millora-Brown Q/	2	14:40	2	12:02	02:38	2-4	-2	1	0	0	0	0.5000
1- Smith C/ 4- Wright J/ 5- Manjon E/ 12- Thomas T/ 23- Dia M/	2	12:02	2	11:33	00:29	0-4	-4	0	0	0	0	0.0000
0- Lawrence T/ 1- Smith C/ 5- Manjon E/ 12- Thomas T/ 23- Dia M/	2	11:33	2	10:27	01:06	3-3	0	0	0	0	0	1.2295
0- Lawrence T/ 1- Smith C/ 5- Manjon E/ 12- Thomas T/ 20- Ansong E/	2	10:27	2	09:27	01:00	2-4	-2	1	0	0	0	1.0000
0- Lawrence T/ 4- Wright J/ 5- Manjon E/ 12- Thomas T/ 20- Ansong E/	2	09:27	2	07:24	02:03	4-2	2	0	0	0	0	1.3333
0- Lawrence T/ 4- Wright J/ 5- Manjon E/ 12- Thomas T/ 42- Millora-Brown Q/	2	07:24	2	00:58	06:26	8-7	1	3	1	3	1	0.7663
0- Lawrence T/ 1- Smith C/ 4- Wright J/ 5- Manjon E/ 12- Thomas T/	2	00:58	2	00:49	00:08	3-0	3	0	1	0	0	2.2727
0- Lawrence T/ 1- Smith C/ 4- Wright J/ 5- Manjon E/ 42- Millora-Brown Q/	2	00:49	2	00:38	00:11	0-0	0	0	0	0	0	0.0000
0- Lawrence T/ 4- Wright J/ 5- Manjon E/ 12- Thomas T/ 42- Millora-Brown Q/	2	00:38	2	00:20	00:18	2-0	2	0	0	0	0	2.0000
0- Lawrence T/ 1- Smith C/ 4- Wright J/ 5- Manjon E/ 42- Millora-Brown Q/	2	00:20	2	00:00	00:21	2-0	2	0	0	0	0	2.0000



Michigan at Vanderbilt

03/18/23 Memorial Gymnasium, Nashville
2022-23 Men's Basketball

Game Time: 11:00 AM
Game Duration: 2:05
Attendance: 8,337

Officials: Jason Baker, Jerry Heater, Bharat Ramnanan

Michigan

Lineup	Time	Score	Score Diff	Pts/Min	Reb	Stl	Tov	Ass	PPP
0- McDaniel D/ 1- Dickinson H/ 5- Williams II T/ 15- Baker J/ 24- Khayat Y/	12:11	16-26	-10	1.3133	8	0	7	2	0.7547
0- McDaniel D/ 1- Dickinson H/ 5- Williams II T/ 15- Baker J/ 32- Reed Jr. T/	07:38	9-11	-2	1.1790	7	1	3	1	0.8364
0- McDaniel D/ 1- Dickinson H/ 5- Williams II T/ 24- Khayat Y/ 25- Howard J/	05:13	15-7	8	2.8754	6	0	2	3	1.4706
0- McDaniel D/ 1- Dickinson H/ 5- Williams II T/ 15- Baker J/ 42- Tschetter W/	04:34	6-3	3	1.3139	5	0	0	0	0.8571
0- McDaniel D/ 5- Williams II T/ 25- Howard J/ 32- Reed Jr. T/ 42- Tschetter W/	03:49	12-5	7	3.1441	5	1	1	0	1.7442
0- McDaniel D/ 1- Dickinson H/ 5- Williams II T/ 15- Baker J/ 25- Howard J/	03:02	7-6	1	2.3077	5	1	1	0	1.5766
0- McDaniel D/ 15- Baker J/ 25- Howard J/ 32- Reed Jr. T/ 42- Tschetter W/	01:18	0-2	-2	0.0000	2	0	0	0	0.0000
0- McDaniel D/ 1- Dickinson H/ 5- Williams II T/ 25- Howard J/ 32- Reed Jr. T/	01:09	0-4	-4	0.0000	0	0	1	0	0.0000
1- Dickinson H/ 5- Williams II T/ 15- Baker J/ 25- Howard J/ 42- Tschetter W/	00:38	0-2	-2	0.0000	0	0	0	0	0.0000
5- Williams II T/ 15- Baker J/ 25- Howard J/ 32- Reed Jr. T/ 42- Tschetter W/	00:28	0-0	0	0.0000	1	0	0	0	0.0000



Michigan at Vanderbilt

03/18/23 Memorial Gymnasium, Nashville
2022-23 Men's Basketball

Game Time: 11:00 AM

Game Duration: 2:05

Attendance: 8,337

Officials: Jason Baker, Jerry Heater, Bharat Ramnanan

Vanderbilt

Lineup	Time	Score	Score Diff	Pts/Min	Reb	Stl	Tov	Ass	PPP
0- Lawrence T/ 1- Smith C/ 4- Wright J/ 5- Manjon E/ 42- Millora-Brown Q/	16:37	27-22	5	1.6249	12	3	1	3	1.0714
0- Lawrence T/ 4- Wright J/ 5- Manjon E/ 12- Thomas T/ 42- Millora-Brown Q/	06:44	10-7	3	1.4851	3	1	3	1	0.8741
1- Smith C/ 4- Wright J/ 5- Manjon E/ 12- Thomas T/ 42- Millora-Brown Q/	02:38	2-4	-2	0.7595	1	0	0	0	0.5000
0- Lawrence T/ 5- Manjon E/ 12- Thomas T/ 20- Ansong E/ 42- Millora-Brown Q/	02:29	3-4	-1	1.2081	1	0	0	1	0.8721
1- Smith C/ 3- Lewis P/ 4- Wright J/ 12- Thomas T/ 34- Dort L/	02:19	3-10	-7	1.2950	0	0	2	1	0.7500
0- Lawrence T/ 4- Wright J/ 5- Manjon E/ 12- Thomas T/ 20- Ansong E/	02:03	4-2	2	1.9512	0	0	0	0	1.3333
0- Lawrence T/ 1- Smith C/ 3- Lewis P/ 4- Wright J/ 34- Dort L/	01:17	3-2	1	2.3377	0	0	0	1	1.5000
0- Lawrence T/ 4- Wright J/ 5- Manjon E/ 20- Ansong E/ 42- Millora-Brown Q/	01:06	2-0	2	1.8182	3	0	1	1	0.6667
0- Lawrence T/ 1- Smith C/ 5- Manjon E/ 12- Thomas T/ 23- Dia M/	01:06	3-3	0	2.7273	0	0	0	0	1.2295
0- Lawrence T/ 1- Smith C/ 5- Manjon E/ 12- Thomas T/ 20- Ansong E/	01:00	2-4	-2	2.0000	1	0	0	0	1.0000
3- Lewis P/ 4- Wright J/ 12- Thomas T/ 20- Ansong E/ 34- Dort L/	00:44	0-3	-3	0.0000	1	0	0	0	0.0000
0- Lawrence T/ 5- Manjon E/ 12- Thomas T/ 20- Ansong E/ 34- Dort L/	00:43	1-0	1	1.3953	1	1	0	0	0.4098
0- Lawrence T/ 1- Smith C/ 4- Wright J/ 5- Manjon E/ 34- Dort L/	00:37	3-0	3	4.8649	0	0	0	1	3.0000
1- Smith C/ 4- Wright J/ 5- Manjon E/ 12- Thomas T/ 23- Dia M/	00:29	0-4	-4	0.0000	0	0	0	0	0.0000
0- Lawrence T/ 1- Smith C/ 4- Wright J/ 5- Manjon E/ 12- Thomas T/	00:08	3-0	3	22.5000	0	1	0	0	2.2727