



LSU at Vanderbilt

03/09/23 Bridgestone Arena, Nashville, Tennessee
2023 SEC Men's Basketball Tournament

Game Time: 8:38 PM
Game Duration: 2:05
Attendance: 14,583

Officials: Doug Shows, Olandis Poole, Owen Shortt

LSU - 68

Record: 14-19

NO.	Name	F	Min	FG	3P	FT	Rebounds			Fouls		TP	AS	TO	ST	Blocks		+/-
				M-A	M-A	M-A	OR	DR	TOT	PF	FD					BS	BA	
12	KJ Williams	F	38:07	10-16	4-8	2-2	5	6	11	1	2	26	2	2	0	0	0	-7
13	Jalen Reed	F	15:22	0-5	0-0	0-0	2	0	2	1	1	0	0	0	0	0	2	-7
0	Trae Hannibal	G	29:36	3-9	0-0	7-10	7	6	13	5	7	13	4	3	2	0	1	3
1	Cam Hayes	G	27:38	5-11	1-4	5-8	0	3	3	3	4	16	2	1	0	0	2	8
44	Adam Miller	G	30:10	0-9	0-6	2-2	0	1	1	3	1	2	2	0	1	0	1	-11
11	Justice Williams		07:24	0-5	0-2	0-0	1	0	1	1	0	0	0	0	0	0	1	-11
15	Tyrell Ward		26:18	3-8	1-3	0-0	3	2	5	3	1	7	1	0	1	0	1	-5
34	Shawn Phillips Jr.		15:47	1-3	0-0	0-0	2	2	4	2	0	2	0	1	0	1	0	-7
3	Justice Hill		09:38	1-3	0-0	0-0	0	0	0	2	0	2	0	0	0	0	0	-8
Team							0	2	2			0		1				
Totals				23-69	6-23	16-22	20	22	42	21	16	68	11	8	4	1	8	-9

Shooting By Period		
1 st FG%	9-27	33.3%
3PT%	3-9	33.3%
FT%	8-10	80%
2 nd FG%	14-42	33.3%
3PT%	3-14	21.4%
FT%	8-12	66.7%
GM FG%	23-69	33.3%
3PT%	6-23	26.1%
FT%	16-22	72.7%

Dead Ball Rebounds: 2, 1

Technical Fouls::NONE

Vanderbilt - 77

Record: 19-13

NO.	Name	F	Min	FG	3P	FT	Rebounds			Fouls		TP	AS	TO	ST	Blocks		+/-
				M-A	M-A	M-A	OR	DR	TOT	PF	FD					BS	BA	
10	Myles Stute	F	20:04	1-11	1-8	0-0	1	2	3	2	1	3	0	0	2	0	1	3
42	Quentin Millora-Brown	F	25:58	0-3	0-0	0-0	2	3	5	3	1	0	2	1	0	5	0	3
0	Tyrin Lawrence	G	36:27	6-7	1-1	9-11	0	5	5	2	7	22	2	2	0	2	0	11
4	Jordan Wright	G	33:06	4-7	0-2	7-10	3	12	15	2	7	15	0	2	1	1	0	3
5	Ezra Manjon	G	29:45	7-12	1-1	2-5	1	2	3	1	3	17	3	2	1	0	0	10
1	Colin Smith		15:22	3-6	1-3	0-0	0	0	0	4	0	7	0	0	0	0	0	4
12	Trey Thomas		20:52	0-4	0-4	0-0	0	0	0	0	0	0	0	1	0	0	0	4
34	Lee Dort		07:54	1-1	0-0	0-2	2	0	2	1	1	2	1	0	0	0	0	7
3	Paul Lewis		10:32	4-5	2-3	1-2	1	1	2	1	1	11	1	2	1	0	0	0
Team							2	5	7			0		0				
Totals				26-56	6-22	19-30	12	30	42	16	21	77	9	10	5	8	1	9

Shooting By Period		
1 st FG%	14-30	46.7%
3PT%	4-13	30.8%
FT%	5-10	50%
2 nd FG%	12-26	46.2%
3PT%	2-9	22.2%
FT%	14-20	70%
GM FG%	26-56	46.4%
3PT%	6-22	27.3%
FT%	19-30	63.3%

Dead Ball Rebounds: 6, 0

Technical Fouls::NONE

	LSU	VU
Biggest lead	0 (1 st 20:00)	14 (1 st 7:47)
Best Scoring Run	8(1 st 5:56)	12(2 nd 14:01)
Lead Changes	0	
Times Tied	0	
Time with Lead	00:00	39:44

Points from	LSU	VU
Turnovers	12	9
Paint	32	34
Second Chance	19	12
Fast Breaks	13	6
Bench	11	20

	Period by Period Scoring		
	1st	2nd	TOT
LSU	29	39	68
VU	37	40	77



Period 1

Quarter Starters:

VU	0 Lawrence T	4 Wright J	5 Manjon E	10 Stute M	42 Millora-Brown Q
LSU	0 Hannibal T	1 Hayes C	12 Williams K	13 Reed J	44 Miller A

Game Time	VU	Score	Diff	LSU
20:00	42 MILLORA-BROWN Q jumpball won			13 REED J jumpball lost
19:44	0 LAWRENCE T 2pt FG in the paint, driving layup made (2)	2-0	2	
19:23				13 REED J 2pt FG in the paint, jump shot blocked
19:23	42 MILLORA-BROWN Q block (1)			
19:20	42 MILLORA-BROWN Q defensive rebound (1)			
19:18	5 MANJON E 2pt FG fast break in the paint, layup made (2)	4-0	4	
19:18	42 MILLORA-BROWN Q assist (1)			
18:57	10 STUTE M steal (1)			0 HANNIBAL T turnover bad pass (1)
18:51	0 LAWRENCE T turnover bad pass (1)			
18:38				44 MILLER A 3pt FG from turnover, jump shot missed
18:35	defensive rebound (2)			
18:24	10 STUTE M 3pt FG , jump shot missed			
18:21				defensive dead ball rebound (1)
17:57		4-2	2	0 HANNIBAL T 2pt FG in the paint, layup made (2)
17:57				12 WILLIAMS K assist (1)
17:36	0 LAWRENCE T foul drawn (1)			13 REED J foul personal (1 - 1)
17:29	10 STUTE M 3pt FG , jump shot missed			
17:26	42 MILLORA-BROWN Q offensive rebound (2)			
17:25	42 MILLORA-BROWN Q 2pt FG second chance in the paint, jump shot missed			
17:24	offensive rebound (4)			
17:16	42 MILLORA-BROWN Q 2pt FG second chance in the paint, jump shot missed			
17:13				0 HANNIBAL T defensive rebound (1)
17:12	0 LAWRENCE T foul shooting (1 - 1)			1 HAYES C foul drawn (1)
17:12		4-3	1	1 HAYES C free throw fast break 1 - 2 made (1)
17:12				1 HAYES C free throw fast break 2 - 2 missed
17:11	4 WRIGHT J defensive rebound (1)			
16:55	0 LAWRENCE T foul drawn (2)			44 MILLER A foul shooting (1 - 2)
16:55	0 LAWRENCE T free throw 1 - 2 made (3)	5-3	2	
16:55	0 LAWRENCE T free throw 2 - 2 made (4)	6-3	3	
16:26				44 MILLER A 2pt FG in the paint, jump shot missed
16:22				0 HANNIBAL T offensive rebound (2)
16:22		6-5	1	0 HANNIBAL T 2pt FG second chance in the paint, layup made (4)
16:05	10 STUTE M 3pt FG , jump shot missed			
16:02				1 HAYES C defensive rebound (1)
15:53				1 HAYES C 3pt FG , jump shot missed
15:52	defensive rebound (6)			
15:52	Timeout media			
15:52	10 STUTE M substitution out			
15:52	1 SMITH C substitution in			
15:52				1 HAYES C substitution out
15:52				11 WILLIAMS J substitution in



LSU at Vanderbilt

03/09/23 Bridgestone Arena, Nashville, Tennessee
2023 SEC Men's Basketball Tournament

Game Time: 8:38 PM
Game Duration: 2:05
Attendance: 14,583

Officials: Doug Shows, Olandis Poole, Owen Shortt

Game Time	VU	Score	Diff	LSU
15:32	4 WRIGHT J foul drawn (1)			0 HANNIBAL T foul personal (1 - 3)
15:12	1 SMITH C 3pt FG , jump shot made (3)	9-5	4	
15:12	5 MANJON E assist (1)			
14:43				13 REED J 2pt FG in the paint, jump shot blocked
14:43	42 MILLORA-BROWN Q block (2)			
14:40				13 REED J offensive rebound (1)
14:38				13 REED J 2pt FG second chance in the paint, jump shot missed
14:36	5 MANJON E defensive rebound (1)			
14:31	1 SMITH C 2pt FG fast break in the paint, layup made (5)	11-5	6	
14:01				11 WILLIAMS J 2pt FG outside the paint, jump shot missed
13:59				12 WILLIAMS K offensive rebound (1)
14:00	42 MILLORA-BROWN Q foul shooting (1 - 2)			12 WILLIAMS K foul drawn (1)
14:00		11-6	5	12 WILLIAMS K free throw 1 - 2 made (1)
14:00	0 LAWRENCE T substitution out			
14:00	12 THOMAS T substitution in			
14:00				13 REED J substitution out
14:00				44 MILLER A substitution out
14:00				15 WARD T substitution in
14:00				34 PHILLIPS JR. S substitution in
14:00		11-7	4	12 WILLIAMS K free throw 2 - 2 made (2)
13:44	12 THOMAS T 3pt FG , jump shot missed			
13:41	5 MANJON E offensive rebound (2)			
13:26	5 MANJON E 2pt FG second chance in the paint, driving layup made (4)	13-7	6	
12:56				0 HANNIBAL T 2pt FG outside the paint, jump shot missed
12:52				15 WARD T offensive rebound (1)
12:48	4 WRIGHT J steal (1)			0 HANNIBAL T turnover bad pass (2)
12:44	4 WRIGHT J substitution out			
12:44	42 MILLORA-BROWN Q substitution out			
12:44	0 LAWRENCE T substitution in			
12:44	34 DORT L substitution in			
12:44				0 HANNIBAL T substitution out
12:44				44 MILLER A substitution in
12:40	0 LAWRENCE T 2pt FG from turnover in the paint, jump shot missed			
12:37				15 WARD T defensive rebound (2)
12:32				11 WILLIAMS J 2pt FG outside the paint, jump shot missed
12:30	0 LAWRENCE T defensive rebound (1)			
12:13	34 DORT L foul drawn (1)			34 PHILLIPS JR. S foul shooting (1 - 4)
12:13	34 DORT L free throw 1 - 2 missed			
12:13	offensive dead ball rebound (1)			
12:13	5 MANJON E substitution out			
12:13	3 LEWIS P substitution in			
12:13				11 WILLIAMS J substitution out
12:13				3 HILL J substitution in
12:13	34 DORT L free throw 2 - 2 missed			
12:10				34 PHILLIPS JR. S defensive rebound (1)
11:52		13-9	4	3 HILL J 2pt FG in the paint, driving layup made (2)
11:24	3 LEWIS P 3pt FG , jump shot made (3)	16-9	7	



LSU at Vanderbilt

03/09/23 Bridgestone Arena, Nashville, Tennessee
2023 SEC Men's Basketball Tournament

Game Time: 8:38 PM
Game Duration: 2:05
Attendance: 14,583

Officials: Doug Shows, Olandis Poole, Owen Shortt

Game Time	VU	Score	Diff	LSU
11:24	34 DORT L assist (1)			
11:09				12 WILLIAMS K 3pt FG , jump shot missed
11:08	defensive rebound (10)			
11:08	Timeout media			
10:45	0 LAWRENCE T 2pt FG in the paint, driving layup made (6)	18-9	9	
10:20		18-11	7	12 WILLIAMS K 2pt FG outside the paint, jump shot made (4)
10:20				15 WARD T assist (1)
09:59	0 LAWRENCE T 2pt FG in the paint, driving layup made (8)	20-11	9	
09:25				turnover shot clock (3)
09:25	1 SMITH C substitution out			
09:25	10 STUTE M substitution in			
09:10	3 LEWIS P 3pt FG from turnover, jump shot made (6)	23-11	12	
09:10	0 LAWRENCE T assist (1)			
08:43		23-14	9	12 WILLIAMS K 3pt FG , jump shot made (7)
08:43				44 MILLER A assist (1)
08:16	3 LEWIS P 3pt FG , jump shot missed			
08:13	34 DORT L offensive rebound (1)			
08:12	34 DORT L 2pt FG second chance in the paint, layup made (2)	25-14	11	
07:56				3 HILL J 2pt FG in the paint, layup missed
07:51	10 STUTE M defensive rebound (1)			
07:47	0 LAWRENCE T 3pt FG , jump shot made (11)	28-14	14	
07:46				Timeout 30 Sec
07:46	34 DORT L substitution out			
07:46	42 MILLORA-BROWN Q substitution in			
07:46				3 HILL J substitution out
07:46				44 MILLER A substitution out
07:46				0 HANNIBAL T substitution in
07:46				1 HAYES C substitution in
07:27		28-17	11	12 WILLIAMS K 3pt FG , jump shot made (10)
07:27				1 HAYES C assist (1)
06:57	42 MILLORA-BROWN Q turnover lost ball (1)			15 WARD T steal (1)
06:40				15 WARD T 2pt FG from turnover outside the paint, jump shot missed
06:38				0 HANNIBAL T offensive rebound (3)
06:35				0 HANNIBAL T 2pt FG from turnover second chance in the paint, layup missed
06:34				0 HANNIBAL T offensive rebound (4)
06:32	10 STUTE M foul shooting (1 - 3)			0 HANNIBAL T foul drawn (1)
06:32	3 LEWIS P substitution out			
06:32	12 THOMAS T substitution out			
06:32	4 WRIGHT J substitution in			
06:32	5 MANJON E substitution in			
06:32				34 PHILLIPS JR. S substitution out
06:32				13 REED J substitution in
06:32		28-18	10	0 HANNIBAL T free throw 1 - 2 made (5)
06:32		28-19	9	0 HANNIBAL T free throw 2 - 2 made (6)
06:07	4 WRIGHT J 3pt FG , jump shot missed			
06:01	42 MILLORA-BROWN Q offensive rebound (3)			
06:01	42 MILLORA-BROWN Q 2pt FG second chance in the paint, layup missed			



LSU at Vanderbilt

03/09/23 Bridgestone Arena, Nashville, Tennessee
2023 SEC Men's Basketball Tournament

Game Time: 8:38 PM
Game Duration: 2:05
Attendance: 14,583

Officials: Doug Shows, Olandis Poole, Owen Shortt

Game Time	VU	Score	Diff	LSU
06:01				12 WILLIAMS K defensive rebound (2)
05:56		28-22	6	15 WARD T 3pt FG , jump shot made (3)
05:56				12 WILLIAMS K assist (2)
05:33	0 LAWRENCE T turnover lost ball (2)			0 HANNIBAL T steal (1)
05:22	42 MILLORA-BROWN Q foul drawn (1)			12 WILLIAMS K foul offensive (1 - 5)
05:22				12 WILLIAMS K turnover offensive (1)
05:22				12 WILLIAMS K substitution out
05:22				34 PHILLIPS JR. S substitution in
05:03	4 WRIGHT J 2pt FG from turnover in the paint, layup made (2)	30-22	8	
05:03	42 MILLORA-BROWN Q assist (2)			
04:38				15 WARD T 3pt FG , jump shot missed
04:34	4 WRIGHT J defensive rebound (2)			
04:22	4 WRIGHT J foul drawn (2)			1 HAYES C foul personal (1 - 6)
04:22				15 WARD T substitution out
04:22				44 MILLER A substitution in
04:16	10 STUTE M 3pt FG , jump shot missed			
04:13				1 HAYES C defensive rebound (2)
04:03				44 MILLER A 3pt FG , jump shot missed
04:00	42 MILLORA-BROWN Q defensive rebound (4)			
03:51	5 MANJON E 2pt FG in the paint, layup missed			
03:48	10 STUTE M offensive rebound (2)			
03:47	10 STUTE M 2pt FG second chance in the paint, jump shot missed			
03:47	offensive rebound (17)			
03:47	Timeout media			
03:47	10 STUTE M substitution out			
03:47	42 MILLORA-BROWN Q substitution out			
03:47	1 SMITH C substitution in			
03:47	34 DORT L substitution in			
03:47				13 REED J substitution out
03:47				12 WILLIAMS K substitution in
03:41	1 SMITH C 2pt FG second chance in the paint, layup missed			
03:40				defensive rebound (13)
03:18	1 SMITH C foul shooting (1 - 4)			44 MILLER A foul drawn (1)
03:18		30-23	7	44 MILLER A free throw 1 - 2 made (1)
03:18		30-24	6	44 MILLER A free throw 2 - 2 made (2)
02:58	4 WRIGHT J foul drawn (3)			0 HANNIBAL T foul shooting (2 - 7)
02:58	4 WRIGHT J free throw 1 - 2 missed			
02:58	offensive dead ball rebound (2)			
02:58				0 HANNIBAL T substitution out
02:58				15 WARD T substitution in
02:58	4 WRIGHT J free throw 2 - 2 missed			
02:56	34 DORT L offensive rebound (2)			
02:54	1 SMITH C 3pt FG second chance, jump shot missed			
02:51	4 WRIGHT J offensive rebound (3)			
02:38	5 MANJON E 2pt FG second chance in the paint, layup made (6)	32-24	8	
02:20		32-26	6	1 HAYES C 2pt FG in the paint, floating jump shot made (3)
02:06	4 WRIGHT J 2pt FG in the paint, jump shot made (4)	34-26	8	
01:42		34-28	6	34 PHILLIPS JR. S 2pt FG in the paint, jump shot made (2)



Official Basketball Play by Play - First Half
LSU at Vanderbilt
 03/09/23 Bridgestone Arena, Nashville, Tennessee
 2023 SEC Men's Basketball Tournament

Game Time: 8:38 PM
Game Duration: 2:05
Attendance: 14,583

Officials: Doug Shows, Olandis Poole, Owen Shortt

Game Time	VU	Score	Diff	LSU
01:42				44 MILLER A assist (2)
01:27	5 MANJON E turnover bad pass (1)			
01:15				34 PHILLIPS JR. S 2pt FG from turnover in the paint, dunk, missed
01:13				12 WILLIAMS K offensive rebound (3)
01:10				12 WILLIAMS K 2pt FG from turnover second chance in the paint, jump shot missed
01:08	4 WRIGHT J defensive rebound (4)			
01:06	4 WRIGHT J foul drawn (4)			15 WARD T foul personal (1 - 8)
01:06	4 WRIGHT J 1&1 free throw 1 made (5)	35-28	7	
01:06	4 WRIGHT J 1&1 free throw 2 missed			
01:05				34 PHILLIPS JR. S defensive rebound (2)
00:50	34 DORT L foul shooting (1 - 5)			1 HAYES C foul drawn (2)
00:50				1 HAYES C free throw 1 - 2 missed
00:50				offensive dead ball rebound (2)
00:50	1 SMITH C substitution out			
00:50	34 DORT L substitution out			
00:50	12 THOMAS T substitution in			
00:50	42 MILLORA-BROWN Q substitution in			
00:50		35-29	6	1 HAYES C free throw 2 - 2 made (4)
00:36	12 THOMAS T 3pt FG , jump shot missed			
00:33				12 WILLIAMS K defensive rebound (4)
00:06				1 HAYES C 3pt FG , jump shot missed
00:03	0 LAWRENCE T defensive rebound (2)			
00:00	0 LAWRENCE T foul drawn (3)			34 PHILLIPS JR. S foul shooting (2 - 9)
00:00	0 LAWRENCE T free throw fast break 1 - 2 made (12)	36-29	7	
00:00	0 LAWRENCE T free throw fast break 2 - 2 made (13)	37-29	8	
END OF PERIOD				
VU 37-29 LSU				



LSU at Vanderbilt

03/09/23 Bridgestone Arena, Nashville, Tennessee
2023 SEC Men's Basketball Tournament

Game Time: 8:38 PM
Game Duration: 2:05
Attendance: 14,583

Officials: Doug Shows, Olandis Poole, Owen Shortt

LSU - 29

NO.	Name	F	Min	FG			Rebounds			Fouls		TP	AS	TO	ST	Blocks		+/-
				M-A	M-A	M-A	OR	DR	TOT	PF	FD					BS	BA	
12	KJ Williams	F	18:25	3-5	2-3	2-2	2	2	4	1	1	10	2	1	0	0	0	-6
13	Jalen Reed	F	08:45	0-3	0-0	0-0	1	0	1	1	0	0	0	0	0	0	2	-2
0	Trae Hannibal	G	12:04	2-4	0-0	2-2	3	1	4	2	1	6	0	2	1	0	0	2
1	Cam Hayes	G	11:54	1-3	0-2	2-4	0	2	2	1	2	4	1	0	0	0	0	5
44	Adam Miller	G	15:20	0-3	0-2	2-2	0	0	0	1	1	2	2	0	0	0	0	-13
11	Justice Williams		03:39	0-2	0-0	0-0	0	0	0	0	0	0	0	0	0	0	0	-5
15	Tyrell Ward		12:36	1-3	1-2	0-0	1	1	2	1	0	3	1	0	1	0	0	-5
34	Shawn Phillips Jr.		12:50	1-2	0-0	0-0	0	2	2	2	0	2	0	0	0	0	0	-8
3	Justice Hill		04:27	1-2	0-0	0-0	0	0	0	0	0	2	0	0	0	0	0	-8
Team							0	1	1			0		1				
Totals				9-27	3-9	8-10	7	9	16	9	5	29	6	4	2	0	2	-8

Shooting By Period		
1st FG%	9-27	33.3%
3PT%	3-9	33.3%
FT%	8-10	80%
GM FG%	9-27	33.3%
3PT%	3-9	33.3%
FT%	8-10	80.0%

Dead Ball Rebounds: 1, 1

Technical Fouls::NONE

Vanderbilt - 37

NO.	Name	F	Min	FG			Rebounds			Fouls		TP	AS	TO	ST	Blocks		+/-
				M-A	M-A	M-A	OR	DR	TOT	PF	FD					BS	BA	
10	Myles Stute	F	09:46	0-5	0-4	0-0	1	1	2	1	0	0	0	0	1	0	0	0
42	Quentin Millora-Brown	F	12:06	0-3	0-0	0-0	2	2	4	1	1	0	2	1	0	2	0	1
0	Tyrin Lawrence	G	18:44	4-5	1-1	4-4	0	2	2	1	3	13	1	2	0	0	0	7
4	Jordan Wright	G	13:48	2-3	0-1	1-4	1	3	4	0	4	5	0	0	1	0	0	3
5	Ezra Manjon	G	14:19	3-4	0-0	0-0	1	1	2	0	0	6	1	1	0	0	0	3
1	Colin Smith		09:23	2-4	1-2	0-0	0	0	0	1	0	5	0	0	0	0	0	7
12	Trey Thomas		08:19	0-2	0-2	0-0	0	0	0	0	0	0	0	0	0	0	0	7
34	Lee Dort		07:54	1-1	0-0	0-2	2	0	2	1	1	2	1	0	0	0	0	7
3	Paul Lewis		05:41	2-3	2-3	0-0	0	0	0	0	0	6	0	0	0	0	0	5
Team							2	3	5			0		0				
Totals				14-30	4-13	5-10	9	12	21	5	9	37	5	4	2	2	0	8

Shooting By Period		
1st FG%	14-30	46.7%
3PT%	4-13	30.8%
FT%	5-10	50%
GM FG%	14-30	46.7%
3PT%	4-13	30.8%
FT%	5-10	50.0%

Dead Ball Rebounds: 2, 0

Technical Fouls::NONE

	LSU	VU
Biggest lead	0 (1 st 20:00)	14 (1 st 7:47)
Best Scoring Run	8(1 st 5:56)	5(1 st 14:31)
Lead Changes	0	
Times Tied	0	
Time with Lead	00:00	19:44

	LSU	VU
Points from		
Turnovers	2	5
Paint	10	20
Second Chance	6	6
Fast Breaks	1	6
Bench	7	13

	Period by Period Scoring		
	1st	2nd	TOT
LSU	29	39	68
VU	37	40	77



LSU at Vanderbilt

Period 2

Quarter Starters:

VU	0 Lawrence T	4 Wright J	5 Manjon E	10 Stute M	42 Millora-Brown Q
LSU	0 Hannibal T	1 Hayes C	12 Williams K	13 Reed J	44 Miller A

Game Time	VU	Score	Diff	LSU
20:00	12 THOMAS T substitution out			
20:00	10 STUTE M substitution in			
20:00				15 WARD T substitution out
20:00				34 PHILLIPS JR. S substitution out
20:00				0 HANNIBAL T substitution in
20:00				13 REED J substitution in
19:51				44 MILLER A 3pt FG , jump shot missed
19:47	4 WRIGHT J defensive rebound (5)			
19:36	5 MANJON E 2pt FG in the paint, layup missed			
19:34				12 WILLIAMS K defensive rebound (5)
19:29		37-32	5	12 WILLIAMS K 3pt FG fast break, jump shot made (13)
19:29				1 HAYES C assist (2)
19:10	5 MANJON E turnover out of bounds (2)			
18:47	42 MILLORA-BROWN Q foul personal (2 - 1)			12 WILLIAMS K foul drawn (2)
18:37		37-34	3	12 WILLIAMS K 2pt FG from turnover in the paint, layup made (15)
18:37				0 HANNIBAL T assist (1)
18:25	4 WRIGHT J foul offensive (1 - 2)			0 HANNIBAL T foul drawn (2)
18:25	4 WRIGHT J turnover offensive (1)			
18:08				44 MILLER A 2pt FG from turnover in the paint, layup blocked
18:08	0 LAWRENCE T block (1)			
17:58				12 WILLIAMS K offensive rebound (6)
17:57		37-36	1	12 WILLIAMS K 2pt FG from turnover second chance in the paint, layup made (17)
17:52	5 MANJON E 2pt FG outside the paint, jump shot made (8)	39-36	3	
17:35	jump ball situation			
17:35	5 MANJON E steal (1)			12 WILLIAMS K turnover lost ball (2)
17:24	10 STUTE M 3pt FG from turnover, jump shot missed			
17:21				0 HANNIBAL T defensive rebound (5)
17:12				44 MILLER A 3pt FG , jump shot missed
17:09				0 HANNIBAL T offensive rebound (6)
17:06				0 HANNIBAL T 2pt FG second chance in the paint, layup missed
17:04				13 REED J offensive rebound (2)
17:04				13 REED J 2pt FG second chance in the paint, layup missed
17:04	defensive rebound (23)			
16:43	5 MANJON E 3pt FG , jump shot made (11)	42-36	6	
16:43	0 LAWRENCE T assist (2)			
16:17				12 WILLIAMS K 3pt FG , jump shot missed
16:14	4 WRIGHT J defensive rebound (6)			
16:06	5 MANJON E 2pt FG in the paint, layup missed			
16:04				12 WILLIAMS K defensive rebound (7)
15:59				0 HANNIBAL T 2pt FG in the paint, layup missed
15:57	4 WRIGHT J defensive rebound (7)			



LSU at Vanderbilt

03/09/23 Bridgestone Arena, Nashville, Tennessee
2023 SEC Men's Basketball Tournament

Game Time: 8:38 PM
Game Duration: 2:05
Attendance: 14,583

Officials: Doug Shows, Olandis Poole, Owen Shortt

Game Time	VU	Score	Diff	LSU
15:46	0 LAWRENCE T 2pt FG in the paint, dunk, made (15)	44-36	8	
15:45				Timeout 30 Sec
15:39				1 HAYES C turnover bad pass (1)
15:39	Timeout media			
15:39				1 HAYES C substitution out
15:39				44 MILLER A substitution out
15:39				11 WILLIAMS J substitution in
15:39				15 WARD T substitution in
15:10	5 MANJON E 2pt FG from turnover outside the paint, jump shot made (13)	46-36	10	
14:45	0 LAWRENCE T foul personal (2 - 3)			15 WARD T foul drawn (1)
14:28				13 REED J 2pt FG in the paint, jump shot missed
14:25				0 HANNIBAL T offensive rebound (7)
14:24				11 WILLIAMS J 3pt FG second chance, jump shot missed
14:20	4 WRIGHT J defensive rebound (8)			
14:01	10 STUTE M 3pt FG , jump shot made (3)	49-36	13	
14:01	5 MANJON E assist (2)			
13:44				11 WILLIAMS J 2pt FG outside the paint, jump shot blocked
13:44	42 MILLORA-BROWN Q block (3)			
13:41				11 WILLIAMS J offensive rebound (1)
13:41	10 STUTE M foul personal (2 - 4)			13 REED J foul drawn (1)
13:41				13 REED J substitution out
13:41				34 PHILLIPS JR. S substitution in
13:39	10 STUTE M steal (2)			34 PHILLIPS JR. S turnover lost ball (1)
13:34	10 STUTE M 2pt FG from turnover in the paint, layup blocked			
13:34				34 PHILLIPS JR. S block (1)
13:31				12 WILLIAMS K defensive rebound (8)
13:24				0 HANNIBAL T 2pt FG outside the paint, jump shot missed
13:21				34 PHILLIPS JR. S offensive rebound (3)
13:19				11 WILLIAMS J 3pt FG second chance, jump shot missed
13:16	10 STUTE M defensive rebound (3)			
12:58	10 STUTE M 3pt FG , jump shot missed			
12:55				0 HANNIBAL T defensive rebound (8)
12:48		49-39	10	12 WILLIAMS K 3pt FG , jump shot made (20)
12:48				0 HANNIBAL T assist (2)
12:33	0 LAWRENCE T 2pt FG in the paint, driving layup made (17)	51-39	12	
12:33	0 LAWRENCE T foul drawn (4)			11 WILLIAMS J foul shooting (1 - 1)
12:33	4 WRIGHT J substitution out			
12:33	10 STUTE M substitution out			
12:33	1 SMITH C substitution in			
12:33	12 THOMAS T substitution in			
12:33				0 HANNIBAL T substitution out
12:33				11 WILLIAMS J substitution out
12:33				1 HAYES C substitution in
12:33				44 MILLER A substitution in
12:33	0 LAWRENCE T free throw 1 - 1 made (18)	52-39	13	
12:09				1 HAYES C 2pt FG in the paint, jump shot blocked
12:09	42 MILLORA-BROWN Q block (4)			
12:06	5 MANJON E defensive rebound (3)			



LSU at Vanderbilt

03/09/23 Bridgestone Arena, Nashville, Tennessee
2023 SEC Men's Basketball Tournament

Game Time: 8:38 PM
Game Duration: 2:05
Attendance: 14,583

Officials: Doug Shows, Olandis Poole, Owen Shortt

Game Time	VU	Score	Diff	LSU
11:57	1 SMITH C 3pt FG , jump shot missed			
11:53				1 HAYES C defensive rebound (3)
11:51	1 SMITH C foul shooting (2 - 5)			1 HAYES C foul drawn (3)
11:51	Timeout media			
11:51	0 LAWRENCE T substitution out			
11:51	5 MANJON E substitution out			
11:51	3 LEWIS P substitution in			
11:51	4 WRIGHT J substitution in			
11:51		52-40	12	1 HAYES C free throw fast break 1 - 2 made (5)
11:51		52-41	11	1 HAYES C free throw fast break 2 - 2 made (6)
11:36	4 WRIGHT J foul drawn (5)			44 MILLER A foul shooting (2 - 2)
11:36	4 WRIGHT J free throw 1 - 2 made (6)	53-41	12	
11:36	4 WRIGHT J free throw 2 - 2 made (7)	54-41	13	
11:12				1 HAYES C 2pt FG outside the paint, jump shot missed
11:10				34 PHILLIPS JR. S offensive rebound (4)
11:08				34 PHILLIPS JR. S 2pt FG second chance in the paint, jump shot missed
11:05				12 WILLIAMS K offensive rebound (9)
11:03		54-43	11	12 WILLIAMS K 2pt FG second chance in the paint, jump shot made (22)
10:44	4 WRIGHT J foul drawn (6)			44 MILLER A foul shooting (3 - 3)
10:44	4 WRIGHT J free throw 1 - 2 made (8)	55-43	12	
10:44				34 PHILLIPS JR. S substitution out
10:44				0 HANNIBAL T substitution in
10:44	4 WRIGHT J free throw 2 - 2 made (9)	56-43	13	
10:21				12 WILLIAMS K 3pt FG , jump shot missed
10:17	42 MILLORA-BROWN Q defensive rebound (5)			
10:11	4 WRIGHT J 3pt FG , jump shot missed			
10:08				15 WARD T defensive rebound (3)
10:02		56-45	11	12 WILLIAMS K 2pt FG in the paint, layup made (24)
10:02				0 HANNIBAL T assist (3)
09:55	3 LEWIS P turnover bad pass (1)			0 HANNIBAL T steal (2)
09:51		56-47	9	0 HANNIBAL T 2pt FG fast break from turnover in the paint, layup made (8)
09:51	1 SMITH C foul shooting (3 - 6)			0 HANNIBAL T foul drawn (3)
09:51	42 MILLORA-BROWN Q substitution out			
09:51	0 LAWRENCE T substitution in			
09:51				0 HANNIBAL T free throw fast break 1 - 1 missed
09:50	0 LAWRENCE T defensive rebound (3)			
09:30	1 SMITH C 2pt FG in the paint, driving layup made (7)	58-47	11	
09:30	3 LEWIS P assist (1)			
09:24	3 LEWIS P steal (1)			0 HANNIBAL T turnover lost ball (3)
09:16	3 LEWIS P 2pt FG from turnover outside the paint, jump shot made (8)	60-47	13	
08:43	3 LEWIS P foul shooting (1 - 7)			1 HAYES C foul drawn (4)
08:43				1 HAYES C free throw 1 - 2 missed
08:43				offensive dead ball rebound (3)
08:43		60-48	12	1 HAYES C free throw 2 - 2 made (7)
08:43				1 HAYES C substitution out
08:43				3 HILL J substitution in



LSU at Vanderbilt

03/09/23 Bridgestone Arena, Nashville, Tennessee
2023 SEC Men's Basketball Tournament

Game Time: 8:38 PM
Game Duration: 2:05
Attendance: 14,583

Officials: Doug Shows, Olandis Poole, Owen Shortt

Game Time	VU	Score	Diff	LSU
08:23	4 WRIGHT J 2pt FG outside the paint, step back jump shot missed			
08:20				0 HANNIBAL T defensive rebound (9)
08:20	1 SMITH C foul personal (4 - 8)			0 HANNIBAL T foul drawn (4)
08:20	3 LEWIS P substitution out			
08:20	5 MANJON E substitution in			
08:20	1 SMITH C substitution out			
08:20	10 STUTE M substitution in			
08:20				0 HANNIBAL T 1&1 free throw 1 missed
08:18	4 WRIGHT J defensive rebound (9)			
08:03	12 THOMAS T 3pt FG , jump shot missed			
08:00				44 MILLER A defensive rebound (1)
07:47				44 MILLER A 3pt FG , jump shot missed
07:44	0 LAWRENCE T defensive rebound (4)			
07:33	10 STUTE M foul drawn (1)			3 HILL J foul personal (1 - 4)
07:33	Timeout media			
07:33				44 MILLER A substitution out
07:33				1 HAYES C substitution in
07:17	5 MANJON E 2pt FG outside the paint, jump shot missed			
07:15	4 WRIGHT J offensive rebound (10)			
07:15	4 WRIGHT J foul drawn (7)			15 WARD T foul flagrant 1 (2 - 5)
07:15	4 WRIGHT J free throw 1 - 2 made (10)	61-48	13	
07:15	4 WRIGHT J free throw 2 - 2 made (11)	62-48	14	
06:57	10 STUTE M 3pt FG , jump shot missed			
06:53				0 HANNIBAL T defensive rebound (10)
06:50		62-51	11	1 HAYES C 3pt FG fast break, jump shot made (10)
06:50				0 HANNIBAL T assist (4)
06:30	10 STUTE M 2pt FG outside the paint, jump shot missed			
06:27	4 WRIGHT J offensive rebound (11)			
06:27	4 WRIGHT J 2pt FG second chance in the paint, layup made (13)	64-51	13	
06:05				12 WILLIAMS K 2pt FG in the paint, layup missed
06:03				12 WILLIAMS K offensive rebound (10)
06:01		64-53	11	12 WILLIAMS K 2pt FG second chance in the paint, jump shot made (26)
05:29	5 MANJON E foul drawn (1)			3 HILL J foul shooting (2 - 6)
05:29	5 MANJON E free throw 1 - 2 missed			
05:29	offensive dead ball rebound (3)			
05:29	10 STUTE M substitution out			
05:29	42 MILLORA-BROWN Q substitution in			
05:29				15 WARD T substitution out
05:29				44 MILLER A substitution in
05:29	5 MANJON E free throw 2 - 2 made (14)	65-53	12	
05:14		65-55	10	1 HAYES C 2pt FG in the paint, driving layup made (12)
04:42	5 MANJON E 2pt FG in the paint, driving layup made (16)	67-55	12	
04:28				3 HILL J 2pt FG in the paint, layup missed
04:25	4 WRIGHT J defensive rebound (12)			
04:13	4 WRIGHT J 2pt FG in the paint, layup made (15)	69-55	14	
04:13	5 MANJON E assist (3)			
03:53		69-57	12	1 HAYES C 2pt FG in the paint, jump shot made (14)



LSU at Vanderbilt

03/09/23 Bridgestone Arena, Nashville, Tennessee
2023 SEC Men's Basketball Tournament

Game Time: 8:38 PM
Game Duration: 2:05
Attendance: 14,583

Officials: Doug Shows, Olandis Poole, Owen Shortt

Game Time	VU	Score	Diff	LSU
03:32	0 LAWRENCE T foul drawn (5)			0 HANNIBAL T foul personal (3 - 7)
03:32	Timeout media			
03:32				3 HILL J substitution out
03:32				15 WARD T substitution in
03:32	0 LAWRENCE T 1&1 free throw 1 made (19)	70-57	13	
03:32	0 LAWRENCE T 1&1 free throw 2 made (20)	71-57	14	
03:22				0 HANNIBAL T 2pt FG in the paint, layup blocked
03:22	42 MILLORA-BROWN Q block (5)			
03:18	4 WRIGHT J defensive rebound (13)			
03:03	5 MANJON E foul drawn (2)			1 HAYES C foul personal (2 - 8)
03:03	5 MANJON E 1&1 free throw 1 missed			
03:02				0 HANNIBAL T defensive rebound (11)
02:54				15 WARD T 3pt FG , jump shot missed
02:52				0 HANNIBAL T offensive rebound (12)
02:52	5 MANJON E foul shooting (1 - 9)			0 HANNIBAL T foul drawn (5)
02:52		71-58	13	0 HANNIBAL T free throw 1 - 2 made (9)
02:52				0 HANNIBAL T free throw 2 - 2 missed
02:50	4 WRIGHT J defensive rebound (14)			
02:50	4 WRIGHT J turnover out of bounds (2)			
02:42				44 MILLER A 3pt FG from turnover, jump shot missed
02:39	4 WRIGHT J defensive rebound (15)			
02:20	12 THOMAS T 3pt FG , jump shot missed			
02:14				defensive rebound (38)
02:14	5 MANJON E substitution out			
02:14	3 LEWIS P substitution in			
02:05				15 WARD T 2pt FG in the paint, jump shot missed
02:03				15 WARD T offensive rebound (4)
02:03		71-60	11	15 WARD T 2pt FG second chance in the paint, layup made (5)
02:03				Timeout 30 Sec
02:03	0 LAWRENCE T substitution out			
02:03	5 MANJON E substitution in			
01:57	5 MANJON E 2pt FG in the paint, layup missed			
01:53	3 LEWIS P offensive rebound (1)			
01:53	3 LEWIS P 2pt FG second chance in the paint, layup made (10)	73-60	13	
01:46	42 MILLORA-BROWN Q foul personal (3 - 10)			0 HANNIBAL T foul drawn (6)
01:46		73-61	12	0 HANNIBAL T free throw 1 - 2 made (10)
01:46	5 MANJON E substitution out			
01:46	42 MILLORA-BROWN Q substitution out			
01:46	0 LAWRENCE T substitution in			
01:46	1 SMITH C substitution in			
01:46		73-62	11	0 HANNIBAL T free throw 2 - 2 made (11)
01:40	3 LEWIS P turnover bad pass (2)			44 MILLER A steal (1)
01:36				44 MILLER A 2pt FG from turnover in the paint, layup missed
01:32				15 WARD T offensive rebound (5)
01:32		73-64	9	15 WARD T 2pt FG from turnover second chance in the paint, layup made (7)
01:21	3 LEWIS P foul drawn (1)			15 WARD T foul personal (3 - 9)
01:21	3 LEWIS P 1&1 free throw 1 made (11)	74-64	10	
01:21	3 LEWIS P 1&1 free throw 2 missed			



LSU at Vanderbilt

Officials: Doug Shows, Olandis Poole, Owen Shortt

Game Time	VU	Score	Diff	LSU
01:19				12 WILLIAMS K defensive rebound (11)
01:08				15 WARD T 2pt FG in the paint, layup blocked
01:08	4 WRIGHT J block (1)			
01:03	3 LEWIS P defensive rebound (2)			
01:00	0 LAWRENCE T foul drawn (6)			0 HANNIBAL T foul personal (4 - 10)
01:00	0 LAWRENCE T free throw 1 - 2 missed			
01:00	offensive dead ball rebound (4)			
01:00	0 LAWRENCE T free throw 2 - 2 made (21)	75-64	11	
00:54		75-66	9	1 HAYES C 2pt FG fast break in the paint, layup made (16)
00:54	12 THOMAS T turnover lost ball (1)			
00:54	3 LEWIS P substitution out			
00:54	5 MANJON E substitution in			
00:45				1 HAYES C 3pt FG from turnover, jump shot missed
00:44				0 HANNIBAL T offensive rebound (13)
00:44	4 WRIGHT J foul personal (2 - 11)			0 HANNIBAL T foul drawn (7)
00:44		75-67	8	0 HANNIBAL T free throw 1 - 2 made (12)
00:44		75-68	7	0 HANNIBAL T free throw 2 - 2 made (13)
00:38	5 MANJON E foul drawn (3)			0 HANNIBAL T foul personal (5 - 11)
00:38				0 HANNIBAL T substitution out
00:38				11 WILLIAMS J substitution in
00:38	5 MANJON E free throw 1 - 2 missed			
00:38	offensive dead ball rebound (5)			
00:38	5 MANJON E free throw 2 - 2 made (17)	76-68	8	
00:30				1 HAYES C 2pt FG in the paint, layup blocked
00:30	0 LAWRENCE T block (2)			
00:26	0 LAWRENCE T defensive rebound (5)			
00:27	0 LAWRENCE T foul drawn (7)			1 HAYES C foul personal (3 - 12)
00:27	0 LAWRENCE T free throw 1 - 2 missed			
00:27	offensive dead ball rebound (6)			
00:27	0 LAWRENCE T free throw 2 - 2 made (22)	77-68	9	
00:20				12 WILLIAMS K 3pt FG , jump shot missed
00:18	defensive rebound (42)			
00:18				12 WILLIAMS K substitution out
00:18				13 REED J substitution in
END OF GAME				
VU 77-68 LSU				



LSU at Vanderbilt

03/09/23 Bridgestone Arena, Nashville, Tennessee
2023 SEC Men's Basketball Tournament

Game Time: 8:38 PM
Game Duration: 2:05
Attendance: 14,583

Officials: Doug Shows, Olandis Poole, Owen Shortt

LSU - 39

NO.	Name	F	Min	FG	3P	FT	Rebounds			Fouls		TP	AS	TO	ST	Blocks		+/-
				M-A	M-A	M-A	OR	DR	TOT	PF	FD					BS	BA	
12	KJ Williams	F	19:42	7-11	2-5	0-0	3	4	7	0	1	16	0	1	0	0	0	-1
13	Jalen Reed	F	06:37	0-2	0-0	0-0	1	0	1	0	1	0	0	0	0	0	0	-5
0	Trae Hannibal	G	17:32	1-5	0-0	5-8	4	5	9	3	6	7	4	1	1	0	1	1
1	Cam Hayes	G	15:44	4-8	1-2	3-4	0	1	1	2	2	12	1	1	0	0	2	3
44	Adam Miller	G	14:50	0-6	0-4	0-0	0	1	1	2	0	0	0	0	1	0	1	2
11	Justice Williams		03:45	0-3	0-2	0-0	1	0	1	1	0	0	0	0	0	0	1	-6
15	Tyrell Ward		13:42	2-5	0-1	0-0	2	1	3	2	1	4	0	0	0	0	1	0
34	Shawn Phillips Jr.		02:57	0-1	0-0	0-0	2	0	2	0	0	0	0	1	0	1	0	1
3	Justice Hill		05:11	0-1	0-0	0-0	0	0	0	2	0	0	0	0	0	0	0	0
Team							0	1	1			0		0				
Totals				14-42	3-14	8-12	13	13	26	12	11	39	5	4	2	1	6	-1

Shooting By Period		
2 nd FG%	14-42	33.3%
3PT%	3-14	21.4%
FT%	8-12	66.7%
GM FG%	14-42	33.3%
3PT%	3-14	21.4%
FT%	8-12	66.7%

Dead Ball Rebounds: 1, 0

Technical Fouls::NONE

Vanderbilt - 40

NO.	Name	F	Min	FG	3P	FT	Rebounds			Fouls		TP	AS	TO	ST	Blocks		+/-
				M-A	M-A	M-A	OR	DR	TOT	PF	FD					BS	BA	
10	Myles Stute	F	10:18	1-6	1-4	0-0	0	1	1	1	1	3	0	0	1	0	1	3
42	Quentin Millora-Brown	F	13:52	0-0	0-0	0-0	0	1	1	2	0	0	0	0	0	3	0	2
0	Tyrin Lawrence	G	17:43	2-2	0-0	5-7	0	3	3	1	4	9	1	0	0	2	0	4
4	Jordan Wright	G	19:18	2-4	0-1	6-6	2	9	11	2	3	10	0	2	0	1	0	0
5	Ezra Manjon	G	15:26	4-8	1-1	2-5	0	1	1	1	3	11	2	1	1	0	0	7
1	Colin Smith		05:59	1-2	0-1	0-0	0	0	0	3	0	2	0	0	0	0	0	-3
12	Trey Thomas		12:33	0-2	0-2	0-0	0	0	0	0	0	0	0	1	0	0	0	-3
3	Paul Lewis		04:51	2-2	0-0	1-2	1	1	2	1	1	5	1	2	1	0	0	-5
Team							0	2	2			0		0				
Totals				12-26	2-9	14-20	3	18	21	11	12	40	4	6	3	6	1	1

Shooting By Period		
2 nd FG%	12-26	46.2%
3PT%	2-9	22.2%
FT%	14-20	70%
GM FG%	12-26	46.2%
3PT%	2-9	22.2%
FT%	14-20	70.0%

Dead Ball Rebounds: 4, 0

Technical Fouls::NONE

	LSU	VU
Biggest lead	0 (1 st 20:00)	14 (2 nd 7:15)
Best Scoring Run	7(2 nd 17:57)	12(2 nd 14:01)
Lead Changes	0	
Times Tied	0	
Time with Lead	00:00	19:51

Points from	LSU	VU
Turnovers	10	4
Paint	22	14
Second Chance	13	6
Fast Breaks	12	0
Bench	4	7

	Period by Period Scoring		
	1st	2nd	TOT
LSU	29	39	68
VU	37	40	77



LSU at Vanderbilt

03/09/23 Bridgestone Arena, Nashville, Tennessee
2023 SEC Men's Basketball Tournament

Game Time: 8:38 PM
Game Duration: 2:05
Attendance: 14,583

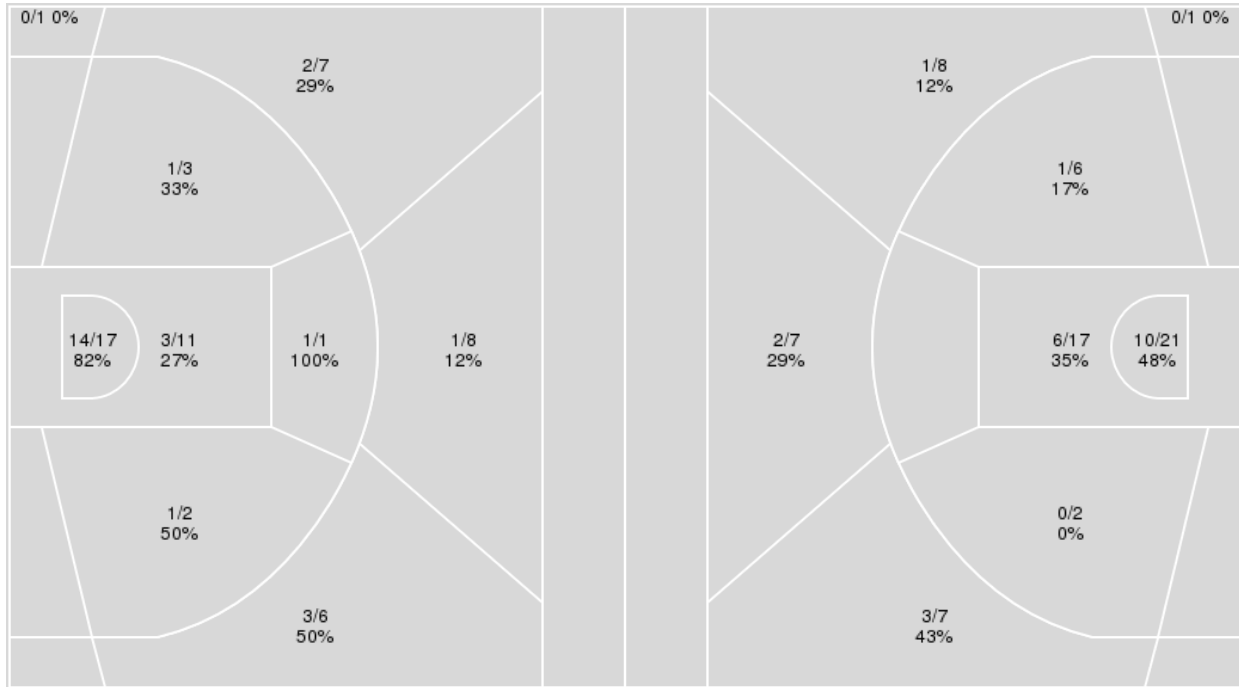
Officials: Doug Shows, Olandis Poole, Owen Shortt

{ Players => 0, 1, 2, 3, 4, 5, 10, 11, 12, 20, 21, 22, 23, 25, 34, 42; } FG
Types => All; Results => All;

{ Players => 0, 1, 2, 3, 4, 5, 10, 11, 12, 13, 15, 20, 21, 25, 30, 34, 44; }
FG Types => All; Results => All;

Vanderbilt

LSU



Vanderbilt	M/A	%
Field Goals	26/56	46
2 Points	20/34	59
3 Points	6/22	27
Free Throws	19/30	63

LSU	M/A	%
Field Goals	23/69	33
2 Points	17/46	37
3 Points	6/23	26
Free Throws	16/22	73



LSU at Vanderbilt

03/09/23 Bridgestone Arena, Nashville, Tennessee
2023 SEC Men's Basketball Tournament

Game Time: 8:38 PM
Game Duration: 2:05
Attendance: 14,583

Officials: Doug Shows, Olandis Poole, Owen Shortt

LSU

No	Name	Mins		Score		Points Diff		Points per Min		Assists		Rebounds		Steals		Turnovers	
		On	Off	On	Off	On	Off	On	Off	On	Off	On	Off	On	Off	On	Off
0	Trae Hannibal	29:36	10:24	52 - 49	16 - 28	3	-12	1.76	1.54	8	3	34	8	4	0	7	1
1	Cam Hayes	27:38	12:22	56 - 48	12 - 29	8	-17	2.03	0.97	8	3	30	12	4	0	5	3
3	Justice Hill	09:38	30:22	16 - 24	52 - 53	-8	-1	1.66	1.71	3	8	5	37	0	4	1	7
11	Justice Williams	07:24	32:36	5 - 16	63 - 61	-11	2	0.68	1.93	1	10	9	33	0	4	2	6
12	KJ Williams	38:07	01:53	68 - 75	0 - 2	-7	-2	1.78	0.00	11	0	41	1	4	0	8	0
13	Jalen Reed	15:22	24:38	18 - 25	50 - 52	-7	-2	1.17	2.03	4	7	15	27	1	3	4	4
15	Tyrell Ward	26:18	13:42	49 - 54	19 - 23	-5	-4	1.86	1.39	8	3	29	13	4	0	5	3
34	Shawn Phillips Jr.	15:47	24:13	25 - 32	43 - 45	-7	-2	1.58	1.78	5	6	16	26	1	3	3	5
44	Adam Miller	30:10	09:50	51 - 62	17 - 15	-11	2	1.69	1.73	7	4	31	11	2	2	5	3

Vanderbilt

No	Name	Mins		Score		Points Diff		Points per Min		Assists		Rebounds		Steals		Turnovers	
		On	Off	On	Off	On	Off	On	Off	On	Off	On	Off	On	Off	On	Off
0	Tyrin Lawrence	36:27	03:33	69 - 58	8 - 10	11	-2	1.89	2.25	9	0	39	3	4	1	9	1
1	Colin Smith	15:22	24:38	32 - 28	45 - 40	4	5	2.08	1.83	3	6	13	29	2	3	4	6
3	Paul Lewis	10:32	29:28	27 - 27	50 - 41	0	9	2.56	1.70	3	6	7	35	1	4	4	6
4	Jordan Wright	33:06	06:54	61 - 58	16 - 10	3	6	1.84	2.32	7	2	37	5	5	0	9	1
5	Ezra Manjon	29:45	10:15	52 - 42	25 - 26	10	-1	1.75	2.44	6	3	36	6	4	1	6	4
10	Myles Stute	20:04	19:56	34 - 31	43 - 37	3	6	1.69	2.16	5	4	23	19	3	2	5	5
12	Trey Thomas	20:52	19:08	45 - 41	32 - 27	4	5	2.16	1.67	4	5	21	21	2	3	5	5
34	Lee Dort	07:54	32:06	20 - 13	57 - 55	7	2	2.53	1.78	2	7	7	35	0	5	1	9
42	Quentin Millora-Brown	25:58	14:02	45 - 42	32 - 26	3	6	1.73	2.28	6	3	27	15	4	1	7	3

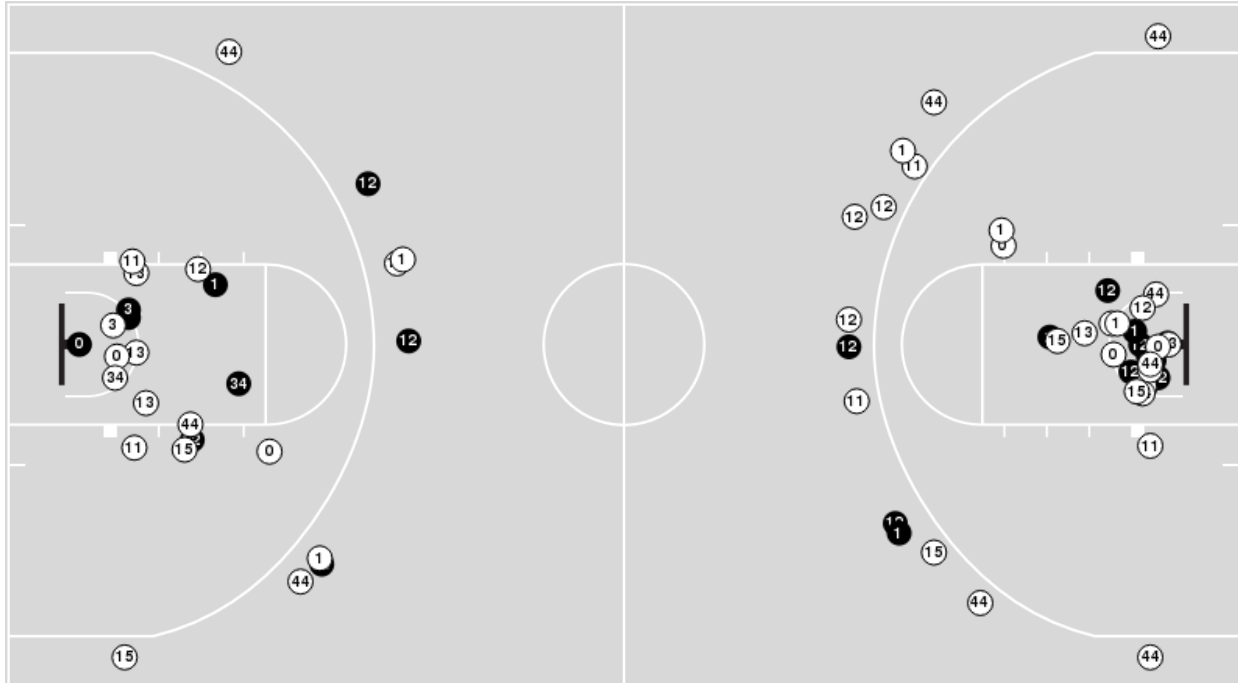


Officials: Doug Shows, Olandis Poole, Owen Shortt

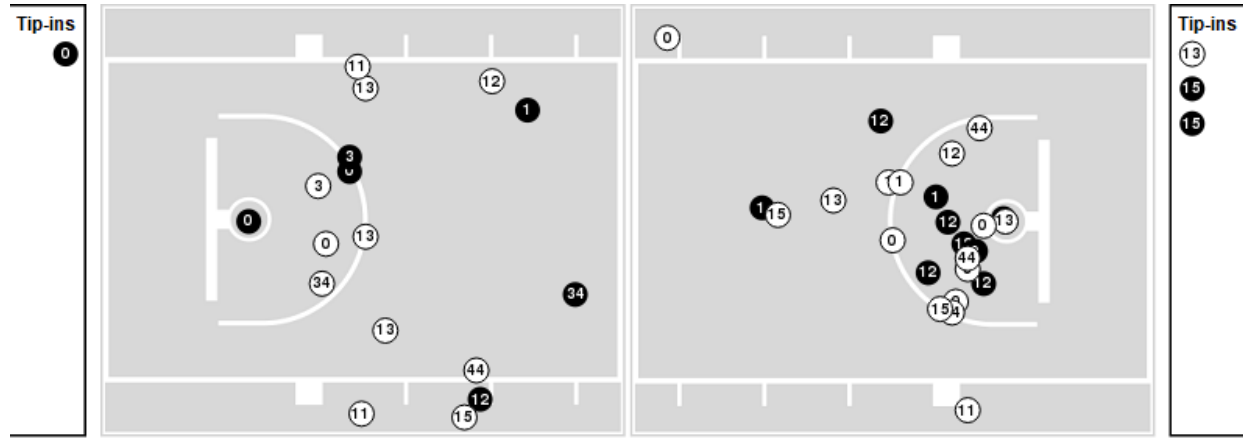
Players => 0, 1, 2, 3, 4, 5, 10, 11, 12, 13, 15, 20, 21, 25, 30, 34, 44 FG Types=>AllResults=>All

LSU

All Field Goals



Blow Up Chart



● Made ○ Missed N - Player Number

LSU	M/A	%
Field Goals	23/69	33
2 Points	17/46	37
3 Points	6/23	26
Free Throws	16/22	73

LSU	M/A	%
Points in the Paint	32 (16 / 38)	42
Fast Break Points	13 (7/9)	78
Second Chance Points	19 (13/22)	59
Effective FG%	38	



LSU at Vanderbilt

03/09/23 Bridgestone Arena, Nashville, Tennessee
2023 SEC Men's Basketball Tournament

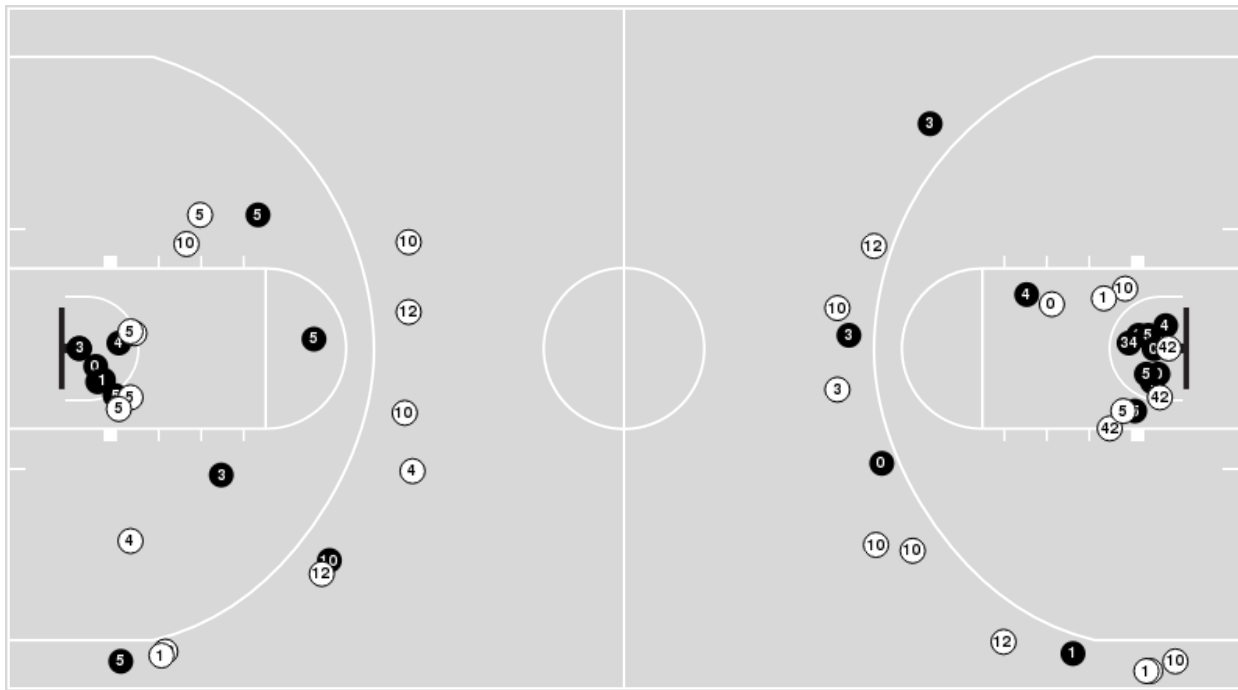
Game Time: 8:38 PM
Game Duration: 2:05
Attendance: 14,583

Officials: Doug Shows, Olandis Poole, Owen Shortt

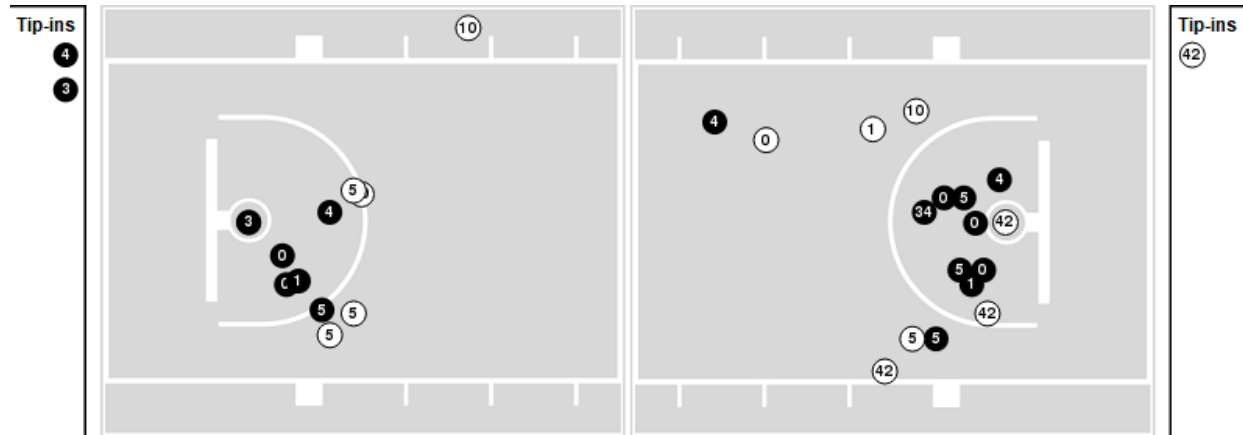
Players => 0, 1, 2, 3, 4, 5, 10, 11, 12, 20, 21, 22, 23, 25, 34, 42 FG Types=>All Results=>All

Vanderbilt

All Field Goals



Blow Up Chart



● Made ○ Missed N - Player Number

Vanderbilt	M/A	%
Field Goals	26/56	46
2 Points	20/34	59
3 Points	6/22	27
Free Throws	19/30	63

Vanderbilt	M/A	%
Points in the Paint	34 (17 / 28)	61
Fast Break Points	6 (4/4)	100
Second Chance Points	12 (7/13)	54
Effective FG%	52	



LSU at Vanderbilt

03/09/23 Bridgestone Arena, Nashville, Tennessee
2023 SEC Men's Basketball Tournament

Game Time: 8:38 PM
Game Duration: 2:05
Attendance: 14,583

Officials: Doug Shows, Olandis Poole, Owen Shortt

LSU

Lineup	Quarter On	Time On	Quarter Off	Time Off	Time on Court	Score	Score Diff	Reb	Stl	Tov	Ass	PPP
0- Hannibal T/ 1- Hayes C/ 12- Williams K/ 13- Reed J/ 44- Miller A/	1	20:00	1	15:52	04:08	5-6	-1	3	0	1	1	0.7267
0- Hannibal T/ 11- Williams J/ 12- Williams K/ 13- Reed J/ 44- Miller A/	1	15:52	1	14:00	01:52	1-5	-4	2	0	0	0	0.6944
0- Hannibal T/ 11- Williams J/ 12- Williams K/ 15- Ward T/ 34- Phillips Jr. S/	1	14:00	1	12:44	01:16	1-2	-1	1	0	1	0	0.6944
11- Williams J/ 12- Williams K/ 15- Ward T/ 34- Phillips Jr. S/ 44- Miller A/	1	12:44	1	12:13	00:31	0-0	0	1	0	0	0	0.0000
3- Hill J/ 12- Williams K/ 15- Ward T/ 34- Phillips Jr. S/ 44- Miller A/	1	12:13	1	07:46	04:27	7-15	-8	1	0	1	2	1.1667
0- Hannibal T/ 1- Hayes C/ 12- Williams K/ 15- Ward T/ 34- Phillips Jr. S/	1	07:46	1	06:32	01:14	3-0	3	2	1	0	1	3.0000
0- Hannibal T/ 1- Hayes C/ 12- Williams K/ 13- Reed J/ 15- Ward T/	1	06:32	1	05:22	01:10	5-0	5	1	1	1	1	1.7361
0- Hannibal T/ 1- Hayes C/ 13- Reed J/ 15- Ward T/ 34- Phillips Jr. S/	1	05:22	1	04:22	01:00	0-2	-2	0	0	0	0	0.0000
0- Hannibal T/ 1- Hayes C/ 13- Reed J/ 34- Phillips Jr. S/ 44- Miller A/	1	04:22	1	03:47	00:35	0-0	0	1	0	0	0	0.0000
0- Hannibal T/ 1- Hayes C/ 12- Williams K/ 34- Phillips Jr. S/ 44- Miller A/	1	03:47	1	02:58	00:49	2-0	2	1	0	0	0	2.2727
1- Hayes C/ 12- Williams K/ 15- Ward T/ 34- Phillips Jr. S/ 44- Miller A/	1	02:58	2	20:00	02:58	5-7	-2	3	0	0	1	1.0246
0- Hannibal T/ 1- Hayes C/ 12- Williams K/ 13- Reed J/ 44- Miller A/	2	20:00	2	15:39	04:21	7-7	0	6	0	2	2	0.7778
0- Hannibal T/ 11- Williams J/ 12- Williams K/ 13- Reed J/ 15- Ward T/	2	15:39	2	13:41	01:58	0-5	-5	2	0	0	0	0.0000
0- Hannibal T/ 11- Williams J/ 12- Williams K/ 15- Ward T/ 34- Phillips Jr. S/	2	13:41	2	12:33	01:08	3-2	1	3	0	1	1	1.0000
1- Hayes C/ 12- Williams K/ 15- Ward T/ 34- Phillips Jr. S/ 44- Miller A/	2	12:33	2	10:44	01:49	4-4	0	3	0	0	0	1.3889
0- Hannibal T/ 1- Hayes C/ 12- Williams K/ 15- Ward T/ 44- Miller A/	2	10:44	2	08:43	02:01	5-5	0	1	1	1	1	0.9398
0- Hannibal T/ 3- Hill J/ 12- Williams K/ 15- Ward T/ 44- Miller A/	2	08:43	2	07:33	01:10	0-0	0	2	0	0	0	0.0000
0- Hannibal T/ 1- Hayes C/ 3- Hill J/ 12- Williams K/ 15- Ward T/	2	07:33	2	05:29	02:04	5-4	1	2	0	0	1	2.5000
0- Hannibal T/ 1- Hayes C/ 3- Hill J/ 12- Williams K/ 44- Miller A/	2	05:29	2	03:32	01:57	4-5	-1	0	0	0	0	1.3333
0- Hannibal T/ 1- Hayes C/ 12- Williams K/ 15- Ward T/ 44- Miller A/	2	03:32	2	00:38	02:53	11-6	5	7	1	0	0	1.2731
1- Hayes C/ 11- Williams J/ 12- Williams K/ 15- Ward T/ 44- Miller A/	2	00:38	2	00:18	00:21	0-2	-2	0	0	0	0	0.0000
1- Hayes C/ 11- Williams J/ 13- Reed J/ 15- Ward T/ 44- Miller A/	2	00:18	2	00:00	00:18	0-0	0	0	0	0	0	0.0000



Officials: Doug Shows, Olandis Poole, Owen Shortt

Vanderbilt

Lineup	Quarter On	Time On	Quarter Off	Time Off	Time on Court	Score	Score Diff	Reb	Stl	Tov	Ass	PPP
0- Lawrence T/ 4- Wright J/ 5- Manjon E/ 10- Stute M/ 42- Millora-Brown Q/	1	20:00	1	15:52	04:08	6-5	1	6	1	1	1	0.8721
0- Lawrence T/ 1- Smith C/ 4- Wright J/ 5- Manjon E/ 42- Millora-Brown Q/	1	15:52	1	14:00	01:52	5-1	4	1	0	0	1	2.5000
1- Smith C/ 4- Wright J/ 5- Manjon E/ 12- Thomas T/ 42- Millora-Brown Q/	1	14:00	1	12:44	01:16	2-1	1	1	1	0	0	2.0000
0- Lawrence T/ 1- Smith C/ 5- Manjon E/ 12- Thomas T/ 34- Dort L/	1	12:44	1	12:13	00:31	0-0	0	1	0	0	0	0.0000
0- Lawrence T/ 1- Smith C/ 3- Lewis P/ 12- Thomas T/ 34- Dort L/	1	12:13	1	09:25	02:48	7-4	3	1	0	0	1	2.0349
0- Lawrence T/ 3- Lewis P/ 10- Stute M/ 12- Thomas T/ 34- Dort L/	1	09:25	1	07:46	01:39	8-3	5	2	0	0	1	2.6667
0- Lawrence T/ 3- Lewis P/ 10- Stute M/ 12- Thomas T/ 42- Millora-Brown Q/	1	07:46	1	06:32	01:14	0-3	-3	0	0	1	0	0.0000
0- Lawrence T/ 4- Wright J/ 5- Manjon E/ 10- Stute M/ 42- Millora-Brown Q/	1	06:32	1	03:47	02:45	2-5	-3	5	0	1	1	0.5000
0- Lawrence T/ 1- Smith C/ 4- Wright J/ 5- Manjon E/ 34- Dort L/	1	03:47	1	00:50	02:56	5-6	-1	3	0	1	0	1.0504
0- Lawrence T/ 4- Wright J/ 5- Manjon E/ 12- Thomas T/ 42- Millora-Brown Q/	1	00:50	2	20:00	00:51	2-1	1	1	0	0	0	1.0638
0- Lawrence T/ 4- Wright J/ 5- Manjon E/ 10- Stute M/ 42- Millora-Brown Q/	2	20:00	2	12:33	07:27	14-10	4	6	2	2	2	1.0769
0- Lawrence T/ 1- Smith C/ 5- Manjon E/ 12- Thomas T/ 42- Millora-Brown Q/	2	12:33	2	11:51	00:42	1-0	1	1	0	0	0	0.6944
1- Smith C/ 3- Lewis P/ 4- Wright J/ 12- Thomas T/ 42- Millora-Brown Q/	2	11:51	2	09:51	02:00	4-8	-4	1	0	1	0	1.0638
0- Lawrence T/ 1- Smith C/ 3- Lewis P/ 4- Wright J/ 12- Thomas T/	2	09:51	2	08:20	01:31	4-1	3	1	1	0	1	1.3333
0- Lawrence T/ 1- Smith C/ 4- Wright J/ 5- Manjon E/ 12- Thomas T/	2	08:20	2	08:20	00:00	0-0	0	0	0	0	0	0.0000
0- Lawrence T/ 4- Wright J/ 5- Manjon E/ 10- Stute M/ 12- Thomas T/	2	08:20	2	05:29	02:51	4-5	-1	4	0	0	0	0.9259
0- Lawrence T/ 4- Wright J/ 5- Manjon E/ 12- Thomas T/ 42- Millora-Brown Q/	2	05:29	2	02:14	03:15	7-5	2	4	0	1	1	1.2153
0- Lawrence T/ 3- Lewis P/ 4- Wright J/ 12- Thomas T/ 42- Millora-Brown Q/	2	02:14	2	02:03	00:11	0-2	-2	0	0	0	0	0.0000
3- Lewis P/ 4- Wright J/ 5- Manjon E/ 12- Thomas T/ 42- Millora-Brown Q/	2	02:03	2	01:46	00:17	2-1	1	1	0	0	0	2.0000
0- Lawrence T/ 1- Smith C/ 3- Lewis P/ 4- Wright J/ 12- Thomas T/	2	01:46	2	00:54	00:52	2-5	-3	1	0	2	0	0.5319
0- Lawrence T/ 1- Smith C/ 4- Wright J/ 5- Manjon E/ 12- Thomas T/	2	00:54	2	00:00	00:54	2-2	0	2	0	0	0	1.1364



Officials: Doug Shows, Olandis Poole, Owen Shortt

LSU

Lineup	Time	Score	Score Diff	Pts/Min	Reb	Stl	Tov	Ass	PPP
0- Hannibal T/ 1- Hayes C/ 12- Williams K/ 13- Reed J/ 44- Miller A/	08:29	12-13	-1	1.4145	9	0	3	3	0.7557
0- Hannibal T/ 1- Hayes C/ 12- Williams K/ 15- Ward T/ 44- Miller A/	04:54	16-11	5	3.2653	8	2	1	1	1.1461
1- Hayes C/ 12- Williams K/ 15- Ward T/ 34- Phillips Jr. S/ 44- Miller A/	04:47	9-11	-2	1.8815	6	0	0	1	1.1598
3- Hill J/ 12- Williams K/ 15- Ward T/ 34- Phillips Jr. S/ 44- Miller A/	04:27	7-15	-8	1.5730	1	0	1	2	1.1667
0- Hannibal T/ 11- Williams J/ 12- Williams K/ 15- Ward T/ 34- Phillips Jr. S/	02:24	4-4	0	1.6667	4	0	2	1	0.9009
0- Hannibal T/ 1- Hayes C/ 3- Hill J/ 12- Williams K/ 15- Ward T/	02:04	5-4	1	2.4194	2	0	0	1	2.5000
0- Hannibal T/ 11- Williams J/ 12- Williams K/ 13- Reed J/ 15- Ward T/	01:58	0-5	-5	0.0000	2	0	0	0	0.0000
0- Hannibal T/ 1- Hayes C/ 3- Hill J/ 12- Williams K/ 44- Miller A/	01:57	4-5	-1	2.0513	0	0	0	0	1.3333
0- Hannibal T/ 11- Williams J/ 12- Williams K/ 13- Reed J/ 44- Miller A/	01:52	1-5	-4	0.5357	2	0	0	0	0.6944
0- Hannibal T/ 1- Hayes C/ 12- Williams K/ 15- Ward T/ 34- Phillips Jr. S/	01:14	3-0	3	2.4324	2	1	0	1	3.0000
0- Hannibal T/ 1- Hayes C/ 12- Williams K/ 13- Reed J/ 15- Ward T/	01:10	5-0	5	4.2857	1	1	1	1	1.7361
0- Hannibal T/ 3- Hill J/ 12- Williams K/ 15- Ward T/ 44- Miller A/	01:10	0-0	0	0.0000	2	0	0	0	0.0000
0- Hannibal T/ 1- Hayes C/ 13- Reed J/ 15- Ward T/ 34- Phillips Jr. S/	01:00	0-2	-2	0.0000	0	0	0	0	0.0000
0- Hannibal T/ 1- Hayes C/ 12- Williams K/ 34- Phillips Jr. S/ 44- Miller A/	00:49	2-0	2	2.4490	1	0	0	0	2.2727
0- Hannibal T/ 1- Hayes C/ 13- Reed J/ 34- Phillips Jr. S/ 44- Miller A/	00:35	0-0	0	0.0000	1	0	0	0	0.0000
11- Williams J/ 12- Williams K/ 15- Ward T/ 34- Phillips Jr. S/ 44- Miller A/	00:31	0-0	0	0.0000	1	0	0	0	0.0000
1- Hayes C/ 11- Williams J/ 12- Williams K/ 15- Ward T/ 44- Miller A/	00:21	0-2	-2	0.0000	0	0	0	0	0.0000
1- Hayes C/ 11- Williams J/ 13- Reed J/ 15- Ward T/ 44- Miller A/	00:18	0-0	0	0.0000	0	0	0	0	0.0000



LSU at Vanderbilt

03/09/23 Bridgestone Arena, Nashville, Tennessee
2023 SEC Men's Basketball Tournament

Game Time: 8:38 PM
Game Duration: 2:05
Attendance: 14,583

Officials: Doug Shows, Olandis Poole, Owen Shortt

Vanderbilt

Lineup	Time	Score	Score Diff	Pts/Min	Reb	Stl	Tov	Ass	PPP
0- Lawrence T/ 4- Wright J/ 5- Manjon E/ 10- Stute M/ 42- Millora-Brown Q/	14:20	22-20	2	1.5349	17	3	4	4	0.9213
0- Lawrence T/ 4- Wright J/ 5- Manjon E/ 12- Thomas T/ 42- Millora-Brown Q/	04:06	9-6	3	2.1951	5	0	1	1	1.1780
0- Lawrence T/ 1- Smith C/ 4- Wright J/ 5- Manjon E/ 34- Dort L/	02:56	5-6	-1	1.7045	3	0	1	0	1.0504
0- Lawrence T/ 4- Wright J/ 5- Manjon E/ 10- Stute M/ 12- Thomas T/	02:51	4-5	-1	1.4035	4	0	0	0	0.9259
0- Lawrence T/ 1- Smith C/ 3- Lewis P/ 12- Thomas T/ 34- Dort L/	02:48	7-4	3	2.5000	1	0	0	1	2.0349
0- Lawrence T/ 1- Smith C/ 3- Lewis P/ 4- Wright J/ 12- Thomas T/	02:23	6-6	0	2.5175	2	1	2	1	0.8876
1- Smith C/ 3- Lewis P/ 4- Wright J/ 12- Thomas T/ 42- Millora-Brown Q/	02:00	4-8	-4	2.0000	1	0	1	0	1.0638
0- Lawrence T/ 1- Smith C/ 4- Wright J/ 5- Manjon E/ 42- Millora-Brown Q/	01:52	5-1	4	2.6786	1	0	0	1	2.5000
0- Lawrence T/ 3- Lewis P/ 10- Stute M/ 12- Thomas T/ 34- Dort L/	01:39	8-3	5	4.8485	2	0	0	1	2.6667
1- Smith C/ 4- Wright J/ 5- Manjon E/ 12- Thomas T/ 42- Millora-Brown Q/	01:16	2-1	1	1.5789	1	1	0	0	2.0000
0- Lawrence T/ 3- Lewis P/ 10- Stute M/ 12- Thomas T/ 42- Millora-Brown Q/	01:14	0-3	-3	0.0000	0	0	1	0	0.0000
0- Lawrence T/ 1- Smith C/ 4- Wright J/ 5- Manjon E/ 12- Thomas T/	00:54	2-2	0	2.2222	2	0	0	0	1.1364
0- Lawrence T/ 1- Smith C/ 5- Manjon E/ 12- Thomas T/ 42- Millora-Brown Q/	00:42	1-0	1	1.4286	1	0	0	0	0.6944
0- Lawrence T/ 1- Smith C/ 5- Manjon E/ 12- Thomas T/ 34- Dort L/	00:31	0-0	0	0.0000	1	0	0	0	0.0000
3- Lewis P/ 4- Wright J/ 5- Manjon E/ 12- Thomas T/ 42- Millora-Brown Q/	00:17	2-1	1	7.0588	1	0	0	0	2.0000
0- Lawrence T/ 3- Lewis P/ 4- Wright J/ 12- Thomas T/ 42- Millora-Brown Q/	00:11	0-2	-2	0.0000	0	0	0	0	0.0000