



2022-23 TEXAS A&M BASKETBALL

Game 32 vs. Winner of #7 Auburn/No. 10 Arkansas
March 10, 2023 | 6 p.m. (SEC Network)
Bridgestone Arena, Nashville, Tenn. (20,000 cap.)

TWITTER: @AGGIEMBK /// INSTAGRAM: @AGGIEMBK /// FACEBOOK: /AGGIEMBK /// #GIGEM /// #getBETTER

2022-23 SCHEDULE

November

7	ULM (SECN+)	W, 87-54
11	ABILENE CHRISTIAN (SECN+)	W, 77-58
17	! Murray State (ESPN2)	L, 88-79
18	! vs. Colorado (ESPN)	L, 103-75
20	! vs. Loyola Chicago (ESPN+)	W, 67-51
25	at DePaul (FS1)	W, 82-66
30	SMU (SECN+)	W, 83-64

December

3	# vs. Boise State (ESPN)	L, 86-71
11	OREGON STATE (ESPN2)	W, 72-54
17	at Memphis (ESPN)	L, 83-79
20	WOFFORD (SECN+)	L, 67-62
27	NORTHWESTERN STATE (SECN)	W, 64-52
30	PRAIRIE VIEW A&M (SECN+)	W, 86-66

January

4	* at Florida (ESPN)	W, 66-63
7	* LSU (SECN)	W, 69-56
11	* #20/#20 MISSOURI (SECN)	W, 82-64
14	* at South Carolina (SECN)	W, 94-53
18	* FLORIDA (SECN)	W, 54-52
21	* at Kentucky (ESPN)	L, 76-67
25	* at #15/#16 Auburn (ESPN2)	W, 79-63
28	* VANDERBILT (SECN)	W, 72-66
31	* at Arkansas (ESPN2)	L, 81-70

February

4	* GEORGIA (SECN)	W, 82-57
7	* AUBURN (ESPN2)	W, 83-78
11	* at LSU (SECN)	W, 74-62
15	* ARKANSAS (ESPN2)	W, 62-56
18	* at Missouri (ESPN2)	W, 69-60
21	* #11/#13 TENNESSEE (ESPN)	W, 68-63
25	* at Mississippi State (SECN)	L, 69-62
28	* at Ole Miss (ESPN)	W, 69-61

March

4	* #2/#2 ALABAMA (CBS)	W, 67-61
10	+ #7 Auburn / #10 Arkansas	
TV: Tom Hart (PxP) + Dane Bradshaw (Analyst) + Alyssa Lang (Reporter) Radio: Andrew Monaco (PxP) + Dr. John Thornton (Analyst)		
11-12	+ SEC Tournament (Nashville, Tenn.)	
16-19	NCAA 1st & 2nd Rounds (TBD)	
23-26	NCAA Regionals (TBD)	

April

1-3	NCAA Final Four (Houston, Texas)	
-----	----------------------------------	--

* - SEC Game ! - Myrtle Beach Inv. (HTC Center, Conway, S.C.) # - Dickies Arena (Fort Worth, Texas) +- SEC Tournament (Bridgestone Arena, Nashville, Tenn.)

NEXT UP:



TEXAS A&M AGGIES



TEAM RECORD: 23-8

SEC RECORD: 15-3 (2nd place / #2 seed)

STREAK: W2

RANKING: No. 18 (AP) / No. 18 (CP) / No. 23 (NET)

LAST GAME: at Texas A&M 67, Alabama 61

HEAD COACH: Buzz Williams (4th season)

ATM	NET	RPI	KenPom	KPI	Torvik	Sagarin	BPI	SOR	Q1	Q2	Q3	Q4
(As of 3/8)	23	30	24	17	16	19	18	21	6-5	4-1	6-0	7-2

12TH MAN HEADS TO NASHVILLE:

The No. 2-seeded Aggies will face the winner of the #7/#10 game between Auburn and Arkansas in the quarterfinals of the 2023 SEC Tournament at 6 p.m. on Friday at Bridgestone Arena.

- It is the second time the Aggies have earned a coveted double-bye at the SEC Tournament. The 2015-16 Aggies were the top seed and reached the final of the 2016 SEC Tournament. (For Texas A&M's SEC Tournament history, see page 4)
- At last year's tournament in Tampa, Fla., the Aggies won three games, including upsets of top-seeded Auburn (67-62) and #4 Arkansas (82-64) to reach the final where they fell to #2 Tennessee (65-50).

HISTORY MADE:

- The Aggies' 15-3 league record was the team's best-ever SEC worksheet, supplanting the 13-5 mark by the 2016 SEC regular season championship squad.
- It's first time Texas A&M has posted 15 victories in conference play in exactly 100 years when the 1922-23 Aggies were coached by College Football Hall of Famer D.X. Bible and the original 12th Man, E. King Gill, was earning all-conference honors on the hardwood just over a year after coming out of the stands in case he was needed in the Aggie football team's win over over Centre College in the 1922 Dixie Classic in Dallas.

TRENDS & STREAKS:

- Texas A&M leads the nation in FTM and FTA with an average of 19.4-25.4, and its FT% of .762 leads the SEC.
- Texas A&M is a SEC-best 22-4 in its last 26 games against SEC opponents (includes SEC tournament).
- The Aggies allowed a SEC-low avg. of 26.7 first-half points in conference play and limited opponents to 30 or fewer in 13-of-18 SEC games, including the past 3.
- Wade Taylor IV and SEC POY Brandon Miller are the SEC's only players to score 500+ points for the season and 300+ points in SEC play. Taylor IV joins 2012-13 All-SEC first-teamer Elston Turner as lone Aggies to do it since joining the SEC.
- Tyrece Radford had 10+ points in 14-of-18 SEC games.
- Taylor and Radford were the SEC's highest scoring guard tandem in league play at 30.9 points/G. Against AP Top 25 opponents, the pair combined for a 38.5 scoring average.
- Texas A&M was the only SEC team with two players hitting better than 50.0% from the field (min. 200 FGA): Henry Coleman III (.535) and Julius Marble (.533).
- The Aggies are 11-1 when super sub Andersson Garcia logs 5 or more rebounds and 14-2 when he scores 3 or more points. If "makes winning plays off the bench" was a stat, Garcia would be the SEC leader.

STARTING 5 (MOST RECENT GAME):



DEXTER DENNIS 0
Baker, La.



WADE TAYLOR IV 4
Dallas, Texas



HENRY COLEMAN III 15
Richmond, Va.



TYRECE RADFORD 23
Baton Rouge, La.



JULIUS MARBLE 34
Dallas, Texas



WADE TAYLOR

FEARLESS "4" ON A HEATER:

Sophomore G Wade Taylor IV' closed out the regular season on a heater compared to his full season and SEC-only statistics.

Stat	Last 8 gms	Season	SEC only
Scoring/G	21.3	16.3	16.3
3FG %	.429	.365	.350
3-pointers/G	3.0	2.3	2.3
FT/G	8.5	4.9	5.2
FTA/G	9.4	5.6	5.7
Minutes/G	33.0	28.6	30.8

SEC SCORING LEADERS:

(Sorted by total points)

Rk	Player, School (position)	Points	Avg.
1.	Brandon Miller, Alabama (F)	607	19.6
2.	KJ Williams, LSU (F)	539	17.4
3.	Ricky Council IV (G)	513	16.5
4.	Wade Taylor IV, Texas A&M (G)	506	16.3
5.	Kobe Brown, Missouri (G-F)	477	15.9
	Tolu Smith, Mississippi State	477	15.4

SEC-ONLY SCORING LEADERS:

(Sorted by total points)

Rk	Player, School (position)	Points	Avg.
1.	Brandon Miller, Alabama (F)	365	20.3
2.	Wade Taylor IV, Texas A&M (G)	305	16.9
3.	Oscar Tshiebwe, Kentucky (F)	298	16.6
4.	KJ Williams, LSU (F)	293	16.3
5.	Kobe Brown, Missouri (G-F)	284	16.7

STRAW STIRS THE DRINK:

Sophomore guard Wade Taylor IV, the 6-foot odd-it-all dynamo from Dallas, Texas, ranks in the top 10 in the SEC in a wide array of statistical categories:

Statistic	Average/Total	SEC Rank
Points	506	No. 4
FG Attempts	348 total	No. 8
Assists	4.1	No. 5
Assists/TO ratio	1.56	No. 9
Steals	1.8	No. 7
Free Throws	152 total	No. 1
FTA	175 total	No. 4
FT%	86.9%	No. 1
3-pointers	2.3	No. 5

TOP SEC GUARD TANDEMS

(SEC Games only)

Wade Taylor IV and Tyrece Radford were the SEC's highest scoring guard tandem in league play at 30.9 points/G.

Players, School	Points	Avg.
Wade Taylor IV/Tyrece Radford, TAMU	556	30.9
Kobe Brown/D'Moi Hodge, MIZZ	509	28.3
Ricky Council IV/Anthony Black, ARK	506	28.1
Wendell Green Jr./Allen Flanigan, AUB	474	26.3
Antonio Reeves/Cason Wallace, UK	462	25.7

LEADER OF THE PACK:

Wade Taylor IV is hitting a SEC-best 86.1% on his free throw attempts, which is an improvement from his freshman FT% of 77.7%.

- In SEC games, Taylor IV hit a league-best 92.2% of his free throws. Taylor IV and Auburn's Wendell Green were the only players with more than 100 FTA to average over 80% in SEC play.
- Taylor's career FT% of 83.6% ranks No. 2 in program history among players with 200+ free throw attempts.

SEC Free Throw % Leaders

Rk	Player, School	FT-FTA	FT %
1.	Wade Taylor IV, Texas A&M	52-175	.869
2.	Brandon Miller, Alabama	125-147	.850
3.	Matthew Murrell, Ole Miss	89-106	.840
4.	Wendell Green Jr., Auburn	147-177	.831
5.	Mark Sears, Alabama	102-123	.829

RANDOM NOTABLES

- Texas A&M's 15 league victories record tied for 2nd-most conference victories in school history, matching the 15-3 Southwest Conference record by D.X. Bible's 2022-23 cagers)
- The school record for conference wins remains 16 by **Bill Driver's** 1919-20 juggernaut, which cruised to the Southwest Conference Championship. Captained by **E.E. McQuillian**, the 1919-20 Aggies remain the program's lone team to go through the entire season unscathed (19-0).
- Texas A&M was the fourth team in SEC history to tally 15 or more league wins and not win or share the conference regular season championship.
- The resilient Aggies overcome deficits of eight points or more in six of their last 12 SEC contests, including a trio of 12-point comebacks vs. Auburn (2/7), Arkansas (2/15) and Ole Miss (2/29).
- The biggest rally of 2022-23 came against Northwestern State on 12/27 when the Aggies overcame a 15-point deficit (at the 9:04 mark in 1st half) for a 64-52 win over the Demons.
- Easily the Aggies' most prolific shooter from deep, **Wade Taylor IV** has improved his 3-point % significantly from last year. Taylor is hitting 36.5% in 2022-23 after making 27.8% as a freshman.
- Taylor has logged over 180 more minutes (equivalent of 4.5 games) in 2022-23's 31 games (883:15) than he did in 40 games as a freshman (701:27).
- Taylor is one of three players in NCAA DI with 500+ points, 125+ assists and 50+ steals while making 85% or better on free throw attempts. Others are **Markquis Nowell** of Kansas State and **Kendric Davis** of Memphis.



TYRECE RADFORD

- The Aggies' starting lineup has a definite Pelican State flavor with at least two Louisiana natives in it for every game except one - **Tyrece Radford** (Baton Rouge) and **Dexter Dennis** (Baker). Dennis missed the Aggies' penultimate game of the regular season due to a sprained left knee.
 - The defensive-minded duo of **Andersson Garcia** and **Andre Gordon** have been the first players off the bench either individually or as a pair every game since 12/30.
 - The Aggies' 2022-23 roster was bolstered by the addition of six newcomers in the offseason -- five transfers and one scholarship freshman. Headlining the group was **Dexter Dennis**, who was the American Athletic Conference Defensive Player of the Year at Wichita State in 2021-22, and **Julius Marble**, who helped Michigan State advance to the second round of the NCAA tournament. Both have earned spots in the starting five.
- HOME SWEET HOME:**
- The Aggies were 15-1 at the friendly confines of Reed Arena, including 9-0 vs. SEC opponents at home.
 - The 2022-23 Aggies were the first Texas A&M team to go undefeated in league play at Reed Arena since the facility's debut in 1998-99, and the first squad to do it in any home arena since the 1979-80 team accomplished the feat with an 8-0 Southwest Conference mark at G. Rollie White Coliseum (demolished in 2013).
 - The Aggies drew seven straight home crowds of 10,000+ fans to Reed Arena to close out the 2022-23 season, including complete sellouts of 12,989 for the final two games of the regular season. It's the first time that Reed Arena has drawn seven consecutive 10,000+ crowds since 2009-10 when the Aggies closed out the regular season with seven straight.
 - Texas A&M's 2022-23 average home attendance through 16 home dates was 9,280, which ranked No. 5 on the Reed Arena season list and was easily the high-water mark of the Buzz Williams era (previous best was 6,948 in 2019-20).



WHAT'S UNIQUE ABOUT AGGIE HOOPS?

GAMEDAY VIBES

- During gameday shoot-arounds, the Aggies traditionally vibe to **The Commodores** Pandora station on the team Turtlebox (founded by an Aggie) bluetooth speaker. This may have changed **Bruno Mars** as the season progressed.

Buzz Williams @TeamCoachBuzz · Feb 16
Happy 65th Birthday 🎉 to 🇺🇸 of my favorites in the 🌎: @maccyyy_k

👏 this is ur best 🎉 yet.

As the newest member of Team 🇺🇸, the impact you have had is tremendous! We are so grateful you are here! 🍌



BIRTHDAY SHENANIGANS

- On the occasion of a player or staff member's birthday, Williams honors the occasion with an **emoji-filled tweet** that always includes a wrong number of birthdays for the celebrator.

GETTING THE JUICE

- Prior to practices, the team draws into a huddle at midcourt and Buzz Williams distributes "The Juice" to the team, which is actually simply hand sanitizer. Williams has been distributing "The Juice" prior to practices since his days at Marquette to ward off the spread of germs in the winter months.

TURKEYS AND SOCKS

- In Aggie Basketball vernacular, a "turkey" is when an opponent is held scoreless on three straight possessions. When the team has posted consecutive stops, the Aggie bench calls out "turkey, turkey" to implore the five on the floor to get another stop.
- Taking charges** on defense is valued by Aggie Basketball, and the team rewards a charge taken by presenting a pair of socks to the charge taker. And a leaderboard is kept throughout the season. (See page 7)



CULTURE WALL

- After road game shoot-arounds, everyone on the trip gets on the court for a fun photo. If the Aggies win, the photo is posted on @teamcoachbuzz and added to the "Culture Wall" in the lockerroom.



BUZZ'S BUNCH

- "Buzz's Bunch" was implemented by Williams as a way to bring together children with special needs and allow them to fall in love with basketball through an annual free camp and free tickets to a game.

READING IS FUN

- Buzz Williams is a voracious reader, generally completing 4-5 books every month. On Jan. 2, 2023, he tweeted from @TeamCoachBuzz his "2022 Reads" which listed the 53 books he consumed throughout the year. For the last 11 years, Williams has selected and gifted a book to every player, staff member and their family on the initial road trip of the season. Describing his commitment to reading, Williams said, "*Who you are today and who you will be five years from today are the people you meet and the books that you read. Regardless of the genre of book that you read, they say it's worth five years of experience.*" (Source: @AggieMBK/Dec. 16)

QUOTE SHIRTS

- Twelve Quote Shirts are given out annually. :

'We Are Always Choosing'

'Be Allergic to the Big Meal'

'Never Let That Influence This'

Airtime Equals Our Time'

'In Order To Climb the Ladder, You Must Go One Step At a Time'

'HUNT'

'Where's there's love, there's magic'

'All Success Is A Lagging Indicator'

'Embrace the Metamorphosis'

'Comparison is the Thief of Joy'

'Perception vs. Reality'

'A Fingertip Changes Everything'

PROFESSOR BUZZ

- Last fall, Williams presented four lectures to Texas A&M students for **SOMS 380 (School of Military Science)**, in collaboration with the Corps of Cadets and the Hollingsworth Center for Ethical Leadership.

#GETBETTER EXPLAINED

- #getBETTER is the mantra for Buzz Williams and his teams. It refers to "*the continual improvement in all facets of life. Always finding something to work on, to make progress on. Never being satisfied. Always looking for ways to grow.*"

BEING THANKFUL

- A staple of every road trip are the Aggies' **Thank You** letters. Each coach/player/staff member on the trip writes a Thank You letter to someone in their life at the first team meal of the roadie.

SHOOTING WITH BUZZ

- "Shooting with Buzz" is a staple of the Aggies' practice regimen. As described by the Bryan-College Station Eagle: "*Each player must move their way through 18 shooting spots – some straight catch and shoot and some off of movement – and make 7 of 10 shots. The clock starts after the player's first make and stops once the whole circuit is done. Managers rebound the shots and pass a ball to Williams, who stands near the player, handing the ball off for each shot. On the sideline, a manager stands in front of a giant white board, keeping tallies of the players score at each position. On the other side, a record book of times it took to complete the course are logged.*"

Williams told the Eagle the impetus for "Shooting with Buzz" was, "*I wanted to try to figure out a way, coming off of COVID and all the protocols and having, in essence, a completely revamped roster – how could I find some time working, while at the same time not screaming, while, in an unspoken way, they know I'm trying to invest in their life and in their game.*"



HONORING ALISE SVIHLA:

- Tyrece Radford cut off his trademark dreadlocks prior to the Aggies' Jan. 11 matchup with Missouri to honor his academic mentor at Virginia Tech, Alise Svihla (Ah-LEASE Aah-VILL-ah), who is battling stage 4 colon cancer.
-
- UPDATE: On Feb. 24, Svihla tweeted from @alise757: *"Tumors are shrinking, no signs of spreading, chemo is working, God is good! Got to celebrate the good news by surprising my goddaughters for their birthday! Round 5 starts Monday- keep those prayers coming!"*
 - An academic redshirt as a freshman, Radford, with Svihla's guidance, earned his degree from Virginia Tech in three years. He will leave Texas A&M with a master's degree in recreation and youth development.
 - At the Jan. 28 "Breast Cancer Awareness" game, the Aggies wore special uniforms with pink accents. Radford's jersey had "SVIHLA" on the back rather than "RADFORD."

LITTLE BIG MAN:

Despite generally being one of the shorter players on the court, the 6-foot-2 Tyrece Radford makes a huge impact in the paint.

SEC Rebounds Leaders (Among Guards)

Rk	Player, School	Ht.	Rebs
1.	Kobe Brown, Missouri	6-8	6.2
2.	Dexter Dennis, Texas A&M	6-5	5.7
3.	Cameron Matthews, Mississippi State	6-7	5.6
4.	Tyrece Radford, Texas A&M	6-2	5.5
5.	Anthony Black, Arkansas	6-7	5.1

SEC Offensive Rebounds Leaders (Among Guards)

Rk	Player, School	Ht.	O-Rebs
1.	Cameron Matthews, Mississippi State	6-7	2.0
2.	Tyrece Radford, Texas A&M	6-2	1.8
	Kobe Brown, Missouri	6-8	1.8
4.	Jamal Mashack, Tennessee	6-4	1.3
5.	Anthony Black, Arkansas	6-7	1.3

ABOUT 'BOOTS':

Tyrece Radford was dubbed "Boots" by Buzz Williams as a freshman at Virginia Tech because he was "as tough as boot leather."

SUCCEEDING IN THE TREES:

There are 10 total players in the SEC averaging 13.0+ points and 5.0+ rebounds per game. Texas A&M's 6-foot-2 Tyrece Radford is the SEC's only 13.0+/5.0+ player under 6-foot-8.

- Radford is one of 14 6-foot-2 and shorter players nationally to average 13.0+ points and 5.0+ rebounds. Joining Radford in the elite group from Power 5 conferences are Marcus Garrett (Boston College) and RJ Davis (North Carolina).

SEC's 13.0 Pts./G + 5.0 Rebs/G Players

(Sorted by Pts./G)

Rk	Player, School	Ht.	Pts	Reb
1.	Brandon Miller, Alabama	6' 9"	19.6	8.0
2.	KJ Williams, LSU	6' 10"	17.4	7.6
3.	Oscar Tshiebw, Kentucky	6' 9"	16.4	13.1
4.	Colin Castleton, Florida	6' 11"	16.0	7.7
5.	Kobe Brown, Missouri	6' 8"	15.9	6.2
6.	Tolu Smith, Mississippi State	6' 11"	15.4	8.3
7.	Gregory Jackson, S. Carolina	6' 9"	15.1	6.0
8.	Liam Robbins, Vanderbilt	7' 0"	15.0	6.8
9.	Johni Broome, Auburn	6' 10"	14.0	8.4
10.	Tyrece Radford, Texas A&M	6' 2"	13.3	5.5

MARKED IMPROVEMENT:

Tyrece Radford is getting to the line and hitting the freebies at a significantly higher rate in his fourth season as a collegian.

- After averaging only 2.5 free throw attempts per game for the first three years of his career, Radford is making 5.4 trips to the charity stripe per game in 2022-23.
- Radford has hit 134 free throws in 2022-23. His previous high season total was 56 from his freshman season at Virginia Tech (56-of-81) when he played 32 games.
- Radford's 80.2 FT% is markedly improved from last year when he hit 67.1% from the line. Radford's three-year FT% entering 2022-23 was 70.6%.

SEC Free Throw Leaders (Full Season)

Rk	Player, School	FTM
1.	Wade Taylor IV, Texas A&M	152
2.	Wendell Green Jr., Auburn	147
3.	Ricky Council IV, Arkansas	138
4.	Tyrece Radford, Texas A&M	134
5.	Liam Robbins, Vanderbilt	125
	Brandon Miller, Alabama	125
	Tolu Smith, Mississippi State	125

TRANSLATING BUZZ:

Buzz Williams generally refers to his players by a nickname. Here's a handy guide:

Javonte Brown = 'JB'
Henry Coleman = 'Hank' or 'Hen'
Dexter Dennis = 'Dex'
Andre Gordon = 'Dre'
Hayden Hefner = 'H'
Ethan Henderson = 'E'
Andersson Garcia = 'Andy'
Jaelyn Lee = 'J Lee'
Julius Marble = 'Bug' or 'Ju'
Manny Obaseki = 'Mo'
Erik Pratt = 'EP'
Tyrece Radford = 'Boots'
Khalen "KK" Robinson = 'K'
Ashton Smith = 'Ash'
Wade Taylor = '4'
Solomon Washington = 'Solo'
Davin Watkins = 'D Baby'
Jordan Williams = 'Jordan'

SEC TOURNAMENT HISTORY (7-9)

Year	Round	Result
2022	Second Round	Texas A&M 83, Florida 80 (OT)
	Quarterfinals	Texas A&M 67, Auburn 62
	Semifinals	Texas A&M 82, Arkansas 64
	Championship	Tennessee 65, Texas A&M 50
2021	First Round	Vanderbilt 79, Texas A&M 68
2020	No Tournament due to COVID-19 pandemic	
2019	First Round	Texas A&M 69, Vanderbilt 52
	Second Round	Miss. State 80, Texas A&M 54
2018	First Round	Alabama 71, Texas A&M 70
2017	Second Round	Vanderbilt 66, Texas A&M 41
2016	Second Round	Texas A&M 72, Florida 66
	Semifinals	Texas A&M 71, LSU 38
	Finals	Kentucky 82, Texas A&M 77 (OT)
2015	Second Round	Auburn 66, Texas A&M 59
2014	Second Round	Missouri 91, Texas A&M 83 (2OT)
2013	First Round	Texas A&M 71, Auburn 62
	Second Round	Missouri 62, Texas A&M 50

ATHLETICS COMMUNICATIONS



Brad Marquardt
Asst. AD/AthComm
(MBKB)



Marissa Avanzato
Communications Coord.
(MBKB #2)

CONTACT US:

bmarquardt@athletics.tamu.edu | 979.229.8651 cell
mavanzato@athletics.tamu.edu | 979.845-5725 office





TEXAS A&M QUICK FACTS

Location	Bryan-College Station, Texas 77842
Founded	1872 (opened 1876)
Enrollment	74,829 (Fall 2021)
Nickname	Aggies
Colors	Maroon and White
Conference	Southeastern
Home Court	Reed Arena (12,989)
Chancellor	John Sharp (Texas A&M '72)
President	M. Katherine Banks (Florida '82)
Dir. of Athletics	Ross Bjork (Emporia State '95)
Faculty Athletics Representative	Dr. Paul Batista
Head Coach	Buzz Williams (Oklahoma City '94)
Assoc. Head Coach	Devin Johnson (UNO '08)
Assistant Coaches	Steve Roccaforte (Lamar '89) Lyle Wolf (Transylvania '10)
Special Asst to HC	Dale Layer (Eckerd College '80)
Director of Ops	Vince Walden (Longwood '01)
Chief of Staff	Luke Hillin (Texas A&M '15)
Dir. of Sport Perf.	Steve Gephardt (Arizona St. '04)
Dir. of Scouting	TJ Ryan (Franklin College '18)
Dir. of Player Relations	Antonio McKenzie (UNT '04)
Sr. Assoc. AT	Eddie Benion (Missouri '95)
Admin. Coord.	Landry Moffett (Texas A&M '22)
Graduate Assistant	Cal Furgal (Texas A&M '22)
Program Aide	Wabissa Bede (Virginia Tech '20)
2021-22 Record	27-13, 9-9 SEC (t5th)
Home: 16-4 Away: 5-5 Neutral: 6-4	
Lettermen Returning/Lost	8/3
Starters Returning/Lost	4/1
2022 Postseason	NIT Championship Game

POSTSEASON HISTORY

NCAA Appearances14 (1951, 64, 69, 75, 80, 87, 2006, 07, 08, 09, 10, 11, 16, 18)
All-Time NCAA Tourney Record13-15
Sweet 16 Appearances 1951*, 69†, 80, 07, 16, 18
* 16-team field † 25-team field	
NIT Appearances	...8 (1979, 82, 85, 86, 94, 05, 15, 22)
All-Time NIT Record11-8
CBI Appearances1 (2014)
All-Time CBI Record1-1

COLEMAN CONSISTENCY:

Junior F Henry Coleman III was one of five returning SEC players to average more than 11 points and six rebounds per game in 2021-22, joining Colin Castleton of Florida, Jordan Wright of Vanderbilt, Kobe Brown of Missouri and Oscar Tshiebwe of Kentucky.



- Coleman and teammate Tyrece Radford rank among an elite group of Aggies that have averaged 10.0+ points/5.0 rebounds for their careers (minimum 70 games | since 1995-96).

*Career 10.0+ pts/5.0+ rebs Aggies

Rk	Player, Years	Pts/G	Rebs/G
1.	Antoine Wright, 2003-05	15.4	5.6
2.	Shanne Jones, 1997-99	14.6	5.6
3.	Tyler Davis, 2015-18	13.4	7.4
4.	Joseph Jones, 2005-08	12.8	6.4
5.	Tyrece Radford, 2022-present	11.9	5.9
6.	Henry Coleman III, 2022-present	10.3	5.9

*-Minimum of 70 games / Since 1996-97

ABOUT THAT DOUBLE-DOUBLE:

Coleman III's 18-point/15-rebound double-double vs. ARK on 1/31 put him among an elite group of Aggies, in general, and a very select group that have done it in SEC play.

18-pt/15-reb Double-Doubles in SEC Play

(Sorted by Points)

Player	Pts/Rebs	Opponent, Date
Robert Williams	21/15	at LSU, 1/23/2018
Savion Flagg	20/15	vs. Arkansas, 1/5/2019
Henry Coleman III	18/15	at Arkansas, 1/31/2023
Robert Williams	18/15	at LSU, 1/23/2018

HCIII LEADING THE WAY:

Coleman III, along with women's basketball player Jada Malone, represent Texas A&M as members of the SEC Basketball Leadership Council. The council serves as a conduit of communication from student-athletes to the conference office on issues related to student-athlete experience and wellness and to provide feedback on proposed rules governing the SEC and NCAA.

- Coleman is an avid fisher and hunter. *"Fishing and hunting teach you to be calm under pressure," Coleman said. "When you set that hook on that fish, you can't just start reeling it in. You've got to be a little bit calm and kind of work it in. When you're hunting and you see a buck right in front of you, you have to wait a little bit. I know you want to pull the trigger as soon as you see it, but you have to wait for the right time. It teaches you to be calm in the moment and stay in the moment."* (Source: 12thMan.com)
- Coleman's father, Hank, was a standout defensive end for Virginia Tech and started for the Hokies' 1995 Sugar Bowl Champion team. HCIII told the Bryan-College Station Eagle (Jan., 7, 2022), *"Enter Sandman" is one of my favorite traditions. A&M football is fun, but Virginia Tech football is deep in my heart."*
- Coleman transferred to Texas A&M from Duke prior to the 2021-22. Former Duke head coach Mike Krzyzewski said of HCIII: *"I hope I'm around when he's stopped playing to see who he becomes, not just as a player. I just think he's going to be a very special guy in our country. He's that good."* (Source: USA Today Network, Nov. 18, 2020)

TALKING TURKEY:

The Aggies are 18-1 when posting six or more "turkeys" in a game. In Aggie Hoops vernacular, a "turkey" is when an opponent is held scoreless on three straight possessions.

(See Turkey chart on page 7)

LEADING THE NATION:

The Aggies rank No. 1 nationally in free throws made and No. 2 in FTA per game and also lead the SEC in free throw percentage.

- As of 3/8, Texas A&M is the only team in DI basketball with 600 or more free throws made. The Aggies average 1.7 more FTM/G than any other team in Div. I college basketball.
- Texas A&M is the only SEC team with over 750 FTA, and the Aggies have shot 100+ more free throws than 10 SEC teams and 200+ more than six teams.
- The Aggies average 19.4 - 25.4 FTM-FTA per game, which is well ahead of the pace set by ALL Texas A&M squads after 1970.
- Texas A&M shot 16 or more free throws in 17-of-18 SEC games. The lone outlier was a 7-of-7 FT effort vs. UF on 1/18.
- For the season, Texas A&M has gone to the line 25 or more times 19 times and hit 20 or more FTs 14 times.

NCAA Team Free Throw Leaders

(Sorted by FT Made)

Rk	School	FT	FTA
1.	Texas A&M	19.4	25.4
2.	Samford	17.7	23.6
3.	UC Davis	17.6	24.8
4.	UTRGV	17.5	25.1
5.	Portland	17.5	23.5

SEC Team Free Throw Leaders

(Sorted by FT Made)

Rk	School	FT	FTA
1.	Texas A&M	19.4	25.4
2.	Alabama	17.3	23.7
3.	Georgia	16.2	22.4
4.	Arkansas	15.3	22.1
5.	Florida	14.6	20.3

INJURIES RECAP:

- Graduate guard **Dexter Dennis** was not suited out for the Ole Miss contest on 2/28 due to a sprained left knee suffered in the Mississippi State game on 2/25, according to head coach Buzz Williams. He returned to action against Alabama on 3/4 after missing a single game.
- Super sub **Manny Obaseki** has returned to his role as a key reserve in the final two games of the regular season after missing 15 games from 1/7 - 2/25. He was out due to a fractured pinkie on his shooting hand (left) suffered vs. UF on 1/4. Before the injury, the sophomore from Allen, Texas was the Aggies' leading scorer off the bench.
- Freshman **Solomon Washington** missed three games after suffering a concussion vs. UF on 1/18, but returned to action vs. ARK on 1/31.
- Junior Hayden Hefner missed 3 non-conference games due to a hand injury.



REED ARENA

ATTENDANCE HISTORY

13,000-PLUS CROWDS (21)

14,036	vs. Kentucky	1/19/2022
13,888	vs. LSU	1/9/2016
13,717	vs. Texas	2/27/2010
13,657	vs. Kansas	2/15/2010
13,648	vs. Texas Tech	1/30/2010
13,584	vs. Oklahoma State	2/16/2008
13,555	vs. Texas	1/30/2008
13,300	vs. Texas	1/31/2011
13,263	vs. Kentucky	2/10/2018
13,203	vs. Missouri	3/3/2007
13,196	vs. Texas	2/5/2007
13,187	vs. Oklahoma State	1/20/2007
13,176	vs. Texas	3/1/2006
13,158	vs. Oklahoma	2/2/2008
13,151	vs. St. Joseph's (NIT)	3/23/2005
13,136	vs. Texas Tech	2/26/2005
13,051	vs. Baylor	2/24/2007
13,048	vs. Oklahoma	1/27/2007
13,021	vs. Baylor	2/6/2010
13,016	vs. Oklahoma State	2/12/2005
13,007	vs. Missouri	3/7/2009

TOP 10 SEASON AVERAGES

Rk.	Average	Year	Games	Record
1.	10,343	2007-08	20	16-4
2.	9,889	2009-10	16	15-1
3.	9,812	2006-07	19	18-1
4.	9,438	2008-09	18	16-2
5.	9,280	2022-23	16	15-1
6.	9,128	2017-18	16	13-3
7.	9,000	2010-11	17	15-2
8.	8,956	2015-16	18	17-1
9.	8,161	2016-17	16	11-5
10.	8,148	2004-05	20	17-3

REED RECORD BY YEAR

1998-99	9-5
1999-00	5-7
2000-01	7-7
2001-02	5-9
2002-03	10-4
2003-04	5-9
2004-05	17-3
2005-06	16-2
2006-07	18-1
2007-08	16-4
2008-09	16-2
2009-10	15-1
2010-11	15-2
2011-12	11-7
2012-13	12-6
2013-14	17-3
2014-15	14-4
2015-16	17-1
2017-18	13-3
2016-17	11-4
2017-18	12-3
2018-19	13-3
2019-20	11-6
2020-21	6-4
2021-22	16-4
2022-23	15-1
TOTAL	322-105
	(.755)



DENNIS THE MENACE:

Graduate guard Dexter Dennis joined the Aggies for the 2022-23 season after a standout career at Wichita State that included earning the 2021-22 Defensive Player of the Year Award in the American Athletic Conference.

- Dennis has posted nine career double-doubles, including four in 2022-23. Dennis tallied consecutive double-doubles with 14 points/11 rebounds vs. ARK and 17/10 vs. MIZZ.
- Dennis matched Robert Williams' school record for rebounds vs. a SEC opponent with 16 rebounds vs. Florida on Jan. 18.

Single Game Rebounds vs. SEC Opponent

Rk	Player	Rebounds	Opponent, Date
1.	Dexter Dennis	16	vs. Florida, 1/18/2023
	Robert Williams	16	vs. Missouri, 2/8/2017
3.	Henry Coleman III	15	vs. S. Carolina, 1/29/2022
	Henry Coleman III	15	at Arkansas, 1/31/2023
	Savion Flagg	15	vs. Arkansas, 1/5/2019
	Christian Mekowuli	15	at Mississippi St., 3/9/2019
	Christian Mekowuli	15	vs. Georgia, 2/12/2019
	Robert Williams	15	at LSU, 1/23/2018

ONE OF A KIND TANDEM:

Texas A&M's tandem of Dexter Dennis and Tyrece "Boots" Radford is the ONLY 6-foot-5 or shorter pair nationally with 700-plus career rebounds.

6-5 and Under Tandems With 700+ Rebounds

School	Player (Height)	Rebounds
Texas A&M	Dexter Dennis (6-5)	728
	Tyrece Radford (6-2)	724
Close...		
Penn State	Jalen Pickett (6-4)	732
	Camren Wynter (6-2)	578
Towson	Nygal Russell (6-4)	619
	Cameron Holden (6-5)	652
UAB	Ledarius Brewer (6-5)	624
	Tavin Lovan (6-4)	595



EARLY SIGNEE LINDSAY:

Texas A&M announced the addition of standout guard prospect Bryce Lindsay (Baltimore, Md.), who will join the Aggies for the 2023-24 season.

- Associate Head Coach Devin Johnson said, "We are thrilled to add Bryce Lindsay to our program. His toughness, shot-making ability and high IQ are going to fit well here in Aggieland. Bryce will continue to help Coach Buzz (Williams) build something special here at Texas A&M!"
- The 6-foot-4 Lindsay, who is playing a post-graduate season at IMG Academy in Bradenton, Fla., averaged 19.6 points, 3.0 rebounds and 3.0 assists for St. Frances Academy (Md.) in 2021-22 while leading the Panthers to a 35-6 record. He was coached by Nick Myles at St. Frances. Rated a four-star prospect by Rivals.com, Lindsay chose Texas A&M over Villanova, West Virginia and South Carolina.

AGGIES IN THE RANKINGS

	AP	Coaches	NET
Preseason	RV (112)	RV (37)	No Poll
Nov. 14	No. 24 (131)	RV (25)	No Poll
Nov. 21	RV (2)	RV (6)	No Poll
Nov. 28	--	--	No Poll
Dec. 5	--	--	No. 120
Dec. 12	--	--	No. 91
Dec. 19	--	--	No. 87
Dec. 26	--	--	No. 110
Jan. 2	--	--	No. 99
Jan. 9	--	RV (1)	No. 82
Jan. 16	RV (5)	RV (8)	No. 57
Jan. 23	--	RV (8)	No. 52
Jan. 30	RV (16)	RV (21)	No. 42
Feb. 6	--	RV (11)	No. 40
Feb. 13	RV (16)	No. 25 (65)	No. 33
Feb. 20	No. 25 (125)	No. 25 (87)	No. 28
Feb. 27	No. 24 (161)	No. 21 (113)	No. 27
March 6	No. 18 (507)	No. 18 (251)	No. 23
March 13			



SOCK LEADERBOARD:

Aggie Basketball rewards each 'Charge Taken' with a pair of socks. Here's the leaderboard:

Garcia	
Coleman III	
Marble	
Taylor IV	
Dennis	
Radford	
Gordon	
Obaseki	
Robinson	
Washington	

TALKING TURKEY:

In Aggie Basketball vernacular, a "turkey" is three defensive stops in a row:

November

ULM	
ACU	
vs. MSU	
vs. CU	
vs. LCU	
at DePaul	
SMU	

December

vs. Boise St.	
Oregon St.	
at Memphis	
Wofford	
NW State	
PVA&M	

January

at Florida	
LSU	
Missouri	
at SC	
Florida	
Kentucky	
at Auburn	
Vanderbilt	
at Arkansas	

February

Georgia	
Auburn	
at LSU	
Arkansas	
at Missouri	
Tennessee	
at Miss. St.	
Ole Miss	

March

Alabama	
vs. Auburn or Arkansas	

— SEC —
STANDINGS

As of March 6, 2023	Conference				Overall					
	W-L	Pct.	H	A	W-L	Pct.	H	A	N	Strk
Alabama	16-2	.889	9-0	7-2	26-5	.839	15-0	9-3	2-2	L1
Texas A&M	15-3	.833	9-0	6-3	23-8	.742	15-1	7-4	1-3	W2
Kentucky	12-6	.667	6-3	6-3	21-10	.677	14-4	6-4	1-2	W1
Missouri	11-7	.611	7-2	4-5	23-8	.742	16-3	5-5	2-0	W4
Tennessee	11-7	.611	7-2	4-5	22-9	.710	14-2	4-6	4-1	L1
Vanderbilt	11-7	.611	7-2	4-5	18-13	.581	12-5	5-6	1-2	W3
Auburn	10-8	.556	7-2	3-6	20-11	.645	14-2	4-8	2-1	W1
Florida	9-9	.500	6-3	3-6	16-15	.516	10-5	4-7	2-3	W2
Mississippi State	8-10	.444	5-4	3-6	20-11	.645	12-4	4-6	4-1	L1
Arkansas	8-10	.444	6-3	2-7	19-12	.613	14-3	2-8	3-1	L3
Georgia	6-12	.333	5-4	1-8	16-15	.516	13-4	1-10	2-1	L5
South Carolina	4-14	.222	1-8	3-6	11-20	.355	7-8	4-8	0-4	W1
Ole Miss	3-15	.167	1-8	2-7	11-20	.355	7-10	2-9	2-1	L2
LSU	2-16	.111	2-7	0-9	13-18	.419	10-8	0-9	3-1	L3

1-Secured at least a share of the SEC Championship

ABOUT THOSE QUOTE SHIRTS

Quote Shirts have been a pillar in the culture of Buzz Williams' programs throughout his career as a head coach.

- Coach Williams gives Quote Shirts to the players and staff throughout the season to show them that he loves them, and also the shirts serve a bigger purpose with stories and seminars within its context.
- Twelve Quote Shirts are given out annually. The 2022-23 Quote Shirts are:

'We Are Always Choosing'

'Be Allergic to the Big Meal'

'Never Let That Influence This'

Airtime Equals Our Time'

'In Order To Climb the Ladder, You Must Go One Step At a Time'

'HUNT'

'Where's there's love, there's magic'

'All Success Is A Lagging Indicator'



'Embrace the Metamorphosis'

'Comparison is the Thief of Joy'

'Perception vs. Reality'

"A Fingertip Changes Everything"

- Each individual Quote Shirt carries a life lesson or story behind its design for which the people within the men's basketball family can relate.
- Whether the shirt reminds the players of a moment, value or just a simple sentence or phrase designed to help them #getBETTER, it carries a deeper meaning.
- These shirts forever serve as a reminder for all involved with the program to do right for the rest of their lives.



– NUMERICAL / ALPHABETICAL ROSTER –

TEXAS A&M BASKETBALL

NUMERICAL

#	Player	Pos.	Ht.	Wt.	Cl.-Exp.	Hometown / High School / Previous School
0	Dexter Dennis	G	6-5	210	Gr.-TR	Baker, La. / Believe Academy (S.C.) / Wichita State
1	Khalen Robinson	G	6-0	180	Jr.-TR	Little Rock, Ark. / Oak Hill Academy (Va.) / Arkansas
2	Hayden Hefner	G	6-6	185	Jr.-2L	Nederland, Texas / Nederland
3	Erik Pratt	G	6-5	185	Jr.-TR	Lake Worth, Fla. / Park Vista / Seward County CC
4	Wade Taylor IV	G	6-0	185	So.-1L	Dallas, Texas / Lancaster
5	Jordan Williams	G	6-3	215	Fr.-HS	Houston, Texas / Second Baptist
10	Ethan Henderson	F	6-8	205	5th-1L	Little Rock, Ark. / Parkview Magnet / Arkansas
11	Andersson Garcia	F	6-7	210	Jr.-TR	Moca, Dominican Republic / Hamilton Heights (Tenn.) / Mississippi State
13	Solomon Washington	F	6-7	225	Fr.-HS	New Orleans, La. / Carver
15	Henry Coleman III	F	6-8	245	Jr.-1L	Richmond, Va. / Trinity Episcopal School / Duke
20	Andre Gordon	G	6-2	185	Sr.-3L	Sidney, Ohio / Sidney
22	Davin Watkins	G	6-1	193	So.-1L	Nolensville, Tenn. / Nolensville
23	Tyrece Radford	G	6-2	195	Sr.-1L	Baton Rouge, La. / McKinley / Virginia Tech
24	Jaelyn Lee	G	6-6	195	Fr.-HS	Paris, Texas / Paris
31	Javonte Brown	F	7-0	255	So.-1L	Toronto, Ontario / Thornlea Secondary School / UConn
32	Ashton Smith	F	6-9	270	R-Fr.-SQ	Spring, Texas / Legacy The School of Sport Sciences
34	Julius Marble	F	6-9	245	Jr.-TR	Dallas, Texas / Dallas Jesuit / Michigan State
35	Manny Obaseki	G	6-4	189	So.-1L	Allen, Texas / John Paul II

ALPHABETICAL

#	Player	Pos.	Ht.	Wt.	Cl.-Exp.	Hometown / High School / Previous School
31	Javonte Brown	F	7-0	255	So.-1L	Toronto, Ontario / Thornlea Secondary School / UConn
15	Henry Coleman III	F	6-8	245	Jr.-1L	Richmond, Va. / Trinity Episcopal School / Duke
0	Dexter Dennis	G	6-5	210	Gr.-TR	Baker, La. / Believe Academy (S.C.) / Wichita State
11	Andersson Garcia	F	6-7	210	Jr.-TR	Moca, Dominican Republic / Hamilton Heights (Tenn.) / Mississippi State
20	Andre Gordon	G	6-2	185	Sr.-3L	Sidney, Ohio / Sidney
10	Ethan Henderson	F	6-8	205	5th-1L	Little Rock, Ark. / Parkview Magnet / Arkansas
2	Hayden Hefner	G	6-6	185	Jr.-2L	Nederland, Texas / Nederland
24	Jaelyn Lee	G	6-6	195	Fr.-HS	Paris, Texas / Paris
34	Julius Marble	F	6-9	245	Jr.-TR	Dallas, Texas / Dallas Jesuit / Michigan State
35	Manny Obaseki	G	6-4	189	So.-1L	Allen, Texas / John Paul II
3	Erik Pratt	G	6-5	185	Jr.-TR	Lake Worth, Fla. / Park Vista / Seward County CC
23	Tyrece Radford	G	6-2	195	Sr.-1L	Baton Rouge, La. / McKinley / Virginia Tech
1	Khalen Robinson	G	6-0	180	Jr.-TR	Little Rock, Ark. / Oak Hill Academy (Va.) / Arkansas
32	Ashton Smith	F	6-9	270	R-Fr.-SQ	Spring, Texas / Legacy The School of Sport Sciences
4	Wade Taylor IV	G	6-0	185	So.-1L	Dallas, Texas / Lancaster
13	Solomon Washington	F	6-7	225	Fr.-HS	New Orleans, La. / Carver
22	Davin Watkins	G	6-1	193	So.-1L	Nolensville, Tenn. / Nolensville
5	Jordan Williams	G	6-3	215	Fr.-HS	Houston, Texas / Second Baptist

COACHING STAFF

Head Coach: Buzz Williams (4th season)
 Associate Head Coach: Devin Johnson (4th season)
 Assistant Coach: Steve Roccaforte (2nd season)
 Assistant Coach: Lyle Wolf (4th season)
 Special Assistant to the Head Coach: Dale Layer (4th season)
 Chief of Staff: Luke Hillin (6th season)
 Director of Basketball Operations: Vince Walden (4th season)
 Director of Creative Design and Branding: Josh Chambers (4th season)
 Director of Scouting: TJ Ryan (4th season)
 Senior Associate Athletic Trainer: Eddie Benion (4th season)
 Director of Sports Performance: Steve Gephardt (3rd season)

PRONUNCIATION GUIDE

Manny Obaseki	oh-bass-uh-key
Khalen Robinson	KAH-lin (but use KK)
Tyrece Radford	tie-ree-se
Davin Watkins	DAH-vin (rhymes with Gavin)
Wabissa Bede (staff)	wa-BEE-sah BEE-dee

Director of Player Relations: Antonio McKenzie (2nd season)
 Administrative Coordinator: Landry Moffett (1st season)
 Program Aide: Wabissa Bede (2nd Season)
 Graduate Assistant: Cal Furgal (1st season)



— HEAD COACH —
BUZZ WILLIAMS



THE WILLIAMS FILE

HOMETOWNVan Alstyne, Texas
 WIFEthe former Corey Norman
 CHILDRENZera, Calvin, Mason and Addyson
 COLLEGEOklahoma City University
 (Bachelor's degree in kinesiology, 1994)

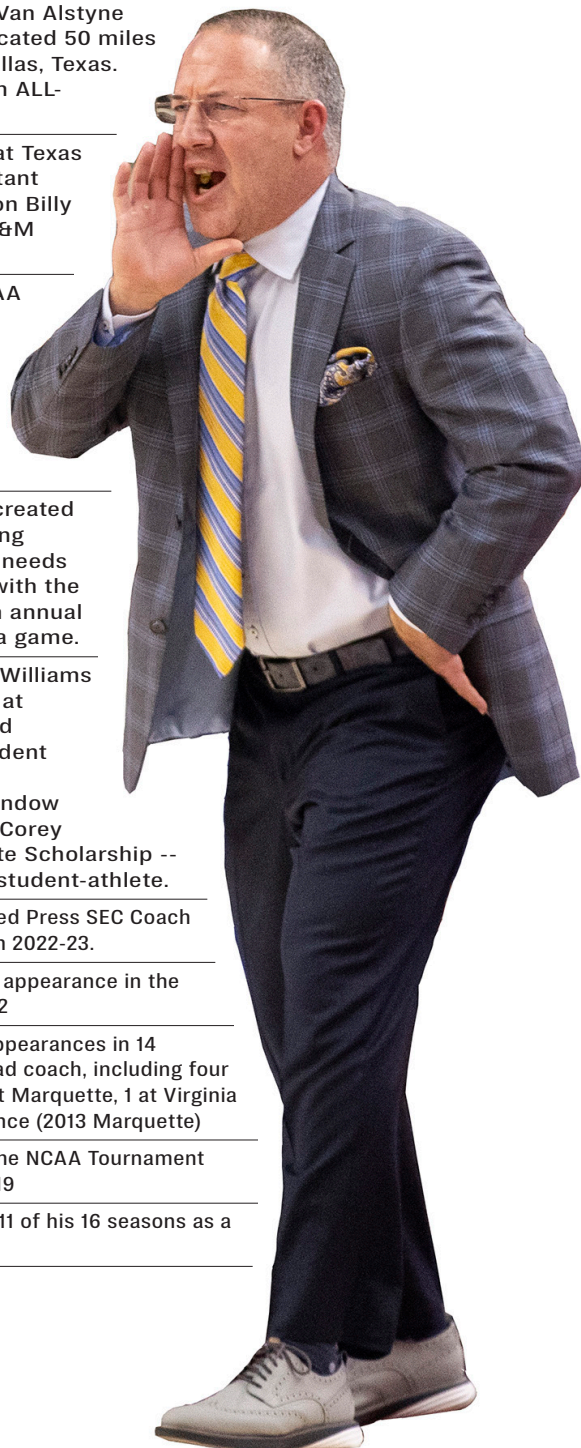
HEAD COACHING RECORD

NEW ORLEANS (1 year)		14-17
2006-07	14-17	--
MARQUETTE (6 years)		139-69
2008-09	25-10	NCAA (2 nd Rd)
2009-10	22-12	NCAA (1 st Rd)
2010-11	22-15	NCAA (Sweet 16)
2011-12	27-8	Big East Champs/NCAA (Sweet 16)
2012-13	26-9	Big East Co-Champs/NCAA (Elite 8)
2013-14	17-15	--
VIRGINIA TECH (5 years)		100-69
2014-15	11-22	--
2015-16	20-15	NIT (2 nd Rd)
2016-17	22-11	NCAA (1 st Rd)
2017-18	21-12	NCAA (1 st Rd)
2018-19	26-9	NCAA (Sweet 16)
TEXAS A&M (4th year)		72-45
2019-20	16-14	No postseason due to COVID-19
2020-21	8-10	--
2021-22	27-13	NIT (Finalist)
2022-23	23-8	
TOTAL (16th year)		325-200

*The first two games of the 2021-22 season are not reflected in Williams' record.

BUZZ WILLIAMS AT A GLANCE

- Buzz Williams is in his fourth season as the head coach at Texas A&M and his 16th year as a collegiate head coach.
- Prior to being named head coach of the Aggies on April 3, 2019, Williams served as head coach at Virginia Tech (5 years, 2014-19), Marquette (6 years, 2008-14) and New Orleans (1 year, 2006-07).
- He received the nickname "Buzz" while working as an energetic student assistant for longtime Navarro Junior College coach and mentor Lewis Orr. Brent Langdon Williams or "Buzz" was inducted into the Navarro College Bulldog Hall of Fame in 2021.
- Williams was born in Greenville, Texas and grew up in the small Texas town of Van Alstyne (population 4,369), which is located 50 miles north of the Cotton Bowl in Dallas, Texas. Van Alstyne is pronounced Van ALL-steen.
- This is Williams' second stint at Texas A&M - he also served as assistant coach/recruiting coordinator on Billy Gillispie's first staff at Texas A&M from 2004-06.
- Williams is one of the few NCAA Div. I head coaches that did not play college basketball. Instead, he was a student/graduate assistant at Navarro JC, Oklahoma City University and TAMU-Kingsville.
- While at Marquette, Williams created "Buzz's Bunch" as a way to bring together children with special needs and allow them to fall in love with the game of basketball through an annual free camp and free tickets to a game.
- As part of "Buzz's Bunch," the Williams family endowed a scholarship at Virginia Tech, which is awarded annually to a Virginia Tech student with a disability. Additionally, Williams' wife, Corey, helped endow a scholarship -- The Buzz and Corey Williams Family Student-Athlete Scholarship -- which is awarded to a female student-athlete.
- Williams was named the Associated Press SEC Coach of the Year in 2019-20 and again in 2022-23.
- He guided the Aggies to first-ever appearance in the NIT championship game in 2021-22
- He has eight NCAA Tournament appearances in 14 postseason opportunities as a head coach, including four career Sweet 16 appearances (3 at Marquette, 1 at Virginia Tech) and one Elite Eight appearance (2013 Marquette)
- Williams guided Virginia Tech to the NCAA Tournament three straight seasons from 2017-19
- He has won 20-or-more games in 11 of his 16 seasons as a head coach.





MOLDING YOUNG MINDS:

Buzz Williams presented a trio of lectures to the SOMS (School of Military Science) 380: Workshop in Leadership Education class this fall semester in a collaboration with Texas A&M's Corps of Cadets and the Hollingsworth Center for Ethical Leadership.

- Dr. Dave Keller, Director of the Hollingsworth Center, said, "The Hollingsworth Center works primarily with students who are not going into the military upon graduation, although we certainly have several that do. Our SOMS [School of Military Science] program of study begins during the spring semester of their sophomore year, where we focus on helping cadets find their strengths and lead from a perspective of authenticity.
- Keller added, "SOMS 380 is the second course for our students. It focuses heavily on finding their leadership constraints and blind spots, and then developing an action plan to intentionally improve in these critical areas. In later semesters, students learn more about the science of leadership, along with how to lead teams and organizations more effectively."
- Dr. Darin Paine, Associate Director for the Hollingsworth Center, said, "Whenever cadets can learn from a presenter such as Coach Buzz Williams, there are many opportunities for personal and professional gain. It could reinforce what they are already learning in SOMS, or present a new concept, or allow them to hear something that applies to their life right now. There are countless opportunities to benefit from an experience like this. Coach Williams is a high achiever, lifelong learner, and very enthusiastic about teaching. He has so much to offer and we are thrilled with this partnership."
- One of the class attendees, sophomore Luke White, told the Bryan-College Station Eagle: "I think it's really cool that he's doing this. He's going beyond being just a coach. He's really trying to connect with us as students."
- For more information about SOMS 380 and the Hollingsworth Center for Ethical Leadership, go to: corps.tamu.edu.



– COACHING / SUPPORT STAFF –
TEXAS A&M BASKETBALL



BUZZ WILLIAMS
 HEAD COACH
 4TH SEASON



DEVIN JOHNSON
 ASSOCIATE HEAD COACH
 4TH SEASON



STEVE ROCCAFORTE
 ASSISTANT COACH
 2ND SEASON



LYLE WOLF
 ASSISTANT COACH
 4TH SEASON



DALE LAYER
 SPECIAL ASST. TO THE HEAD COACH
 4TH SEASON



LUKE HILLIN
 CHIEF OF STAFF
 6TH SEASON



VINCE WALDEN
 DIR. OF BASKETBALL OPERATIONS
 4TH SEASON



JOSH CHAMBERS
 DIR. OF CREATIVE DESIGN & BRANDING
 4TH SEASON



TJ RYAN
 DIR. OF SCOUTING
 4TH SEASON



EDDIE BENION
 SENIOR ASSOC. ATHLETIC TRAINER
 4TH SEASON



STEVE GEPHARDT
 DIR. OF SPORTS PERFORMANCE
 3RD SEASON



ANTONIO MCKENZIE
 DIR. OF PLAYER RELATIONS
 2ND SEASON



LANDRY MOFFETT
 ADMINISTRATIVE COORDINATOR
 1ST SEASON



STUDENT MANAGERS

(L-R) MASON FULLER, JELANI SPAIN, HEAD COACH BUZZ WILLIAMS, PAYTON WRINKLE, JACK LEVIS



WABISSA BEDE
 PROGRAM AIDE
 2ND SEASON



CAL FURGAL
 GRADUATE ASSISTANT
 1ST SEASON



— AGGIES — IN THE NBA



QUINKS TWO-WAY CONTRACT:

The Washington Wizards announced on Feb. 10 that they have signed Capital City Go-Go guard Quenton Jackson to a two-way contract.

- Jackson, a 6-5, 173-pound rookie from Texas A&M, has appeared in 32 games this season for the Go-Go, averaging 12.3 points, 3.3 rebounds and 2.8 assists per game on .489 shooting from the field. Jackson has scored 20-or-more points in five games this season, including a season-high 24 on two occasions. Four of Jackson's five 20-point outings have come during the Go-Go's last 17 regular season contests, where he has averaged 14.6 points, 3.9 rebounds and 3.1 assists per game on .506 shooting from the field.
- The Los Angeles native went undrafted in the 2022 NBA Draft before competing in Summer League, training camp and preseason with the Wizards.
- Jackson scored 1,035 points and pulled down 269 rebounds in 87 games in his three seasons at Texas A&M. As a senior in 2021-22, Jackson was crucial down the stretch as the Aggies overcame an in-season eight-game losing streak to advance to the finals of the SEC Tournament and the NIT.



AGGIES IN THE NBA (ACTIVE)

Player	Current Team	1st Year
Alex Caruso	Chicago Bulls	2016
Danuel House	Philadelphia 76ers	2016
Quenton Jackson	Washington Wizards	2022
DeAndre Jordan	Denver Nuggets	2008
Khris Middleton	Milwaukee Bucks	2012
Robert Williams III	Boston Celtics	2018



ALEX CARUSO
2020 NBA
CHAMPION



KHRIS MIDDLETON
2021 NBA
CHAMPION

AGGIES IN THE NBA DRAFT

Year	Player	Team	Round	Pick
1951	John DeWitt	Tri-Cities Blackhawks	10 th	84
1952	Walter Davis	Philadelphia Warriors	2 nd	n/a
	Jewell McDowell	Rochester Royals	5 th	45
1960	Wayne Lawrence	Boston Celtics	5 th	40
1962	Carroll Broussard	Chicago Zephyrs	9 th	74
1964	Bennie Lenox	Baltimore Bullets	5 th	39
1966	John Beasley	Baltimore Bullets	5 th	45
1967	Randy Matson	Seattle Supersonics	11 th	122
1969	Ronnie Peret	Los Angeles Lakers#	11 th	154
1971	Steve Niles	New York Knicks	4 th	67
1973	Jeff Overhouse	San Antonio Spurs*	7 th	n/a
1974	Randy Knowles	Chicago Bulls	5 th	88
1976	Sonny Parker	Golden State Warriors	1 st	17
	Barry Davis	Houston Rockets	7 th	114
1980	David Britton	Dallas Mavericks	3 rd	57
1981	Vernon Smith	Philadelphia 76ers	2 nd	46
	Rynn Wright	Philadelphia 76ers	4 th	92
1982	Rudy Woods	Dallas Mavericks	4 th	73
1983	Claude Riley	Philadelphia 76ers	3 rd	74
	Tyren Naulls	New Jersey Nets	5 th	110
1985	Kenny Brown	Denver Nuggets	5 th	112
1986	Jimmie Gilbert	Chicago Bulls	5 th	98
1987	Winston Crite	Phoenix Suns	3 rd	53
1994	Brooks Thompson	Orlando Magic	1 st	27
2005	Antoine Wright	New Jersey Nets	1 st	15
2007	Acie Law IV	Atlanta Hawks	1 st	11
2008	DeAndre Jordan	Los Angeles Clippers	2 nd	35
2009	Chinemelu Elonu	Los Angeles Lakers	2 nd	58
2012	Khris Middleton	Detroit Pistons	2 nd	39
2018	Robert Williams	Boston Celtics	1 st	27

* supplementary draft # Peret also was picked in the 12th round of the ABA draft by the Indiana Pacers

NBA PEDIGREE

BUZZ WILLIAMS HAS PRODUCED **15** NBA PLAYERS AS A HEAD COACH

2009-PRESENT	2010-2013	2012-2014	2013-2018	2014-2015	2013-PRESENT	2017-2018	2012-PRESENT	2011-PRESENT	2018-PRESENT	2019-PRESENT	2019-PRESENT	2019-2020	2019-PRESENT	2022-PRESENT

YOU CAN'T BE ANYTHING YOU WANT TO BE,
BUT YOU CAN BE ANYTHING YOU EARN THE RIGHT TO BE.



— AGGIE BASKETBALL —
AT A GLANCE

SCHEDULE BREAKDOWN -- TV TALENT / OFFICIALS / GAME DURATION

November							
	AP/CP	Opponent (AP/CP)	W/L, Score	TV/Tip	TV Talent	Officials (PF: TAMU/Opponent)	Duration
7	RV/RV	ULM (-/-)	W, 87-54	SECN+/7 p.m.	Will Johnson, Tap Bentz	Joe Lindsay, Byron Jarrett, Wesley Ford (25/18)	2:09
11	RV/RV	ABILENE CHRISTIAN (-/-)	W, 77-58	SECN+/7 p.m.	Chelsea Reber, Mark French	Doug Shows, Patrick Evans, Shaun Seales (17/22)	2:01
17	! #24/RV	Murray State (-/-)	L, 88-79	ESPN2/3 p.m.	Rich Hollenberg, Dane Bradshaw	James Breeding, Brian O'Connell, Craig Murley (26/22)	2:16
18	! #24/RV	vs. Colorado (-/-)	L, 103-75	ESPNU/11 a.m.	Rich Hollenberg, Dane Bradshaw	Les Jones, Kelly Pfeiffer, Jason Baker (24/22)	2:03
20	! #24/RV	vs. Loyola Chicago (-/-)	W, 67-51	ESPN+/3:30 p.m.	Chuckie Kempf, King McClure	Brian O'Connell, Kelly Pfeiffer, Jason Baker (21/24)	2:06
25	RV/RV	at DePaul (-/-)	W, 82-66	FS1/12 p.m.	Matt Schumacker, Lavall Jordan	James Breeding, Pat Driscoll, Ron Groover (24/23)	2:14
30	-/-	SMU (-/-)	W, 83-64	SECN+/7 p.m.	Will Johnson, Tap Bentz	Joe Lindsay, Rob Rorke, Wesley Ford (24/20)	2:16
December							
3	#	-/- vs. Boise State (-/-)	L, 86-71	ESPNU/6 p.m.	Kevin Brown, Jon Crispin	Gerry Pollard, Mike Reed, Byron Jarrett (26/20)	2:13
11	-/-	OREGON STATE (-/-)	W, 72-54	ESPN2/5 p.m.	Kevin Fitzgerald, King McClure	Doug Shows, Don Daily, Brian Dorsey (9/18)	2:07
17	-/-	at Memphis (RV/RV)	L, 83-79	ESPNU/6 p.m.	Dave Leno, Jon Crispin	Pat Adams, KB Burdett, Byron Jarrett (22/27)	2:50
20	-/-	WOFFORD (-/-)	L, 67-62	SECN+/1 p.m.	Will Johnson, Tap Bentz	Tony Greene, Bart Lenox, Josue Nieves (13/14)	2:01
27	-/-	NORTHWESTERN ST. (-/-)	W, 64-52	SECN/6 p.m.	Kevin Fitzgerald, Daymeon Fishback	Pat Adams, Steven Anderson, Todd Austin (11/18)	2:04
30	-/-	PRAIRIE VIEW A&M (-/-)	W, 86-66	SECN+/6 p.m.	none	Tony Greene, Jason Baker, Lucas Santos (15/21)	2:02
January							
4	*	-/- at Florida (-/-)	W, 66-63	ESPNU/6 p.m.	Tom Hart, Jimmy Dykes	K.B. Burdett Jr., Chuck Jones, Brian Dorsey (19/24)	2:32
7	*	-/- LSU (RV/RV)	W, 69-56	SECN/5 p.m.	Mike Morgan, Daymeon Fishback	Joe Lindsay, Mike Nance, Rob Rorke (17/16)	2:06
11	*	-/- MISSOURI (#20/#20)	W, 82-64	SECN/7:30 p.m.	Dave Neal, Jon Sundvold	Pat Adams, Doug Shows, Bart Lenox (18/29)	2:20
14	*	-/- at South Carolina (-/-)	W, 94-53	SECN/5 p.m.	Courtney Lyle, Joe Kleine	Tony Greene, Owen Shortt, Wil Howard (16/17)	1:49
18	*	RV/RV FLORIDA (-/-)	W, 54-52	SECN/6 p.m.	Roy Philpott, Pat Bradley	Terry Oglesby, Mike Nance, Lee Cassell (19/14)	2:10
21	*	RV/RV at Kentucky (-/RV)	L, 76-67	ESPN/1 p.m.	Tom Hart, Jimmy Dykes	Doug Shows, K.B. Burdett, Jr., Courtney Green (18/18)	2:23
25	*	-/RV at Auburn (#15/#16)	W, 79-63	ESPN2/8 p.m.	Tom Hart, Ron Slay	Joe Lindsay, Chuck Jones, Michael Roberts (18/18)	2:12
28	*	-/RV VANDERBILT (-/-)	W, 72-66	SECN/7:30 p.m.	Richard Cross, Mark Wise	Mike Nance, Olandis Poole, Rob Rorke (14/24)	2:18
31	*	RV/RV at Arkansas (RV/-)	L, 81-70	ESPN2/6 p.m.	Karl Ravech, Jimmy Dykes, Marty Smith	Don Daily, Bart Lenox, Doug Sirmons (23-19)	2:19
February							
4	*	RV/RV GEORGIA (-/-)	W, 82-57	SECN/7:30 p.m.	Dave Neal, Jon Sunvold	Chuck Jones, KB Burnett, Byron Jarrett (19-17)	2:06
7	*	-/RV AUBURN (RV/RV)	W, 83-78	ESPN2/6 p.m.	Tom Hart, Dane Bradshaw	Pat Adams, John Gaffney, Brian Dorsey (17-27)	2:22
11	*	-/RV at LSU (-/-)	W, 74-62	SECN/7:30 p.m.	Richard Cross, Mark Wise	Steven Anderson, Doug Shows, Vladimir Voyard-Tadal (15-23)	2:05
15	*	RV/#25 ARKANSAS (RV/-)	W, 62-56	ESPN2/8 p.m.	Tom Hart, Jimmy Dykes	Terry Oglesby, Joe Lindsay, Keith Kimble (20/23)	2:14
18	*	RV/#25 at Missouri (RV/RV)	W, 69-60	ESPN2/5 p.m.	Mike Morgan, Jon Sundvold	Tony Greene, Owen Shortt, Rob Rorke (13/18)	2:17
21	* #25/#25	TENNESSEE (#11/#13)	W, 68-63	ESPN/6 p.m.	Karl Ravech, Jimmy Dykes	Pat Adams, Ron Groover, Brian Dorsey (18/24)	2:36
25	* #25/#25	at Mississippi State (-/-)	L, 69-62	SECN/2:30 p.m.	Richard Cross, Richard Hendrix	Joe Lindsay, Bart Lenox, Michael Roberts (24/20)	2:11
28	* #24/#21	at Ole Miss (-/-)		ESPNU 8 p.m.	Kevin Fitzgerald, Dane Bradshaw	K.B. Burdett Jr., Anthony Jordan, Owen Shortt (11/14)	2:04
March							
4	* #24/#21	ALABAMA (#2/#2)		CBS/11 a.m.	Brad Nessler, Jay Wright	Olandis Poole, Doug Shows, Mike Nance (14/22)	2:09
8-12	+	SEC Tournament (Nashville, Tenn.)					
16-19		NCAA 1st & 2nd Rounds					
23-26		NCAA Regionals					
April							
1-3		NCAA Final Four (Houston, Texas)					

* - SEC Game

! - Myrtle Beach Invitational (HTC Center, Conway, S.C.)

- Dickies Arena (Fort Worth, Texas)

+ - Bridgestone Arena (Nashville, Tenn.)



SEASON STATS

Game Records

Record	Overall	Home	Away	Neutral
ALL GAMES	23-8	15-1	7-4	1-3
CONFERENCE	15-3	9-0	6-3	0-0
NON-CONFERENCE	8-5	6-1	1-1	1-3

Score by Periods

Team	1st	2nd	OT	TOT
Texas A&M	1085	1188	0	2273
Opponents	917	1116	0	2033

Team Box Score

No.	Player	Overall			Total			3-Point			F-Throw			Rebounds				Other				
		GP-GS	MIN	AVG	FG-FGA	FG%	3FG-3FGA	3FG%	FT-FTA	FT%	OFF	DEF	TOT	AVG	PF	DQ	A	TO	BLK	STL	PTS	AVG
4	TAYLOR IV, Wade	31-29	883:15	28.5	141-348	.405	72-197	.365	152-175	.869	12	75	87	2.8	85	1	126	81	2	56	506	16.3
23	RADFORD, Tyrece	31-31	955:34	30.8	120-306	.392	37-115	.322	134-167	.802	55	114	169	5.5	53	1	75	55	9	29	411	13.3
15	COLEMAN III, Henry	31-27	831:12	26.8	108-202	.535	0-2	.000	74-102	.725	64	106	170	5.5	57	1	29	44	4	27	290	9.4
34	MARBLE, Julius	31-26	655:42	21.2	113-212	.533	0-7	.000	61-107	.570	48	83	131	4.2	82	2	12	35	12	12	287	9.3
0	DENNIS, Dexter	30-30	847:48	28.3	89-230	.387	36-120	.300	55-69	.797	36	134	170	5.7	63	1	36	29	17	25	269	9.0
35	OBASEKI, Manny	16-0	252:19	15.8	35-78	.449	5-13	.385	25-32	.781	3	22	25	1.6	27	1	19	26	3	7	100	6.3
2	HEFNER, Hayden	28-1	321:01	11.5	33-84	.393	16-51	.314	19-24	.792	1	19	20	0.7	30	0	14	23	4	6	101	3.6
11	GARCIA, Andersson	30-1	490:14	16.3	30-58	.517	2-6	.333	36-49	.735	62	68	130	4.3	73	5	24	26	7	17	98	3.3
13	WASHINGTON, Solomon	27-4	325:38	12.1	29-60	.483	4-14	.286	24-31	.774	37	44	81	3.0	51	1	9	14	15	12	86	3.2
20	GORDON, Andre	31-6	484:09	15.6	24-77	.312	13-42	.310	8-12	.667	8	44	52	1.7	30	0	39	22	0	15	69	2.2
1	ROBINSON, Khalen	17-0	98:36	5.8	10-20	.500	2-9	.222	11-17	.647	2	9	11	0.6	14	0	10	10	0	6	33	1.9
31	BROWN, Javonte	6-0	20:16	3.4	5-9	.556	0-0	.000	0-0	.000	5	5	10	1.7	3	0	1	2	0	10	1.7	
3	PRATT, Erik	8-0	31:19	3.9	4-16	.250	4-12	.333	0-0	.000	0	1	1	0.1	2	0	2	1	0	1	12	1.5
22	WATKINS, Davin	2-0	02:57	1.5	0-0	.000	0-0	.000	1-2	.500	0	0	0	0.0	0	0	0	0	0	1	1	0.5
Team											43	42	85				13					
Total		31	6200		741-1700	.436	191-588	.325	600-787	.762	376	766	1142	36.8	570	13	396	380	75	214	2273	73.3
Opponents		31	6200		679-1696	.400	251-780	.322	424-600	.707	332	661	993	32.0	631	18	407	441	120	223	2033	65.6

Team Statistics

	TA&M	OPP
Scoring	2273	2033
Points per game	73.3	65.6
Scoring margin	+7.7	-
Field goals-att	741-1700	679-1696
Field goal pct	.436	.400
3 point fg-att	191-588	251-780
3-point FG pct	.325	.322
3-pt FG made per game	6.2	8.1
Free throws-att	600-787	424-600
Free throw pct	.762	.707
F-Throws made per game	19.4	13.7
Rebounds	1142	993
Rebounds per game	36.8	32.0
Rebounding margin	+4.8	-
Assists	396	407
Assists per game	12.8	13.1
Turnovers	380	441
Turnovers per game	12.3	14.2
Turnover margin	+2.0	-
Assist/turnover ratio	1.0	0.9
Steals	214	223
Steals per game	6.9	7.2
Blocks	75	120
Blocks per game	2.4	3.9
Winning streak	2	-
Home win streak	11	-
Attendance	148475	120915
Home games-Avg/Game	16-9280	11-10992
Neutral site-Avg/Game	-	4-1683

Team Results

Date	Opponent		Score	Att.
11/07/2022	ULM	W	87-54	6262
11/11/2022	Abilene Christian	W	77-58	6782
11/17/2022	vs Murray St.	L	79-88	1321
11/18/2022	vs Colorado	L	75-103	1332
11/20/2022	vs Loyola Chicago	W	67-51	1267
11/25/2022	at DePaul	W	82-66	2703
11/30/2022	SMU	W	83-64	6956
12/03/2022	vs Boise St.	L	71-86	2812
12/11/2022	Oregon St.	W	72-54	7044
12/17/2022	at Memphis	L	79-83	11544
12/20/2022	Wofford	L	62-67	6518
12/27/2022	Northwestern St.	W	64-52	6551
12/30/2022	Prairie View	W	86-66	7174
01/04/2023	at Florida	W	66-63	7023
01/07/2023	LSU	W	69-56	9319
01/11/2023	Missouri	W	82-64	6916
01/14/2023	at South Carolina	W	94-53	10883
01/18/2023	Florida	W	54-52	12126
01/21/2023	at Kentucky	L	67-76	20017
01/25/2023	at Auburn	W	79-63	9121
01/28/2023	Vanderbilt	W	72-66	12646
01/31/2023	at Arkansas	L	70-81	19200
02/04/2023	Georgia	W	82-57	12640
02/07/2023	Auburn	W	83-78	10248
02/11/2023	at LSU	W	74-62	10328
02/15/2023	Arkansas	W	62-56	11315
02/18/2023	at Missouri	W	69-60	15061
02/21/2023	Tennessee	W	68-63	12989
02/25/2023	at Mississippi St.	L	62-69	9027
02/28/2023	at Ole Miss	W	69-61	6008
03/04/2023	Alabama	W	67-61	12989



SEC ONLY STATS

Game Records

Record	Overall	Home	Away	Neutral
ALL GAMES	15-3	9-0	6-3	0-0
CONFERENCE	15-3	9-0	6-3	0-0
NON-CONFERENCE	0-0	0-0	0-0	0-0

Score by Periods

Team	1st	2nd	OT	TOT
Texas A&M	628	661	0	1289
Opponents	480	661	0	1141

Team Box Score

No.	Player	Total			3-Point			F-Throw		Rebounds							PTS	AVG				
		GP-GS	MIN	AVG	FG-FGA	FG%	3FG-3FGA	3FG%	FT-FTA	FT%	OFF	DEF	TOT	AVG	PF	DQ			A	TO	BLK	STL
4	TAYLOR IV, Wade	18-18	554:47	30.8	85-218	.390	41-117	.350	94-102	.922	6	48	54	3.0	49	0	80	54	1	26	305	16.9
23	RADFORD, Tyrece	18-18	585:52	32.5	78-200	.390	22-70	.314	73-95	.768	28	73	101	5.6	31	1	51	32	3	19	251	13.9
34	MARBLE, Julius	18-18	413:19	23.0	70-140	.500	0-3	.000	47-75	.627	31	45	76	4.2	55	2	6	21	10	5	187	10.4
0	DENNIS, Dexter	17-17	514:04	30.2	59-147	.401	23-70	.329	35-42	.833	24	91	115	6.8	34	0	17	18	9	15	176	10.4
15	COLEMAN III, Henry	18-18	505:44	28.1	54-103	.524	0-1	.000	39-49	.796	40	61	101	5.6	37	1	12	24	1	15	147	8.2
11	GARCIA, Andersson	18-0	326:25	18.1	20-37	.541	2-4	.500	25-33	.758	43	39	82	4.6	48	4	14	21	5	9	67	3.7
3	PRATT, Erik	2-0	06:55	3.5	2-5	.400	2-5	.400	0-0	.000	0	0	0	0.0	0	0	0	0	0	0	6	3.0
35	OBASEKI, Manny	3-0	29:10	9.7	3-9	.333	0-1	.000	2-4	.500	0	4	4	1.3	0	0	3	0	1	0	8	2.7
2	HEFNER, Hayden	18-0	181:09	10.1	16-42	.381	9-26	.346	6-10	.600	0	13	13	0.7	11	0	10	12	1	2	47	2.6
20	GORDON, Andre	18-1	293:30	16.3	15-44	.341	6-20	.300	8-12	.667	5	28	33	1.8	15	0	17	14	0	9	44	2.4
13	WASHINGTON, Solomon	15-0	157:22	10.5	12-26	.462	0-4	.000	10-13	.769	20	24	44	2.9	25	1	2	5	8	5	34	2.3
1	ROBINSON, Khalen	7-0	22:35	3.2	4-7	.571	0-2	.000	6-7	.857	1	3	4	0.6	6	0	4	3	0	0	14	2.0
31	BROWN, Javonte	2-0	06:12	3.1	1-3	.333	0-0	.000	0-0	.000	2	0	2	1.0	2	0	0	0	0	0	2	1.0
22	WATKINS, Davin	2-0	02:57	1.5	0-0	.000	0-0	.000	1-2	.500	0	0	0	0.0	0	0	0	0	0	1	1	0.5
Team											20	27	47				9					
Total		18	3600		419-981	.427	105-323	.325	346-444	.779	220	456	676	37.6	313	9	216	213	39	106	1289	71.6
Opponents		18	3600		392-998	.393	136-461	.295	221-321	.688	199	381	580	32.2	362	11	229	237	83	128	1141	63.4

Team Statistics

	TA&M	OPP
Scoring	1289	1141
Points per game	71.6	63.4
Scoring margin	+8.2	-
Field goals-att	419-981	392-998
Field goal pct	.427	.393
3 point fg-att	105-323	136-461
3-point FG pct	.325	.295
3-pt FG made per game	5.8	7.6
Free throws-att	346-444	221-321
Free throw pct	.779	.688
F-Throws made per game	19.2	12.3
Rebounds	676	580
Rebounds per game	37.6	32.2
Rebounding margin	+5.3	-
Assists	216	229
Assists per game	12.0	12.7
Turnovers	213	237
Turnovers per game	11.8	13.2
Turnover margin	+1.3	-
Assist/turnover ratio	1.0	1.0
Steals	106	128
Steals per game	5.9	7.1
Blocks	39	83
Blocks per game	2.2	4.6
Winning streak	2	-
Home win streak	9	-
Attendance	101188	106668
Home games-Avg/Game	9-11243	9-11852
Neutral site-Avg/Game	-	0-0

Team Results

Date	Opponent	Score	Att.
01/04/2023	at Florida	W 66-63	7023
01/07/2023	LSU	W 69-56	9319
01/11/2023	Missouri	W 82-64	6916
01/14/2023	at South Carolina	W 94-53	10883
01/18/2023	Florida	W 54-52	12126
01/21/2023	at Kentucky	L 67-76	20017
01/25/2023	at Auburn	W 79-63	9121
01/28/2023	Vanderbilt	W 72-66	12646
01/31/2023	at Arkansas	L 70-81	19200
02/04/2023	Georgia	W 82-57	12640
02/07/2023	Auburn	W 83-78	10248
02/11/2023	at LSU	W 74-62	10328
02/15/2023	Arkansas	W 62-56	11315
02/18/2023	at Missouri	W 69-60	15061
02/21/2023	Tennessee	W 68-63	12989
02/25/2023	at Mississippi St.	L 62-69	9027
02/28/2023	at Ole Miss	W 69-61	6008
03/04/2023	Alabama	W 67-61	12989



DOUBLE TROUBLE

DOUBLE-DOUBLES (9)

Henry Coleman III.....	vs ACU (13 points, 11 rebounds)
Tyrece Radford.....	vs Northwestern State (21 Points, 10 rebounds)
Henry Coleman III.....	vs Missouri (10, points, 10 rebounds)
Dexter Dennis.....	vs Missouri (13 points, 12 rebounds)
Henry Coleman III.....	at South Carolina (12 points, 11 rebounds)
Dexter Dennis.....	vs Florida (11 points, 16 rebounds)
Henry Coleman III.....	at Arkansas (18 points, 15 rebounds)
Dexter Dennis.....	vs Arkansas (14 points, 11 rebounds)
Dexter Dennis.....	at Missouri (17 points, 10 rebounds)

THREE PLAYERS FINISHED IN DOUBLES FIGURES (15)

vs Murray State.....	Hefner (13), Marble (12), Washington (12)
vs Loyola Chicago.....	Coleman III (13), Marble (11), Taylor IV (10)
at DePaul.....	Radford (31), Taylor IV (21), Coleman III (12)
SMU.....	Coleman III (23), Taylor IV (13), Marble (10)
Florida.....	Marble (17), Radford (17), Taylor IV (17)
Vanderbilt.....	Coleman III (18), Radford (14), Taylor IV (14)
at Arkansas.....	Coleman III (18), Taylor IV (18), Radford (17)
vs Georgia.....	Coleman III (15), Radford (15), Dennis (12)
at LSU.....	Taylor IV (23), Dennis (13), Radford (12)
Arkansas.....	Taylor IV (18), Dennis (14), Radford (12)
at Missouri.....	Taylor IV (21), Dennis (17), Radford (12)
vs Tennessee.....	Taylor IV (25), Marble (21), Radford (10)
at Mississippi State.....	Taylor IV (21), Coleman III (11), Garcia (11)
at Ole Miss.....	Radford (13), Taylor IV (12), Marble (10)
vs Alabama.....	Taylor IV (28), Radford (21), Dennis (11)

FOUR PLAYERS FINISHED IN DOUBLE FIGURES (8)

ACU.....	Taylor IV (21), Coleman III (13), Radford (13), Dennis (13)
vs Murray State.....	Radford (19), Taylor IV (16), Obaseki (12), Marble (11)
Oregon State.....	Dennis (16), Radford (12), Marble (11), Obaseki (11)
at Memphis.....	Taylor IV (25), Marble (16), Obaseki (14), Coleman III (12)
Prairie View A&M.....	Radford (20), Taylor IV (17), Obaseki (13), Coleman III (12)
LSU.....	Dennis (17), Marble (17), Radford (14), Taylor IV (13)
at Kentucky.....	Radford (22), Marble (12), Coleman III (10), Dennis (10)
Auburn.....	Taylor IV (22), Marble (20), Garcia (11), Radford (10)

FIVE PLAYERS FINISHED IN DOUBLE FIGURES (3)

ULM.....	Taylor IV (18), Coleman III (14), Hefner (12), Dennis (11), Obaseki (10)
vs Boise State.....	Taylor IV (16), Coleman III (12), Radford (11), Dennis (10), Washington (10)
at South Carolina.....	Taylor IV (20), Marble (14), Dennis (13), Coleman III (12), Robinson (12)

SIX PLAYERS FINISHED IN DOUBLE FIGURES (1)

Missouri....	Radford (16), Taylor IV (14), Dennis (13), Hefner (12), Marble (11), Coleman III (10)
--------------	---

OVERTIME GAMES

Overall Overtime Record.....	42-57 (0-0 This Season)
Home Overtime Record.....	14-19
Reed Arena Overtime Record.....	6-9
Road Overtime Record.....	21-31
Double Overtime Record.....	8-12
Triple Overtime Record.....	0-2
Quadruple Overtime Record.....	0-1
Five-Overtime Record.....	0-1
Postseason Overtime Record.....	1-3
Last OT Played.....	vs Florida (W, 83-80, 3/10/22)
Last Double OT (2 OT).....	vs Abilene Christian (W, 81-80, 11/12/21)
Last Triple OT (4 OT).....	vs Tennessee (L, 85-93, 2/23/13)

PLAYER	1+1	3-PT. (OR 4-PT.)	CRUNCH
Brown	0-0	0-0	0-0
Coleman III	0-3	5-4	5-1
Dennis	2-0	2-2	9-3
Garcia	2-2	2-1	2-2
Gordon	2-2	0-0	5-1
Hefner	1-3	1-0	0-0
Henderson	0-0	0-0	0-0
Marble	1-2	6-4	2-0
Obaseki	1-0	2-1	0-0
Pratt	0-0	0-0	0-0
Radford	4-1	8-1	13-3
Robinson	1-0	0-1	0-0
Taylor IV	11-0	6-1	24-0
Washington	3-0	1-0	0-0
TEAM	28-13 (.683)	33-15 (.688)	60-10 (.857)

KEY: 1+1, first free throw of one-and-one; 3-Pt., free throw to complete 3-point (or 4-point) play; Crunch, free throws in final two minutes of games within 10 points and in overtime.

TEXAS A&M MISCELLANEOUS STATISTICS (SEASON / CAREER)

PLAYER	10+ POINTS	20+ POINTS	30+ POINTS	10+ REB.	15+ REB.	10+ ASSISTS	DUNKS	DOUBLE-DOUBLES	INDIVIDUAL GAME LEADERS		
									POINTS	REBOUNDS	ASSISTS
BROWN	- / -	- / -	- / -	- / -	- / -	- / -	1 / 5	- / -	- / -	- / -	- / -
COLEMAN III	14 / 33	2 / 5	- / -	3 / 9	1 / 2	- / -	17 / 47	4 / 9	6 / 12	7 / 25	4 / 4
DENNIS	14 / 61	- / 3	- / -	3 / 11	1 / 1	- / -	7 / 36	4 / 9	2 / 13	11 / 36	3 / 9
GARCIA	2 / 4	- / -	- / -	- / 2	- / -	- / -	3 / 12	- / -	- / -	5 / 11	3 / 3
GORDON	- / 19	- / -	- / -	- / -	- / -	- / -	2 / 16	- / -	- / 6	1 / 2	4 / 19
HEFNER	3 / 5	- / -	- / -	- / -	- / -	- / -	2 / 5	- / -	1 / 2	- / 1	- / 1
HENDERSON	- / 1	- / -	- / -	- / -	- / -	- / -	- / 15	- / -	- / -	- / 1	- / -
LEE	- / -	- / -	- / -	- / -	- / -	- / -	- / -	- / -	- / -	- / -	- / -
MARBLE	13 / 21	2 / 2	- / -	- / 1	- / -	- / -	17 / 36	- / -	3 / 3	8 / 8	- / -
OBASEKI	5 / 9	- / -	- / -	- / -	- / -	- / -	6 / 12	- / -	- / 1	- / 1	3 / 3
PRATT	- / -	- / -	- / -	- / -	- / -	- / -	- / -	- / -	- / -	- / -	- / -
RADFORD	16 / 67	4 / 11	2 / 2	2 / 13	- / -	- / -	2 / 7	1 / 6	9 / 25	9 / 41	6 / 15
ROBINSON	1 / 2	- / -	- / -	- / -	- / -	- / -	- / -	- / -	- / -	- / -	1 / 2
SMITH	- / -	- / -	- / -	- / -	- / -	- / -	- / -	- / -	- / -	- / -	- / -
TAYLOR IV	14 / 28	11 / 12	- / -	- / -	- / -	- / -	- / -	- / -	15 / 19	1 / 1	21 / 33
WASHINGTON	2 / 2	- / -	- / -	- / -	- / -	- / -	7 / 7	- / -	- / -	2 / 2	- / -
WATKINS	- / -	- / -	- / -	- / -	- / -	- / -	- / -	- / -	- / -	- / -	- / -
WILLIAMS	- / -	- / -	- / -	- / -	- / -	- / -	- / -	- / -	- / -	- / -	- / -



THE LAST TIME...

TEXAS A&M...

Scored 100 Points	102 vs Dallas Christian, 12/27/21
Shot 60 Percent From the Field	61.1% vs Penn State, 11/21/17
Shot 50 Percent From 3-Point Range (more than 10 attempts)	50% (6-12) vs Arkansas, 2/15/23
Did Not Make a 3-Pointer	0-for-13 vs Hartford, 1/3/15
Had 40 Free Throw Attempts	41 vs South Carolina, 1/18/20
Made 30 Free Throws	30 vs Auburn (12/7/23)
Had 50 Rebounds	54 vs Marshall, 12/22/18
Had 30 Assists	32 vs Savannah State, 12/13/17
Had 15 Steals	16 vs Loyola Chicago, 11/20/22
Had 10 Blocked Shots	12 vs Northwestern State, 12/3/18
Had Four Players Score in Double Figures	vs Auburn (2/7/23)
Had Five Players Score in Double Figures	at South Carolina, 1/14/23
Had Two Players Score 20 Points	Wade Taylor IV (28) & Tyrece Radford (21) vs Alabama, 3/4/23
Had 30 Fouls	33 vs Missouri, 3/13/14
Had 30 Turnovers	30 vs Texas, 2/3/99
Won on a Buzzer Beater	81-80 on a running three by TJ Starks at Alabama, 1/12/19

A TEXAS A&M PLAYER...

Had a Double-Double	Dexter Dennis (17 pt./10 reb.) at Missouri, 2/18/23
Had a Triple-Double	Bernard King (20 pt/10 reb/10 ast) vs Texas Tech, 1/9/02
Scored 40 Points	40, Elston Turner at Kentucky, 1/12/13
Scored 30 Points	30, Tyrece Radford at Auburn, 1/25/23
Scored 20 Points with 20 Rebounds	27 points & 21 rebounds, Rynn Wright vs UNLV, 12/15/78
Made 5 Three-Pointers	5, Wade Taylor IV vs LSU, 2/11/23
Had 20 Rebounds	21, Vernon Smith and Rynn Wright vs UNLV, 12/15/78
Had 15 Rebounds	15, Henry Coleman III at Arkansas, 1/31/23
Had 10 Assists	11, Duane Wilson vs Buffalo, 12/21/17
Had 5 Steals	6, Wade Taylor IV at DePaul, 11/25/22
Had 5 Blocks	8, Josh Nebo vs Oregon State, 12/21/19
Made 10 Field Goals	10, Henry Coleman III vs SMU, 11/30/22
Had 20 Field Goal Attempts	20, Tyrece Radford at Ole Miss, 2/28/23
Made 10 Free Throws	10, Wade Taylor IV & Tyrece Radford vs Alabama, 3/4/23
Had 15 Free Throw Attempts	17, Wade Taylor IV vs Tennessee, 2/21/23

AN OPPOSING TEAM...

Scored 100 Points	103 (103-75) by Colorado, 11/18/22
Shot 60 Percent From the Field	60.0% by Georgia, 2/22/22
Shot Under 30 Percent From the Field	26.2% by Florida, 1/18/23
Had 40 Free Throw Attempts	53 by Missouri, 3/13/14
Made 30 Free Throws	40 by Missouri, 3/13/14
Had 50 Rebounds	50 by Auburn, 1/16/19
Had 30 Assists	30 by Arkansas, 2/23/91
Had 15 Steals	19 by LSU, 1/23/13
Had 10 Blocked Shots	13, by Arkansas, 1/31/23
Had 30 Fouls	30 by Missouri, 2/4/20
Had 30 Turnovers	33 by Dallas Christian, 12/27/21

AN OPPOSING PLAYER...

Had a Triple-Double	Walker Kessler of Auburn (12 pts./11 reb./12 blk.), 2/12/22
Scored 40 Points	43, Mike Singletary of Texas Tech, 3/11/09
Scored 30 Points	30, KJ Simpson of Colorado, 11/18/22
Made 5 Three-Pointers	8, Matt Murrell of Ole Miss, 2/28/23
Had 20 Rebounds	20, Eric Chenowith of Kansas, 1/14/98
Had 15 Rebounds	17, Oscar Tshiebwe of Kentucky, 1/21/23
Had 10 Assists	10, Umoja Gibson of DePaul, 11/25/22
Had 5 Steals	6, D'Moi Hodge of Missouri, 2/18/23
Had 5 Blocks	7, Makhel Mitchell of Arkansas, 1/31/23



2022-23 SEASON SUPERLATIVES

TEXAS A&M

TEAM GAME HIGHS

Points.....	94	at South Carolina (1/14/23)
Field Goals Made.....	34	at South Carolina (1/14/23)
Field Goal Attempts.....	76	at Arkansas (1/31/23)
Field Goal Percentage.....	.548 (34-62)	at South Carolina (1/14/23)
3 Pt Field Goals Made.....	12	vs ULM (11/7/22)
3 Pt Fg Attempts.....	27	vs Murray State (11/17/22)
3 Pt Fg Percentage.....	.500 (8-16)	at LSU (2/11/23)
Free Throws Made.....	31	vs Auburn (2/7/23)
Free Throw Attempts.....	39	vs Auburn (2/7/23)
Free Throw Percentage.....	1.000 (16-16)	at Kentucky (1/21/23)
Rebounds.....	1,000 (7-7)	vs Florida (1/18/23)
Assists.....	48	at South Carolina (1/14/23)
Steals.....	22	vs Georgia (2/4/23)
Blocked Shots.....	16	vs Loyola Chicago (11/20/22)
Turnovers.....	6	vs Wofford (12/20/22)
Fouls.....	21	at Missouri (2/18/23)
	26	2x, last vs Boise State (12/3/22)

TEAM GAME LOWS

Points.....	54	vs Florida (1/18/23)
Field Goals Made.....	17	at Mississippi State (2/25/23)
Field Goal Attempts.....	42	at LSU (2/11/23)
Field Goal Percentage.....	.340 (14-53)	vs Alabama (3/4/23)
3 Pt Field Goals Made.....	1	vs Northwestern State (12/27/22)
3 Pt Fg Attempts.....	12	3x, last vs Arkansas (2/15/23)
3 Pt Fg Percentage.....	.083 (1-12)	vs Northwestern State (12/27/22)
Free Throws Made.....	7	vs Florida (1/18/23)
Free Throw Attempts.....	7	vs Florida (1/18/23)
Free Throw Percentage.....	.583 (4-24)	at Arkansas (1/31/23)
Rebounds.....	27	at LSU (2/11/23)
Assists.....	7	ACU (11/11/22)
Steals.....	1	vs Florida (1/18/23)
Blocked Shots.....	0	3x, last at Mississippi State (2/25/23)
Turnovers.....	5	at Ole Miss (2/28/23)
Fouls.....	9	vs Oregon State (12/11/22)

PLAYER GAME HIGHS

Points.....	31	Tyrece Radford at DePaul (11/25/22)
Field Goals Made.....	10	Henry Coleman III vs SMU (11/30/22)
Field Goal Att.....	20	Tyrece Radford at OleMiss (2/28/23)
Fg Pct (MIN 5 MADE).....	1.000 (6-6)	Julius Marble at Memphis (12/17/22)
3-Point Fg Made.....	5	2x, last by Wade Taylor IV at LSU (2/11/23)
3-Point Fg Att.....	11	at Memphis (12/17/22)
3-Pt Fg Pct (MIN 4 MADE).....	1.000 (4-4)	Tyrece Radford vs PVAMU (12/30/22)
Free Throws Made.....	16	Wade Taylor IV vs Tennessee (2/21/23)
Free Throw Att.....	17	Wade Taylor IV vs Tennessee (2/21/23)
Ft Pct (MIN 10 MADE).....	1.000 (10-10)	4x, last by Taylor/Radford vs Alabama (3/4/23)
Rebounds.....	16	Dexter Dennis vs Florida (1/18/23)
Assists.....	9	Wade Taylor IV vs SMU (11/30/22)
Steals.....	6	Wade Taylor IV at DePaul (11/25/22)
Blocked Shots.....	2	11x, last by Julius Marble vs Alabama (3/4/23)

OPPONENTS

TEAM GAME HIGHS

Points.....	103	Colorado (11/18/22)
Field Goals Made.....	34	Colorado (11/18/22)
Field Goal Attempts.....	67	Kentucky (1/21/23)
Field Goal Percentage.....	.576 (34-59)	Colorado (11/18/22)
3 Pt Field Goals Made.....	16	Colorado (11/18/22)
3 Pt Fg Attempts.....	40	Northwestern State (12/27/22)
3 Pt Fg Percentage.....	.500 (16-32)	Colorado (11/18/22)
Free Throws Made.....	29	Boise State (12/3/22)
Free Throw Attempts.....	36	2x, last by Boise State (12/3/22)
Free Throw Percentage.....	.833 (10-12)	ACU (11/11/22)
Rebounds.....	43	by Alabama (3/4/23)
Assists.....	22	vs Colorado (11/18/22)
Steals.....	14	Missouri (2/18/23)
Blocked Shots.....	13	Arkansas (1/31/23)
Turnovers.....	27	Loyola Chicago (11/20/22)
Fouls.....	29	Missouri (1/11/23)

TEAM GAME LOWS

Points.....	51	Loyola Chicago (11/20/22)
Field Goals Made.....	15	Loyola Chicago (11/20/22)
Field Goal Attempts.....	36	Loyola Chicago (11/20/22)
Field Goal Percentage.....	.262 (16-61)	Florida (1/18/23)
3 Pt Field Goals Made.....	2	ULM (11/7/22)
3 Pt Fg Attempts.....	14	Memphis (12/17/22)
3 Pt Fg Percentage.....	.100 (2-20)	ULM (11/7/22)
Free Throws Made.....	3	Northwestern State (12/27/22)
Free Throw Attempts.....	11	Oregon State (12/11/22)
Free Throw Percentage.....	.333 (3-9)	Northwestern State (12/27/22)
Rebounds.....	16	South Carolina (1/14/23)
Assists.....	6	ULM (11/7/22)
Steals.....	2	2x, last by Ole Miss (2/28/23)
Blocked Shots.....	0	ACU (11/11/22)
Turnovers.....	8	Wofford (12/20/22)
Fouls.....	13	Kentucky (1/21/23)

PLAYER GAME HIGHS

Points.....	30	KJ Simpson of Colorado (11/18/22)
Field Goals Made.....	11	KJ Simpson of Colorado (11/18/22)
Field Goal Att.....	23	Brandon Miller of Alabama (3/4/23)
Fg Pct (MIN 5 MADE).....	.857 (6-7)	DeAndre Williams of Memphis (12/17/22)
3-Point Fg Made.....	8	Matt Murrell of Ole Miss (2/28/23)
3-Point Fg Att.....	18	Ja'Monta Black of NWST (12/27/22)
3-Pt Fg Pct (MIN 3 MADE).....	1.000 (3-3)	Jonathan Lawson at Memphis (12/17/22)
Free Throws Made.....	14	Kendric Davis of Memphis (12/17/22)
Free Throw Att.....	16	Kendric Davis of Memphis (12/17/22)
Ft Pct (MIN 9 MADE).....	1.000 (9-9)	JaCobi Wood of Murray State (11/17/22)
Rebounds.....	17	Oscar Tshiebwe of Kentucky (1/21/23)
Assists.....	10	Umoja Gibson at DePaul (11/25/22)
Steals.....	6	3x, last by D'Moi Hodege of Missouri (2/18/23)
Blocked Shots.....	7	2x, last by Makhel Mitchell of Arkansas (1/31/23)



RESULTS AND LEADERS

<u>RECORD</u>	<u>OVERALL</u>	<u>HOME</u>	<u>AWAY</u>	<u>NEUTRAL</u>
ALL GAMES	23-8	15-1	7-4	1-3
CONFERENCE	15-3	9-0	6-3	0-0
NON-CONFERENCE	8-5	6-1	1-1	1-3

<u>DATE</u>	<u>OPPONENT</u>	<u>RESULT</u>	<u>SCORE</u>	<u>ATT.</u>	<u>HIGH POINTS</u>	<u>HIGH REBOUNDS</u>	<u>HIGH ASSISTS</u>
Nov. 7	ULM	W	87-54	6,262	Taylor IV (18)	Coleman III (7)	Coleman III (4)
Nov. 11	ACU	W	77-58	6,782	Taylor IV (21)	Coleman III (11)	Taylor IV (2)
Nov. 17	! vs Murray State	L	79-88	1,321	Radford (19)	Four Players	Radford (6)
Nov. 18	! vs Colorado	L	75-103	1,332	Hefner (13)	Washington/Marble (5)	Dennis/Taylor IV (3)
Nov. 20	! vs Loyola (Chicago)	W	67-51	1,267	Coleman III (13)	Garcia (6)	Dennis/Gordon/Garcia (2)
Nov. 25	at DePaul	W	82-66	2,703	Radford (31)	Dennis/Garcia (7)	Coleman III (6)
Nov. 30	SMU	W	83-64	6,956	Coleman III (23)	Radford (6)	Taylor IV (9)
Dec. 3	^ vs Boise State	L	71-86	-----	Taylor IV (16)	Marble/Radford (5)	Taylor IV (6)
Dec. 11	Oregon State	W	72-54	7,044	Dennis (16)	Marble/Radford (7)	Taylor IV (6)
Dec. 17	at Memphis	L	79-83	11,544	Taylor IV (25)	Radford (10)	Dennis/Obaseki (3)
Dec. 20	Wofford	L	62-67	6,518	Taylor IV (20)	Dennis (6)	Gordon/Taylor IV (3)
Dec. 27	Northwestern State	W	64-52	6,551	Coleman III (24)	Radford (10)	Garcia/Gordon/Taylor IV (3)
Dec. 30	Prairie View A&M	W	86-66	7,174	Radford (20)	Coleman III (6)	Coleman III/Obaseki (3)
Jan. 4	* at Florida	W	66-63	7,023	Marble/Radford/Taylor IV (17)	Dennis/Marble (6)	Garcia/Obaseki/Taylor IV (2)
Jan. 7	* LSU	W	69-56	9,319	Dennis/Marble (17)	Marble (9)	Taylor IV (6)
Jan. 11	* Missouri	W	82-64	6,916	Radford (16)	Dennis (12)	Radford (6)
Jan. 14	* at South Carolina	W	94-53	10,883	Taylor IV (20)	Coleman III (11)	Coleman III/Radford/Robinson/Taylor IV (3)
Jan. 18	* Florida	W	54-52	12,126	Marble (19)	Marble (16)	Taylor IV (5)
Jan. 21	* at Kentucky	L	67-76	20,017	Radford (22)	Coleman III/Dennis/Taylor IV (6)	Taylor IV (7)
Jan. 25	* at Auburn	W	79-63	9,121	Radford (30)	Radford (9)	Taylor IV (4)
Jan. 28	* Vanderbilt	W	72-66	12,646	Coleman III (18)	Garcia (8)	Taylor IV (7)
Jan. 31	* at Arkansas	L	71-80	19,200	Coleman III/Taylor IV (18)	Coleman III (15)	Radford (6)
Feb. 4	* Georgia	W	82-57	12,640	Coleman III/Radford (15)	Garcia (8)	Taylor IV (6)
Feb. 7	* Auburn	W	83-78	10,248	Taylor IV (22)	Marble (7)	Taylor IV (7)
Feb. 11	* at LSU	W	74-62	10,328	Taylor IV (23)	Garcia (8)	Taylor IV (4)
Feb. 15	* Arkansas	W	62-56	11,315	Taylor IV (18)	Dennis (11)	Taylor IV (4)
Feb. 18	* at Missouri	W	69-60	15,061	Taylor IV (21)	Dennis (10)	Taylor IV (6)
Feb. 21	* Tennessee	W	68-63	12,989	Taylor IV (25)	Marble (9)	Gordon (3)
Feb. 25	* at Mississippi State	L	62-69	9,027	Taylor IV (21)	Dennis/Radford (7)	Radford/Taylor IV (4)
Feb. 28	* at Ole Miss	W	69-61	6,008	Radford (13)	Gordon (8)	Taylor IV (7)
Mar. 4	* Alabama	W	67-61	12,989	Taylor IV (28)	Dennis/Radford/Washington (7)	Radford (4)

! - Myrtle Beach Invitational (Conway, S.C.); ^ - Game held at Dickies Arena (Fort Worth); * - SEC Game;

<u>ATTENDANCE</u>	<u>GAMES</u>	<u>TOTALS</u>	<u>AVG/GAME</u>
HOME	16	148,838	9,302
SEC HOME	9	101,094	11,233
AWAY	11	120,915	10,992
NEUTRAL	4	3,920	1,306
OVERALL	31	273,310	8,816

<u>MARGIN</u>	<u>1</u>	<u>2</u>	<u>3</u>	<u>4</u>	<u>5</u>	<u>6</u>	<u>7</u>	<u>8</u>	<u>9</u>	<u>10</u>	<u>11</u>	<u>12</u>	<u>13</u>	<u>14</u>	<u>15</u>	<u>16</u>	<u>17</u>	<u>18</u>	<u>19</u>	<u>20</u>	<u>21</u>	<u>22</u>	<u>23</u>	<u>24</u>	<u>25</u>	<u>25+</u>	<u>30+</u>	<u>35+</u>
Victory	-	1	1	-	2	3	-	1	1	-	-	2	1	-	-	3	-	2	2	1	-	-	-	-	1	-	1	1
Defeat	-	-	-	1	1	-	1	-	3	-	-	-	-	-	1	-	-	-	-	-	-	-	-	-	-	1	-	-

Largest Home Win: 33 (A&M 77, ULM 54) Largest Home Loss: 5 (Wofford 67, A&M 62) Largest Road/Neutral Win: 41 (A&M 94, South Carolina 53) Largest Road/Neutral Loss: 28 (Colorado 103, A&M 75)



STARTING LINEUPS

DATE	OPPONENT						W-L	FIRST OFF BENCH
Nov. 7	ULM	Coleman III	Dennis	Radford	Taylor IV	Washington	1-0	5 players (1 st - 15:52)
Nov. 11	ACU	Coleman III	Dennis	Radford	Taylor IV	Washington	2-0	Garcia (1 st - 16:24)
Nov. 17	vs Murray State	Coleman III	Dennis	Radford	Taylor IV	Washington	2-1	5 players (1 st - 15:14)
Nov. 18	vs Colorado	Coleman III	Dennis	Radford	Taylor IV	Washington	2-2	Garcia/Marble (1 st - 15:56)
Nov. 20	vs Loyola (Chicago)	Dennis	Gordon	Hefner	Marble	Radford	1-0	Taylor IV/Garcia (1 st - 16:56)
Nov. 25	at DePaul	Coleman III	Dennis	Garcia	Gordon	Radford	1-0	Washington/Taylor IV (1 st - 16:29)
Nov. 30	SMU	Coleman III	Dennis	Marble	Radford	Taylor IV	1-0	Garcia (1 st - 15:11)
Dec. 3	vs Boise State	Coleman III	Dennis	Marble	Radford	Taylor IV	1-1	Garcia (1 st - 14:40)
Dec. 11	Oregon State	Dennis	Gordon	Marble	Radford	Taylor IV	1-0	Coleman III (1 st - 16:23)
Dec. 17	at Memphis	Dennis	Gordon	Marble	Radford	Taylor IV	1-10	baseki/Washington (1 st - 15:00)
Dec. 20	Wofford	Dennis	Gordon	Marble	Radford	Taylor IV	1-2	Coleman III (1 st - 17:59)
Dec. 27	Northwestern State	Coleman III	Dennis	Marble	Radford	Taylor IV	2-1	Washington (1 st - 15:31)
Dec. 30	Prairie View A&M	Coleman III	Dennis	Marble	Radford	Taylor IV	3-1	Gordon/Garcia (1 st - 14:59)
Jan. 4	at Florida	Coleman III	Dennis	Marble	Radford	Taylor IV	4-1	Gordon/Garcia (1 st - 15:03)
Jan. 7	LSU	Coleman III	Dennis	Marble	Radford	Taylor IV	5-1	Gordon/Garcia (1 st - 15:01)
Jan. 11	Missouri	Coleman III	Dennis	Marble	Radford	Taylor IV	6-1	Gordon/Garcia (1 st - 13:25)
Jan. 14	at South Carolina	Coleman III	Dennis	Marble	Radford	Taylor IV	7-1	Gordon/Garcia (1 st - 13:07)
Jan. 18	Florida	Coleman III	Dennis	Marble	Radford	Taylor IV	8-1	Garcia (1 st - 16:36)
Jan. 21	at Kentucky	Coleman III	Dennis	Marble	Radford	Taylor IV	8-2	Gordon (1 st - 15:56)
Jan. 25	at Auburn	Coleman III	Dennis	Marble	Radford	Taylor IV	9-2	Gordon/Garcia (1 st - 14:50)
Jan. 28	Vanderbilt	Coleman III	Dennis	Marble	Radford	Taylor IV	10-2	Gordon/Garcia (1 st - 15:07)
Jan. 31	at Arkansas	Coleman III	Dennis	Marble	Radford	Taylor IV	10-3	Gordon/Garcia (1 st - 14:39)
Feb. 4	Georgia	Coleman III	Dennis	Marble	Radford	Taylor IV	11-3	Gordon/Garcia (1 st - 15:13)
Feb. 7	Auburn	Coleman III	Dennis	Marble	Radford	Taylor IV	12-3	Gordon/Garcia (1 st - 14:00)
Feb. 11	at LSU	Coleman III	Dennis	Marble	Radford	Taylor IV	13-3	Gordon/Garcia (1 st - 14:47)
Feb. 15	Arkansas	Coleman III	Dennis	Marble	Radford	Taylor IV	14-3	Gordon/Garcia (1 st - 15:01)
Feb. 18	at Missouri	Coleman III	Dennis	Marble	Radford	Taylor IV	15-3	Gordon/Garcia (1 st - 15:17)
Feb. 21	Tennessee	Coleman III	Dennis	Marble	Radford	Taylor IV	16-3	Gordon/Garcia (1 st - 15:05)
Feb. 25	at Mississippi State	Coleman III	Dennis	Marble	Radford	Taylor IV	16-4	Gordon/Garcia (1 st - 14:35)
Feb. 28	at Ole Miss	Coleman III	Gordon	Marble	Radford	Taylor IV	1-0	Hefner/Garcia (1 st - 14:38)
Mar. 4	Alabama	Coleman III	Dennis	Marble	Radford	Taylor IV	17-4	Gordon/Garcia (1 st - 14:36)

Starting Combinations: 6

1st Off Bench Leader: Garcia (25), Gordon (18), Obaseki (3), Washington (3), Robinson (2), Hefner (3), Marble (2), Coleman III (2), Taylor IV (1)



TEXAS A&M / OPPONENT GAME-BY-GAME STATS

Date	Texas A&M/Opponent	----- TOTAL -----		----- 3-PTRS -----		----- REBOUNDS -----										
		FG-FGA	Pct	3FG-FGA	Pct	FT-FTA	Pct	Off-Def-Tot	Avg	PF	A	TO	Blk	Stl	Pts	Avg
N 7	Texas A&M	32-63	.508	12-26	.462	11-18	.611	10-37-47	47.0	25	21	14	3	3	87	87.0
	ULM	16-59	.271	2-20	.100	20-28	.714	10-26-36	36.0	18	6	16	4	10	54	54.0
N 11	Texas A&M	23-44	.523	6-16	.375	25-35	.714	12-23-35	41.0	17	7	19	3	11	77	82.0
	ACU	20-52	.385	8-18	.444	10-12	.833	9-15-24	30.0	22	12	21	0	11	58	56.0
N 17	Texas A&M	27-71	.380	6-27	.222	19-28	.679	20-22-42	41.3	26	12	11	3	10	79	81.0
	Murray State	25-50	.500	10-22	.455	28-36	.778	9-28-37	32.2	22	15	17	4	8	88	66.7
N 18	Texas A&M	24-60	.400	7-20	.350	20-25	.800	13-15-28	38.0	24	13	11	0	9	75	79.5
	Colorado	34-59	.576	16-32	.500	19-24	.79.2	10-25-35	33.0	22	22	13	2	7	103	75.8
N 20	Texas A&M	22-9	.449	4-17	.235	19-27	.704	11-18-29	36.2	21	11	12	3	16	67	77.0
	Loyola (Chicago)	15-36	.417	8-21	.389	13-24	.542	11-22-33	33.0	2	8	27	3	7	51	70.8
N 25	Texas A&M	25-55	.455	7-21	.333	25-31	.806	10-25-35	36.0	24	18	12	4	9	82	77.8
	DePaul	19-56	.339	7-25	.280	21-27	.778	13-21-34	33.2	23	13	16	3	8	66	70.0
N 30	Texas A&M	30-61	.492	6-17	.353	17-25	.680	12-23-35	35.9	24	17	9	4	11	83	78.6
	SMU	19-55	.345	8-24	.333	18-25	.720	15-22-37	33.7	20	10	19	3	2	64	69.1
D 3	Texas A&M	24-58	.414	5-21	.238	18-26	.692	11-17-28	34.9	26	13	9	2	8	71	77.6
	Boise State	23-44	.523	11-25	.440	29-36	.806	9-24-33	33.6	20	19	15	1	4	86	71.3
D 11	Texas A&M	22-50	.440	9-23	.391	19-25	.760	11-28-39	35.3	9	16	12	1	7	72	77.0
	Oregon State	19-52	.365	9-28	.321	7-11	.626	6-19-25	32.7	18	12	12	3	7	54	69.3
D 17	Texas A&M	22-58	.379	8-24	.333	27-33	.818	15-22-37	35.5	22	15	17	2	6	79	77.2
	Memphis	29-52	.558	5-14	.357	20-30	.667	6-20-26	32.0	27	21	15	7	11	83	70.7
D 20	Texas A&M	23-50	.460	7-23	.304	9-15	.600	7-24-31	35.1	13	11	13	6	6	62	75.8
	Wofford	25-63	.397	10-31	.323	7-7	1.00	11-25-36	32.4	14	13	8	2	7	67	70.4
D 27	Texas A&M	21-50	.420	1-12	.083	21-27	.778	15-30-45	35.9	11	14	11	2	6	64	74.8
	Northwestern State	18-60	.300	13-40	.325	3-9	.333	14-16-30	32.2	18	12	9	1	4	52	68.8
D 30	Texas A&M	27-50	.540	8-18	.444	24-28	.857	9-26-35	35.8	15	12	17	3	6	86	75.7
	Prairie View A&M	25-60	.417	8-19	.421	8-10	.800	10-17-27	31.8	21	15	16	4	9	66	68.6
J 4	Texas A&M	23-61	.377	2-16	.125	18-28	.643	13-21-34	35.7	19	9	10	1	10	66	75.0
	Florida	20-44	.455	7-19	.368	16-22	.727	6-29-35	32.0	24	10	20	4	4	63	68.2
J 7	Texas A&M	26-54	.481	4-16	.250	13-19	.684	12-26-38	35.9	17	12	13	1	6	69	74.6
	LSU	17-49	.347	9-22	.409	13-18	.722	8-19-27	31.7	16	11	15	3	11	56	67.4
J 11	Texas A&M	24-45	.533	10-23	.435	24-32	.750	10-32-42	36.3	18	17	18	4	3	82	75.1
	Missouri	21-59	.356	7-31	.226	15-21	.714	9-16-25	31.3	29	11	9	1	9	64	67.2
J 14	Texas A&M	34-62	.548	9-20	.450	17-21	.810	20-28-48	36.9	16	16	11	4	8	94	76.2
	South Carolina	19-50	.380	6-22	.273	9-13	.692	5-11-16	30.4	17	9	12	2	7	53	66.4
J 18	Texas A&M	22-62	.355	3-16	.188	7-7	1.000	15-30-45	37.4	19	12	11	3	1	54	74.9
	Florida	16-61	.262	6-26	.231	14-19	.737	17-24-41	30.9	14	8	9	7	6	52	65.6
J 21	Texas A&M	24-49	.490	3-16	.188	16-16	1.000	4-27-31	37.1	18	10	16	0	6	67	74.5
	Kentucky	27-67	.403	11-32	.344	11-17	.647	17-21-38	31.3	13	14	12	4	6	76	66.1
J 25	Texas A&M	26-55	.473	7-19	.368	20-24	.833	9-24-33	36.9	18	11	9	1	8	79	74.8
	Auburn	21-49	.429	3-16	.188	18-24	.750	7-21-28	31.2	18	14	13	10	3	63	66.0
J 28	Texas A&M	22-49	.449	5-19	.263	23-36	.639	12-25-37	26.9	14	12	9	3	4	72	74.6
	Vanderbilt	23-58	.397	12-32	.375	8-11	.727	11-20-31	31.1	24	16	11	2	5	66	66.0
J 31	Texas A&M	26-76	.342	4-12	.333	14-24	.583	24-22-46	37.3	23	12	8	2	10	70	74.4
	Arkansas	28-56	.500	6-18	.333	19-28	.679	13-27-40	31.5	19	16	17	13	7	81	66.6
F 4	Texas A&M	30-60	.500	9-24	.375	13-17	.765	15-28-43	37.5	19	22	10	1	4	82	74.7
	Georgia	17-56	.304	5-31	.161	18-27	.667	13-17-30	31.5	17	7	10	4	8	57	66.2
F 7	Texas A&M	23-54	.426	6-18	.333	31-39	.795	13-25-38	37.5	17	12	12	4	5	83	75.1
	Auburn	30-64	.469	9-24	.375	9-14	.643	11-23-34	31.6	27	16	10	5	10	78	66.7
F 11	Texas A&M	20-42	.476	8-16	.500	26-32	.813	7-20-27	37.1	15	9	7	2	4	74	75.0
	LSU	22-53	.415	10-29	.345	8-13	.615	12-18-30	31.5	23	9	12	4	5	62	66.5
F 15	Texas A&M	19-54	.352	6-12	.500	18-22	.818	9-27-36	37.1	20	9	9	4	5	62	74.5
	Arkansas	22-50	.440	5-16	.313	7-14	.500	5-28-33	31.6	23	17	13	6	4	56	66.1
F 18	Texas A&M	22-50	.440	8-21	.381	17-19	.895	16-25-41	37.2	13	12	21	1	3	69	74.3
	Missouri	20-51	.392	9-26	.346	11-16	.688	9-14-23	31.3	18	11	12	3	14	60	65.9
F 21	Texas A&M	18-46	.391	4-15	.267	28-34	.824	11-21-32	37.0	18	9	14	1	9	68	74.1
	Tennessee	22-55	.400	9-31	.290	10-14	.714	14-20-34	31.4	24	19	16	4	9	63	65.8
F 25	Texas A&M	17-43	.395	8-22	.364	20-26	.769	8-23-31	36.8	24	9	16	0	2	62	73.7
	Mississippi State	23-52	.442	3-21	.143	20-30	.667	11-20-31	31.3	20	13	10	5	12	69	65.9
F 28	Texas A&M	25-66	.379	5-22	.227	14-20	.700	16-24-40	36.9	11	15	5	2	11	69	73.5
	Ole Miss	22-59	.373	12-29	.414	5-9	.556	16-25-41	31.7	14	19	18	2	2	61	65.7
M 4	Texas A&M	18-53	.340	4-16	.250	27-28	.964	6-28-34	36.8	14	8	14	5	7	67	73.3
	Alabama	22-65	.338	7-36	.194	10-11	.909	15-28-43	32.0	22	9	18	4	6	61	65.6
TEXAS A&M		741-1700	.436	191-588	.325	600-787	.762	376-766-1142	36.8	570	396	380	75	214	2273	73.3
OPPONENTS		679-1969	.400	251-780	.322	424-600	.707	332-661-993	32.0	631	407	441	120	223	2033	65.6





DEXTER DENNIS

0

GRADUATE (TR) • GUARD • 6-5 • 210

BAKER, LA. • BELIEVE ACADEMY (S.C.) • WICHITA STATE

MAJOR: RECREATION & YOUTH DEVELOPMENT

Idl_dex Idl_dex

SEASON HIGHS

CAREER HIGHS

PTS	17	2x, last at Missouri (2/18/23)	PTS	25	at SMU (3/1/20)
RBS	16	vs Florida (1/18/23)	RBS	16	vs Florida (1/18/23)
AST	4	vs Georgia (2/4/23)	AST	5	at UCF (2/13/20)
STL	3	vs LSU (1/7/23)	STL	3	5x, last vs LSU (1/7/23)
BLK	2	5x, last vs Arkansas (2/15/23)	BLK	6	at Indiana (3/26/19)
3PM	4	vs Oregon State (12/11/22)	3PM	7	at SMU (3/1/20)
MIN	38	at Kentucky (1/21/23)	MIN	39	3x, last at SMU (3/1/20)

GAME-BY-GAME STATISTICS

		Min	FG-A-Pct	3FG-A-Pct	FT-A-Pct	O-D-Tot	PF	A	TO	Blk	Stl	Pts
11/7	ULM	20	4-6-.667	3-4-.750	0-0-.000	1-4-5	1	3	0	1	0	11
11/11	ACU	26	5-7-.714	2-4-.500	1-2-.500	1-1-2	0	0	1	0	1	13
11/17	vs Murray State	27	2-7-.286	1-5-.200	0-0-.000	2-4-6	3	1	0	0	0	5
11/18	vs Colorado	20	4-6-.667	1-3-.333	0-0-.000	1-1-2	3	3	2	0	1	9
11/20	vs Loyola (Chicago)	28	1-6-.167	0-2-.000	3-4-.750	0-3-3	1	2	1	2	1	5
11/25	at DePaul	30	3-11-.273	0-6-.000	0-0-.000	1-6-7	4	1	3	0	0	6
11/30	SMU	25	0-4-.000	0-3-.000	2-2-1.000	0-4-4	1	0	1	0	2	2
12/3	vs Boise State	28	2-6-.333	1-5-.200	5-7-.714	1-2-3	4	2	0	2	1	10
12/11	Oregon State	28	5-9-.556	4-7-.571	2-2-1.000	1-3-4	1	2	2	0	0	16
12/17	at Memphis	22	1-4-.250	1-2-.500	0-0-.000	2-2-4	5	3	0	1	1	3
12/20	Wofford	26	1-6-.167	0-4-.000	1-2-.500	1-5-6	2	1	1	2	1	3
12/27	Northwestern State	34	1-9-.111	0-4-.000	4-6-.667	1-6-7	3	1	0	0	2	6
12/30	Prairie View A&M	20	1-2-.500	0-1-.000	2-2-1.000	1-2-3	1	0	0	0	0	4
1/4	at Florida	25	0-8-.000	0-5-.000	4-4-1.000	2-4-6	2	1	1	0	1	4
1/7	LSU	28	6-8-.750	2-4-.500	3-4-.750	2-4-6	3	1	2	0	3	17
1/11	Missouri	36	4-11-.364	3-9-.333	2-2-1.000	1-11-12	1	1	4	1	0	13
1/14	at South Carolina	25	5-7-.714	2-4-.500	1-1-1.000	3-5-8	0	0	1	0	1	13
1/18	Florida	34	5-11-.455	1-2-.500	0-0-.000	5-11-16	2	0	1	1	0	11
1/21	at Kentucky	38	2-9-.222	0-6-.000	6-6-1.000	1-5-6	2	0	1	0	2	10
1/25	at Auburn	26	2-7-.286	1-4-.250	0-0-.000	2-2-4	4	1	0	0	1	5
1/28	Vanderbilt	25	2-7-.286	1-4-.250	0-2-.000	0-2-2	4	1	2	2	2	5
1/31	at Arkansas	31	4-7-.571	0-0-.000	1-3-.333	1-4-5	2	1	0	0	2	9
2/4	Georgia	19	4-8-.500	2-4-.500	2-2-1.000	0-3-3	2	4	0	0	0	12
2/7	Auburn	34	3-9-.333	0-3-.000	3-3-1.000	1-5-6	3	0	1	1	0	9
2/11	at LSU	32	4-9-.444	3-5-.600	2-2-1.000	1-1-2	1	2	1	0	1	13
2/15	Arkansas	31	4-10-.400	2-4-.500	4-4-1.000	2-9-11	1	0	0	2	1	14
2/18	at Missouri	37	7-15-.467	3-7-.429	0-0-.000	2-8-10	2	2	3	1	1	17
2/21	Tennessee	27	2-5-.400	0-1-.000	0-0-.000	0-4-4	3	2	1	1	0	4
2/25	at Mississippi State	33	3-8-.375	2-6-.333	1-3-.333	1-6-7	2	1	0	0	0	9
2/28	at Ole Miss	DNP										
3/4	Alabama	33	2-8-.250	1-2-.500	6-6-1.000	0-7-7	0	0	0	0	0	11

CAREER STATISTICS - ALL GAMES

	GP	GS	Min	Avg	FG-A	Pct	3FG-A	Pct	FT-A	Pct	O-D-Tot	Avg	PF	FO	A	TO	Blk	Stl	Pts	Avg
2018-19	35	25	909	26.0	101-253	.399	54-135	.400	39-59	.661	51-135-186	5.3	83	1	30	40	19	12	295	8.4
2019-20	28	20	721	25.8	87-250	.348	51-152	.336	33-39	.846	42-98-140	5.0	63	1	30	29	10	15	258	9.2
2020-21	22	22	631	28.7	66-180	.367	36-107	.336	43-54	.796	29-68-97	4.4	47	2	18	30	17	16	211	9.6
2021-22	27	27	841	31.1	72-204	.353	35-118	.297	48-61	.787	40-94-134	5.0	58	0	42	38	24	24	227	8.4
2022-23	30	30	848	28.3	89-230	.387	36-120	.300	55-69	.797	37-134-171	5.7	63	1	36	29	17	25	269	9.0
TOTAL	142	124	3948	27.8	415-1117	.372	212-632	.335	218-282	.773	198-529-727	5.1	314	5	156	166	87	92	1260	8.9

*Spent the 2018-22 seasons at Wichita State

2022-23 SEASON NOTES

Has started in 30 games ... Logged double-digit points in back-to-back games against ULM (11/7) and ACU (11/11) ... Drained four 3-pointers en route to 16 points against Oregon State (12/11) ... Registered a season-high 17 points and six rebounds against LSU (1/7) ... Recorded a double-double against No. 20 Missouri after finishing with 13 points and 12 rebounds ... Tallied 12 points and five rebounds at South Carolina (1/14) ... Recorded his second double-double of the season after finishing with 11 points and a career-high 16 rebounds against Florida (1/18) ... Scored 10 points and hauled in six rebounds at Kentucky (1/21) ... Registered 12 points and dished out four assists against Georgia (2/4) ... Poured in 13 points at LSU (2/11/23) ... Logged his third double-double of the season with 14 points and 11 rebounds against Arkansas (2/15) ... Recorded his second straight and fourth double-double of the season with 17 points and 10 rebounds at Missouri (2/18).

2021-22 SEASON NOTES AT WICHITA STATE

AAC Defensive Player of the Year ... Started all 27 games in which he appeared and averaged 8.4 points and 5.0 rebounds in 31.2 minutes ... Blocked 24 shots and tallied 24 steals.

2020-21 SEASON NOTES AT WICHITA STATE

Started all 22 games and averaged 9.6 points and 4.4 rebounds in 28.6 minutes ... Collected 16 blocks and 17 steals ... Made 36 threes on 33.6 percent accuracy and converted 43-of-54 free throw tries (.796) ... Voted Defensive Player of the Year by the WSU staff ... Scored in double-figures 10 times and recorded two double-doubles.

2019-20 SEASON NOTES AT WICHITA STATE

Averaged 9.2 points ... Appeared in 28 games with 20 starts ... Ranked second on the team in minutes-per-game (25.8) ... Made 84.6 percent of his free throws (33-of-39).

2018-19 SEASON NOTES AT WICHITA STATE

Voted to the American Athletic Conference All-Freshman Team ... Team's fourth-leading scorer (8.4) and most-accurate volume 3-point shooter (.400) ... Scored 10 points in 28 minutes off the bench in his collegiate debut vs. LA Tech (Nov. 6).





KHALEN ROBINSON

1

JUNIOR • GUARD • 6-0 • 180

LITTLE ROCK, ARK. • OAK HILL ACADEMY (VA.) • ARKANSAS

MAJOR: RECREATION, PARK & TOURISM SCIENCE

[@onekrob2](#) [khal2n](#)

SEASON HIGHS

CAREER HIGHS

PTS	12	at South Carolina (1/14/23)	PTS	15	vs Mississippi Valley (11/25/20)
RBS	3	at South Carolina (1/14/23)	RBS	3	at South Carolina (1/14/23)
AST	3	vs Georgia (2/4/23)	AST	4	2x, last vs Hofstra (12/18/21)
STL	3	vs Colorado (11/18/22)	STL	3	vs Colorado (11/18/22)
BLK	-	-	BLK	1	vs Oral Roberts (12/20/20)
3PM	1	2x, last vs Loyola (11/20/22)	3PM	3	vs Mississippi Valley (11/25/20)
MIN	18	vs ULM (11/7/22)	MIN	20	vs Lipscomb (12/5/20)

GAME-BY-GAME STATISTICS

		Min	FG-A-Pct	3FG-A-Pct	FT-A-Pct	O-D-Tot	PF	A	TO	Blk	Stl	Pts
11/7	ULM	18	2-3-.667	1-1-1.00	1-2-.500	0-0-0	1	2	1	0	0	6
11/11	ACU	9	0-0-.000	0-0-.000	2-4-.500	0-2-2	1	0	1	0	1	2
11/17	vs Murray State	5	0-1-.000	0-1-.000	0-0-.000	0-1-1	0	0	1	0	1	0
11/18	vs Colorado	16	2-3-.667	0-1-.000	0-0-.000	0-1-1	2	1	1	0	3	4
11/20	vs Loyola (Chicago)	10	1-1-1.000	1-1-1.00	1-2-.500	0-1-1	3	1	0	0	1	4
11/25	at DePaul	4	0-1-.000	0-0-.000	0-0-.000	1-0-1	0	0	2	0	0	0
11/30	SMU	DNP										
12/3	vs Boise State	DNP										
12/11	Oregon State	4	1-2-.500	0-1-.000	0-0-.000	0-1-1	0	0	0	0	0	2
12/17	at Memphis	4	0-0-.000	0-0-.000	1-2-.500	0-0-0	0	1	1	0	0	1
12/20	Wofford	4	0-1-.000	0-1-.000	0-0-.000	0-0-0	0	0	0	0	0	0
12/27	Northwestern State	DNP										
12/30	Prairie View A&M	3	0-1-.000	0-1-.000	0-0-.000	0-0-0	1	1	0	0	0	0
1/4	at Florida	DNP										
1/7	LSU	DNP										
1/11	Missouri	DNP										
1/14	at South Carolina	10	3-4-.750	0-1-.000	6-7-.857	1-2-3	2	1	2	0	0	12
1/18	Florida	DNP										
1/21	at Kentucky	DNP										
1/25	at Auburn	1	0-0-.000	0-0-.000	0-0-.000	0-0-0	0	0	0	0	0	0
1/28	Vanderbilt	DNP										
1/31	at Arkansas	DNP										
2/4	Georgia	10	1-3-.333	0-1-.000	0-0-.000	0-1-1	2	3	1	0	0	2
2/7	Auburn	DNP										
2/11	at LSU	0	0-0-.000	0-0-.000	0-0-.000	0-0-0	0	0	0	0	0	0
2/15	Arkansas	DNP										
2/18	at Missouri	DNP										
2/21	Tennessee	0	0-0-.000	0-0-.000	0-0-.000	0-0-0	0	0	0	0	0	0
2/25	at Mississippi State	0	0-0-.000	0-0-.000	0-0-.000	0-0-0	1	0	0	0	0	0
2/28	at Ole Miss	DNP										
3/4	Alabama	DNP										

CAREER STATISTICS - ALL GAMES

	GP-GS	Min	Avg	FG-A	Pct	3FG-A	Pct	FT-A	Pct	O-D-Tot	Avg	PF	FO	A	TO	Blk	Stl	Pts	Avg
2020-21	11-0	91	8.3	9-21	.429	5-12	.417	6-8	.750	0-10-10	0.9	16	1	11	6	1	3	29	2.6
2021-22	19-2	94	4.9	9-28	.321	6-17	.353	4-7	.571	2-6-8	0.4	22	0	12	11	0	6	28	1.5
2022-23	17-0	99	5.8	10-20	.500	2-9	.222	11-17	.647	2-9-11	0.6	14	0	10	10	0	6	33	1.9
TOTAL	47-2	284	6.0	28-69	.406	13-18	.342	21-32	.656	4-25-29	0.6	52	1	34	27	1	15	90	1.9

*Spent the 2020-22 seasons at Arkansas

2022-23 SEASON NOTES

Has played in 17 games ... Scored six points in the season opener against ULM (11/7) ... Collected a pair of rebounds against ACU (11/11) ... Recorded a career-high three steals against Colorado (11/18) ... Registered a season-high 12 points and a career-high three rebounds in 10 minutes at South Carolina (1/14).

2021-22 SEASON NOTES AT ARKANSAS

Played in 18 games with two starts ... Averaged 1.9 points with 24 assists ... Dished out a season-high three assists against Gardner-Webb (11/13) ... Scored a season-high six points against Central Arkansas (12/1) ... Recorded a career-high four steals in 4:04 against Missouri (1/12).

2020-21 SEASON NOTES AT ARKANSAS

Played in the first 11 games of the season before having season-ending foot surgery ... Scored 15 points in his collegiate debut with three assists, three rebounds and a steal against Mississippi Valley State (11/25) ... Tallied four assists and five points with zero turnovers in a season-high 21 minutes against Lipscomb (12/5).





HAYDEN HEFNER

2

JUNIOR • GUARD • 6-6 • 185

NEDERLAND, TEXAS • NEDERLAND HIGH SCHOOL

MAJOR: MARKETING

[haydenhefner5](#)
[haydenhefner_](#)

SEASON HIGHS

CAREER HIGHS

PTS	13	vs Colorado (11/18/22)	PTS	17	vs Missouri (2/5/22)
RBS	3	vs Vanderbilt (1/28/23)	RBS	5	at South Carolina (1/6/21)
AST	3	at South Carolina (1/14/23)	AST	3	3x, last at South Carolina (1/14/23)
STL	2	vs Loyola (11/20/22)	STL	3	vs Mississippi State (3/5/22)
BLK	1	4x, last vs Missouri (1/11/23)	BLK	1	6x, last vs Missouri (1/11/23)
3PM	3	vs Missouri (1/11/23)	3PM	5	vs Missouri (2/5/22)
MIN	20	vs Colorado (11/18/22)	MIN	24	vs New Orleans (11/29/20)

GAME-BY-GAME STATISTICS

		Min	FG-A-Pct	3FG-A-Pct	FT-A-Pct	O-D-Tot	PF	A	TO	Blk	Stl	Pts
11/7	ULM	19	4-8-.500	2-5-.400	2-2-1.000	0-2-2	1	0	3	1	0	12
11/11	ACU	17	2-5-.400	1-2-.500	0-0-.000	0-0-0	3	0	0	1	0	5
11/17	vs Murray State	13	1-3-.333	0-2-.000	2-2-1.000	0-1-1	1	1	2	0	1	4
11/18	vs Colorado	20	4-8-.500	1-3-.333	4-4-1.000	0-1-1	3	1	1	0	0	13
11/20	vs Loyola (Chicago)	12	2-3-.667	2-3-.667	2-2-1.000	0-1-1	2	1	2	0	2	8
11/25	at DePaul	DNP										
11/30	SMU	DNP										
12/3	vs Boise State	DNP										
12/11	Oregon State	13	0-3-.000	0-3-.000	2-2-1.000	0-1-1	3	0	1	0	0	2
12/17	at Memphis	10	0-3-.000	0-2-.000	0-0-.000	1-0-1	1	0	0	0	0	0
12/20	Wofford	18	3-6-.500	1-3-.333	0-0-.000	0-0-0	4	0	2	0	0	7
12/27	Northwestern State	9	0-1-.000	0-1-.000	0-1-.000	0-0-0	0	1	0	0	0	0
12/30	Prairie View A&M	10	1-2-.500	0-1-.000	1-1-1.000	0-0-0	1	0	0	1	1	3
1/4	at Florida	0	0-0-.000	0-0-.000	0-0-.000	0-0-0	0	0	0	0	0	0
1/7	LSU	9	0-3-.000	0-3-.000	1-2-.500	0-0-0	1	0	0	0	0	1
1/11	Missouri	17	3-3-1.000	3-3-1.000	3-4-.750	0-1-1	3	2	1	1	0	12
1/14	at South Carolina	15	2-4-.500	2-4-.500	0-0-.000	0-1-1	1	3	1	0	1	6
1/18	Florida	13	2-4-.500	2-3-.667	0-0-.000	0-1-1	1	1	1	0	0	6
1/21	at Kentucky	8	0-0-.000	0-0-.000	0-0-.000	0-1-1	0	0	1	0	0	0
1/25	at Auburn	14	1-3-.333	0-2-.000	0-0-.000	0-1-1	0	1	1	0	0	2
1/28	Vanderbilt	16	2-3-.667	1-1-1.000	0-1-.000	0-3-3	0	1	1	0	0	5
1/31	at Arkansas	7	0-0-.000	0-0-.000	0-0-.000	0-0-0	0	1	0	0	0	0
2/4	Georgia	19	1-6-.167	0-3-.000	0-0-.000	0-2-2	1	0	0	0	0	2
2/7	Auburn	5	0-0-.000	0-0-.000	0-0-.000	0-0-0	1	1	0	0	0	0
2/11	at LSU	10	1-3-.333	0-1-.000	2-3-.667	0-0-0	1	0	1	0	0	4
2/15	Arkansas	12	1-2-.500	1-1-1.000	0-0-.000	0-0-0	1	0	0	0	0	3
2/18	at Missouri	2	0-1-.000	0-1-.000	0-0-.000	0-0-0	0	0	2	0	0	0
2/21	Tennessee	5	0-2-.000	0-1-.000	0-0-.000	0-0-0	0	0	1	0	0	0
2/25	at Mississippi State	8	0-0-.000	0-0-.000	0-0-.000	0-2-2	0	0	1	0	0	0
2/28	at Ole Miss	16	3-7-.429	0-2-.000	0-0-.000	0-1-1	0	0	0	0	1	6
3/4	Alabama	4	0-1-.000	0-1-.000	0-0-.000	0-0-0	1	0	1	0	0	0

CAREER STATISTICS - ALL GAMES

	GP-GS	Min	Avg	FG-A	Pct	3FG-A	Pct	FT-A	Pct	O-D-Tot	Avg	PF	FO	A	TO	Blk	Stl	Pts	Avg
2020-21	15-4	176	11.7	10-31	.323	8-26	.308	3-4	.750	0-15-15	1.0	18	1	8	5	0	3	31	2.1
2021-22	29-0	322	11.1	36-93	.387	17-56	.304	12-19	.632	15-16-31	1.1	27	1	17	21	3	18	101	3.5
2022-23	28-1	321	11.5	33-84	.393	16-51	.314	19-24	.792	1-19-20	0.7	30	0	14	23	4	6	101	3.6
TOTAL	72-5	819	11.4	79-208	.380	41-133	.308	34-47	.723	16-50-66	0.9	75	2	39	49	7	27	233	3.2

2022-23 SEASON NOTES

Has appeared in 28 games with one start ... Logged a season-high 13 points in 30 minutes of action against Colorado (11/18) ... Made three 3-pointers, recorded a block and two assists against No. 20 Missouri (1/11) ... Dished out a career-high three assists at South Carolina and drained two triples (1/14).

2021-22 SEASON NOTES

Appeared in 29 games ... Averaged 3.5 points and 1.1 rebounds per game in 11.0 minutes of action ... Scored a career-high 17 points against Missouri (2/5) while hitting five 3-pointers ... Registered 10 points against Dallas Christian (12/27) ... Poured in nine points in the win over Arkansas at the SEC Tournament.

2020-21 SEASON NOTES

Buried three 3-pointers to account for all nine of his points in his collegiate debut in the season-opening win over New Orleans ... Returned to the court for the first time since Dec. 12 and put up six points in the win over Auburn ... Hauled in a season-high five rebounds at South Carolina ... Dished out a pair of assists at Ole Miss ... Hit a three at Ole Miss and LSU.





ERIK PRATT

JUNIOR • GUARD • 6-5 • 185

LAKE WORTH, FLA. • PARK VISTA • SEWARD COUNTY CC

MAJOR: RECREATION, PARK & TOURISM SCIENCE

[erikpratt_1](#) [ep3.____](#)

3

SEASON HIGHS

CAREER HIGHS

PTS	6	vs Georgia (2/4/23)	PTS	34	vs Pratt CC (3/31/22)
RBS	1	vs PVAMU (12/30/22)	RBS	11	at Allen County CC (1/27/22)
AST	2	vs ULM (11/7/22)	AST	4	at Garden City CC (3/27/22)
STL	1	vs ULM (11/7/22)	STL	2	vs Dodge City CC (3/17/22)
BLK	-	-	BLK	2	vs Dodge City CC (3/17/22)
3PM	1	2x, last vs SMU (11/30/22)	3PM	10	vs Pratt CC (3/31/22)
MIN	8	vs Colorado (11/18/22)	MIN	46	vs Dodge City CC (3/17/22)

GAME-BY-GAME STATISTICS

		Min	FG-A-Pct	3FG-A-Pct	FT-A-Pct	O-D-Tot	PF	A	TO	Blk	Stl	Pts
11/7	ULM	3	0-2-.000	0-2-.000	0-0-.000	0-0-0	1	2	0	0	1	0
11/11	ACU	DNP										
11/17	vs Murray State	DNP										
11/18	vs Colorado	8	1-3-.333	1-2-.500	0-0-.000	0-0-0	1	0	1	0	0	3
11/20	vs Loyola (Chicago)	1	0-0-.000	0-0-.000	0-0-.000	0-0-0	0	0	0	0	0	0
11/25	at DePaul	DNP										
11/30	SMU	3	1-3-.333	1-2-.500	0-0-.000	0-0-0	0	0	0	0	0	3
12/3	vs Boise State	5	0-1-.000	0-0-.000	0-0-.000	0-0-0	0	0	0	0	0	0
12/11	Oregon State	DNP										
12/17	at Memphis	DNP										
12/20	Wofford	DNP										
12/27	Northwestern State	DNP										
12/30	Prairie View A&M	4	0-2-.000	0-1-.000	0-0-.000	0-1-1	0	0	0	0	0	0
1/4	at Florida	DNP										
1/7	LSU	DNP										
1/11	Missouri	DNP										
1/14	at South Carolina	4	0-2-.000	0-2-.000	0-0-.000	0-0-0	0	0	0	0	0	0
1/18	Florida	DNP										
1/21	at Kentucky	DNP										
1/25	at Auburn	DNP										
1/28	Vanderbilt	DNP										
1/31	at Arkansas	DNP										
2/4	Georgia	3	2-3-.667	2-3-.667	0-0-.000	0-0-0	0	0	0	0	0	6
2/7	Auburn	DNP										
2/11	at LSU	DNP										
2/15	Arkansas	DNP										
2/18	at Missouri	DNP										
2/21	Tennessee	DNP										
2/25	at Mississippi State	DNP										
2/28	at Ole Miss	DNP										
3/4	Alabama	DNP										

CAREER STATISTICS - ALL GAMES

	GP-GS	Min	Avg	FG-A	Pct	3FG-A	Pct	FT-A	Pct	O-D-Tot	Avg	PF	FO	A	TO	Blk	Stl	Pts	Avg
2022-23	8-0	31	3.9	4-16	.250	4-12	.333	0-0	.000	0-1-1	0.1	2	0	2	1	0	1	12	1.5
TOTAL	8-0	31	3.9	4-16	.250	4-12	.333	0-0	.000	0-1-1	0.1	2	0	2	1	0	1	12	1.5

2022-23 SEASON NOTES

Has seen action in eight games ... Drained a three against Colorado (11/18) and SMU (11/30) ... Played a season-high eight minutes against Colorado (11/18) ... Collected a rebound against Prairie View A&M (12/30) ... Swished two 3-pointers en route to six points against Georgia (2/4).

NOTES AT SEWARD COUNTY CC

Ranked as the No. 7 JUCO recruit and No. 2 shooting guard by 247Sports ... Appeared in 33 games in two seasons with 23 starts and averaged 15.8 points in 27.2 minutes per game ... In 2019-20, averaged 13.9 points and connected on 46.5% shooting from 3-point range ... Scored a career-high 34 points against Pratt Community College (3/31) and buried 10 3-pointers ... Added 28 points on 9-of-16 shooting in the win over Barton Community College (3/15) ... Poured in 25 points against Dodge City Community College (3/17) ... In 2021-22, averaged 18.1 points per game in 15 games played ... Scored a season-high 30 points against Polk State College *(12/29) ... Added 29 points at Barton Community College (1/5) ... Drained five 3-pointers and scored 26 points against Western Nebraska Community College (11/13).





WADE TAYLOR IV

SOPHOMORE • GUARD • 6-0 • 185

DALLAS, TEXAS • LANCASTER HIGH SCHOOL

MAJOR: COMMUNICATION

[wadetaylorIV](#) [thewadetayloriv](#)

4

SEASON HIGHS

CAREER HIGHS

PTS	28	vs Alabama (3/4/23)	PTS	28	vs Alabama (3/4/23)
RBS	7	vs Vanderbilt (1/28/23)	RBS	7	vs Vanderbilt (1/28/23)
AST	9	vs SMU (11/30/22)	AST	9	vs SMU (11/30/22)
STL	6	at DePaul (11/25/22)	STL	6	at DePaul (11/25/22)
BLK	1	2x, last vs Georgia (2/4/23)	BLK	1	4x, last vs Georgia (2/4/23)
3PM	5	2x, last at LSU (2/11/23)	3PM	5	4x, last at LSU (2/11/23)
MIN	37	vs Tennessee (2/21/23)	MIN	37	vs Tennessee (2/21/23)

GAME-BY-GAME STATISTICS

		Min	FG-A-Pct	3FG-A-Pct	FT-A-Pct	O-D-Tot	PF	A	TO	Blk	Stl	Pts
11/7	ULM	21	5-7-.714	4-6-.667	4-5-.800	0-5-5	3	2	2	0	0	18
11/11	ACU	23	5-7-.714	3-3-1.00	8-8-1.000	0-1-1	3	2	2	0	2	21
11/17	vs Murray State	20	5-15-.333	1-8-.125	5-7-.714	1-0-1	5	2	1	0	3	16
11/18	vs Colorado	21	1-8-.125	1-4-.250	3-4-.750	2-2-4	3	3	2	0	2	6
11/20	vs Loyola (Chicago)	27	4-9-.444	0-4-.000	2-4-.500	0-2-2	2	1	3	0	4	10
11/25	at DePaul	27	7-14-.500	3-7-.429	4-4-1.000	0-1-1	3	5	3	1	6	21
11/30	SMU	31	3-9-.333	2-6-.333	5-7-.714	0-4-4	3	9	0	0	3	13
12/3	vs Boise State	28	4-13-.308	3-8-.375	5-7-.714	0-1-1	4	6	2	0	1	16
12/11	Oregon State	26	2-5-.400	1-4-.250	4-4-1.000	1-2-3	3	6	3	0	1	9
12/17	at Memphis	33	6-16-.375	4-11-.364	9-10-.900	2-2-4	4	2	2	0	2	25
12/20	Wofford	25	7-11-.636	5-9-.556	1-2-.500	0-1-1	1	3	3	0	3	20
12/27	Northwestern State	25	2-9-.222	1-5-.200	4-5-.800	0-2-2	1	3	2	0	1	9
12/30	Prairie View A&M	21	5-7-.714	3-5-.600	4-6-.667	0-4-4	1	2	2	0	2	17
1/4	at Florida	28	6-15-.400	1-6-.167	4-4-1.000	0-1-1	4	2	2	0	2	17
1/7	LSU	35	4-10-.400	1-4-.250	4-4-1.000	0-2-2	4	6	4	0	0	13
1/11	Missouri	29	4-9-.444	3-8-.375	3-4-.750	1-2-3	3	4	5	0	0	14
1/14	at South Carolina	23	8-10-.800	4-6-.667	0-0-.000	2-3-5	1	3	2	0	0	20
1/18	Florida	33	2-15-.133	0-5-.000	4-4-1.000	0-4-4	2	5	2	0	0	8
1/21	at Kentucky	34	4-11-.364	0-5-.000	0-0-.000	0-6-6	2	7	4	0	3	8
1/25	at Auburn	20	6-9-.667	3-5-.600	0-0-.000	0-2-2	4	4	4	0	1	15
1/28	Vanderbilt	34	3-13-.231	1-7-.143	7-7-1.000	1-6-7	1	7	3	0	1	14
1/31	at Arkansas	34	6-19-.316	2-7-.286	4-4-1.000	0-1-1	4	2	2	0	1	18
2/4	Georgia	22	3-10-.300	2-8-.250	0-0-.000	0-3-3	4	6	3	1	2	8
2/7	Auburn	35	5-16-.313	4-10-.400	8-9-.889	0-1-1	2	7	2	0	2	22
2/11	at LSU	29	6-11-.545	5-8-.625	6-6-1.000	0-1-1	2	4	1	0	1	23
2/15	Arkansas	34	6-15-.400	3-5-.600	3-5-.600	0-3-3	3	4	2	0	2	18
2/18	at Missouri	34	4-7-.571	3-5-.600	10-10-1.000	1-3-4	3	6	6	0	2	21
2/21	Tennessee	37	4-11-.364	1-5-.200	16-17-.941	0-3-3	3	1	5	0	4	25
2/25	at Mississippi State	34	4-11-.364	4-9-.444	9-10-.900	0-0-0	2	4	3	0	1	21
2/28	at Ole Miss	31	2-11-.182	2-7-.286	6-8-.750	1-4-5	2	7	0	0	3	12
3/4	Alabama	30	8-15-.533	2-7-.286	10-10-1.000	0-3-3	3	1	4	0	1	28

CAREER STATISTICS - ALL GAMES

	GP-GS	Min	Avg	FG-A	Pct	3FG-A	Pct	FT-A	Pct	O-D-Tot	Avg	PF	FO	A	TO	Blk	Stl	Pts	Avg
2021-22	40-14	699	17.5	106-311	.341	44-158	.278	73-94	.777	13-59-72	1.8	80	0	87	70	3	47	329	8.2
2022-23	31-29	884	28.5	141-348	.405	72-197	.365	152-175	.869	12-75-87	2.8	85	1	126	81	2	56	506	16.3
TOTAL	71-43	1583	22.3	247-659	.375	116-355	.327	225-269	.836	25-134-159	2.2	165	1	213	151	5	103	835	11.8

2022-23 SEASON NOTES

Has appeared in all 31 games, making 29 starts ... Drained four 3-pointers and finished 5-of-7 from the field to finish with 18 points against ULM (11/7) ... Logged 21 points going a perfect 8-of-8 at the charity stripe against ACU (11/11) ... Swiped a career-high six steals and scored 21 points at DePaul (11/25) ... Dished out a career-high nine assists against SMU (11/30) ... Registered 25 points at Memphis (12/17) ... Swished a career-high five 3-pointers against Wofford (12/20) ... Hauled in five rebounds with 20 points at South Carolina (1/14) ... Registered 15 points and dished out two assists at Auburn (1/25) ... Finished with 14 points, seven assists and a career-high seven rebounds against Vanderbilt (1/28) ... Tallied 18 points at Arkansas (1/31) ... Poured in a game-high 22 points and handed out seven assists (2/7) ... Recorded a game-high 23 points at LSU (2/11) ... Led the team with 18 points and had two steals against Arkansas (2/15) ... Registered 21 points and six assists at Missouri (2/18) ... Matched his career-high 25 points against Tennessee (2/21) ... Poured in a game-high 21 points at Mississippi State (2/25) ... Recorded a career-high 28 points against Alabama (3/4).

2021-22 SEASON NOTES

Appeared in all 40 games with 14 starts, including the last 13 games ... Averaged 8.2 points, 2.2 assists and 1.8 rebounds per game ... Was named SEC Freshman of the Week after scoring 19 points with five 3-pointers in the win at Oregon State (12/18) ... Scored a season-high 25 points at Arkansas (1/22) ... Scored in double figures in 15 games ... Dished out a season-high six assists against Dallas Christian (12/27).

BEFORE TEXAS A&M

Ranked as a four-star prospect in the 247Sports Composite ... Tabbed as the No. 119 player nationally and No. 18 point guard in the country ... Ranked as the No. 7 player in the state of Texas ... Scored over 2,000 points in his high school career ... Helped lead Lancaster High School to a No. 1 ranking in 5A in 2020 ... Averaged 15.7 points, 4.3 assists and 3.3 steals per game as a junior.





ANDERSSON GARCIA **11**

JUNIOR • FORWARD • 6-7 • 210

MOCA, DOMINICAN REPUBLIC • HAMILTON HEIGHTS (TN) • MISS. STATE

MAJOR: RECREATION, PARK & TOURISM SCIENCE

mamba__11

mamba11

SEASON HIGHS

CAREER HIGHS

PTS	11	2x, last at Miss. State (2/25/23)	PTS	14	at Texas A&M (3/5/22)
RBS	10	vs Arkansas (2/15/23)	RBS	14	vs South Carolina (3/10/22)
AST	3	vs Northwestern St (12/27/22)	AST	4	3x, last vs South Carolina (3/10/22)
STL	2	5x, last at Ole Miss (2/28/23)	STL	4	vs Furman (12/17/21)
BLK	1	7x, last at Alabama (3/4/23)	BLK	2	2x, last vs South Carolina (3/10/22)
3PM	1	2x, last at Miss. State (2/25/23)	3PM	1	9x, last at Miss. State (2/25/23)
MIN	26	at Auburn (1/25/23)	MIN	29	vs Auburn (3/2/22)

GAME-BY-GAME STATISTICS

		Min	FG-A-Pct	3FG-A-Pct	FT-A-Pct	O-D-Tot	PF	A	TO	Blk	Stl	Pts
11/7	ULM	14	1-4-.250	0-1-.000	1-2-.500	2-4-6	4	0	0	0	0	3
11/11	ACU	17	1-2-.500	0-1-.000	0-0-.000	0-4-4	2	0	1	0	1	2
11/17	vs Murray State	9	0-1-.000	0-0-.000	0-0-.000	0-3-3	2	0	0	0	0	0
11/18	vs Colorado	11	1-1-1.000	0-0-.000	0-0-.000	2-0-2	5	1	0	0	1	2
11/20	vs Loyola (Chicago)	18	3-4-.750	0-0-.000	0-0-.000	5-1-6	3	2	1	0	2	6
11/25	at DePaul	19	0-0-.000	0-0-.000	3-4-.750	1-6-7	3	1	0	0	0	3
11/30	SMU	15	2-3-.667	0-0-.000	2-2-1.000	1-3-4	4	1	1	0	1	6
12/3	vs Boise State	14	0-1-.000	0-0-.000	1-2-.500	3-1-4	1	0	1	0	0	1
12/11	Oregon State	DNP										
12/17	at Memphis	2	0-0-.000	0-0-.000	0-0-.000	0-0-0	0	0	0	0	0	0
12/20	Wofford	12	1-1-1.000	0-0-.000	2-4-.500	1-3-4	0	1	0	1	0	4
12/27	Northwestern State	16	0-2-.000	0-0-.000	0-0-.000	2-4-6	0	3	0	1	1	0
12/30	Prairie View A&M	19	1-2-.500	0-0-.000	2-2-1.000	2-0-2	1	1	1	0	2	4
1/4	at Florida	17	1-2-.500	0-0-.000	1-2-.500	2-1-3	5	2	0	0	2	3
1/7	LSU	11	0-0-.000	0-0-.000	0-0-.000	0-2-2	1	1	2	0	0	0
1/11	Missouri	6	0-0-.000	0-0-.000	0-0-.000	2-0-2	2	0	3	0	0	0
1/14	at South Carolina	16	0-0-.000	0-0-.000	2-2-1.000	2-1-3	2	2	0	0	0	2
1/18	Florida	9	0-1-.000	0-1-.000	0-0-.000	1-1-2	3	2	3	1	0	0
1/21	at Kentucky	13	1-3-.333	0-0-.000	0-0-.000	1-2-3	3	0	1	0	0	2
1/25	at Auburn	26	2-3-.667	0-0-.000	3-3-1.000	2-4-6	2	0	0	1	1	7
1/28	Vanderbilt	21	2-2-1.000	0-0-.000	1-2-.500	6-2-8	1	0	1	0	1	5
1/31	at Arkansas	16	0-1-.000	0-0-.000	0-0-.000	2-0-2	5	0	2	0	2	0
2/4	Georgia	20	2-3-.667	0-0-.000	0-0-.000	5-3-8	2	2	1	0	0	4
2/7	Auburn	21	2-4-.500	0-1-.000	7-8-.875	2-4-6	3	0	0	1	0	11
2/11	at LSU	23	1-1-1.000	0-0-.000	4-5-.800	1-7-8	2	1	0	0	0	6
2/15	Arkansas	22	1-2-.500	0-0-.000	0-1-.000	4-6-10	5	0	1	1	0	2
2/18	at Missouri	21	1-4-.250	0-0-.000	1-1-1.000	6-0-6	1	1	3	0	0	3
2/21	Tennessee	23	1-1-1.000	1-1-1.000	0-1-.000	3-1-4	2	1	1	0	0	3
2/25	at Mississippi State	20	4-6-.667	1-1-1.000	2-2-1.000	3-1-4	5	0	1	0	0	11
2/28	at Ole Miss	19	2-3-.667	0-0-.000	3-4-.750	1-3-4	3	1	1	0	2	7
3/4	Alabama	21	0-1-.000	0-0-.000	1-2-.500	0-1-1	1	1	1	1	1	1

CAREER STATISTICS - ALL GAMES

	GP-GS	Min	Avg	FG-A	Pct	3FG-A	Pct	FT-A	Pct	O-D-Tot	Avg	PF	FO	A	TO	Blk	Stl	Pts	Avg
2020-21	11-0	35	3.2	11-18	.611	2-4	.500	1-4	.250	8-4-12	1.1	2	0	4	3	1	4	25	2.3
2021-22	33-3	486	14.7	49-90	.544	5-16	.313	40-69	.580	47-93-140	4.2	54	1	46	41	7	37	143	4.3
2022-23	30-1	491	16.4	30-58	.517	2-6	.333	36-49	.735	62-68-130	4.3	73	5	24	26	7	17	98	3.3
TOTAL	74-4	1014	13.7	90-166	.542	9-26	.346	77-122	.631	117-165-282	3.8	129	6	74	70	15	266	266	3.6

*Spent the 2020-22 seasons at Mississippi State

2022-23 SEASON NOTES

Has earned one start in 30 appearances ... Scored six points in a pair of games against Loyola (11/20) and SMU (11/30) ... Hauled in seven rebounds at DePaul (11/25) ... Swiped a pair of steals in back-to-back games against Prairie View A&M (12/30) and at Florida (1/4) ... Recorded seven points and hauled in six rebounds at Auburn (1/25) ... Collected eight rebounds against Vanderbilt (1/28) ... Hauled in a eight rebounds with four points against Georgia (2/4) ... Logged a season-high 11 points with six rebounds against Auburn (2/7) ... Led the team with eight rebounds at LSU (2/11) ... Hauled in a season-high 10 rebounds against Arkansas (2/15) ... Drained his first 3-pointer of the season and collected four rebounds against Tennessee (2/21) ... Matched his season-high 11 points at Mississippi State (2/25).

2021-22 SEASON NOTES AT MISS. STATE

Garcia saw action in 33 games where he broke into the starting lineup during State's three postseason contests (March 10-16) ... Improved his season averages to 4.3 points, 4.2 rebounds, 1.4 assists and 1.1 steals per game ... Eight of his top nine scoring efforts came against SEC opponents ... State won 10 of 13 games when Garcia scored at least six points ... Grabbed five or more rebounds 14 times, handed out multiple assists on 13 occasions and collected multiple steals 12 times ... Amassed 6.9 points, 7.3 rebounds, 2.3 assists and 1.7 steals per game over his last nine appearances (Feb. 18-March 16).

2020-21 SEASON NOTES AT MISS. STATE

Garcia made 11 appearances off the bench where he averaged 2.3 points, 1.1 rebounds, 0.4 assists and 0.4 steals per game ... Scored points in seven of his 11 outings, highlighted by seven of his last eight efforts (Dec. 8-March 28) and five-plus points on two occasions ... Connected on 11-of-18 from the field (61.1 percent), 2-of-4 from three-point territory (50.0 percent) and 1-of-4 at the foul line (25.0 percent) ... First career basket was a layup with 2:04 left during MSU's 82-59 win over Jackson State (Dec. 8).





SOLOMON WASHINGTON 13

FRESHMAN • FORWARD • 6-7 • 225
 NEW ORLEANS, LA. • CARVER HIGH SCHOOL
 MAJOR: BUSINESS ADMINISTRATION

nolimitssa_1 nolimit_sa

SEASON HIGHS			CAREER HIGHS		
PTS	12	vs Colorado (11/18/22)	PTS	12	vs Colorado (11/18/22)
RBS	7	vs Alabama (3/4/23)	RBS	7	vs Alabama (3/4/23)
AST	2	vs ULM (11/7/22)	AST	2	vs ULM (11/7/22)
STL	2	3x, last vs Alabama (3/4/23)	STL	2	3x, last vs Alabama (3/4/23)
BLK	2	3x, last vs Auburn (2/7/23)	BLK	2	3x, last vs Auburn (2/7/23)
3PM	2	vs Murray State (11/17/22)	3PM	2	vs Murray State (11/17/22)
MIN	19	2x, last vs Oregon State (12/11/22)	MIN	19	2x, last vs Oregon State (12/11/22)

GAME-BY-GAME STATISTICS

		Min	FG-A-Pct	3FG-A-Pct	FT-A-Pct	O-D-Tot	PF	A	TO	Blk	Stl	Pts
11/7	ULM	17	0-1-.000	0-0-.000	0-0-.000	2-2-4	3	2	1	0	0	0
11/11	ACU	15	0-1-.000	0-1-.000	0-2-.000	1-1-2	3	1	1	0	2	0
11/17	vs Murray State	16	3-4-.750	2-2-1.000	0-0-.000	2-1-3	2	0	1	2	0	8
11/18	vs Colorado	14	2-7-.286	1-2-.500	7-8-.875	2-3-5	1	1	0	0	1	12
11/20	vs Loyola (Chicago)	DNP										
11/25	at DePaul	5	0-1-.000	0-1-.000	0-0-.000	2-0-2	2	0	0	0	0	0
11/30	SMU	18	1-3-.333	0-0-.000	2-2-1.000	1-2-3	4	0	0	1	2	4
12/3	vs Boise State	19	5-7-.714	0-1-.000	0-0-.000	1-1-2	2	1	0	0	1	10
12/11	Oregon State	19	2-2-1.000	1-1-1.000	2-2-1.000	2-3-5	1	1	0	0	1	7
12/17	at Memphis	7	0-1-.000	0-0-.000	0-0-.000	0-1-1	3	0	1	1	0	0
12/20	Wofford	13	3-4-.750	0-0-.000	1-2-.500	2-1-3	0	1	1	1	0	7
12/27	Northwestern State	10	1-2-.500	0-1-.000	0-0-.000	2-1-3	2	0	1	1	0	2
12/30	Prairie View A&M	14	0-1-.000	0-1-.000	2-2-1.000	0-4-4	3	0	3	1	0	2
1/4	at Florida	10	0-0-.000	0-0-.000	1-2-.500	2-2-4	2	0	0	0	0	1
1/7	LSU	6	0-0-.000	0-0-.000	0-0-.000	0-1-1	1	0	0	0	1	0
1/11	Missouri	9	0-0-.000	0-0-.000	1-2-.500	1-1-2	3	1	0	1	0	1
1/14	at South Carolina	18	1-2-.500	0-0-.000	1-2-.500	2-4-6	2	0	1	2	0	3
1/18	Florida	14	0-1-.000	0-1-.000	0-0-.000	2-3-5	2	0	0	0	0	0
1/21	at Kentucky	DNP										
1/25	at Auburn	DNP										
1/28	Vanderbilt	DNP										
1/31	at Arkansas	4	0-3-.000	0-1-.000	0-0-.000	0-0-0	0	0	0	0	0	0
2/4	Georgia	15	3-5-.600	0-0-.000	1-1-1.000	2-2-4	2	0	1	0	0	7
2/7	Auburn	9	1-3-.333	0-0-.000	4-4-1.000	3-2-5	3	0	0	2	0	6
2/11	at LSU	10	2-2-1.000	0-0-.000	2-2-1.000	1-1-2	2	0	0	1	1	6
2/15	Arkansas	9	1-1-1.000	0-0-.000	0-0-.000	0-1-1	2	0	1	0	0	2
2/18	at Missouri	5	0-0-.000	0-0-.000	0-0-.000	0-0-0	0	0	0	0	0	0
2/21	Tennessee	4	0-0-.000	0-0-.000	0-0-.000	1-0-1	0	0	0	0	0	0
2/25	at Mississippi State	10	0-0-.000	0-0-.000	0-0-.000	1-3-4	5	0	2	0	0	0
2/28	at Ole Miss	16	4-7-.571	0-1-.000	0-0-.000	2-0-2	0	0	0	1	1	8
3/4	Alabama	17	0-2-.000	0-1-.000	0-0-.000	3-4-7	1	1	0	1	2	0

CAREER STATISTICS - ALL GAMES

	GP	GS	Min	Avg	FG-A	Pct	3FG-A	Pct	FT-A	Pct	O-D-Tot	Avg	PF	FO	A	TO	Blk	Stl	Pts	Avg
2022-23	27	4	32.3	12.0	29-60	.483	4-14	.286	24-31	.774	37-44-81	3.0	51	1	9	14	15	12	86	3.2
TOTAL	27	4	32.3	12.0	29-60	.483	4-14	.286	24-31	.774	37-44-81	3.0	51	1	9	14	15	12	86	3.2

2022-23 SEASON NOTES

Has appeared in 27 games with four starts ... Drained two triples against Murray State (11/17) ... Recorded a career-high 12 points against Colorado (11/18) ... Swatted a pair of blocks against Murray State (11/17) and at South Carolina (1/14) ... Hauled in six rebounds at South Carolina (1/14) ... Scored seven points and collected four rebounds against Georgia (2/4) ... Registered six points, five rebounds and two blocks against Auburn (2/7) ... Scored eight points at Ole Miss (2/28) ... Collected a career-high seven rebounds and swiped two steals against Alabama (3/4).

BEFORE TEXAS A&M

Was named the 2022 Gatorade Louisiana Boys Basketball Player of the Year ... Rated as a three-start prospect and the No. 1 ranked recruit from Louisiana in the 247Sports Composite ... Led the George Washington Carver Collegiate Academy to a 33-5 record and a Class 4A state championship after averaging 14.9 points, 11.1 rebounds, 3.0 assists, 2.6 blocks and 2.4 steals per game in 2021-22 ... Recorded 23 double-doubles, including a 14-point, 20-rebound performance in the state championship game in which he also had nine assists and six blocks ... Was a two-time first team all-state selection and amassed 1,642 points and 1,435 rebounds in his career ... Maintained a 3.05 GPA in the classroom, and volunteered locally with Thrive New Orleans and as a youth camp counselor.





HENRY COLEMAN III 15

JUNIOR • FORWARD • 6-8 • 245

RICHMOND, VA. • TRINITY EPISCOPAL SCHOOL • DUKE

MAJOR: POLITICAL SCIENCE

hencoleman3

henrycoleman3

SEASON HIGHS

CAREER HIGHS

PTS	24	vs Northwestern St (12/27/22)	PTS	27	vs North Florida (11/10/21)
RBS	15	at Arkansas (1/31/23)	RBS	15	2x, last at Arkansas (1/31/23)
AST	6	at DePaul (11/25/22)	AST	6	at DePaul (11/25/22)
STL	4	2x, last at Arkansas (1/31/23)	STL	5	vs Florida (3/10/22)
BLK	1	4x, last at Florida (1/4/23)	BLK	2	3x, last at LSU (1/26/22)
3PM	-	-	3PM	-	-
MIN	37	2x, last vs Vanderbilt (1/28/23)	MIN	41	vs Florida (3/10/22)

GAME-BY-GAME STATISTICS

		Min	FG-A-Pct	3FG-A-Pct	FT-A-Pct	O-D-Tot	PF	A	TO	Blk	Stl	Pts
11/7	ULM	22	6-11-.545	0-1-.000	2-5-.400	1-6-7	2	4	2	0	1	14
11/11	ACU	30	5-7-.714	0-0-.000	3-6-.500	6-5-11	0	1	4	1	4	13
11/17	vs Murray State	21	1-6-.167	0-0-.000	0-2-.000	1-5-6	3	0	3	0	1	2
11/18	vs Colorado	14	1-2-.500	0-0-.000	0-0-.000	0-1-1	0	0	1	0	0	2
11/20	vs Loyola (Chicago)	21	4-7-.571	0-0-.000	5-6-.833	2-3-5	2	0	0	0	2	13
11/25	at DePaul	30	5-8-.625	0-0-.000	2-4-.500	1-2-3	3	6	0	1	0	12
11/30	SMU	31	10-18-.556	0-0-.000	3-6-.500	3-2-5	0	0	0	0	0	23
12/3	vs Boise State	32	5-9-.556	0-0-.000	2-2-1.000	0-4-4	3	0	2	0	1	12
12/11	Oregon State	19	0-3-.000	0-0-.000	2-4-.500	1-4-5	0	0	0	0	1	2
12/17	at Memphis	26	3-6-.500	0-0-.000	6-7-.857	3-2-5	3	1	3	0	1	12
12/20	Wofford	24	1-2-.500	0-0-.000	0-0-.000	1-3-4	3	1	1	1	0	2
12/27	Northwestern State	33	8-13-.615	0-0-.000	8-8-1.000	2-5-7	1	1	3	0	1	24
12/30	Prairie View A&M	22	5-7-.714	0-0-.000	2-3-.667	3-3-6	0	3	1	0	0	12
1/4	at Florida	22	1-4-.250	0-0-.000	0-0-.000	2-1-3	0	0	0	1	1	2
1/7	LSU	31	3-9-.333	0-0-.000	1-2-.500	2-4-6	2	0	2	0	2	7
1/11	Missouri	35	4-5-.800	0-0-.000	2-2-1.000	3-7-10	3	2	1	0	0	10
1/14	at South Carolina	25	6-9-.667	0-0-.000	0-0-.000	5-6-11	1	3	1	0	2	12
1/18	Florida	14	1-2-.500	0-0-.000	0-0-.000	3-2-5	5	0	0	0	0	2
1/21	at Kentucky	37	5-7-.714	0-0-.000	0-0-.000	1-5-6	4	0	5	0	0	10
1/25	at Auburn	31	2-5-.400	0-0-.000	3-4-.750	0-5-5	4	1	1	0	2	7
1/28	Vanderbilt	37	6-9-.667	0-0-.000	6-8-.750	3-3-6	2	0	0	0	0	18
1/31	at Arkansas	35	7-17-.412	0-0-.000	4-5-.800	7-8-15	4	1	2	0	4	18
2/4	Georgia	23	4-6-.667	0-0-.000	7-8-.875	2-4-6	1	2	1	0	0	15
2/7	Auburn	24	0-1-.000	0-0-.000	0-0-.000	1-4-5	1	1	2	0	1	0
2/11	at LSU	33	3-7-.429	0-0-.000	2-2-1.000	2-2-4	0	0	0	0	1	8
2/15	Arkansas	28	2-5-.400	0-0-.000	3-3-1.000	1-4-5	2	1	2	0	0	7
2/18	at Missouri	30	3-3-1.000	0-0-.000	3-5-.600	1-2-3	0	0	2	0	0	9
2/21	Tennessee	20	0-2-.000	0-0-.000	2-2-1.000	2-1-3	4	0	0	0	1	2
2/25	at Mississippi State	29	4-6-.667	0-1-.000	3-4-.750	1-0-1	1	0	3	0	0	11
2/28	at Ole Miss	27	1-3-.333	0-0-.000	3-4-.750	3-2-5	1	1	0	0	1	5
3/4	Alabama	27	2-3-.667	0-0-.000	0-0-.000	1-1-2	2	0	2	0	0	4

CAREER STATISTICS - ALL GAMES

	GP-GS	Min	Avg	FG-A	Pct	3FG-A	Pct	FT-A	Pct	O-D-Tot	Avg	PF	FO	A	TO	Blk	Stl	Pts	Avg
2020-21	19-0	95	5.0	10-20	.500	0-1	.000	1-5	.200	13-13-26	1.4	5	0	3	5	6	3	21	1.1
2021-22	39-36	1043	26.7	160-285	.561	0-3	.000	109-159	.686	102-140-242	6.2	90	3	24	40	16	50	429	11.0
2022-23	31-27	833	26.9	108-202	.535	0-2	.000	74-102	.725	64-106-170	5.5	57	1	29	44	4	27	290	9.4
TOTAL	89-63	1971	22.1	278-507	.548	0-6	.000	184-266	.692	179-260-439	4.9	152	4	56	89	26	80	740	8.3

*Spent the 2020-21 season at Duke

2022-23 SEASON NOTES

Has appeared in all 31 games with 27 starts ... Registered a double-double after finishing with 13 points and 11 rebounds against ACU (11/11) ... Dished out a career-high six assists at DePaul (11/25) ... Poured in 23 points and five rebounds against SMU (11/30) ... Recorded a career-high 24 points against Northwestern State (12/27) ... Logged his second double-double of the season after tallying 10 points and 10 rebounds against Missouri (1/11) ... Registered his second consecutive double-double and third of the season after pouring in 12 points and 11 rebounds at South Carolina (1/14) ... Scored 12 points and collected six rebounds at Kentucky (1/21) ... Finished with a team-high 18 points and hauled in six rebounds against Vanderbilt (1/28) ... Tallied his fourth double-double with 18 points and a season-high 15 rebounds at Arkansas (1/31).

2021-22 SEASON NOTES

Appeared in 39 games making 26 starts ... Ranked second on the team in scoring at 11.0 points per game and tied for the team lead with 6.2 rebounds per game ... Scored a career-high 27 points in the season-opening win over North Florida (11/10) ... Registered five double-doubles, all of which came against SEC teams ... Poured in 22 points to go along with eight rebounds against Florida (3/10) in the SEC Tournament ... Helped the Aggies upset No. 5 Auburn in the SEC Tournament (3/11) with 16 points and 10 rebounds ... Hauled in a career-high 15 rebounds against South Carolina (1/29).

2020-21 SEASON NOTES AT DUKE

Appeared in 19 games as a freshman, including each of the final 11 contests of the season ... Shot 10-of-20 (.500) from the field and averaged 1.1 points with 1.4 rebounds per contest ... Provided a spark off the bench against North Carolina (2/6), scoring four points, dishing out two assists, grabbing two boards and blocking a shot in 13 minutes ... Scored four points on 2-of-2 from the field, collected two rebounds and had a blocked shot in five minutes in the win over No. 7 Virginia (2/20) ... Brought down a career-high five rebounds and added another blocked shot versus Syracuse (2/22) ... Contributed four points, five rebounds and two blocks off the bench in the ACC Tournament win over Boston College (3/9) ... Matched career highs of four points and five boards, while setting a career high in minutes (15) in the Boston College victory.





ANDRE GORDON

20

SENIOR • GUARD • 6-2 • 185
 SIDNEY, OHIO • SIDNEY HIGH SCHOOL
 MAJOR: UNIVERSITY STUDIES

20dre iamdrejr

SEASON HIGHS

CAREER HIGHS

PTS	6	2x, last vs SMU (11/30/22)	PTS	19	vs Missouri (1/16/21)
RBS	8	at Ole Miss (2/28/23)	RBS	8	at Ole Miss (2/28/23)
AST	3	6x, last vs Tennessee (2/21/23)	AST	5	4x, last vs Dallas Christian (12/27/21)
STL	3	vs Tennessee (2/21/23)	STL	4	3x, last vs Florida (2/15/21)
BLK	-		BLK	2	vs Arkansas (1/8/22)
3PM	2	2x, last vs SMU (11/30/22)	3PM	4	2x, last at LSU (1/26/22)
MIN	27	at Ole Miss (2/28/23)	MIN	42	vs ACU (11/12/21)

GAME-BY-GAME STATISTICS

		Min	FG-A-Pct	3FG-A-Pct	FT-A-Pct	O-D-Tot	PF	A	TO	Blk	Stl	Pts
11/7	ULM	12	1-4-.250	1-4-.250	0-0-.000	0-0-0	0	1	0	0	0	3
11/11	ACU	10	0-2-.000	0-1-.000	0-0-.000	0-2-2	2	1	2	0	0	0
11/17	vs Murray State	8	1-2-.500	0-1-.000	0-0-.000	0-0-0	2	0	0	0	0	2
11/18	vs Colorado	23	2-3-.667	2-2-1.000	0-0-.000	1-1-2	1	1	2	0	0	6
11/20	vs Loyola (Chicago)	20	1-3-.333	1-2-.500	0-0-.000	1-1-2	0	2	0	0	1	3
11/25	at DePaul	10	0-3-.000	0-2-.000	0-0-.000	0-1-1	1	2	0	0	1	0
11/30	SMU	16	2-4-.500	2-4-.500	0-0-.000	0-0-0	3	3	1	0	0	6
12/3	vs Boise State	11	0-0-.000	0-0-.000	0-0-.000	1-0-1	3	0	0	0	2	0
12/11	Oregon State	12	0-1-.000	0-1-.000	0-0-.000	0-3-3	0	3	0	0	1	0
12/17	at Memphis	14	0-0-.000	0-0-.000	0-0-.000	0-0-0	0	2	0	0	0	0
12/20	Wofford	17	2-6-.333	1-4-.250	0-0-.000	0-3-3	1	3	1	0	0	5
12/27	Northwestern State	16	0-0-.000	0-0-.000	0-0-.000	0-2-2	1	3	0	0	0	0
12/30	Prairie View A&M	21	0-5-.000	0-1-.000	0-0-.000	0-3-3	1	1	2	0	1	0
1/4	at Florida	20	0-2-.000	0-2-.000	1-2-.500	0-3-3	1	0	3	0	1	1
1/7	LSU	17	0-2-.000	0-1-.000	0-0-.000	0-2-2	0	3	0	0	0	0
1/11	Missouri	7	2-2-1.000	1-1-1.000	0-0-.000	0-0-0	0	1	1	0	0	5
1/14	at South Carolina	17	2-4-.500	1-1-1.000	0-0-.000	0-1-1	2	1	0	0	1	5
1/18	Florida	10	0-1-.000	0-1-.000	0-0-.000	0-0-0	1	1	0	0	1	0
1/21	at Kentucky	19	1-1-1.000	1-1-1.000	0-0-.000	0-2-2	0	1	0	0	1	3
1/25	at Auburn	22	1-4-.250	0-1-.000	2-3-.667	0-1-1	0	2	0	0	1	4
1/28	Vanderbilt	18	2-3-.667	0-0-.000	1-2-.500	0-2-2	0	1	0	0	0	5
1/31	at Arkansas	15	0-1-.000	0-0-.000	0-0-.000	0-2-2	1	0	1	0	0	0
2/4	Georgia	23	2-4-.500	0-1-.000	0-1-.000	0-1-1	2	2	3	0	1	4
2/7	Auburn	12	1-2-.500	1-2-.500	2-2-1.000	0-0-0	1	0	1	0	0	5
2/11	at LSU	15	1-2-.500	0-1-.000	0-0-.000	0-2-2	2	0	0	0	0	2
2/15	Arkansas	11	0-5-.000	0-1-.000	0-0-.000	0-0-0	1	0	0	0	0	0
2/18	at Missouri	16	0-2-.000	0-1-.000	0-0-.000	2-1-3	1	1	0	0	0	0
2/21	Tennessee	20	1-3-.333	1-2-.500	0-0-.000	1-0-1	0	3	1	0	3	3
2/25	at Mississippi State	11	1-3-.333	1-3-.333	0-0-.000	0-2-2	0	0	2	0	0	3
2/28	at Ole Miss	27	1-3-.333	0-1-.000	2-2-1.000	2-6-8	1	1	0	0	0	4
3/4	Alabama	13	0-0-.000	0-0-.000	0-0-.000	0-3-3	2	0	2	0	0	0

CAREER STATISTICS - ALL GAMES

	GP	GS	Min	Avg	FG-A	Pct	3FG-A	Pct	FT-A	Pct	O-D-Tot	Avg	PF	FO	A	TO	Blk	Stl	Pts	Avg	
2019-20	28	18	674	24.1	68	.343	22	.272	19	.731	6	52	25	0	44	53	1	24	177	6.3	
2020-21	18	18	501	27.8	55	.359	19	.62	30	.700	21	30	2.4	17	0	49	38	2	18	150	8.3
2021-22	39	23	797	20.4	77	.423	39	.375	18	.25	7	20	2.2	44	0	60	33	5	45	211	5.4
2022-23	31	6	483	15.6	24	.312	13	.42	30	.667	8	44	1.7	30	0	39	22	0	15	69	2.2
TOTAL	116	65	2455	21.2	224	.367	93	.289	32	.667	32	208	2.1	116	0	192	146	8	102	607	5.2

2022-23 SEASON NOTES

Has played in all 31 games with six starts ... Drained a pair of 3-pointers vs Colorado (11/18) and vs SMU (11/30) ... Swiped two steals against Boise State (12/3) ... Hauled in three rebounds four times ... Scored four points and handed out two assists at Auburn (1/25) ... Matched his season-high three assists and recorded a season-high three steals against Tennessee (2/21) ... Grabbed a career-high eight rebounds at Ole Miss (2/28).

2021-22 SEASON NOTES

Appeared in 39 games with 23 starts ... Averaged 5.4 points and 2.2 rebounds in 20.5 minutes per game ... Scored a season-high 18 points at LSU (1/26) ... Added 17 points and four assists in the win over Abilene Christian (11/12) ... Scored seven points and hauled in six rebounds in the win at Missouri (1/15).

2020-21 SEASON NOTES

Was the only Aggie to start in all 18 games ... Led the team in assists (49) and ranked fourth in scoring (8.3 ppg) ... Put up 15 points, shooting 3-of-5 from beyond the arc in the season-opening win over New Orleans ... Recorded career-highs in points (18) and assists (5) in the win over UTRGV ... Scored eight points and matched his season-high in steals with two at LSU ... Put up 10 points, including the game-winning jumper with 1.6 seconds remaining, and matched his season high with four rebounds in the win over Auburn ... Scored a career-high 19 points, shooting 3-of-3 from beyond the arc against Missouri ... Registered 10 points and dished out a team-high three assists in the win at Kansas State ... Grabbed a season-high five rebounds and matched his career high in assists with five against Mississippi State.

2019-20 SEASON NOTES

Played in 28 games, making 18 starts ... Registered nine points and three rebounds in his collegiate debut against Northwestern State ... Dropped 17 points against ULM as he earned his first career start ... Led the Aggies in scoring with 15 points while dishing out a season-high three assists against Arkansas.





TYRECE RADFORD 23

SENIOR • GUARD • 6-2 • 195

BATON ROUGE, LA. • MCKINLEY • VIRGINIA TECH

MAJOR: RECREATION & YOUTH DEVELOPMENT

tyreaceradford23 23oots

SEASON HIGHS

CAREER HIGHS

PTS	31	at DePaul (11/25/22)	PTS	31	at DePaul (11/25/22)
RBS	10	2x, last vs Northwestern St (12/27/22)	RBS	14	vs Alcorn (3/15/22)
AST	6	2x, last at Arkansas (1/31/23)	AST	6	3x, last at Arkansas (1/31/23)
STL	3	4x, last vs Alabama (3/4/23)	STL	4	at Wake Forest (1/14/20)
BLK	1	9x, last vs Arkansas (2/15/23)	BLK	2	6x, last vs South Carolina (1/19/22)
3PM	4	2x, last vs PVAMU (12/30/22)	3PM	5	vs Auburn (3/11/22)
MIN	38	vs Missouri (1/11/23)	MIN	50	vs Miami (2/19/20)

GAME-BY-GAME STATISTICS

		Min	FG-A-Pct	3FG-A-Pct	FT-A-Pct	O-D-Tot	PF	A	TO	Blk	Stl	Pts
11/7	ULM	15	0-1-.000	0-1-.000	0-0-.000	1-3-4	3	1	1	0	0	0
11/11	ACU	28	2-6-.333	0-2-.000	9-11-.818	2-6-8	0	1	3	0	0	13
11/17	vs Murray State	31	4-13-.308	1-6-.167	10-10-1.000	4-2-6	1	6	1	1	3	19
11/18	vs Colorado	20	0-5-.000	0-2-.000	4-4-1.000	0-1-1	0	2	1	0	0	4
11/20	vs Loyola (Chicago)	28	1-6-.167	0-4-.000	5-6-.833	1-0-1	3	1	2	1	3	7
11/25	at DePaul	33	8-11-.727	4-5-.800	11-13-.846	2-3-5	3	0	2	1	1	31
11/30	SMU	24	4-6-.667	1-2-.500	0-2-.000	3-3-6	2	1	2	1	0	9
12/3	vs Boise State	33	3-13-.231	1-6-.167	4-6-.667	3-2-5	3	3	2	0	2	11
12/11	Oregon State	34	3-11-.273	3-5-.600	3-4-.750	2-5-7	1	3	1	1	1	12
12/17	at Memphis	33	1-13-.077	1-5-.200	5-6-.833	3-7-10	3	2	3	0	0	8
12/20	Wofford	32	2-4-.500	0-2-.000	1-1-1.000	1-3-4	0	1	2	1	0	5
12/27	Northwestern State	36	8-10-.800	0-1-.000	5-5-1.000	4-6-10	2	2	3	0	0	21
12/30	Prairie View A&M	23	6-7-.857	4-4-1.000	4-4-1.000	1-0-1	1	1	0	0	0	20
1/4	at Florida	34	6-13-.462	1-2-.500	4-6-.667	0-3-3	2	1	3	0	2	17
1/7	LSU	32	6-10-.600	1-3-.333	1-2-.500	3-2-5	1	1	2	0	0	14
1/11	Missouri	38	4-9-.444	0-2-.000	8-12-.667	1-5-6	1	6	1	0	2	16
1/14	at South Carolina	24	2-9-.222	0-1-.000	0-0-.000	3-3-6	2	3	1	0	1	4
1/18	Florida	36	3-9-.333	0-3-.000	2-2-1.000	1-6-7	0	3	1	0	0	8
1/21	at Kentucky	24	7-11-.636	2-4-.500	6-6-1.000	1-3-4	2	1	2	0	0	22
1/25	at Auburn	37	8-17-.471	3-7-.429	11-12-.917	3-6-9	1	2	1	0	1	30
1/28	Vanderbilt	33	4-11-.364	2-7-.286	4-8-.500	0-4-4	1	2	1	1	0	14
1/31	at Arkansas	36	6-19-.316	2-4-.500	3-6-.500	6-1-7	3	6	1	0	0	17
2/4	Georgia	24	5-7-.714	3-4-.750	2-3-.667	2-5-7	0	3	0	0	1	15
2/7	Auburn	35	3-6-.500	1-2-.500	3-4-.750	1-3-4	0	3	3	0	2	10
2/11	at LSU	34	2-5-.400	0-1-.000	8-12-.667	2-4-6	2	2	4	1	0	12
2/15	Arkansas	32	4-11-.364	0-1-.000	4-5-.800	2-1-3	2	2	2	1	2	12
2/18	at Missouri	33	4-10-.400	2-7-.286	2-2-1.000	0-4-4	3	2	1	0	0	12
2/21	Tennessee	30	4-12-.333	1-5-.200	1-1-1.000	2-3-5	3	2	1	0	1	10
2/25	at Mississippi State	35	0-5-.000	0-2-.000	4-4-1.000	0-7-7	5	4	3	0	1	4
2/28	at Ole Miss	35	5-20-.250	3-10-.300	0-0-.000	1-6-7	1	4	2	0	3	13
3/4	Alabama	35	5-16-.313	1-5-.200	10-10-1.000	0-7-7	2	4	3	0	3	21

CAREER STATISTICS - ALL GAMES

	GP	GS	Min	Avg	FG-A	Pct	3FG-A	Pct	FT-A	Pct	O-D-Tot	Avg	PF	FO	A	TO	Blk	Stl	Pts	Avg
2019-20	32	29	847	26.5	134-222	.604	1-12	.083	56-81	.691	70-129-199	6.2	47	0	55	25	10	31	325	10.2
2020-21	18	18	583	32.4	82-149	.550	7-24	.292	49-64	.766	35-72-107	5.9	28	0	37	18	7	10	220	12.2
2021-22	40	40	1203	30.1	168-345	.487	47-117	.402	51-76	.671	91-158-249	6.2	54	1	57	52	12	46	434	10.9
2022-23	31	31	957	30.9	120-306	.392	37-115	.322	134-167	.802	55-114-169	5.5	53	1	75	55	9	29	411	13.3
TOTAL	121	118	3588	29.7	504-1022	.493	92-268	.343	290-388	.747	251-473-724	6.0	182	2	224	150	38	116	1390	11.5

*Spent the 2019-21 seasons at Virginia Tech

2022-23 SEASON NOTES

Has started in all 31 games ... Poured in a career-high 31 points at DePaul (11/25) ... Collected 10 rebounds to go along with eight points at Memphis (12/17) ... Registered a double-double against Northwestern State after finishing with 21 points and 10 rebounds (12/27) ... Drained a season-high four 3-pointers against Prairie View A&M (12/30) ... Dished out a career-high six assists and finished with 16 points against Missouri (1/11) ... Poured in a team-high 22 points at Kentucky (1/21) ... Recorded a team-high 30 points and hauled in nine rebounds at Auburn (1/25) ... Finished with 14 points and four rebounds against Vanderbilt (1/28) ... Poured in 17 points, dished out a team-high six assists and collected seven rebounds at Arkansas (1/31) ... Registered 15 points and seven rebounds against Georgia (2/4) ... Recorded 21 points and seven rebounds against Alabama (3/4).

2021-22 SEASON NOTES

Started in all 40 games and tied for the team lead in rebounding at 6.2 per game ... Averaged 10.9 points per game, which ranked third on the team ... Scored in double figures in 26 games ... Registered a double-double in the win over Alcorn (3/15) in the first round of the NIT with 14 points and 14 rebounds ... Scored a season-high 22 points to go along with eight rebounds in the upset-victory at No. 25 Alabama (3/2) ... Hauled in 11 rebounds and scored eight points in the win over Oregon (3/19) ... Added 11 rebounds and nine points at Arkansas (1/22).

2020-21 SEASON NOTES AT VIRGINIA TECH

Played in 18 games, drawing 18 starts ... Dropped 18 points against seventh-seeded Florida (3/19) in the first round of the NCAA Tournament, while posting four rebounds and two assists.

2019-20 SEASON NOTES AT VIRGINIA TECH

Played in all 32 games, drawing 29 starts ... Finished with the 17th-best offensive efficiency rating (no minimum usage rate) in the nation at 126.1, according to KenPom ... Was one of only two ACC players and one of seven high-majors to finish the season averaging more than 10 points, six rebounds and shooting over 60 percent.

2018-19 SEASON NOTES AT VIRGINIA TECH

Redshirted.





JAVONTE BROWN 31

SOPHOMORE • FORWARD • 7-0 • 255

TORONTO, ONTARIO • THORNLEA SECONDARY SCHOOL • UCONN

MAJOR: UNIVERSITY STUDIES

[lanxxjay](#) [javontebxrwn](#)

SEASON HIGHS

CAREER HIGHS

PTS	4	2x, last vs PVAMU (12/30/22)	PTS	6	2x, last vs Florida (2/15/22)
RBS	6	vs ULM (11/7/22)	RBS	7	vs Florida (2/15/22)
AST	1	vs ULM (11/7/22)	AST	2	3x, last vs Dallas Christian (12/27/21)
STL	-	-	STL	2	vs Notre Dame (11/24/21)
BLK	1	2x, last vs SMU (11/30/2022)	BLK	2	2x, last vs Wisconsin (11/22/21)
3PM	-	-	3PM	-	-
MIN	7	vs ULM (11/7/22)	MIN	20	vs Florida (2/15/22)

GAME-BY-GAME STATISTICS

		Min	FG-A-Pct	3FG-A-Pct	FT-A-Pct	O-D-Tot	PF	A	TO	Blk	Stl	Pts
11/7	ULM	7	2-4-.500	0-0-.000	0-0-.000	2-4-6	0	1	1	1	0	4
11/11	ACU	DNP										
11/17	vs Murray State	DNP										
11/18	vs Colorado	3	0-0-.000	0-0-.000	0-0-.000	0-0-0	1	0	0	0	0	0
11/20	vs Loyola (Chicago)	DNP										
11/25	at DePaul	DNP										
11/30	SMU	1	0-0-.000	0-0-.000	0-0-.000	0-0-0	0	0	0	1	0	0
12/3	vs Boise State	DNP										
12/11	Oregon State	DNP										
12/17	at Memphis	DNP										
12/20	Wofford	DNP										
12/27	Northwestern State	DNP										
12/30	Prairie View A&M	3	2-2-1.00	0-0-.000	0-0-.000	1-1-2	0	0	0	0	0	4
1/4	at Florida	DNP										
1/7	LSU	DNP										
1/11	Missouri	DNP										
1/14	at South Carolina	4	1-30-.333	0-00-.000	0-00-.000	2-0-2	0	0	0	0	0	2
1/18	Florida	DNP										
1/21	at Kentucky	DNP										
1/25	at Auburn	DNP										
1/28	Vanderbilt	DNP										
1/31	at Arkansas	DNP										
2/4	Georgia	2	0-0-.000	0-0-.000	0-0-.000	0-0-0	2	0	0	0	0	0
2/7	Auburn	DNP										
2/11	at LSU	DNP										
2/15	Arkansas	DNP										
2/18	at Missouri	DNP										
2/21	Tennessee	DNP										
2/25	at Mississippi State	DNP										
2/28	at Ole Miss	DNP										
3/4	Alabama	DNP										

CAREER STATISTICS - ALL GAMES

	GP-GS	Min	Avg	FG-A	Pct	3FG-A	Pct	FT-A	Pct	O-D-Tot	Avg	PF	FO	A	TO	Blk	Stl	Pts	Avg
2020-21	2-0	5	2.3	2-2	1.00	0-0	.000	0-0	.000	1-1-2	1.0	1	0	0	0	0	0	4	2.0
2021-22	31-11	223	7.2	17-32	.531	0-0	.000	13-31	.419	22-29-51	1.6	31	1	11	9	9	5	47	1.5
2022-23	6-0	20	3.3	5-9	.556	0-0	.000	0-0	.000	5-5-10	1.7	3	0	1	1	2	0	10	1.7
TOTAL	39-11	248	6.4	24-43	.558	0-0	.000	13-31	.419	28-35-63	1.6	35	1	12	10	11	5	61	1.6

*Spent the 2020-21 at UConn

2022-23 SEASON NOTES

Has seen action in six games ... Hauled in six rebounds and had an assist against ULM (11/7) ... Scored four points against ULM (11/7) and Prairie View A&M (12/30).

2021-22 SEASON NOTES

Appeared in 31 games making 11 starts ... Averaged 1.5 points and 1.6 rebounds per game ... Had a career game in the win over Florida (2/15) with six points and seven rebounds ... Added six points and six rebounds against New Orleans (11/30).

2020-21 SEASON NOTES AT UCONN

Appeared in two games for the Huskies, recording four points and two rebounds in five minutes of action ... Transferred to Texas A&M in January of 2021 and had to sit out the rest of the season.





JULIUS MARBLE

34

JUNIOR • FORWARD • 6-9 • 245

DALLAS, TEXAS • DALLAS JESUIT • MICHIGAN STATE

MAJOR: GEOLOGY

[@julius_marble](#) [@jujizu_](#)

SEASON HIGHS

CAREER HIGHS

PTS	21	vs Tennessee (2/21/23)	PTS	21	vs Tennessee (2/21/23)
RBS	9	2x, last vs Tennessee (2/21/23)	RBS	10	vs Illinois (2/19/22)
AST	2	2x, last vs Arkansas (2/15/23)	AST	2	3x, last vs Arkansas (2/15/23)
STL	2	vs SMU (11/30/22)	STL	2	2x, last vs SMU (11/30/22)
BLK	2	3x, last vs Alabama (3/4/23)	BLK	2	6x, last vs Alabama (3/4/23)
3PM	-	-	3PM	1	at Rutgers (1/28/21)
MIN	37	vs Florida (1/18/23)	MIN	37	vs Florida (1/18/23)

GAME-BY-GAME STATISTICS

		Min	FG-A-Pct	3FG-A-Pct	FT-A-Pct	O-D-Tot	PF	A	TO	Blk	Stl	Pts
11/7	ULM	17	3-6-.500	0-0-.000	0-0-.000	0-2-2	4	2	2	0	0	6
11/11	ACU	13	2-4-.500	0-1-.000	0-0-.000	0-1-1	0	0	1	1	0	4
11/17	vs Murray State	22	5-10-.500	0-0-.000	1-5-.200	5-1-6	4	1	0	0	1	11
11/18	vs Colorado	21	6-9-.667	0-1-.000	0-3-.000	2-3-5	4	0	0	0	1	12
11/20	vs Loyola (Chicago)	21	5-7-.714	0-0-.000	1-3-.333	2-3-5	3	0	1	0	0	11
11/25	at DePaul	16	1-2-.500	0-0-.000	1-2-.500	0-3-3	3	0	0	0	0	3
11/30	SMU	18	5-7-.714	0-0-.000	0-0-.000	1-3-4	2	0	2	1	2	10
12/3	vs Boise State	13	1-2-.500	0-1-.000	1-2-.500	2-3-5	2	1	0	0	0	3
12/11	Oregon State	21	4-6-.667	0-1-.000	3-5-.600	2-5-7	0	1	2	0	0	11
12/17	at Memphis	24	6-6-1.000	0-0-.000	4-6-.667	1-4-5	1	1	3	0	1	16
12/20	Wofford	19	1-3-.333	0-0-.000	2-2-1.000	0-3-3	2	0	1	0	1	4
12/27	Northwestern State	18	1-4-.250	0-0-.000	0-2-.000	0-3-3	1	0	0	0	1	2
12/30	Prairie View A&M	18	3-6-.500	0-0-.000	1-2-.500	1-4-5	1	0	2	0	0	7
1/4	at Florida	30	8-14-.571	0-1-.000	1-4-.250	3-3-6	3	1	1	0	1	17
1/7	LSU	30	7-12-.583	0-1-.000	3-5-.600	3-6-9	3	0	1	1	0	17
1/11	Missouri	23	3-6-.500	0-0-.000	5-6-.833	1-4-5	2	0	2	1	1	11
1/14	at South Carolina	17	4-8-.500	0-1-.000	6-7-.857	0-0-0	3	0	1	2	1	14
1/18	Florida	37	9-18-.500	0-0-.000	1-1-1.000	1-0-1	3	0	2	1	0	19
1/21	at Kentucky	27	4-7-.571	0-0-.000	4-4-1.000	0-1-1	5	1	1	0	0	12
1/25	at Auburn	23	4-7-.571	0-0-.000	1-2-.500	1-2-3	3	0	2	0	1	9
1/28	Vanderbilt	16	1-1-1.000	0-0-.000	4-6-.667	2-3-5	5	0	1	0	0	6
1/31	at Arkansas	22	3-9-.333	0-0-.000	2-6-.333	4-3-7	4	1	0	2	1	8
2/4	Georgia	19	3-5-.600	0-0-.000	1-2-.500	2-3-5	1	0	0	0	0	7
2/7	Auburn	25	8-13-.615	0-0-.000	4-9-.444	5-2-7	3	0	3	0	0	20
2/11	at LSU	14	0-2-.000	0-0-.000	0-0-.000	0-2-2	3	0	0	0	0	0
2/15	Arkansas	21	0-3-.000	0-0-.000	4-4-1.000	0-2-2	3	2	1	0	0	4
2/18	at Missouri	22	3-8-.375	0-0-.000	1-1-1.000	2-6-8	3	0	1	0	0	7
2/21	Tennessee	34	6-10-.600	0-0-.000	9-13-.692	2-7-9	3	0	4	0	0	21
2/25	at Mississippi State	20	1-4-.250	0-0-.000	1-3-.333	1-0-1	3	0	1	0	0	3
2/28	at Ole Miss	18	5-8-.625	0-0-.000	0-2-.000	4-1-5	3	0	0	1	0	10
3/4	Alabama	16	1-5-.200	0-0-.000	0-0-.000	0-0-0	2	1	0	2	0	2

CAREER STATISTICS - ALL GAMES

	GP	GS	Min	Avg	FG-A	Pct	3FG-A	Pct	FT-A	Pct	O-D-Tot	Avg	PF	FO	A	TO	Blk	Stl	Pts	Avg
2019-20	27	0	150	5.6	18-32	.563	0-1	.000	11-18	.611	12-29-41	1.5	20	0	3	7	2	1	47	1.7
2020-21	27	9	252	9.3	41-71	.577	1-1	1.00	26-38	.684	19-38-57	2.1	60	1	2	19	4	3	109	4.0
2022-23	36	4	520	14.4	90-152	.592	0-1	.000	49-64	.766	30-90-120	3.3	85	3	9	41	19	12	229	6.4
2022-23	31	26	655	21.1	113-212	.533	0-7	.000	61-107	.570	47-83-130	4.2	82	2	12	35	12	12	287	9.3
TOTAL	121	39	1578	13.0	262-467	.561	1-10	.100	147-227	.648	109-240-349	2.9	247	6	26	102	37	28	672	5.6

*Spent the 2019-22 seasons at Michigan State

2022-23 SEASON NOTES

Has appeared in all 31 games with 26 starts ... Scored in double figures in each game at the Myrtle Beach Invitational (11/17-20) ... Swatted two steals and added in 10 points against SMU (11/30) ... Poured in 16 points at Memphis (12/17) ... Recorded 17 points and six rebounds at Florida (1/4) ... Tallied his second straight 17-point performance and collected a season-high nine rebounds against LSU (1/7) ... Logged 11 points and five rebounds against Missouri (1/11) ... Swatted a career-high two blocks and scored 14 points at South Carolina (1/14) ... Registered 19 points against Florida (1/18) ... Finished with 12 points at Kentucky (1/21) ... Poured in 20 points with seven rebounds against Auburn (2/7) ... Recorded a career-high 21 points and matched his season high in rebounds with nine against Tennessee (2/21).

2021-22 SEASON NOTES AT MICHIGAN STATE

Appeared in all 36 games making four starts ... Averaged 6.4 points and 3.4 rebounds ... Accumulated 19 blocks and 12 steals ... Scored a career-high 18 points on 7-of-7 shooting from floor ... Poured in 13 points and added seven rebounds against Kansas (11/9) ... Hauled in a career-high eight rebounds and scored eight points versus Illinois (2/19) ... Was 6-of-7 from the field and scored 14 points and grabbed eight rebounds at Penn State (2/15).

2020-21 SEASON NOTES AT MICHIGAN STATE

Appeared in 27 games, starting the final nine games of the season ... Finished the season averaging 4.0 points and 2.1 rebounds per game ... Shot 57.7 percent from the floor (41-of-71) ... Connected on 68.4 percent of his free throws (26-of-38) ... Averaged 9.3 minutes per game ... Had a career-high 12 points, connecting on all five of his shots from the floor and a pair of free throws, in a win at Duke (12/1) ... Scored a Big Ten career-high 10 points and had three rebounds at Purdue (2/16) ... Grabbed a career-high five rebounds three times, against Detroit Mercy (12/4), at Ohio State (1/31) and versus Penn State (2/9).

2019-20 SEASON NOTES AT MICHIGAN STATE

Appeared in 27 games ... Finished the season averaging 1.7 points and 1.5 rebounds in 5.6 minutes per game ... In Big Ten games, averaged 0.9 points and 1.4 rebounds in 5.1 minutes ... Played a career-high 11 minutes against Charleston Southern (11/18) ... Scored a career-high nine points twice, first against Charleston Southern (11/18) and matched that against Eastern Michigan (12/21) ... Grabbed a career-high four rebounds against Minnesota (1/9).





MANNY OBASEKI 35

SOPHOMORE • GUARD • 6-4 • 189

ALLEN, TEXAS • JOHN PAUL II

MAJOR: BUSINESS ADMINISTRATION

mannyobaseki aisoxxa

SEASON HIGHS

CAREER HIGHS

PTS	14	at Memphis (12/17/22)	PTS	19	vs Northwestern State (12/21/21)
RBS	5	vs Murray State (11/17/22)	RBS	9	vs Northwestern State (12/21/21)
AST	3	4x, last vs PVAMU (12/30/22)	AST	4	vs Georgia (2/22/22)
STL	2	vs Oregon State (12/11/22)	STL	2	4x, last vs Oregon State (12/11/22)
BLK	1	3x, last vs Alabama (3/4/23)	BLK	2	vs Auburn (3/11/22)
3PM	2	at Memphis (12/17/22)	3PM	2	3x, last at Memphis (12/17/22)
MIN	28	vs Murray State (11/17/22)	MIN	30	vs Washington State (3/29/22)

GAME-BY-GAME STATISTICS

		Min	FG-A-Pct	3FG-A-Pct	FT-A-Pct	O-D-Tot	PF	A	TO	Blk	Stl	Pts
11/7	ULM	14	4-6-.667	1-1-1.000	1-2-.500	0-3-3	2	1	1	0	1	10
11/11	ACU	12	1-3-.333	0-1-.000	2-2-1.000	0-0-0	3	1	3	0	0	4
11/17	vs Murray State	28	5-9-.556	1-2-.500	1-2-.500	1-4-5	3	1	2	0	0	12
11/18	vs Colorado	9	0-5-.000	0-0-.000	2-2-1.000	1-0-1	0	0	0	0	0	2
11/20	vs Loyola (Chicago)	14	0-3-.000	0-1-.000	0-0-.000	0-1-1	2	1	1	0	0	0
11/25	at DePaul	26	1-4-.250	0-0-.000	4-4-1.000	0-1-1	2	3	2	1	1	6
11/30	SMU	18	2-4-.500	0-0-.000	3-4-.750	0-1-1	5	3	2	0	1	7
12/3	vs Boise State	17	4-6-.667	0-0-.000	0-0-.000	0-2-2	4	0	2	0	0	8
12/11	Oregon State	24	5-8-.625	0-0-.000	1-2-.500	1-0-1	0	0	2	0	2	11
12/17	at Memphis	25	5-9-.556	2-4-.500	2-2-1.000	0-3-3	2	3	4	0	1	14
12/20	Wofford	10	2-6-.333	0-0-.000	1-2-.500	0-1-1	0	0	1	0	1	5
12/27	Northwestern State	3	0-0-.000	0-0-.000	0-0-.000	0-0-0	0	0	0	0	0	0
12/30	Prairie View A&M	22	3-6-.500	1-3-.333	6-6-1.000	0-2-2	4	3	6	1	0	13
1/4	at Florida	14	1-3-.333	0-0-.000	2-4-.500	0-3-3	0	2	0	0	0	4
1/7	LSU	DNP										
1/11	Missouri	DNP										
1/14	at South Carolina	DNP										
1/18	Florida	DNP										
1/21	at Kentucky	DNP										
1/25	at Auburn	DNP										
1/28	Vanderbilt	DNP										
1/31	at Arkansas	DNP										
2/4	Georgia	DNP										
2/7	Auburn	DNP										
2/11	at LSU	DNP										
2/15	Arkansas	DNP										
2/18	at Missouri	DNP										
2/21	Tennessee	DNP										
2/25	at Mississippi State	DNP										
2/28	at Ole Miss	11	2-4-.500	0-1-.000	0-0-.000	0-1-1	0	1	0	0	0	4
3/4	Alabama	4	0-2-.000	0-0-.000	0-0-.000	0-0-0	0	0	0	1	0	0

CAREER STATISTICS - ALL GAMES

	GP	GS	Min	Avg	FG-A	Pct	3FG-A	Pct	FT-A	Pct	O-D-Tot	Avg	PF	FO	A	TO	Blk	Stl	Pts	Avg
2021-22	38	17	497	13.1	48-136	.353	7-29	.241	32-54	.593	21-48-69	1.8	43	1	28	24	11	18	135	3.6
2022-23	16	0	252	15.8	35-78	.449	5-13	.385	25-32	.781	3-22-25	1.6	27	1	19	26	3	7	100	6.3
TOTAL	54	17	747	13.8	83-214	.388	12-42	.286	57-86	.663	24-70-94	1.7	70	2	47	50	14	25	235	4.4

2022-23 SEASON NOTES

Has played in 16 games ... Averages 6.3 points off the bench ... Collected a season-high five rebounds against Murray State (11/17) ... Scored a season-high 14 points at Memphis, while draining a career-high two 3-pointers (12/17) ... Recorded two steals against Oregon State (12/11) ... Scored four points at Ole Miss after missing 15 games due to injury (2/28).

2021-22 SEASON NOTES

Played in 38 games with 17 starts ... Averaged 3.6 points and 1.8 rebounds ... Registered season highs in points (19) and rebounds (9) in the win over Northwestern State (12/21) ... Tallied 19 points in the win over Georgia (2/22) ... Poured in 14 points against Washington State (3/29) in the NIT semifinal ... Added 11 points and seven rebounds against Oregon (3/19) in the second round of the NIT.



— RADIO-TV ROSTER —
TEXAS A&M BASKETBALL



DEXTER DENNIS **0**
 G | 6-5 | 210 | GR.-TR
 BAKER, LA.



KHALEN ROBINSON **1**
 G | 6-0 | 180 | JR.-TR
 LITTLE ROCK, ARK.



HAYDEN HEFNER **2**
 G | 6-6 | 185 | JR.-2L
 NEDERLAND, TEXAS



ERIK PRATT **3**
 G | 6-5 | 185 | JR.-TR
 LAKE WORTH, FLA.



WADE TAYLOR IV **4**
 G | 6-0 | 185 | SO.-1L
 DALLAS, TEXAS



JORDAN WILLIAMS **5**
 G | 6-3 | 215 | FR.-HS
 HOUSTON, TEXAS



ETHAN HENDERSON **10**
 F | 6-8 | 205 | 5TH YEAR-1L
 LITTLE ROCK, ARK.



ANDERSSON GARCIA **11**
 F | 6-7 | 210 | JR.-TR
 MOCA, DOMINICAN REPUBLIC



SOLOMON WASHINGTON **13**
 F | 6-7 | 225 | FR.-HS
 NEW ORLEANS, LA.



HENRY COLEMAN III **15**
 F | 6-8 | 245 | JR.-1L
 RICHMOND, VA.



ANDRE GORDON **20**
 G | 6-2 | 185 | SR.-3L
 SIDNEY, OHIO



DAVIN WATKINS **22**
 G | 6-1 | 193 | SO.-1L
 NOLENSVILLE, TENN.



TYRECE RADFORD **23**
 G | 6-2 | 195 | SR.-1L
 BATON ROUGE, LA.



JAELYN LEE **24**
 G | 6-6 | 195 | FR.-HS
 PARIS, TEXAS



JAVONTE BROWN **31**
 F | 7-0 | 255 | SO.-1L
 TORONTO, ONTARIO



ASHTON SMITH **32**
 F | 6-9 | 270 | FR.-RS
 SPRING, TEXAS



JULIUS MARBLE **34**
 F | 6-9 | 245 | JR.-TR
 DALLAS, TEXAS



MANNY OBASEKI **35**
 G | 6-4 | 189 | SO.-1L
 ALLEN, TEXAS

PRONUNCIATION GUIDE

Manny Obaseki oh-bass-uh-key
 Khalen Robinson KAH-lin (but use KK)
 Tyrece Radford tie-reee
 Davin Watkins (rhymes with Gavin)



SOUTHEASTERN CONFERENCE

2022-23 MEN'S BASKETBALL TOURNAMENT

March 8-12, 2023 • Bridgestone Arena • Nashville, TN

