



Official Basketball Box Score - Final
Vanderbilt at South Carolina
 02/14/23 Colonial Life Arena, Columbia
 2022-23 Men's Basketball

Game Time: 6:30 PM
 Game Duration: 1:58
 Attendance: 8,906

Officials: Wil Howard, Keith Kimble, Courtney Greene

Vanderbilt - 75

Record: 14-12 (7-6)

| NO. | Name | Min | FG | | | Rebounds | | | Fouls | | TP | AS | TO | ST | Blocks | | +/- |
|---------------|-----------------------|---------|-------|-------|-------|----------|----|-----|-------|----|----|----|----|----|--------|----|-----|
| | | | M-A | M-A | M-A | OR | DR | TOT | PF | FD | | | | | BS | BA | |
| 10 | Myles Stute | F 26:36 | 3-10 | 3-10 | 1-2 | 2 | 3 | 5 | 4 | 1 | 10 | 2 | 2 | 0 | 0 | 0 | 11 |
| 21 | Liam Robbins | C 29:43 | 8-14 | 3-3 | 5-10 | 5 | 3 | 8 | 2 | 7 | 24 | 0 | 0 | 0 | 2 | 0 | 16 |
| 0 | Tyrin Lawrence | G 30:29 | 4-11 | 1-6 | 2-3 | 1 | 6 | 7 | 1 | 3 | 11 | 2 | 0 | 1 | 0 | 0 | 13 |
| 5 | Ezra Manjon | G 31:11 | 5-9 | 0-3 | 5-6 | 1 | 3 | 4 | 0 | 5 | 15 | 6 | 1 | 0 | 0 | 0 | 13 |
| 12 | Trey Thomas | G 24:16 | 2-7 | 2-7 | 0-0 | 2 | 3 | 5 | 1 | 0 | 6 | 1 | 1 | 0 | 0 | 0 | 18 |
| 3 | Paul Lewis | 10:25 | 1-3 | 1-2 | 0-0 | 0 | 1 | 1 | 0 | 0 | 3 | 1 | 0 | 1 | 0 | 0 | 1 |
| 4 | Jordan Wright | 19:52 | 0-5 | 0-4 | 2-2 | 1 | 7 | 8 | 2 | 1 | 2 | 1 | 2 | 2 | 0 | 1 | 1 |
| 42 | Quentin Millora-Brown | 10:17 | 1-2 | 0-0 | 0-0 | 3 | 1 | 4 | 1 | 0 | 2 | 1 | 0 | 0 | 0 | 0 | -5 |
| 1 | Colin Smith | 14:42 | 0-2 | 0-2 | 0-0 | 3 | 0 | 3 | 1 | 1 | 0 | 0 | 1 | 0 | 0 | 0 | -6 |
| 2 | Noah Shelby | 02:29 | 1-2 | 0-0 | 0-0 | 0 | 0 | 0 | 1 | 0 | 2 | 0 | 1 | 0 | 0 | 0 | -7 |
| Team | | | | | | 1 | 2 | 3 | | | 0 | | 1 | | | | |
| Totals | | | 25-65 | 10-37 | 15-23 | 19 | 29 | 48 | 13 | 18 | 75 | 14 | 9 | 4 | 2 | 1 | 11 |

| Shooting By Period | | |
|---------------------|-------|-------|
| 1 st FG% | 14-40 | 35.0% |
| 3PT% | 7-28 | 25.0% |
| FT% | 3-4 | 75% |
| 2 nd FG% | 11-25 | 44.0% |
| 3PT% | 3-9 | 33.3% |
| FT% | 12-19 | 63.2% |
| GM FG% | 25-65 | 38.5% |
| 3PT% | 10-37 | 27.0% |
| FT% | 15-23 | 65.2% |

Dead Ball Rebounds: 5, 0

Technical Fouls::NONE

South Carolina - 64

Record: 9-17 (2-11)

| NO. | Name | Min | FG | | | Rebounds | | | Fouls | | TP | AS | TO | ST | Blocks | | +/- |
|---------------|--------------------------|---------|-------|------|-------|----------|----|-----|-------|----|----|----|----|----|--------|----|-----|
| | | | M-A | M-A | M-A | OR | DR | TOT | PF | FD | | | | | BS | BA | |
| 10 | Hayden Brown | F 31:49 | 5-12 | 0-4 | 1-1 | 4 | 3 | 7 | 5 | 3 | 11 | 2 | 4 | 1 | 0 | 0 | 5 |
| 33 | Josh Gray | C 23:39 | 1-2 | 0-0 | 0-2 | 1 | 11 | 12 | 4 | 1 | 2 | 0 | 1 | 0 | 0 | 0 | 6 |
| 1 | Jacobi Wright | G 33:05 | 1-6 | 0-1 | 3-4 | 0 | 2 | 2 | 3 | 3 | 5 | 3 | 1 | 0 | 0 | 0 | -2 |
| 2 | Chico Carter, Jr. | G 34:37 | 4-10 | 3-5 | 4-4 | 0 | 2 | 2 | 2 | 2 | 15 | 0 | 1 | 0 | 0 | 2 | -2 |
| 5 | Meechie Johnson | G 33:57 | 5-14 | 3-7 | 6-6 | 1 | 2 | 3 | 1 | 3 | 19 | 3 | 2 | 0 | 0 | 0 | -11 |
| 23 | Gregory "GG" Jackson II | 15:57 | 1-7 | 0-6 | 0-0 | 0 | 1 | 1 | 0 | 0 | 2 | 0 | 0 | 0 | 0 | 0 | -31 |
| 31 | Benjamin Bosmans-Verdonk | 08:13 | 0-0 | 0-0 | 0-0 | 1 | 0 | 1 | 1 | 0 | 0 | 0 | 0 | 0 | 0 | 0 | -23 |
| 12 | Zachary Davis | 13:11 | 1-2 | 1-2 | 0-0 | 0 | 2 | 2 | 1 | 0 | 3 | 1 | 0 | 1 | 1 | 0 | 0 |
| 30 | Daniel Hankins-Sanford | 05:32 | 3-5 | 0-2 | 1-1 | 1 | 0 | 1 | 1 | 1 | 7 | 0 | 0 | 0 | 0 | 0 | 3 |
| Team | | | | | | 2 | 1 | 3 | | | 0 | | 1 | | | | |
| Totals | | | 21-58 | 7-27 | 15-18 | 10 | 24 | 34 | 18 | 13 | 64 | 9 | 10 | 2 | 1 | 2 | -11 |

| Shooting By Period | | |
|---------------------|-------|-------|
| 1 st FG% | 8-28 | 28.6% |
| 3PT% | 2-14 | 14.3% |
| FT% | 0-0 | 0% |
| 2 nd FG% | 13-30 | 43.3% |
| 3PT% | 5-13 | 38.5% |
| FT% | 15-18 | 83.3% |
| GM FG% | 21-58 | 36.2% |
| 3PT% | 7-27 | 25.9% |
| FT% | 15-18 | 83.3% |

Dead Ball Rebounds: 1, 0

Technical Fouls::NONE

| | VAN | USC |
|------------------|----------------------------|---------------------------|
| Biggest lead | 22 (2 nd 19:29) | 2 (1 st 18:09) |
| Best Scoring Run | 15 (1 st 12:51) | 8 (2 nd 17:15) |
| Lead Changes | 1 | |
| Times Tied | 0 | |
| Time with Lead | 37:30 | 00:39 |

| | VAN | USC |
|---------------|-----|-----|
| Points from | | |
| Turnovers | 13 | 14 |
| Paint | 22 | 24 |
| Second Chance | 22 | 11 |
| Fast Breaks | 4 | 5 |
| Bench | 9 | 12 |

| | Period by Period Scoring | | |
|-----|--------------------------|-----|-----|
| | 1st | 2nd | TOT |
| VAN | 38 | 37 | 75 |
| USC | 18 | 46 | 64 |



Vanderbilt at South Carolina

02/14/23 Colonial Life Arena, Columbia
2022-23 Men's Basketball

Game Time: 6:30 PM
Game Duration: 1:58
Attendance: 8,906

Officials: Wil Howard, Keith Kimble, Courtney Greene

Period 1

Quarter Starters:

| | | | | | |
|------------|--------------|-----------------|-------------|-------------|--------------|
| USC | 1 Wright J | 2 Carter, Jr. C | 5 Johnson M | 10 Brown H | 33 Gray J |
| VAN | 0 Lawrence T | 5 Manjon E | 10 Stute M | 12 Thomas T | 21 Robbins L |

| Game Time | USC | Score | Diff | VAN |
|-----------|---|-------------|-----------|---|
| 20:00 | 33 GRAY J jumpball won | | | 21 ROBBINS L jumpball lost |
| 19:45 | 10 BROWN H 3pt FG , pull up jump shot missed | | | |
| 19:42 | | | | 21 ROBBINS L defensive rebound (1) |
| 19:17 | | | | 10 STUTE M 3pt FG , pull up jump shot missed |
| 19:15 | 5 JOHNSON M defensive rebound (1) | | | |
| 19:07 | 1 WRIGHT J 2pt FG in the paint, floating jump shot missed | | | |
| 19:03 | | | | 12 THOMAS T defensive rebound (1) |
| 18:48 | | | | 10 STUTE M 3pt FG , jump shot missed |
| 18:42 | | | | 12 THOMAS T offensive rebound (2) |
| 18:24 | | | | 12 THOMAS T 3pt FG second chance, jump shot missed |
| 18:22 | | | | offensive dead ball rebound (1) |
| 18:22 | | | | turnover shot clock (1) |
| 18:09 | 1 WRIGHT J 2pt FG from turnover outside the paint, pull up jump shot made (2) | 2-0 | 2 | |
| 17:47 | | | | 12 THOMAS T 3pt FG , pull up jump shot missed |
| 17:45 | | | | 21 ROBBINS L offensive rebound (2) |
| 17:45 | 10 BROWN H foul personal (1 - 1) | | | 21 ROBBINS L foul drawn (1) |
| 17:36 | | | | 0 LAWRENCE T 2pt FG second chance outside the paint, step back jump shot missed |
| 17:33 | | | | 10 STUTE M offensive rebound (1) |
| 17:30 | | 2-3 | -1 | 21 ROBBINS L 3pt FG second chance, jump shot made (3) |
| 17:30 | | | | 10 STUTE M assist (1) |
| 17:02 | 10 BROWN H 2pt FG in the paint, hook shot missed | | | |
| 16:59 | | | | 21 ROBBINS L defensive rebound (3) |
| 16:34 | | | | 5 MANJON E 3pt FG , step back jump shot missed |
| 16:30 | 33 GRAY J defensive rebound (1) | | | |
| 16:16 | 1 WRIGHT J turnover travel (1) | | | |
| 16:16 | 1 WRIGHT J substitution out | | | |
| 16:16 | 33 GRAY J substitution out | | | |
| 16:16 | 23 JACKSON II G substitution in | | | |
| 16:16 | 31 BOSMANS-VERDONK B substitution in | | | |
| 16:03 | | 2-6 | -4 | 10 STUTE M 3pt FG from turnover, jump shot made (3) |
| 15:38 | 10 BROWN H turnover bad pass (1) | | | 0 LAWRENCE T steal (1) |
| 15:32 | | 2-9 | -7 | 12 THOMAS T 3pt FG fast break from turnover, pull up jump shot made (3) |
| 15:32 | | | | 0 LAWRENCE T assist (1) |
| 15:25 | Timeout media | | | |
| 15:07 | 5 JOHNSON M 3pt FG , pull up jump shot missed | | | |
| 15:03 | | | | 12 THOMAS T defensive rebound (3) |
| 14:48 | | | | 10 STUTE M 3pt FG , jump shot missed |
| 14:45 | 5 JOHNSON M defensive rebound (2) | | | |
| 14:36 | 10 BROWN H 3pt FG , jump shot missed | | | |
| 14:33 | | | | 0 LAWRENCE T defensive rebound (1) |
| 14:21 | | 2-11 | -9 | 5 MANJON E 2pt FG in the paint, driving layup made (2) |



Vanderbilt at South Carolina

02/14/23 Colonial Life Arena, Columbia
2022-23 Men's Basketball

Game Time: 6:30 PM
Game Duration: 1:58
Attendance: 8,906

Officials: Wil Howard, Keith Kimble, Courtney Greene

| Game Time | USC | Score | Diff | VAN |
|-----------|---|--------------|------------|--|
| 14:01 | 5 JOHNSON M 3pt FG , jump shot missed | | | |
| 13:58 | | | | 12 THOMAS T defensive rebound (4) |
| 13:56 | | | | 12 THOMAS T 3pt FG , jump shot missed |
| 13:51 | | | | 10 STUTE M offensive rebound (2) |
| 13:48 | | 2-13 | -11 | 5 MANJON E 2pt FG second chance in the paint, driving layup made (4) |
| 13:35 | 23 JACKSON II G 3pt FG , step back jump shot missed | | | |
| 13:32 | | | | 10 STUTE M defensive rebound (3) |
| 13:25 | | | | 10 STUTE M 3pt FG , jump shot missed |
| 13:22 | 23 JACKSON II G defensive rebound (1) | | | |
| 13:10 | 23 JACKSON II G 3pt FG , jump shot missed | | | |
| 13:07 | | | | 5 MANJON E defensive rebound (1) |
| 12:51 | | 2-15 | -13 | 21 ROBBINS L 2pt FG outside the paint, jump shot made (5) |
| 12:51 | | | | 10 STUTE M assist (2) |
| 12:30 | 2 CARTER, JR. C 2pt FG in the paint, layup made (2) | 4-15 | -11 | |
| 12:12 | | | | 10 STUTE M 3pt FG , pull up jump shot missed |
| 12:06 | 10 BROWN H defensive rebound (1) | | | |
| 11:57 | Timeout media | | | |
| 11:57 | 5 JOHNSON M substitution out | | | |
| 11:57 | 23 JACKSON II G substitution out | | | |
| 11:57 | 31 BOSMANS-VERDONK B substitution out | | | |
| 11:57 | 1 WRIGHT J substitution in | | | |
| 11:57 | 12 DAVIS Z substitution in | | | |
| 11:57 | 33 GRAY J substitution in | | | |
| 11:57 | | | | 5 MANJON E substitution out |
| 11:57 | | | | 10 STUTE M substitution out |
| 11:57 | | | | 21 ROBBINS L substitution out |
| 11:57 | | | | 3 LEWIS P substitution in |
| 11:57 | | | | 4 WRIGHT J substitution in |
| 11:57 | | | | 42 MILLORA-BROWN Q substitution in |
| 11:55 | 2 CARTER, JR. C 3pt FG , pull up jump shot made (5) | 7-15 | -8 | |
| 11:55 | 1 WRIGHT J assist (1) | | | |
| 11:39 | 33 GRAY J foul personal (1 - 2) | | | 0 LAWRENCE T foul drawn (1) |
| 11:37 | | | | 4 WRIGHT J 2pt FG in the paint, jump shot blocked |
| 11:37 | 12 DAVIS Z block (1) | | | |
| 11:32 | 33 GRAY J defensive rebound (2) | | | |
| 11:12 | 12 DAVIS Z 3pt FG , jump shot missed | | | |
| 11:09 | | | | 42 MILLORA-BROWN Q defensive rebound (1) |
| 10:58 | | | | 0 LAWRENCE T 3pt FG , jump shot missed |
| 10:56 | | | | offensive rebound (14) |
| 10:56 | | | | 0 LAWRENCE T substitution out |
| 10:56 | | | | 1 SMITH C substitution in |
| 10:47 | | 7-18 | -11 | 12 THOMAS T 3pt FG second chance, jump shot made (6) |
| 10:47 | | | | 42 MILLORA-BROWN Q assist (1) |
| 10:27 | 2 CARTER, JR. C 3pt FG , pull up jump shot made (8) | 10-18 | -8 | |
| 10:27 | 10 BROWN H assist (1) | | | |
| 10:01 | | | | 12 THOMAS T 3pt FG , jump shot missed |
| 09:57 | | | | 12 THOMAS T offensive rebound (5) |
| 09:56 | | 10-21 | -11 | 3 LEWIS P 3pt FG second chance, jump shot made (3) |



Vanderbilt at South Carolina

02/14/23 Colonial Life Arena, Columbia
2022-23 Men's Basketball

Game Time: 6:30 PM
Game Duration: 1:58
Attendance: 8,906

Officials: Wil Howard, Keith Kimble, Courtney Greene

| Game Time | USC | Score | Diff | VAN |
|-----------|--|--------------|------------|---|
| 09:56 | | | | 12 THOMAS T assist (1) |
| 09:40 | 2 CARTER, JR. C turnover bad pass (1) | | | 4 WRIGHT J steal (1) |
| 09:35 | | | | 12 THOMAS T 3pt FG from turnover, pull up jump shot missed |
| 09:30 | | | | 42 MILLORA-BROWN Q offensive rebound (2) |
| 09:16 | | | | 3 LEWIS P 3pt FG from turnover second chance, jump shot missed |
| 09:12 | 33 GRAY J defensive rebound (3) | | | |
| 09:03 | 1 WRIGHT J 2pt FG outside the paint, step back jump shot missed | | | |
| 08:58 | 10 BROWN H offensive rebound (2) | | | |
| 08:58 | 10 BROWN H 2pt FG second chance in the paint, dunk, made (2) | 12-21 | -9 | |
| 08:37 | | | | 4 WRIGHT J 3pt FG , pull up jump shot missed |
| 08:33 | | | | 1 SMITH C offensive rebound (1) |
| 08:22 | | | | 1 SMITH C 3pt FG second chance, jump shot missed |
| 08:18 | 33 GRAY J defensive rebound (4) | | | |
| 07:52 | 2 CARTER, JR. C 2pt FG outside the paint, pull up jump shot missed | | | |
| 07:50 | | | | 4 WRIGHT J defensive rebound (1) |
| 07:47 | | | | 4 WRIGHT J 3pt FG , pull up jump shot missed |
| 07:43 | 33 GRAY J defensive rebound (5) | | | |
| 07:38 | 10 BROWN H turnover travel (2) | | | |
| 07:38 | Timeout media | | | |
| 07:38 | 2 CARTER, JR. C substitution out | | | |
| 07:38 | 10 BROWN H substitution out | | | |
| 07:38 | 5 JOHNSON M substitution in | | | |
| 07:38 | 23 JACKSON II G substitution in | | | |
| 07:38 | | | | 12 THOMAS T substitution out |
| 07:38 | | | | 42 MILLORA-BROWN Q substitution out |
| 07:38 | | | | 5 MANJON E substitution in |
| 07:38 | | | | 21 ROBBINS L substitution in |
| 07:22 | | 12-23 | -11 | 5 MANJON E 2pt FG from turnover outside the paint, step back jump shot made (6) |
| 07:06 | 5 JOHNSON M 2pt FG outside the paint, pull up jump shot missed | | | |
| 07:06 | | | | 5 MANJON E defensive rebound (2) |
| 07:06 | 5 JOHNSON M foul personal (1 - 3) | | | 5 MANJON E foul drawn (1) |
| 06:41 | | | | 1 SMITH C 3pt FG , jump shot missed |
| 06:36 | 33 GRAY J defensive rebound (6) | | | |
| 06:21 | 33 GRAY J turnover travel (1) | | | |
| 06:21 | 12 DAVIS Z substitution out | | | |
| 06:21 | 30 HANKINS-SANFORD D substitution in | | | |
| 06:02 | 30 HANKINS-SANFORD D foul shooting (1 - 4) | | | 4 WRIGHT J foul drawn (1) |
| 06:02 | | 12-24 | -12 | 4 WRIGHT J free throw 1 - 2 made (1) |
| 06:02 | | | | 3 LEWIS P substitution out |
| 06:02 | | | | 0 LAWRENCE T substitution in |
| 06:02 | | 12-25 | -13 | 4 WRIGHT J free throw 2 - 2 made (2) |
| 05:44 | 30 HANKINS-SANFORD D 2pt FG outside the paint, jump shot made (2) | 14-25 | -11 | |
| 05:44 | 1 WRIGHT J assist (2) | | | |
| 05:30 | | | | 0 LAWRENCE T 3pt FG , jump shot missed |



Vanderbilt at South Carolina

02/14/23 Colonial Life Arena, Columbia
2022-23 Men's Basketball

Game Time: 6:30 PM
Game Duration: 1:58
Attendance: 8,906

Officials: Wil Howard, Keith Kimble, Courtney Greene

| Game Time | USC | Score | Diff | VAN |
|-----------|--|--------------|------------|---|
| 05:30 | defensive rebound (12) | | | |
| 05:07 | 1 WRIGHT J 2pt FG outside the paint, pull up jump shot missed | | | |
| 05:05 | | | | 4 WRIGHT J defensive rebound (2) |
| 04:57 | | 14-27 | -13 | 5 MANJON E 2pt FG outside the paint, pull up jump shot made (8) |
| 04:44 | 30 HANKINS-SANFORD D 3pt FG , pull up jump shot missed | | | |
| 04:40 | | | | 0 LAWRENCE T defensive rebound (2) |
| 04:32 | | | | 21 ROBBINS L 2pt FG outside the paint, pull up jump shot missed |
| 04:29 | | | | 21 ROBBINS L offensive rebound (4) |
| 04:27 | | | | 21 ROBBINS L 2pt FG second chance in the paint, layup missed |
| 04:24 | | | | 1 SMITH C offensive rebound (2) |
| 04:22 | 1 WRIGHT J foul shooting (1 - 5) | | | 21 ROBBINS L foul drawn (2) |
| 04:22 | | | | 21 ROBBINS L free throw 1 - 2 missed |
| 04:22 | | | | offensive dead ball rebound (2) |
| 04:22 | 30 HANKINS-SANFORD D substitution out | | | |
| 04:22 | 10 BROWN H substitution in | | | |
| 04:22 | | | | 1 SMITH C substitution out |
| 04:22 | | | | 10 STUTE M substitution in |
| 04:22 | | 14-28 | -14 | 21 ROBBINS L free throw 2 - 2 made (6) |
| 04:05 | 23 JACKSON II G 3pt FG , pull up jump shot missed | | | |
| 04:00 | | | | 4 WRIGHT J defensive rebound (3) |
| 03:57 | | | | 5 MANJON E 3pt FG , pull up jump shot missed |
| 03:55 | | | | 4 WRIGHT J offensive rebound (4) |
| 03:52 | | | | 4 WRIGHT J 3pt FG second chance, jump shot missed |
| 03:48 | 33 GRAY J defensive rebound (7) | | | |
| 03:40 | 10 BROWN H 3pt FG , jump shot missed | | | |
| 03:34 | | | | 4 WRIGHT J defensive rebound (5) |
| 03:32 | jump ball situation | | | |
| 03:32 | Timeout media | | | |
| 03:32 | 33 GRAY J substitution out | | | |
| 03:32 | 31 BOSMANS-VERDONK B substitution in | | | |
| 03:32 | | | | 4 WRIGHT J substitution out |
| 03:32 | | | | 12 THOMAS T substitution in |
| 03:26 | | 14-30 | -16 | 21 ROBBINS L 2pt FG outside the paint, step back jump shot made (8) |
| 03:07 | 10 BROWN H 2pt FG in the paint, driving layup missed | | | |
| 03:04 | | | | 0 LAWRENCE T defensive rebound (3) |
| 03:03 | | | | 10 STUTE M turnover travel (1) |
| 02:48 | 23 JACKSON II G 3pt FG from turnover, jump shot missed | | | |
| 02:45 | | | | 10 STUTE M defensive rebound (4) |
| 02:24 | | | | 5 MANJON E 2pt FG outside the paint, pull up jump shot missed |
| 02:19 | | | | 21 ROBBINS L offensive rebound (5) |
| 02:18 | | 14-32 | -18 | 21 ROBBINS L 2pt FG second chance in the paint, layup made (10) |
| 02:15 | 31 BOSMANS-VERDONK B substitution out | | | |
| 02:15 | 2 CARTER, JR. C substitution in | | | |
| 02:04 | 2 CARTER, JR. C 2pt FG outside the paint, pull up jump shot missed | | | |
| 02:00 | | | | 0 LAWRENCE T defensive rebound (4) |



Official Basketball Play by Play - First Half

Vanderbilt at South Carolina

02/14/23 Colonial Life Arena, Columbia
2022-23 Men's Basketball

Game Time: 6:30 PM
Game Duration: 1:58
Attendance: 8,906

Officials: Wil Howard, Keith Kimble, Courtney Greene

| Game Time | USC | Score | Diff | VAN |
|----------------------|---|--------------|------------|---|
| 01:35 | | 14-35 | -21 | 0 LAWRENCE T 3pt FG , jump shot made (3) |
| 01:35 | | | | 5 MANJON E assist (1) |
| 01:21 | 10 BROWN H 3pt FG , jump shot missed | | | |
| 01:16 | 10 BROWN H offensive rebound (3) | | | |
| 01:15 | 10 BROWN H 2pt FG second chance in the paint, layup made (4) | 16-35 | -19 | |
| 00:45 | | | | 0 LAWRENCE T 3pt FG , jump shot missed |
| 00:40 | 1 WRIGHT J defensive rebound (1) | | | |
| 00:23 | 23 JACKSON II G 2pt FG in the paint, step back jump shot made (2) | 18-35 | -17 | |
| 00:21 | 10 BROWN H substitution out | | | |
| 00:21 | 33 GRAY J substitution in | | | |
| 00:01 | | 18-38 | -20 | 21 ROBBINS L 3pt FG , jump shot made (13) |
| 00:01 | | | | 5 MANJON E assist (2) |
| END OF PERIOD | | | | |
| USC 18-38 VAN | | | | |



Officials: Wil Howard, Keith Kimble, Courtney Greene

Vanderbilt - 38

| NO. | Name | F/C | Min | FG | | | Rebounds | | | Fouls | | TP | AS | TO | ST | Blocks | | +/- |
|---------------|-----------------------|-----|-------|-------|------|-----|----------|----|-----|-------|----|----|----|----|----|--------|----|-----|
| | | | | M-A | M-A | M-A | OR | DR | TOT | PF | FD | | | | | BS | BA | |
| 10 | Myles Stute | F | 12:25 | 1-6 | 1-6 | 0-0 | 2 | 2 | 4 | 0 | 0 | 3 | 2 | 1 | 0 | 0 | 0 | 18 |
| 21 | Liam Robbins | C | 15:41 | 5-7 | 2-2 | 1-2 | 3 | 2 | 5 | 0 | 2 | 13 | 0 | 0 | 0 | 0 | 0 | 22 |
| 0 | Tyrin Lawrence | G | 15:06 | 1-5 | 1-4 | 0-0 | 0 | 4 | 4 | 0 | 1 | 3 | 1 | 0 | 1 | 0 | 0 | 16 |
| 5 | Ezra Manjon | G | 15:41 | 4-7 | 0-2 | 0-0 | 0 | 2 | 2 | 0 | 1 | 8 | 2 | 0 | 0 | 0 | 0 | 22 |
| 12 | Trey Thomas | G | 15:54 | 2-7 | 2-7 | 0-0 | 2 | 3 | 5 | 0 | 0 | 6 | 1 | 0 | 0 | 0 | 0 | 15 |
| 3 | Paul Lewis | | 05:55 | 1-2 | 1-2 | 0-0 | 0 | 0 | 0 | 0 | 0 | 3 | 0 | 0 | 0 | 0 | 0 | 1 |
| 4 | Jordan Wright | | 08:25 | 0-4 | 0-3 | 2-2 | 1 | 4 | 5 | 0 | 1 | 2 | 0 | 0 | 1 | 0 | 1 | 3 |
| 42 | Quentin Millora-Brown | | 04:19 | 0-0 | 0-0 | 0-0 | 1 | 1 | 2 | 0 | 0 | 0 | 1 | 0 | 0 | 0 | 0 | -2 |
| 1 | Colin Smith | | 06:34 | 0-2 | 0-2 | 0-0 | 2 | 0 | 2 | 0 | 0 | 0 | 0 | 0 | 0 | 0 | 0 | 5 |
| Team | | | | | | | 1 | 0 | 1 | | | 0 | | 1 | | | | |
| Totals | | | | 14-40 | 7-28 | 3-4 | 12 | 18 | 30 | 0 | 5 | 38 | 7 | 2 | 2 | 0 | 1 | 20 |

| Shooting By Period | | |
|--------------------|-------|-------|
| 1st FG% | 14-40 | 35.0% |
| 3PT% | 7-28 | 25.0% |
| FT% | 3-4 | 75% |
| GM FG% | 14-40 | 35.0% |
| 3PT% | 7-28 | 25.0% |
| FT% | 3-4 | 75.0% |

Dead Ball Rebounds: 2, 0

Technical Fouls::NONE

South Carolina - 18

| NO. | Name | F/C | Min | FG | | | Rebounds | | | Fouls | | TP | AS | TO | ST | Blocks | | +/- |
|---------------|--------------------------|-----|-------|------|------|-----|----------|----|-----|-------|----|----|----|----|----|--------|----|-----|
| | | | | M-A | M-A | M-A | OR | DR | TOT | PF | FD | | | | | BS | BA | |
| 10 | Hayden Brown | F | 16:23 | 2-8 | 0-4 | 0-0 | 2 | 1 | 3 | 1 | 0 | 4 | 1 | 2 | 0 | 0 | 0 | -13 |
| 33 | Josh Gray | C | 12:30 | 0-0 | 0-0 | 0-0 | 0 | 7 | 7 | 1 | 0 | 0 | 0 | 1 | 0 | 0 | 0 | -7 |
| 1 | Jacobi Wright | G | 15:41 | 1-4 | 0-0 | 0-0 | 0 | 1 | 1 | 1 | 0 | 2 | 2 | 1 | 0 | 0 | 0 | -10 |
| 2 | Chico Carter, Jr. | G | 14:37 | 3-5 | 2-2 | 0-0 | 0 | 0 | 0 | 0 | 0 | 8 | 0 | 1 | 0 | 0 | 0 | -11 |
| 5 | Meechie Johnson | G | 15:41 | 0-3 | 0-2 | 0-0 | 0 | 2 | 2 | 1 | 0 | 0 | 0 | 0 | 0 | 0 | 0 | -22 |
| 23 | Gregory "GG" Jackson II | | 11:57 | 1-5 | 0-4 | 0-0 | 0 | 1 | 1 | 0 | 0 | 2 | 0 | 0 | 0 | 0 | 0 | -21 |
| 31 | Benjamin Bosmans-Verdonk | | 05:36 | 0-0 | 0-0 | 0-0 | 0 | 0 | 0 | 0 | 0 | 0 | 0 | 0 | 0 | 0 | 0 | -14 |
| 12 | Zachary Davis | | 05:36 | 0-1 | 0-1 | 0-0 | 0 | 0 | 0 | 0 | 0 | 0 | 0 | 0 | 0 | 1 | 0 | 0 |
| 30 | Daniel Hankins-Sanford | | 01:59 | 1-2 | 0-1 | 0-0 | 0 | 0 | 0 | 1 | 0 | 2 | 0 | 0 | 0 | 0 | 0 | -2 |
| Team | | | | | | | 0 | 1 | 1 | | | 0 | | 0 | | | | |
| Totals | | | | 8-28 | 2-14 | 0-0 | 2 | 13 | 15 | 5 | 0 | 18 | 3 | 5 | 0 | 1 | 0 | -20 |

| Shooting By Period | | |
|--------------------|------|-------|
| 1st FG% | 8-28 | 28.6% |
| 3PT% | 2-14 | 14.3% |
| FT% | 0-0 | 0% |
| GM FG% | 8-28 | 28.6% |
| 3PT% | 2-14 | 14.3% |
| FT% | 0-0 | 0.0% |

Dead Ball Rebounds: 0, 0

Technical Fouls::NONE

| | VAN | USC |
|------------------|----------------------------|---------------------------|
| Biggest lead | 21 (1 st 1:35) | 2 (1 st 18:09) |
| Best Scoring Run | 15 (1 st 12:51) | 5 (1 st 11:55) |
| Lead Changes | 1 | |
| Times Tied | 0 | |
| Time with Lead | 17:30 | 00:39 |

| | VAN | USC |
|---------------|-----|-----|
| Points from | | |
| Turnovers | 10 | 2 |
| Paint | 6 | 8 |
| Second Chance | 14 | 4 |
| Fast Breaks | 3 | 0 |
| Bench | 5 | 4 |

| | Period by Period Scoring | | |
|-----|--------------------------|-----|-----|
| | 1st | 2nd | TOT |
| VAN | 38 | 37 | 75 |
| USC | 18 | 46 | 64 |



Vanderbilt at South Carolina

02/14/23 Colonial Life Arena, Columbia
2022-23 Men's Basketball

Game Time: 6:30 PM
Game Duration: 1:58
Attendance: 8,906

Officials: Wil Howard, Keith Kimble, Courtney Greene

Period 2

Quarter Starters:

| | | | | | |
|------------|--------------|-----------------|-------------|-------------|--------------|
| USC | 1 Wright J | 2 Carter, Jr. C | 5 Johnson M | 10 Brown H | 33 Gray J |
| VAN | 0 Lawrence T | 5 Manjon E | 10 Stute M | 12 Thomas T | 21 Robbins L |

| Game Time | USC | Score | Diff | VAN |
|-----------|---|--------------|------------|--|
| 20:00 | 23 JACKSON II G substitution out | | | |
| 20:00 | 10 BROWN H substitution in | | | |
| 19:45 | 5 JOHNSON M 2pt FG in the paint, turnaround jump shot missed | | | |
| 19:42 | 33 GRAY J offensive rebound (8) | | | |
| 19:41 | 33 GRAY J foul drawn (1) | | | 21 ROBBINS L foul shooting (1 - 1) |
| 19:41 | 33 GRAY J free throw 1 - 2 missed | | | |
| 19:41 | offensive dead ball rebound (1) | | | |
| 19:41 | 33 GRAY J free throw 2 - 2 missed | | | |
| 19:39 | | | | 0 LAWRENCE T defensive rebound (5) |
| 19:29 | 33 GRAY J foul shooting (2 - 1) | | | 21 ROBBINS L foul drawn (3) |
| 19:29 | | 18-39 | -21 | 21 ROBBINS L free throw 1 - 2 made (14) |
| 19:29 | | 18-40 | -22 | 21 ROBBINS L free throw 2 - 2 made (15) |
| 19:11 | 10 BROWN H turnover bad pass (3) | | | |
| 18:49 | | | | 12 THOMAS T turnover travel (1) |
| 18:30 | 2 CARTER, JR. C 3pt FG from turnover, jump shot missed | | | |
| 18:27 | 10 BROWN H offensive rebound (4) | | | |
| 18:25 | 33 GRAY J 2pt FG from turnover second chance in the paint, dunk, made (2) | 20-40 | -20 | |
| 18:25 | 10 BROWN H assist (2) | | | |
| 18:14 | 1 WRIGHT J foul drawn (1) | | | 10 STUTE M foul offensive (1 - 2) |
| 18:14 | | | | 10 STUTE M turnover offensive (2) |
| 18:03 | 10 BROWN H 2pt FG from turnover in the paint, driving layup made (6) | 22-40 | -18 | |
| 17:48 | | | | 21 ROBBINS L 2pt FG in the paint, driving layup missed |
| 17:46 | 33 GRAY J defensive rebound (9) | | | |
| 17:39 | 5 JOHNSON M 2pt FG in the paint, driving layup made (2) | 24-40 | -16 | |
| 17:22 | | | | 21 ROBBINS L 2pt FG in the paint, pull up jump shot missed |
| 17:19 | 2 CARTER, JR. C defensive rebound (1) | | | |
| 17:15 | 5 JOHNSON M foul drawn (1) | | | 0 LAWRENCE T foul shooting (1 - 3) |
| 17:15 | 5 JOHNSON M free throw fast break 1 - 2 made (3) | 25-40 | -15 | |
| 17:15 | 5 JOHNSON M free throw fast break 2 - 2 made (4) | 26-40 | -14 | |
| 17:00 | 10 BROWN H steal (1) | | | 5 MANJON E turnover bad pass (1) |
| 16:57 | 10 BROWN H turnover bad pass (4) | | | |
| 16:57 | 10 BROWN H substitution out | | | |
| 16:57 | 33 GRAY J substitution out | | | |
| 16:57 | 23 JACKSON II G substitution in | | | |
| 16:57 | 31 BOSMANS-VERDONK B substitution in | | | |
| 16:47 | 31 BOSMANS-VERDONK B foul personal (1 - 2) | | | 21 ROBBINS L foul drawn (4) |
| 16:41 | | 26-43 | -17 | 10 STUTE M 3pt FG from turnover, jump shot made (6) |
| 16:41 | | | | 5 MANJON E assist (3) |
| 16:24 | 5 JOHNSON M 2pt FG in the paint, layup missed | | | |
| 16:22 | 31 BOSMANS-VERDONK B offensive rebound (1) | | | |
| 16:21 | 1 WRIGHT J 3pt FG second chance, jump shot missed | | | |



Vanderbilt at South Carolina

02/14/23 Colonial Life Arena, Columbia
2022-23 Men's Basketball

Game Time: 6:30 PM
Game Duration: 1:58
Attendance: 8,906

Officials: Wil Howard, Keith Kimble, Courtney Greene

| Game Time | USC | Score | Diff | VAN |
|-----------|---|--------------|------------|---|
| 16:17 | | | | 21 ROBBINS L defensive rebound (6) |
| 15:55 | | 26-45 | -19 | 0 LAWRENCE T 2pt FG in the paint, driving layup made (5) |
| 15:31 | 23 JACKSON II G 3pt FG , pull up jump shot missed | | | |
| 15:28 | | | | 0 LAWRENCE T defensive rebound (6) |
| 15:19 | | 26-48 | -22 | 10 STUTE M 3pt FG , jump shot made (9) |
| 15:19 | | | | 0 LAWRENCE T assist (2) |
| 14:45 | 2 CARTER, JR. C 2pt FG in the paint, layup blocked | | | |
| 14:45 | | | | 21 ROBBINS L block (1) |
| 14:42 | 5 JOHNSON M offensive rebound (3) | | | |
| 14:41 | turnover shot clock (8) | | | |
| 14:41 | Timeout media | | | |
| 14:41 | 23 JACKSON II G substitution out | | | |
| 14:41 | 31 BOSMANS-VERDONK B substitution out | | | |
| 14:41 | 10 BROWN H substitution in | | | |
| 14:41 | 33 GRAY J substitution in | | | |
| 14:41 | | | | 0 LAWRENCE T substitution out |
| 14:41 | | | | 21 ROBBINS L substitution out |
| 14:41 | | | | 4 WRIGHT J substitution in |
| 14:41 | | | | 42 MILLORA-BROWN Q substitution in |
| 14:32 | | | | 10 STUTE M 3pt FG from turnover, step back jump shot missed |
| 14:28 | 1 WRIGHT J defensive rebound (2) | | | |
| 14:24 | 5 JOHNSON M 3pt FG fast break, pull up jump shot made (7) | 29-48 | -19 | |
| 14:24 | 1 WRIGHT J assist (3) | | | |
| 13:54 | | 29-50 | -21 | 5 MANJON E 2pt FG in the paint, driving layup made (10) |
| 13:40 | 5 JOHNSON M turnover bad pass (1) | | | 4 WRIGHT J steal (2) |
| 13:37 | | | | 4 WRIGHT J turnover out of bounds (1) |
| 13:37 | | | | 10 STUTE M substitution out |
| 13:37 | | | | 12 THOMAS T substitution out |
| 13:37 | | | | 0 LAWRENCE T substitution in |
| 13:37 | | | | 1 SMITH C substitution in |
| 13:29 | 2 CARTER, JR. C 3pt FG from turnover, pull up jump shot made (11) | 32-50 | -18 | |
| 13:14 | 10 BROWN H foul personal (2 - 3) | | | 5 MANJON E foul drawn (2) |
| 12:59 | | | | 42 MILLORA-BROWN Q 2pt FG outside the paint, jump shot missed |
| 12:56 | 10 BROWN H defensive rebound (5) | | | |
| 12:34 | 5 JOHNSON M 3pt FG , jump shot missed | | | |
| 12:31 | | | | 4 WRIGHT J defensive rebound (6) |
| 12:22 | 1 WRIGHT J substitution out | | | |
| 12:22 | 12 DAVIS Z substitution in | | | |
| 12:13 | 12 DAVIS Z steal (1) | | | 1 SMITH C turnover bad pass (1) |
| 11:51 | 12 DAVIS Z 3pt FG from turnover, jump shot made (3) | 35-50 | -15 | |
| 11:51 | 5 JOHNSON M assist (1) | | | |
| 11:30 | | 35-52 | -17 | 0 LAWRENCE T 2pt FG in the paint, layup made (7) |
| 11:30 | | | | 5 MANJON E assist (4) |
| 11:30 | 33 GRAY J foul shooting (3 - 4) | | | 0 LAWRENCE T foul drawn (2) |
| 11:30 | Timeout media | | | |
| 11:30 | | | | 0 LAWRENCE T free throw 1 - 1 missed |
| 11:29 | 33 GRAY J defensive rebound (10) | | | |
| 11:11 | 5 JOHNSON M 2pt FG in the paint, driving layup made (9) | 37-52 | -15 | |



Vanderbilt at South Carolina

02/14/23 Colonial Life Arena, Columbia
2022-23 Men's Basketball

Game Time: 6:30 PM
Game Duration: 1:58
Attendance: 8,906

Officials: Wil Howard, Keith Kimble, Courtney Greene

| Game Time | USC | Score | Diff | VAN |
|-----------|---|--------------|------------|--|
| 10:52 | | 37-54 | -17 | 0 LAWRENCE T 2pt FG in the paint, alleyoop made (9) |
| 10:52 | | | | 5 MANJON E assist (5) |
| 10:37 | 10 BROWN H 2pt FG in the paint, layup made (8) | 39-54 | -15 | |
| 10:37 | 5 JOHNSON M assist (2) | | | |
| 10:28 | | | | 4 WRIGHT J 3pt FG , jump shot missed |
| 10:24 | | | | 0 LAWRENCE T offensive rebound (7) |
| 10:15 | | | | 5 MANJON E 3pt FG second chance, jump shot missed |
| 10:12 | | | | 42 MILLORA-BROWN Q offensive rebound (3) |
| 10:07 | 33 GRAY J foul shooting (4 - 5) | | | 0 LAWRENCE T foul drawn (3) |
| 10:07 | | 39-55 | -16 | 0 LAWRENCE T free throw 1 - 2 made (10) |
| 10:07 | 33 GRAY J substitution out | | | |
| 10:07 | 31 BOSMANS-VERDONK B substitution in | | | |
| 10:07 | | | | 5 MANJON E substitution out |
| 10:07 | | | | 3 LEWIS P substitution in |
| 10:05 | | 39-56 | -17 | 0 LAWRENCE T free throw 2 - 2 made (11) |
| 09:51 | 5 JOHNSON M turnover lost ball (2) | | | 3 LEWIS P steal (1) |
| 09:46 | 10 BROWN H foul drawn (1) | | | 4 WRIGHT J foul offensive (1 - 4) |
| 09:46 | | | | 4 WRIGHT J turnover offensive (2) |
| 09:46 | 5 JOHNSON M substitution out | | | |
| 09:46 | 31 BOSMANS-VERDONK B substitution out | | | |
| 09:46 | 1 WRIGHT J substitution in | | | |
| 09:46 | 23 JACKSON II G substitution in | | | |
| 09:30 | 1 WRIGHT J 2pt FG from turnover in the paint, floating jump shot missed | | | |
| 09:27 | | | | 4 WRIGHT J defensive rebound (7) |
| 09:11 | | | | 0 LAWRENCE T 3pt FG , jump shot missed |
| 09:10 | | | | 1 SMITH C offensive rebound (3) |
| 09:10 | 1 WRIGHT J foul personal (2 - 6) | | | 1 SMITH C foul drawn (1) |
| 09:08 | | | | 0 LAWRENCE T 3pt FG second chance, jump shot missed |
| 09:04 | | | | 42 MILLORA-BROWN Q offensive rebound (4) |
| 09:01 | | 39-58 | -19 | 42 MILLORA-BROWN Q 2pt FG second chance in the paint, jump shot made (2) |
| 08:53 | 10 BROWN H foul drawn (2) | | | 42 MILLORA-BROWN Q foul personal (1 - 5) |
| 08:44 | 23 JACKSON II G 3pt FG , pull up jump shot missed | | | |
| 08:43 | | | | defensive rebound (40) |
| 08:43 | | | | 1 SMITH C substitution out |
| 08:43 | | | | 42 MILLORA-BROWN Q substitution out |
| 08:43 | | | | 10 STUTE M substitution in |
| 08:43 | | | | 21 ROBBINS L substitution in |
| 08:29 | | 39-60 | -21 | 21 ROBBINS L 2pt FG in the paint, dunk, made (17) |
| 08:29 | | | | 4 WRIGHT J assist (1) |
| 08:02 | 10 BROWN H 2pt FG in the paint, layup made (10) | 41-60 | -19 | |
| 08:02 | 10 BROWN H foul drawn (3) | | | 10 STUTE M foul shooting (2 - 6) |
| 08:02 | 5 JOHNSON M substitution in | | | |
| 08:02 | 23 JACKSON II G substitution out | | | |
| 08:02 | 10 BROWN H free throw 1 - 1 made (11) | 42-60 | -18 | |
| 07:52 | | | | 21 ROBBINS L 2pt FG in the paint, driving layup missed |
| 07:49 | | | | 21 ROBBINS L offensive rebound (7) |
| 07:48 | | | | 21 ROBBINS L 2pt FG second chance in the paint, layup missed |



Vanderbilt at South Carolina

02/14/23 Colonial Life Arena, Columbia
2022-23 Men's Basketball

Game Time: 6:30 PM
Game Duration: 1:58
Attendance: 8,906

Officials: Wil Howard, Keith Kimble, Courtney Greene

| Game Time | USC | Score | Diff | VAN |
|-----------|---|--------------|------------|---|
| 07:42 | 12 DAVIS Z defensive rebound (1) | | | |
| 07:40 | 2 CARTER, JR. C 3pt FG , pull up jump shot missed | | | |
| 07:38 | | | | defensive rebound (42) |
| 07:38 | Timeout media | | | |
| 07:38 | 10 BROWN H substitution out | | | |
| 07:38 | 12 DAVIS Z substitution out | | | |
| 07:38 | 30 HANKINS-SANFORD D substitution in | | | |
| 07:38 | 33 GRAY J substitution in | | | |
| 07:38 | | | | 0 LAWRENCE T substitution out |
| 07:38 | | | | 12 THOMAS T substitution in |
| 07:16 | | 42-63 | -21 | 21 ROBBINS L 3pt FG , jump shot made (20) |
| 07:16 | | | | 3 LEWIS P assist (1) |
| 06:56 | 2 CARTER, JR. C foul drawn (1) | | | 12 THOMAS T foul personal (1 - 7) |
| 06:56 | 2 CARTER, JR. C 1&1 free throw 1 made (12) | 43-63 | -20 | |
| 06:56 | 2 CARTER, JR. C 1&1 free throw 2 made (13) | 44-63 | -19 | |
| 06:47 | | | | 3 LEWIS P 2pt FG outside the paint, pull up jump shot missed |
| 06:44 | 2 CARTER, JR. C defensive rebound (2) | | | |
| 06:40 | 5 JOHNSON M 3pt FG , pull up jump shot missed | | | |
| 06:36 | | | | 3 LEWIS P defensive rebound (1) |
| 06:34 | 1 WRIGHT J foul shooting (3 - 7) | | | 10 STUTE M foul drawn (1) |
| 06:34 | | 44-64 | -20 | 10 STUTE M free throw fast break 1 - 2 made (10) |
| 06:34 | | | | 4 WRIGHT J substitution out |
| 06:34 | | | | 12 THOMAS T substitution out |
| 06:34 | | | | 1 SMITH C substitution in |
| 06:34 | | | | 2 SHELBY N substitution in |
| 06:34 | | | | 10 STUTE M free throw fast break 2 - 2 missed |
| 06:34 | 33 GRAY J defensive rebound (11) | | | |
| 06:15 | 5 JOHNSON M foul drawn (2) | | | 10 STUTE M foul shooting (3 - 8) |
| 06:15 | 5 JOHNSON M free throw 1 - 2 made (10) | 45-64 | -19 | |
| 06:15 | 33 GRAY J substitution out | | | |
| 06:15 | 10 BROWN H substitution in | | | |
| 06:15 | 5 JOHNSON M free throw 2 - 2 made (11) | 46-64 | -18 | |
| 06:15 | | | | 2 SHELBY N 2pt FG outside the paint, pull up jump shot missed |
| 06:15 | 10 BROWN H defensive rebound (6) | | | |
| 06:14 | 30 HANKINS-SANFORD D 2pt FG in the paint, layup made (4) | 48-64 | -16 | |
| 06:14 | 5 JOHNSON M assist (3) | | | |
| 05:37 | 30 HANKINS-SANFORD D foul drawn (1) | | | 2 SHELBY N foul shooting (1 - 9) |
| 05:37 | | | | 3 LEWIS P substitution out |
| 05:37 | | | | 5 MANJON E substitution in |
| 05:37 | 30 HANKINS-SANFORD D free throw 1 - 1 made (5) | 49-64 | -15 | |
| 05:21 | | | | 10 STUTE M 3pt FG , jump shot missed |
| 05:19 | | | | 21 ROBBINS L offensive rebound (8) |
| 05:13 | | 49-66 | -17 | 2 SHELBY N 2pt FG second chance in the paint, floating jump shot made (2) |
| 04:52 | 2 CARTER, JR. C foul drawn (2) | | | 1 SMITH C foul personal (1 - 10) |
| 04:52 | 2 CARTER, JR. C free throw 1 - 2 made (14) | 50-66 | -16 | |
| 04:52 | 2 CARTER, JR. C free throw 2 - 2 made (15) | 51-66 | -15 | |
| 04:41 | | | | 2 SHELBY N turnover lost ball (1) |
| 04:27 | 30 HANKINS-SANFORD D 3pt FG from turnover, jump shot missed | | | |



Vanderbilt at South Carolina

02/14/23 Colonial Life Arena, Columbia
2022-23 Men's Basketball

Game Time: 6:30 PM
Game Duration: 1:58
Attendance: 8,906

Officials: Wil Howard, Keith Kimble, Courtney Greene

| Game Time | USC | Score | Diff | VAN |
|-----------|--|--------------|------------|---|
| 04:24 | 10 BROWN H offensive rebound (7) | | | |
| 04:23 | 10 BROWN H 2pt FG from turnover second chance in the paint, layup missed | | | |
| 04:15 | 30 HANKINS-SANFORD D offensive rebound (1) | | | |
| 04:15 | 30 HANKINS-SANFORD D 2pt FG from turnover second chance in the paint, layup made (7) | 53-66 | -13 | |
| 04:05 | 10 BROWN H foul personal (3 - 8) | | | 21 ROBBINS L foul drawn (5) |
| 04:05 | 30 HANKINS-SANFORD D substitution out | | | |
| 04:05 | 33 GRAY J substitution in | | | |
| 04:05 | | | | 2 SHELBY N substitution out |
| 04:05 | | | | 0 LAWRENCE T substitution in |
| 04:05 | | 53-67 | -14 | 21 ROBBINS L 1&1 free throw 1 made (21) |
| 04:05 | | | | 21 ROBBINS L 1&1 free throw 2 missed |
| 04:03 | 33 GRAY J defensive rebound (12) | | | |
| 03:51 | 5 JOHNSON M 3pt FG , step back jump shot made (14) | 56-67 | -11 | |
| 03:24 | | | | 0 LAWRENCE T 2pt FG outside the paint, step back jump shot missed |
| 03:20 | | | | 5 MANJON E offensive rebound (3) |
| 03:20 | 2 CARTER, JR. C foul personal (1 - 9) | | | 5 MANJON E foul drawn (3) |
| 03:20 | Timeout media | | | |
| 03:20 | | | | 1 SMITH C substitution out |
| 03:20 | | | | 4 WRIGHT J substitution in |
| 03:20 | | 56-68 | -12 | 5 MANJON E 1&1 free throw 1 made (11) |
| 03:20 | | 56-69 | -13 | 5 MANJON E 1&1 free throw 2 made (12) |
| 03:02 | 5 JOHNSON M foul drawn (3) | | | 10 STUTE M foul personal (4 - 11) |
| 03:02 | 5 JOHNSON M free throw 1 - 2 made (15) | 57-69 | -12 | |
| 03:02 | 5 JOHNSON M free throw 2 - 2 made (16) | 58-69 | -11 | |
| 03:02 | Timeout 30 Sec | | | |
| 03:02 | Timeout media | | | |
| 03:02 | 33 GRAY J substitution out | | | |
| 03:02 | 12 DAVIS Z substitution in | | | |
| 02:58 | 2 CARTER, JR. C foul personal (2 - 10) | | | 5 MANJON E foul drawn (4) |
| 02:58 | | | | 5 MANJON E free throw 1 - 2 missed |
| 02:58 | | | | offensive dead ball rebound (3) |
| 02:58 | 12 DAVIS Z substitution out | | | |
| 02:58 | 33 GRAY J substitution in | | | |
| 02:58 | | 58-70 | -12 | 5 MANJON E free throw 2 - 2 made (13) |
| 02:47 | 1 WRIGHT J foul drawn (2) | | | 4 WRIGHT J foul personal (2 - 12) |
| 02:47 | 1 WRIGHT J free throw 1 - 2 made (3) | 59-70 | -11 | |
| 02:47 | 33 GRAY J substitution out | | | |
| 02:47 | 12 DAVIS Z substitution in | | | |
| 02:47 | 1 WRIGHT J free throw 2 - 2 missed | | | |
| 02:45 | | | | 10 STUTE M defensive rebound (5) |
| 02:20 | 10 BROWN H foul personal (4 - 11) | | | 21 ROBBINS L foul drawn (6) |
| 02:20 | | | | 21 ROBBINS L free throw 1 - 2 missed |
| 02:20 | | | | offensive dead ball rebound (4) |
| 02:20 | | | | 21 ROBBINS L free throw 2 - 2 missed |
| 02:20 | 12 DAVIS Z defensive rebound (2) | | | |
| 02:09 | 5 JOHNSON M 2pt FG in the paint, floating jump shot missed | | | |
| 02:04 | | | | 5 MANJON E defensive rebound (4) |



Vanderbilt at South Carolina

02/14/23 Colonial Life Arena, Columbia
2022-23 Men's Basketball

Game Time: 6:30 PM
Game Duration: 1:58
Attendance: 8,906

Officials: Wil Howard, Keith Kimble, Courtney Greene

| Game Time | USC | Score | Diff | VAN |
|----------------------|--|--------------|------------|---|
| 01:44 | | 59-72 | -13 | 21 ROBBINS L 2pt FG in the paint, dunk, made (23) |
| 01:44 | | | | 5 MANJON E assist (6) |
| 01:22 | 1 WRIGHT J foul drawn (3) | | | 21 ROBBINS L foul shooting (2 - 13) |
| 01:22 | 1 WRIGHT J free throw 1 - 2 made (4) | 60-72 | -12 | |
| 01:22 | 1 WRIGHT J free throw 2 - 2 made (5) | 61-72 | -11 | |
| 00:55 | 10 BROWN H foul personal (5 - 12) | | | 21 ROBBINS L foul drawn (7) |
| 00:55 | | | | 10 STUTE M substitution out |
| 00:55 | | | | 12 THOMAS T substitution in |
| 00:55 | 10 BROWN H substitution out | | | |
| 00:55 | 33 GRAY J substitution in | | | |
| 00:53 | | | | 21 ROBBINS L free throw 1 - 2 missed |
| 00:53 | | | | offensive dead ball rebound (5) |
| 00:53 | | 61-73 | -12 | 21 ROBBINS L free throw 2 - 2 made (24) |
| 00:42 | 5 JOHNSON M 2pt FG in the paint, driving layup missed | | | |
| 00:42 | offensive rebound (33) | | | |
| 00:38 | 5 JOHNSON M 3pt FG second chance, jump shot made (19) | 64-73 | -9 | |
| 00:38 | 12 DAVIS Z assist (1) | | | |
| 00:34 | Timeout 60 Sec | | | |
| 00:26 | 12 DAVIS Z foul personal (1 - 13) | | | 5 MANJON E foul drawn (5) |
| 00:26 | | 64-74 | -10 | 5 MANJON E free throw 1 - 2 made (14) |
| 00:26 | | 64-75 | -11 | 5 MANJON E free throw 2 - 2 made (15) |
| 00:14 | 2 CARTER, JR. C 2pt FG outside the paint, floating jump shot blocked | | | |
| 00:14 | | | | 21 ROBBINS L block (2) |
| 00:14 | offensive rebound (34) | | | |
| 00:07 | 33 GRAY J 2pt FG second chance in the paint, layup missed | | | |
| 00:03 | | | | 4 WRIGHT J defensive rebound (8) |
| END OF GAME | | | | |
| USC 64-75 VAN | | | | |



Vanderbilt at South Carolina

02/14/23 Colonial Life Arena, Columbia
2022-23 Men's Basketball

Game Time: 6:30 PM
Game Duration: 1:58
Attendance: 8,906

Officials: Wil Howard, Keith Kimble, Courtney Greene

Vanderbilt - 37

| NO. | Name | Min | FG | 3P | FT | Rebounds | | | Fouls | | TP | AS | TO | ST | Blocks | | +/- |
|---------------|-----------------------|---------|-------|-----|-------|----------|----|-----|-------|----|----|----|----|----|--------|----|-----|
| | | | M-A | M-A | M-A | OR | DR | TOT | PF | FD | | | | | BS | BA | |
| 10 | Myles Stute | F 14:11 | 2-4 | 2-4 | 1-2 | 0 | 1 | 1 | 4 | 1 | 7 | 0 | 1 | 0 | 0 | 0 | -7 |
| 21 | Liam Robbins | C 14:02 | 3-7 | 1-1 | 4-8 | 2 | 1 | 3 | 2 | 5 | 11 | 0 | 0 | 0 | 2 | 0 | -6 |
| 0 | Tyrin Lawrence | G 15:23 | 3-6 | 0-2 | 2-3 | 1 | 2 | 3 | 1 | 2 | 8 | 1 | 0 | 0 | 0 | 0 | -3 |
| 5 | Ezra Manjon | G 15:30 | 1-2 | 0-1 | 5-6 | 1 | 1 | 2 | 0 | 4 | 7 | 4 | 1 | 0 | 0 | 0 | -9 |
| 12 | Trey Thomas | G 08:22 | 0-0 | 0-0 | 0-0 | 0 | 0 | 0 | 1 | 0 | 0 | 0 | 1 | 0 | 0 | 0 | 3 |
| 4 | Jordan Wright | 11:27 | 0-1 | 0-1 | 0-0 | 0 | 3 | 3 | 2 | 0 | 0 | 1 | 2 | 1 | 0 | 0 | -2 |
| 42 | Quentin Millora-Brown | 05:58 | 1-2 | 0-0 | 0-0 | 2 | 0 | 2 | 1 | 0 | 2 | 0 | 0 | 0 | 0 | 0 | -3 |
| 1 | Colin Smith | 08:08 | 0-0 | 0-0 | 0-0 | 1 | 0 | 1 | 1 | 1 | 0 | 0 | 1 | 0 | 0 | 0 | -11 |
| 3 | Paul Lewis | 04:30 | 0-1 | 0-0 | 0-0 | 0 | 1 | 1 | 0 | 0 | 0 | 1 | 0 | 1 | 0 | 0 | 0 |
| 2 | Noah Shelby | 02:29 | 1-2 | 0-0 | 0-0 | 0 | 0 | 0 | 1 | 0 | 2 | 0 | 1 | 0 | 0 | 0 | -7 |
| Team | | | | | | 0 | 2 | 2 | | | 0 | | 0 | | | | |
| Totals | | | 11-25 | 3-9 | 12-19 | 7 | 11 | 18 | 13 | 13 | 37 | 7 | 7 | 2 | 2 | 0 | -9 |

| Shooting By Period | | |
|---------------------|-------|-------|
| 2 nd FG% | 11-25 | 44.0% |
| 3PT% | 3-9 | 33.3% |
| FT% | 12-19 | 63.2% |
| GM FG% | 11-25 | 44.0% |
| 3PT% | 3-9 | 33.3% |
| FT% | 12-19 | 63.2% |

Dead Ball Rebounds: 3, 0

Technical Fouls::NONE

South Carolina - 46

| NO. | Name | Min | FG | 3P | FT | Rebounds | | | Fouls | | TP | AS | TO | ST | Blocks | | +/- |
|---------------|--------------------------|---------|-------|------|-------|----------|----|-----|-------|----|----|----|----|----|--------|----|-----|
| | | | M-A | M-A | M-A | OR | DR | TOT | PF | FD | | | | | BS | BA | |
| 10 | Hayden Brown | F 15:26 | 3-4 | 0-0 | 1-1 | 2 | 2 | 4 | 4 | 3 | 7 | 1 | 2 | 1 | 0 | 0 | 18 |
| 33 | Josh Gray | C 11:09 | 1-2 | 0-0 | 0-2 | 1 | 4 | 5 | 3 | 1 | 2 | 0 | 0 | 0 | 0 | 0 | 13 |
| 1 | Jacobi Wright | G 17:24 | 0-2 | 0-1 | 3-4 | 0 | 1 | 1 | 2 | 3 | 3 | 1 | 0 | 0 | 0 | 0 | 8 |
| 2 | Chico Carter, Jr. | G 20:00 | 1-5 | 1-3 | 4-4 | 0 | 2 | 2 | 2 | 2 | 7 | 0 | 0 | 0 | 0 | 2 | 9 |
| 5 | Meechie Johnson | G 18:16 | 5-11 | 3-5 | 6-6 | 1 | 0 | 1 | 0 | 3 | 19 | 3 | 2 | 0 | 0 | 0 | 11 |
| 23 | Gregory "GG" Jackson II | 04:00 | 0-2 | 0-2 | 0-0 | 0 | 0 | 0 | 0 | 0 | 0 | 0 | 0 | 0 | 0 | 0 | -10 |
| 31 | Benjamin Bosmans-Verdonk | 02:37 | 0-0 | 0-0 | 0-0 | 1 | 0 | 1 | 1 | 0 | 0 | 0 | 0 | 0 | 0 | 0 | -9 |
| 12 | Zachary Davis | 07:35 | 1-1 | 1-1 | 0-0 | 0 | 2 | 2 | 1 | 0 | 3 | 1 | 0 | 1 | 0 | 0 | 0 |
| 30 | Daniel Hankins-Sanford | 03:33 | 2-3 | 0-1 | 1-1 | 1 | 0 | 1 | 0 | 1 | 5 | 0 | 0 | 0 | 0 | 0 | 5 |
| Team | | | | | | 2 | 0 | 2 | | | 0 | | 1 | | | | |
| Totals | | | 13-30 | 5-13 | 15-18 | 8 | 11 | 19 | 13 | 13 | 46 | 6 | 5 | 2 | 0 | 2 | 9 |

| Shooting By Period | | |
|---------------------|-------|-------|
| 2 nd FG% | 13-30 | 43.3% |
| 3PT% | 5-13 | 38.5% |
| FT% | 15-18 | 83.3% |
| GM FG% | 13-30 | 43.3% |
| 3PT% | 5-13 | 38.5% |
| FT% | 15-18 | 83.3% |

Dead Ball Rebounds: 1, 0

Technical Fouls::NONE

| | VAN | USC |
|------------------|----------------------------|---------------------------|
| Biggest lead | 22 (2 nd 19:29) | 0 (1 st 20:00) |
| Best Scoring Run | 8(2 nd 15:19) | 8(2 nd 17:15) |
| Lead Changes | 0 | |
| Times Tied | 0 | |
| Time with Lead | 19:45 | 00:00 |

| | VAN | USC |
|---------------|-----|-----|
| Points from | | |
| Turnovers | 3 | 12 |
| Paint | 16 | 16 |
| Second Chance | 8 | 7 |
| Fast Breaks | 1 | 5 |
| Bench | 4 | 8 |

| | Period by Period Scoring | | |
|-----|--------------------------|-----|-----|
| | 1st | 2nd | TOT |
| VAN | 38 | 37 | 75 |
| USC | 18 | 46 | 64 |



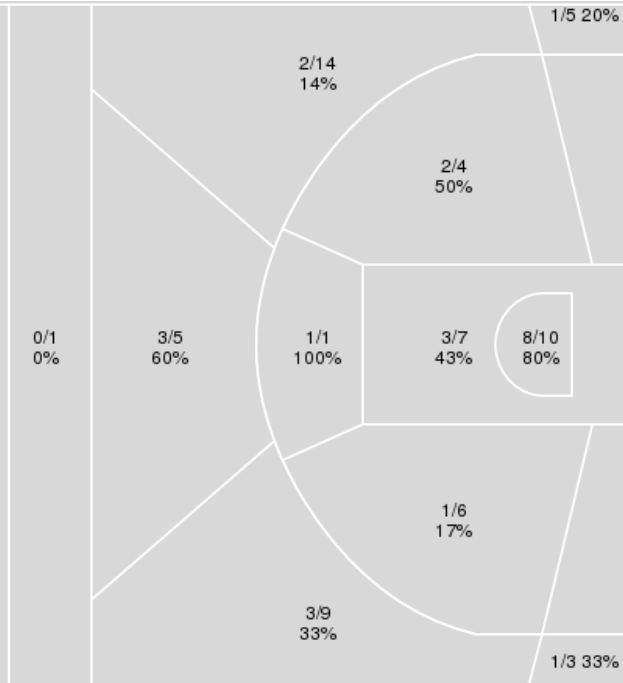
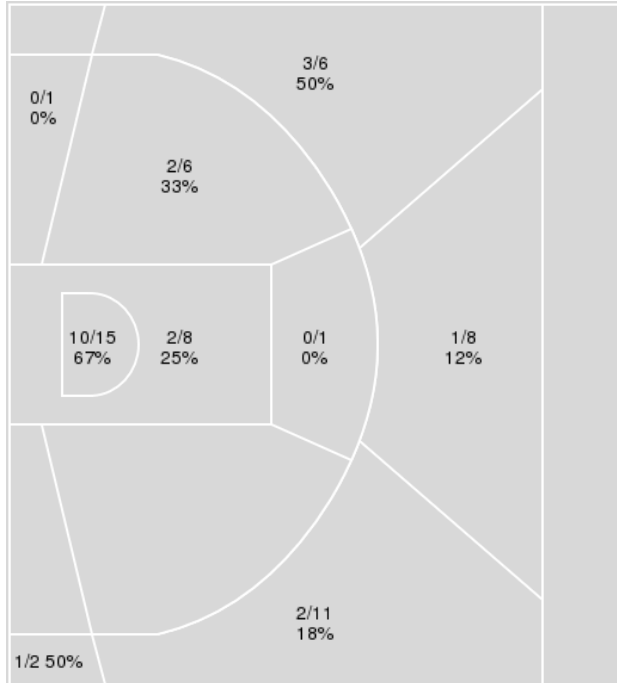
Officials: Wil Howard, Keith Kimble, Courtney Greene

{ Players => All; } FG Types => All; Results => All;

{ Players => All; } FG Types => All; Results => All;

South Carolina

Vanderbilt



| South Carolina | M/A | % |
|----------------|-------|----|
| Field Goals | 21/58 | 36 |
| 2 Points | 14/31 | 45 |
| 3 Points | 7/27 | 26 |
| Free Throws | 15/18 | 83 |

| Vanderbilt | M/A | % |
|-------------|-------|----|
| Field Goals | 25/65 | 38 |
| 2 Points | 15/28 | 54 |
| 3 Points | 10/37 | 27 |
| Free Throws | 15/23 | 65 |



Vanderbilt at South Carolina

02/14/23 Colonial Life Arena, Columbia
2022-23 Men's Basketball

Game Time: 6:30 PM
Game Duration: 1:58
Attendance: 8,906

Officials: Wil Howard, Keith Kimble, Courtney Greene

Vanderbilt

| No | Name | Mins | | Score | | Points Diff | | Points per Min | | Assists | | Rebounds | | Steals | | Turnovers | |
|----|-----------------------|-------|-------|---------|---------|-------------|-----|----------------|------|---------|-----|----------|-----|--------|-----|-----------|-----|
| | | On | Off | On | Off | On | Off | On | Off | On | Off | On | Off | On | Off | On | Off |
| 0 | Tyrin Lawrence | 30:29 | 09:31 | 58 - 45 | 17 - 19 | 13 | -2 | 1.90 | 1.79 | 11 | 3 | 41 | 7 | 2 | 2 | 7 | 2 |
| 1 | Colin Smith | 14:42 | 25:18 | 23 - 29 | 52 - 35 | -6 | 17 | 1.56 | 2.06 | 4 | 10 | 18 | 30 | 2 | 2 | 3 | 6 |
| 2 | Noah Shelby | 02:29 | 37:31 | 2 - 9 | 73 - 55 | -7 | 18 | 0.81 | 1.95 | 0 | 14 | 1 | 47 | 0 | 4 | 1 | 8 |
| 3 | Paul Lewis | 10:25 | 29:35 | 18 - 17 | 57 - 47 | 1 | 10 | 1.73 | 1.93 | 4 | 10 | 14 | 34 | 2 | 2 | 1 | 8 |
| 4 | Jordan Wright | 19:52 | 20:08 | 37 - 36 | 38 - 28 | 1 | 10 | 1.86 | 1.89 | 7 | 7 | 27 | 21 | 3 | 1 | 3 | 6 |
| 5 | Ezra Manjon | 31:11 | 08:49 | 60 - 47 | 15 - 17 | 13 | -2 | 1.92 | 1.70 | 10 | 4 | 35 | 13 | 2 | 2 | 8 | 1 |
| 10 | Myles Stute | 26:36 | 13:24 | 52 - 41 | 23 - 23 | 11 | 0 | 1.95 | 1.72 | 10 | 4 | 29 | 19 | 2 | 2 | 7 | 2 |
| 12 | Trey Thomas | 24:16 | 15:44 | 50 - 32 | 25 - 32 | 18 | -7 | 2.06 | 1.59 | 10 | 4 | 27 | 21 | 3 | 1 | 6 | 3 |
| 21 | Liam Robbins | 29:43 | 10:17 | 59 - 43 | 16 - 21 | 16 | -5 | 1.99 | 1.56 | 10 | 4 | 35 | 13 | 1 | 3 | 6 | 3 |
| 42 | Quentin Millora-Brown | 10:17 | 29:43 | 16 - 21 | 59 - 43 | -5 | 16 | 1.56 | 1.99 | 4 | 10 | 13 | 35 | 3 | 1 | 3 | 6 |

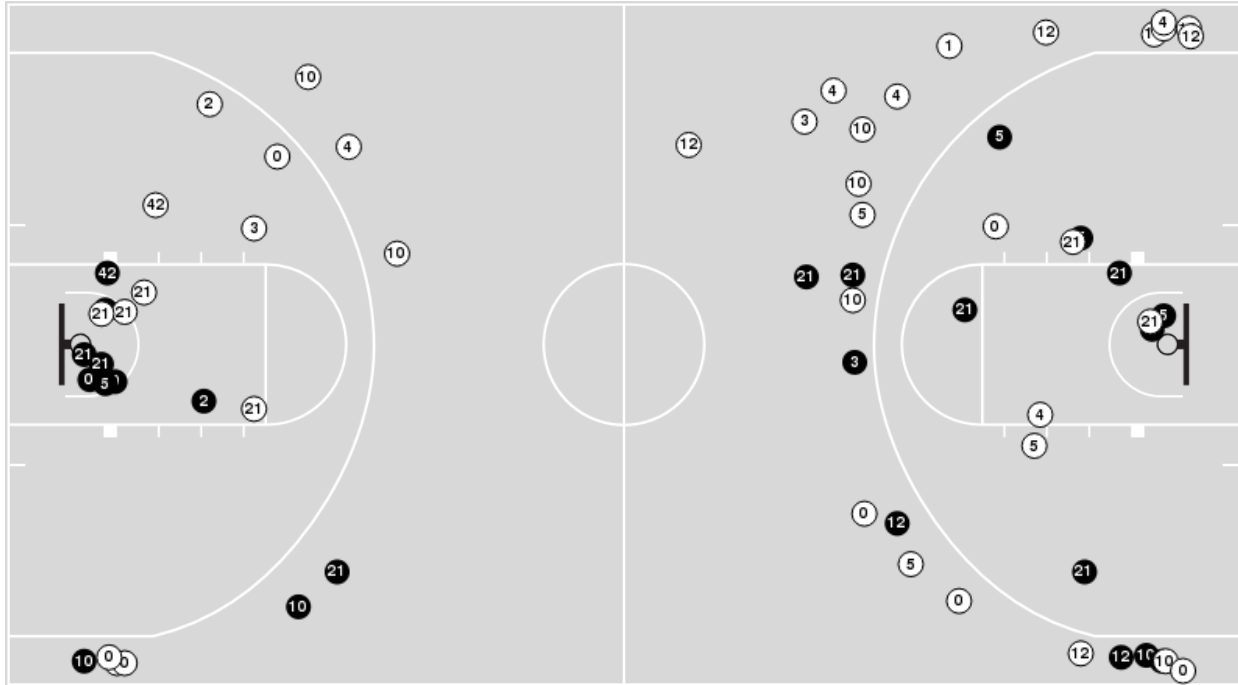
South Carolina

| No | Name | Mins | | Score | | Points Diff | | Points per Min | | Assists | | Rebounds | | Steals | | Turnovers | |
|----|--------------------------|-------|-------|---------|---------|-------------|-----|----------------|------|---------|-----|----------|-----|--------|-----|-----------|-----|
| | | On | Off | On | Off | On | Off | On | Off | On | Off | On | Off | On | Off | On | Off |
| 1 | Jacobi Wright | 33:05 | 06:55 | 55 - 57 | 9 - 18 | -2 | -9 | 1.66 | 1.30 | 7 | 2 | 30 | 4 | 1 | 1 | 8 | 2 |
| 2 | Chico Carter, Jr. | 34:37 | 05:23 | 62 - 64 | 2 - 11 | -2 | -9 | 1.79 | 0.37 | 8 | 1 | 31 | 3 | 2 | 0 | 9 | 1 |
| 5 | Meechie Johnson | 33:57 | 06:03 | 54 - 65 | 10 - 10 | -11 | 0 | 1.59 | 1.65 | 7 | 2 | 29 | 5 | 2 | 0 | 8 | 2 |
| 10 | Hayden Brown | 31:49 | 08:11 | 56 - 51 | 8 - 24 | 5 | -16 | 1.76 | 0.98 | 7 | 2 | 26 | 8 | 2 | 0 | 8 | 2 |
| 12 | Zachary Davis | 13:11 | 26:49 | 23 - 23 | 41 - 52 | 0 | -11 | 1.74 | 1.53 | 5 | 4 | 11 | 23 | 1 | 1 | 4 | 6 |
| 23 | Gregory "GG" Jackson II | 15:57 | 24:03 | 10 - 41 | 54 - 34 | -31 | 20 | 0.63 | 2.25 | 1 | 8 | 10 | 24 | 0 | 2 | 3 | 7 |
| 30 | Daniel Hankins-Sanford | 05:32 | 34:28 | 13 - 10 | 51 - 65 | 3 | -14 | 2.35 | 1.48 | 2 | 7 | 6 | 28 | 0 | 2 | 0 | 10 |
| 31 | Benjamin Bosmans-Verdonk | 08:13 | 31:47 | 2 - 25 | 62 - 50 | -23 | 12 | 0.24 | 1.95 | 0 | 9 | 5 | 29 | 0 | 2 | 3 | 7 |
| 33 | Josh Gray | 23:39 | 16:21 | 45 - 39 | 19 - 36 | 6 | -17 | 1.90 | 1.16 | 8 | 1 | 22 | 12 | 2 | 0 | 7 | 3 |

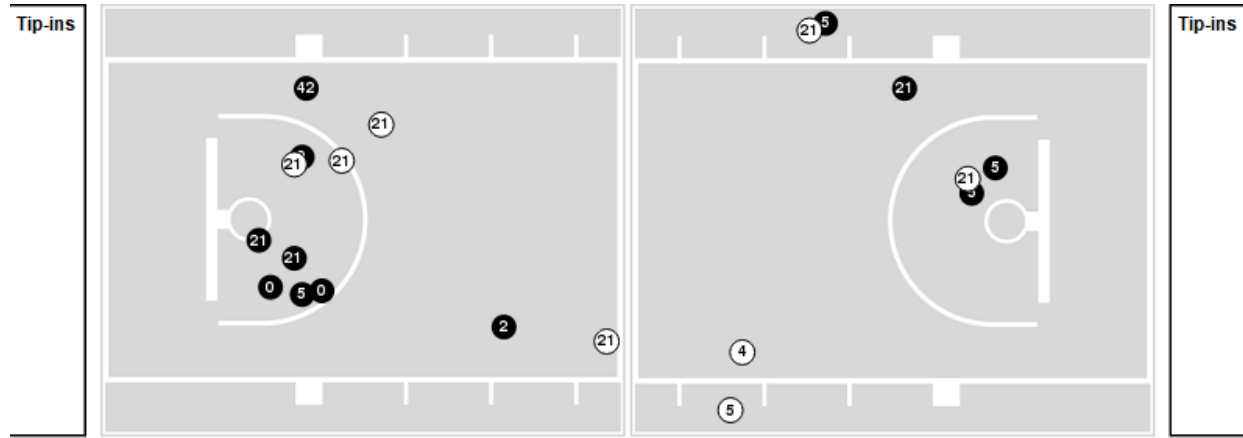


Players => AllFG Types=>AllResults=>All
Vanderbilt

All Field Goals



Blow Up Chart



● Made ○ Missed N - Player Number

| Vanderbilt | M/A | % |
|-------------|-------|----|
| Field Goals | 25/65 | 38 |
| 2 Points | 15/28 | 54 |
| 3 Points | 10/37 | 27 |
| Free Throws | 15/23 | 65 |

| Vanderbilt | M/A | % |
|----------------------|--------------|----|
| Points in the Paint | 22 (11 / 17) | 65 |
| Fast Break Points | 4 (2/3) | 67 |
| Second Chance Points | 22 (12/22) | 55 |
| Effective FG% | 46 | |

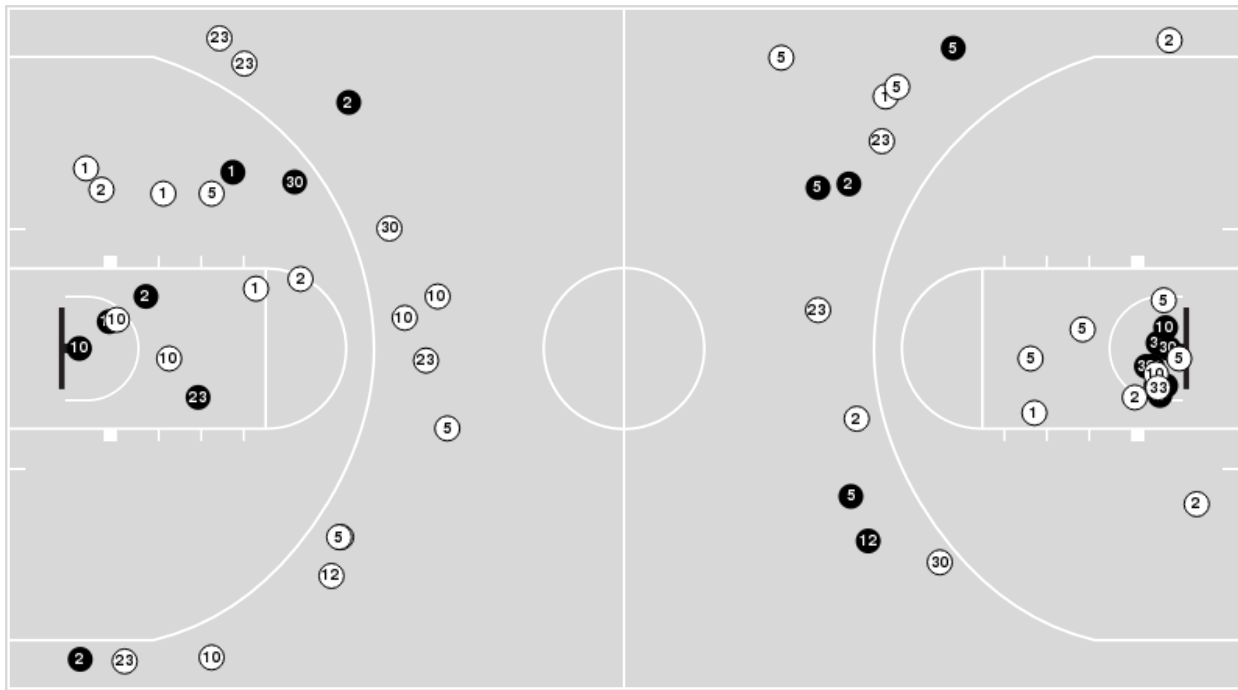


Officials: Wil Howard, Keith Kimble, Courtney Greene

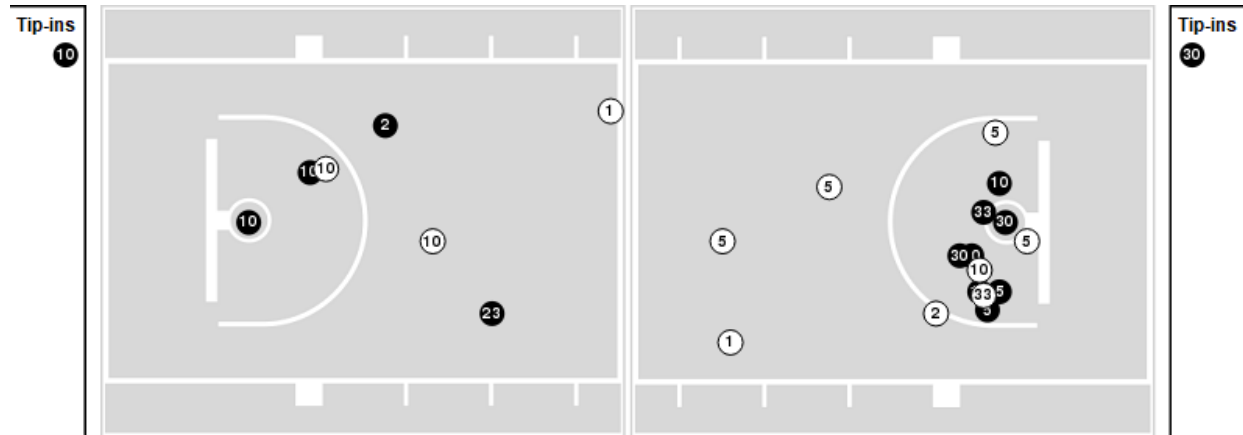
Players => AllFG Types=>AllResults=>All

South Carolina

All Field Goals



Blow Up Chart



● Made ○ Missed N - Player Number

| South Carolina | M/A | % |
|----------------|-------|----|
| Field Goals | 21/58 | 36 |
| 2 Points | 14/31 | 45 |
| 3 Points | 7/27 | 26 |
| Free Throws | 15/18 | 83 |

| South Carolina | M/A | % |
|----------------------|--------------|-----|
| Points in the Paint | 24 (12 / 23) | 52 |
| Fast Break Points | 5 (3/3) | 100 |
| Second Chance Points | 11 (5/10) | 50 |
| Effective FG% | 42 | |



Vanderbilt at South Carolina

02/14/23 Colonial Life Arena, Columbia
2022-23 Men's Basketball

Game Time: 6:30 PM
Game Duration: 1:58
Attendance: 8,906

Officials: Wil Howard, Keith Kimble, Courtney Greene

Vanderbilt

| Lineup | Quarter On | Time On | Quarter Off | Time Off | Time on Court | Score | Score Diff | Reb | Stl | Tov | Ass | PPP |
|--|------------|---------|-------------|----------|---------------|-------|------------|-----|-----|-----|-----|--------|
| 0- Lawrence T/ 5- Manjon E/ 10- Stute M/ 12- Thomas T/ 21- Robbins L/ | 1 | 20:00 | 1 | 11:57 | 08:03 | 15-4 | 11 | 12 | 1 | 1 | 3 | 1.1538 |
| 0- Lawrence T/ 3- Lewis P/ 4- Wright J/ 12- Thomas T/ 42- Millora-Brown Q/ | 1 | 11:57 | 1 | 10:56 | 01:01 | 0-3 | -3 | 2 | 0 | 0 | 0 | 0.0000 |
| 1- Smith C/ 3- Lewis P/ 4- Wright J/ 12- Thomas T/ 42- Millora-Brown Q/ | 1 | 10:56 | 1 | 07:38 | 03:18 | 6-5 | 1 | 4 | 1 | 0 | 2 | 1.2000 |
| 1- Smith C/ 3- Lewis P/ 4- Wright J/ 5- Manjon E/ 21- Robbins L/ | 1 | 07:38 | 1 | 06:02 | 01:36 | 3-0 | 3 | 1 | 0 | 0 | 0 | 1.2295 |
| 0- Lawrence T/ 1- Smith C/ 4- Wright J/ 5- Manjon E/ 21- Robbins L/ | 1 | 06:02 | 1 | 04:22 | 01:40 | 3-2 | 1 | 4 | 0 | 0 | 0 | 1.0417 |
| 0- Lawrence T/ 4- Wright J/ 5- Manjon E/ 10- Stute M/ 21- Robbins L/ | 1 | 04:22 | 1 | 03:32 | 00:50 | 1-0 | 1 | 3 | 0 | 0 | 0 | 0.6944 |
| 0- Lawrence T/ 5- Manjon E/ 10- Stute M/ 12- Thomas T/ 21- Robbins L/ | 1 | 03:32 | 2 | 14:41 | 08:51 | 20-12 | 8 | 7 | 0 | 4 | 4 | 1.3441 |
| 4- Wright J/ 5- Manjon E/ 10- Stute M/ 12- Thomas T/ 42- Millora-Brown Q/ | 2 | 14:41 | 2 | 13:37 | 01:04 | 2-3 | -1 | 0 | 1 | 1 | 0 | 0.6667 |
| 0- Lawrence T/ 1- Smith C/ 4- Wright J/ 5- Manjon E/ 42- Millora-Brown Q/ | 2 | 13:37 | 2 | 10:07 | 03:30 | 5-10 | -5 | 3 | 0 | 1 | 2 | 1.0246 |
| 0- Lawrence T/ 1- Smith C/ 3- Lewis P/ 4- Wright J/ 42- Millora-Brown Q/ | 2 | 10:07 | 2 | 08:43 | 01:24 | 3-0 | 3 | 4 | 1 | 1 | 0 | 1.2295 |
| 0- Lawrence T/ 3- Lewis P/ 4- Wright J/ 10- Stute M/ 21- Robbins L/ | 2 | 08:43 | 2 | 07:38 | 01:05 | 2-3 | -1 | 2 | 0 | 0 | 1 | 1.0000 |
| 3- Lewis P/ 4- Wright J/ 10- Stute M/ 12- Thomas T/ 21- Robbins L/ | 2 | 07:38 | 2 | 06:34 | 01:04 | 4-2 | 2 | 1 | 0 | 0 | 1 | 1.6393 |
| 1- Smith C/ 2- Shelby N/ 3- Lewis P/ 10- Stute M/ 21- Robbins L/ | 2 | 06:34 | 2 | 05:37 | 00:57 | 0-4 | -4 | 0 | 0 | 0 | 0 | 0.0000 |
| 1- Smith C/ 2- Shelby N/ 5- Manjon E/ 10- Stute M/ 21- Robbins L/ | 2 | 05:37 | 2 | 04:05 | 01:32 | 2-5 | -3 | 1 | 0 | 1 | 0 | 1.0000 |
| 0- Lawrence T/ 1- Smith C/ 5- Manjon E/ 10- Stute M/ 21- Robbins L/ | 2 | 04:05 | 2 | 03:20 | 00:45 | 1-3 | -2 | 1 | 0 | 0 | 0 | 1.1364 |
| 0- Lawrence T/ 4- Wright J/ 5- Manjon E/ 10- Stute M/ 21- Robbins L/ | 2 | 03:20 | 2 | 00:55 | 02:25 | 5-5 | 0 | 2 | 0 | 0 | 1 | 1.3736 |
| 0- Lawrence T/ 4- Wright J/ 5- Manjon E/ 12- Thomas T/ 21- Robbins L/ | 2 | 00:55 | 2 | 00:00 | 00:55 | 3-3 | 0 | 1 | 0 | 0 | 0 | 1.7045 |



Vanderbilt at South Carolina

02/14/23 Colonial Life Arena, Columbia
2022-23 Men's Basketball

Game Time: 6:30 PM
Game Duration: 1:58
Attendance: 8,906

Officials: Wil Howard, Keith Kimble, Courtney Greene

South Carolina

| Lineup | Quarter On | Time On | Quarter Off | Time Off | Time on Court | Score | Score Diff | Reb | Stl | Tov | Ass | PPP |
|---|------------|---------|-------------|----------|---------------|-------|------------|-----|-----|-----|-----|--------|
| 1- Wright J/ 2- Carter, Jr. C/ 5- Johnson M/ 10- Brown H/ 33- Gray J/ | 1 | 20:00 | 1 | 16:16 | 03:44 | 2-3 | -1 | 2 | 0 | 1 | 0 | 0.4000 |
| 2- Carter, Jr. C/ 5- Johnson M/ 10- Brown H/ 23- Jackson II G/ 31- Bosmans-Verdonk B/ | 1 | 16:16 | 1 | 11:57 | 04:19 | 2-12 | -10 | 3 | 0 | 1 | 0 | 0.2857 |
| 1- Wright J/ 2- Carter, Jr. C/ 10- Brown H/ 12- Davis Z/ 33- Gray J/ | 1 | 11:57 | 1 | 07:38 | 04:19 | 8-6 | 2 | 5 | 0 | 2 | 2 | 1.1429 |
| 1- Wright J/ 5- Johnson M/ 12- Davis Z/ 23- Jackson II G/ 33- Gray J/ | 1 | 07:38 | 1 | 06:21 | 01:17 | 0-2 | -2 | 1 | 0 | 1 | 0 | 0.0000 |
| 1- Wright J/ 5- Johnson M/ 23- Jackson II G/ 30- Hankins-Sanford D/ 33- Gray J/ | 1 | 06:21 | 1 | 04:22 | 01:59 | 2-4 | -2 | 1 | 0 | 0 | 1 | 0.6667 |
| 1- Wright J/ 5- Johnson M/ 10- Brown H/ 23- Jackson II G/ 33- Gray J/ | 1 | 04:22 | 1 | 03:32 | 00:50 | 0-1 | -1 | 1 | 0 | 0 | 0 | 0.0000 |
| 1- Wright J/ 5- Johnson M/ 10- Brown H/ 23- Jackson II G/ 31- Bosmans-Verdonk B/ | 1 | 03:32 | 1 | 02:15 | 01:17 | 0-4 | -4 | 0 | 0 | 0 | 0 | 0.0000 |
| 1- Wright J/ 2- Carter, Jr. C/ 5- Johnson M/ 10- Brown H/ 23- Jackson II G/ | 1 | 02:15 | 1 | 00:21 | 01:54 | 4-3 | 1 | 2 | 0 | 0 | 0 | 1.3333 |
| 1- Wright J/ 2- Carter, Jr. C/ 5- Johnson M/ 23- Jackson II G/ 33- Gray J/ | 1 | 00:21 | 2 | 20:00 | 00:21 | 0-3 | -3 | 0 | 0 | 0 | 0 | 0.0000 |
| 1- Wright J/ 2- Carter, Jr. C/ 5- Johnson M/ 10- Brown H/ 33- Gray J/ | 2 | 20:00 | 2 | 16:57 | 03:03 | 8-2 | 6 | 4 | 1 | 2 | 1 | 1.1834 |
| 1- Wright J/ 2- Carter, Jr. C/ 5- Johnson M/ 23- Jackson II G/ 31- Bosmans-Verdonk B/ | 2 | 16:57 | 2 | 14:41 | 02:16 | 0-8 | -8 | 2 | 0 | 1 | 0 | 0.0000 |
| 1- Wright J/ 2- Carter, Jr. C/ 5- Johnson M/ 10- Brown H/ 33- Gray J/ | 2 | 14:41 | 2 | 12:22 | 02:19 | 6-2 | 4 | 2 | 0 | 1 | 1 | 1.5000 |
| 2- Carter, Jr. C/ 5- Johnson M/ 10- Brown H/ 12- Davis Z/ 33- Gray J/ | 2 | 12:22 | 2 | 10:07 | 02:15 | 7-5 | 2 | 1 | 1 | 0 | 2 | 2.3333 |
| 2- Carter, Jr. C/ 5- Johnson M/ 10- Brown H/ 12- Davis Z/ 31- Bosmans-Verdonk B/ | 2 | 10:07 | 2 | 09:46 | 00:21 | 0-1 | -1 | 0 | 0 | 1 | 0 | 0.0000 |
| 1- Wright J/ 2- Carter, Jr. C/ 10- Brown H/ 12- Davis Z/ 23- Jackson II G/ | 2 | 09:46 | 2 | 08:02 | 01:44 | 2-4 | -2 | 0 | 0 | 0 | 0 | 0.6667 |
| 1- Wright J/ 2- Carter, Jr. C/ 5- Johnson M/ 10- Brown H/ 12- Davis Z/ | 2 | 08:02 | 2 | 07:38 | 00:24 | 1-0 | 1 | 1 | 0 | 0 | 0 | 0.6944 |
| 1- Wright J/ 2- Carter, Jr. C/ 5- Johnson M/ 30- Hankins-Sanford D/ 33- Gray J/ | 2 | 07:38 | 2 | 06:15 | 01:23 | 3-4 | -1 | 2 | 0 | 0 | 0 | 1.2931 |
| 1- Wright J/ 2- Carter, Jr. C/ 5- Johnson M/ 10- Brown H/ 30- Hankins-Sanford D/ | 2 | 06:15 | 2 | 04:05 | 02:10 | 8-2 | 6 | 3 | 0 | 0 | 1 | 2.1277 |
| 1- Wright J/ 2- Carter, Jr. C/ 5- Johnson M/ 10- Brown H/ 33- Gray J/ | 2 | 04:05 | 2 | 03:02 | 01:03 | 5-3 | 2 | 1 | 0 | 0 | 0 | 2.6596 |
| 1- Wright J/ 2- Carter, Jr. C/ 5- Johnson M/ 10- Brown H/ 12- Davis Z/ | 2 | 03:02 | 2 | 02:58 | 00:04 | 0-0 | 0 | 0 | 0 | 0 | 0 | 0.0000 |
| 1- Wright J/ 2- Carter, Jr. C/ 5- Johnson M/ 10- Brown H/ 33- Gray J/ | 2 | 02:58 | 2 | 02:47 | 00:11 | 1-1 | 0 | 0 | 0 | 0 | 0 | 2.2727 |
| 1- Wright J/ 2- Carter, Jr. C/ 5- Johnson M/ 10- Brown H/ 12- Davis Z/ | 2 | 02:47 | 2 | 00:55 | 01:52 | 2-2 | 0 | 1 | 0 | 0 | 0 | 0.8621 |
| 1- Wright J/ 2- Carter, Jr. C/ 5- Johnson M/ 12- Davis Z/ 33- Gray J/ | 2 | 00:55 | 2 | 00:00 | 00:55 | 3-3 | 0 | 2 | 0 | 0 | 1 | 1.5000 |



Vanderbilt at South Carolina

02/14/23 Colonial Life Arena, Columbia
2022-23 Men's Basketball

Game Time: 6:30 PM
Game Duration: 1:58
Attendance: 8,906

Officials: Wil Howard, Keith Kimble, Courtney Greene

Vanderbilt

| Lineup | Time | Score | Score Diff | Pts/Min | Reb | Stl | Tov | Ass | PPP |
|--|-------|-------|------------|---------|-----|-----|-----|-----|--------|
| 0- Lawrence T/ 5- Manjon E/ 10- Stute M/ 12- Thomas T/ 21- Robbins L/ | 16:54 | 35-16 | 19 | 2.0710 | 19 | 1 | 5 | 7 | 1.2554 |
| 0- Lawrence T/ 1- Smith C/ 4- Wright J/ 5- Manjon E/ 42- Millora-Brown Q/ | 03:30 | 5-10 | -5 | 1.4286 | 3 | 0 | 1 | 2 | 1.0246 |
| 1- Smith C/ 3- Lewis P/ 4- Wright J/ 12- Thomas T/ 42- Millora-Brown Q/ | 03:18 | 6-5 | 1 | 1.8182 | 4 | 1 | 0 | 2 | 1.2000 |
| 0- Lawrence T/ 4- Wright J/ 5- Manjon E/ 10- Stute M/ 21- Robbins L/ | 03:15 | 6-5 | 1 | 1.8462 | 5 | 0 | 0 | 1 | 1.1811 |
| 0- Lawrence T/ 1- Smith C/ 4- Wright J/ 5- Manjon E/ 21- Robbins L/ | 01:40 | 3-2 | 1 | 1.8000 | 4 | 0 | 0 | 0 | 1.0417 |
| 1- Smith C/ 3- Lewis P/ 4- Wright J/ 5- Manjon E/ 21- Robbins L/ | 01:36 | 3-0 | 3 | 1.8750 | 1 | 0 | 0 | 0 | 1.2295 |
| 1- Smith C/ 2- Shelby N/ 5- Manjon E/ 10- Stute M/ 21- Robbins L/ | 01:32 | 2-5 | -3 | 1.3043 | 1 | 0 | 1 | 0 | 1.0000 |
| 0- Lawrence T/ 1- Smith C/ 3- Lewis P/ 4- Wright J/ 42- Millora-Brown Q/ | 01:24 | 3-0 | 3 | 2.1429 | 4 | 1 | 1 | 0 | 1.2295 |
| 0- Lawrence T/ 3- Lewis P/ 4- Wright J/ 10- Stute M/ 21- Robbins L/ | 01:05 | 2-3 | -1 | 1.8462 | 2 | 0 | 0 | 1 | 1.0000 |
| 4- Wright J/ 5- Manjon E/ 10- Stute M/ 12- Thomas T/ 42- Millora-Brown Q/ | 01:04 | 2-3 | -1 | 1.8750 | 0 | 1 | 1 | 0 | 0.6667 |
| 3- Lewis P/ 4- Wright J/ 10- Stute M/ 12- Thomas T/ 21- Robbins L/ | 01:04 | 4-2 | 2 | 3.7500 | 1 | 0 | 0 | 1 | 1.6393 |
| 0- Lawrence T/ 3- Lewis P/ 4- Wright J/ 12- Thomas T/ 42- Millora-Brown Q/ | 01:01 | 0-3 | -3 | 0.0000 | 2 | 0 | 0 | 0 | 0.0000 |
| 1- Smith C/ 2- Shelby N/ 3- Lewis P/ 10- Stute M/ 21- Robbins L/ | 00:57 | 0-4 | -4 | 0.0000 | 0 | 0 | 0 | 0 | 0.0000 |
| 0- Lawrence T/ 4- Wright J/ 5- Manjon E/ 12- Thomas T/ 21- Robbins L/ | 00:55 | 3-3 | 0 | 3.2727 | 1 | 0 | 0 | 0 | 1.7045 |
| 0- Lawrence T/ 1- Smith C/ 5- Manjon E/ 10- Stute M/ 21- Robbins L/ | 00:45 | 1-3 | -2 | 1.3333 | 1 | 0 | 0 | 0 | 1.1364 |



Vanderbilt at South Carolina

02/14/23 Colonial Life Arena, Columbia
2022-23 Men's Basketball

Game Time: 6:30 PM
Game Duration: 1:58
Attendance: 8,906

Officials: Wil Howard, Keith Kimble, Courtney Greene

South Carolina

| Lineup | Time | Score | Score Diff | Pts/Min | Reb | Stl | Tov | Ass | PPP |
|---|-------|-------|------------|---------|-----|-----|-----|-----|--------|
| 1- Wright J/ 2- Carter, Jr. C/ 5- Johnson M/ 10- Brown H/ 33- Gray J/ | 10:20 | 22-11 | 11 | 2.1290 | 9 | 1 | 4 | 2 | 1.2168 |
| 2- Carter, Jr. C/ 5- Johnson M/ 10- Brown H/ 23- Jackson II G/ 31- Bosmans-Verdonk B/ | 04:19 | 2-12 | -10 | 0.4633 | 3 | 0 | 1 | 0 | 0.2857 |
| 1- Wright J/ 2- Carter, Jr. C/ 10- Brown H/ 12- Davis Z/ 33- Gray J/ | 04:19 | 8-6 | 2 | 1.8533 | 5 | 0 | 2 | 2 | 1.1429 |
| 1- Wright J/ 2- Carter, Jr. C/ 5- Johnson M/ 10- Brown H/ 12- Davis Z/ | 02:20 | 3-2 | 1 | 1.2857 | 2 | 0 | 0 | 0 | 0.7979 |
| 1- Wright J/ 2- Carter, Jr. C/ 5- Johnson M/ 23- Jackson II G/ 31- Bosmans-Verdonk B/ | 02:16 | 0-8 | -8 | 0.0000 | 2 | 0 | 1 | 0 | 0.0000 |
| 2- Carter, Jr. C/ 5- Johnson M/ 10- Brown H/ 12- Davis Z/ 33- Gray J/ | 02:15 | 7-5 | 2 | 3.1111 | 1 | 1 | 0 | 2 | 2.3333 |
| 1- Wright J/ 2- Carter, Jr. C/ 5- Johnson M/ 10- Brown H/ 30- Hankins-Sanford D/ | 02:10 | 8-2 | 6 | 3.6923 | 3 | 0 | 0 | 1 | 2.1277 |
| 1- Wright J/ 5- Johnson M/ 23- Jackson II G/ 30- Hankins-Sanford D/ 33- Gray J/ | 01:59 | 2-4 | -2 | 1.0084 | 1 | 0 | 0 | 1 | 0.6667 |
| 1- Wright J/ 2- Carter, Jr. C/ 5- Johnson M/ 10- Brown H/ 23- Jackson II G/ | 01:54 | 4-3 | 1 | 2.1053 | 2 | 0 | 0 | 0 | 1.3333 |
| 1- Wright J/ 2- Carter, Jr. C/ 10- Brown H/ 12- Davis Z/ 23- Jackson II G/ | 01:44 | 2-4 | -2 | 1.1538 | 0 | 0 | 0 | 0 | 0.6667 |
| 1- Wright J/ 2- Carter, Jr. C/ 5- Johnson M/ 30- Hankins-Sanford D/ 33- Gray J/ | 01:23 | 3-4 | -1 | 2.1687 | 2 | 0 | 0 | 0 | 1.2931 |
| 1- Wright J/ 5- Johnson M/ 12- Davis Z/ 23- Jackson II G/ 33- Gray J/ | 01:17 | 0-2 | -2 | 0.0000 | 1 | 0 | 1 | 0 | 0.0000 |
| 1- Wright J/ 5- Johnson M/ 10- Brown H/ 23- Jackson II G/ 31- Bosmans-Verdonk B/ | 01:17 | 0-4 | -4 | 0.0000 | 0 | 0 | 0 | 0 | 0.0000 |
| 1- Wright J/ 2- Carter, Jr. C/ 5- Johnson M/ 12- Davis Z/ 33- Gray J/ | 00:55 | 3-3 | 0 | 3.2727 | 2 | 0 | 0 | 1 | 1.5000 |
| 1- Wright J/ 5- Johnson M/ 10- Brown H/ 23- Jackson II G/ 33- Gray J/ | 00:50 | 0-1 | -1 | 0.0000 | 1 | 0 | 0 | 0 | 0.0000 |
| 1- Wright J/ 2- Carter, Jr. C/ 5- Johnson M/ 23- Jackson II G/ 33- Gray J/ | 00:21 | 0-3 | -3 | 0.0000 | 0 | 0 | 0 | 0 | 0.0000 |
| 2- Carter, Jr. C/ 5- Johnson M/ 10- Brown H/ 12- Davis Z/ 31- Bosmans-Verdonk B/ | 00:21 | 0-1 | -1 | 0.0000 | 0 | 0 | 1 | 0 | 0.0000 |