



Vanderbilt at Florida

02/11/23 Exactech Arena at Stephen C. O'Connell Center, Gainesville
2022-23 Men's Basketball

Game Time: 3:30 PM
Game Duration: 1:49
Attendance: 10,024

Officials: K.B. Burdett Jr., Byron Jarrett, Rob Rorke

Vanderbilt - 88

Record: 13-12 (6-6)

NO.	Name	Min	FG			Rebounds			Fouls		TP	AS	TO	ST	Blocks		+/-
			M-A	M-A	M-A	OR	DR	TOT	PF	FD					BS	BA	
10	Myles Stute	F 26:58	2-4	1-2	0-0	1	5	6	1	0	5	0	0	0	0	1	2
21	Liam Robbins	C 28:53	10-18	3-4	9-11	1	9	10	4	6	32	0	2	0	4	0	1
0	Tyrin Lawrence	G 29:42	2-6	0-2	0-0	0	4	4	0	1	4	2	1	0	0	0	10
5	Ezra Manjon	G 34:02	3-6	0-1	5-8	0	2	2	0	4	11	8	0	1	0	1	8
12	Trey Thomas	G 27:45	5-5	4-4	2-2	1	0	1	0	3	16	0	0	0	0	0	9
1	Colin Smith	12:49	2-4	2-3	0-0	0	0	0	2	0	6	0	0	0	0	0	0
3	Paul Lewis	04:10	0-3	0-2	0-0	0	1	1	1	0	0	1	0	0	0	0	0
4	Jordan Wright	19:35	3-10	1-3	3-6	1	9	10	4	2	10	1	2	1	0	0	7
42	Quentin Millora-Brown	11:07	0-0	0-0	1-2	0	3	3	3	1	1	1	0	0	0	0	7
2	Noah Shelby	04:59	1-2	1-2	0-0	0	0	0	0	0	3	0	0	0	0	1	-4
Team						1	2	3			0		0				
Totals			28-58	12-23	20-29	5	35	40	15	17	88	13	5	2	4	3	8

Shooting By Period		
1st FG%	16-31	51.6%
3PT%	7-14	50.0%
FT%	3-4	75%
2nd FG%	12-27	44.4%
3PT%	5-9	55.6%
FT%	17-25	68%
GM FG%	28-58	48.3%
3PT%	12-23	52.2%
FT%	20-29	69.0%

Dead Ball Rebounds: 4, 0

Technical Fouls::NONE

Florida - 80

Record: 13-12 (6-6)

NO.	Name	Min	FG			Rebounds			Fouls		TP	AS	TO	ST	Blocks		+/-
			M-A	M-A	M-A	OR	DR	TOT	PF	FD					BS	BA	
12	Colin Castleton	F 36:04	10-19	0-1	5-9	1	10	11	4	5	25	2	1	1	2	3	-3
0	Myreon Jones	G 21:58	0-3	0-2	0-0	0	2	2	1	0	0	1	0	2	0	0	-4
5	Will Richard	G 29:48	3-5	0-1	1-3	2	2	4	2	3	7	0	0	0	0	0	-4
11	Kyle Lofton	G 35:04	5-8	0-1	2-3	2	2	4	5	2	12	6	0	0	0	0	-10
24	Riley Kugel	G 31:01	8-14	0-4	2-4	1	3	4	0	2	18	1	0	0	0	1	-4
2	Trey Bonham	07:15	0-2	0-1	2-2	0	3	3	0	1	2	0	1	0	0	0	-1
3	Alex Fudge	12:09	1-3	0-1	0-0	0	4	4	2	0	2	1	0	0	1	0	-6
33	Jason Jitoboh	03:56	0-1	0-1	0-0	0	0	0	1	0	0	0	0	0	0	0	-4
14	Kowacie Reeves	22:45	5-12	2-8	2-2	0	3	3	2	2	14	0	1	1	0	0	-4
Team						0	1	1			0		0				
Totals			32-67	2-20	14-23	6	30	36	17	15	80	11	3	4	3	4	-8

Shooting By Period		
1st FG%	19-36	52.8%
3PT%	1-10	10.0%
FT%	2-2	100%
2nd FG%	13-31	41.9%
3PT%	1-10	10.0%
FT%	12-21	57.1%
GM FG%	32-67	47.8%
3PT%	2-20	10.0%
FT%	14-23	60.9%

Dead Ball Rebounds: 3, 0

Technical Fouls::NONE

	VAN	UF
Biggest lead	10 (2 nd 1:18)	4 (2 nd 14:40)
Best Scoring Run	7(2 nd 9:00)	6(2 nd 18:21)
Lead Changes	15	
Times Tied	7	
Time with Lead	28:33	09:23

Points from	VAN	UF
Turnovers	3	7
Paint	26	58
Second Chance	8	10
Fast Breaks	7	17
Bench	20	18

	Period by Period Scoring		
	1st	2nd	TOT
VAN	42	46	88
UF	41	39	80



Vanderbilt at Florida

02/11/23 Exactech Arena at Stephen C. O'Connell Center, Gainesville
2022-23 Men's Basketball

Game Time: 3:30 PM
Game Duration: 1:49
Attendance: 10,024

Officials: K.B. Burdett Jr., Byron Jarrett, Rob Rorke

Period 1

Quarter Starters:

UF	0 Jones M	5 Richard W	11 Lofton K	12 Castleton C	24 Kugel R
VAN	0 Lawrence T	5 Manjon E	10 Stute M	12 Thomas T	21 Robbins L

Game Time	UF	Score	Diff	VAN
20:00	12 CASTLETON C jumpball won			21 ROBBINS L jumpball lost
19:44	5 RICHARD W 2pt FG in the paint, driving layup made (2)	2-0	2	
19:44	11 LOFTON K assist (1)			
19:27		2-2	0	21 ROBBINS L 2pt FG in the paint, layup made (2)
19:05	0 JONES M 3pt FG , jump shot missed			
19:02				0 LAWRENCE T defensive rebound (1)
18:53		2-4	-2	21 ROBBINS L 2pt FG outside the paint, jump shot made (4)
18:33	24 KUGEL R 2pt FG in the paint, driving layup made (2)	4-4	0	
18:21		4-7	-3	12 THOMAS T 3pt FG , jump shot made (3)
18:21				5 MANJON E assist (1)
17:59	12 CASTLETON C 2pt FG in the paint, layup made (2)	6-7	-1	
17:59	11 LOFTON K assist (2)			
17:47		6-9	-3	21 ROBBINS L 2pt FG in the paint, dunk, made (6)
17:47				5 MANJON E assist (2)
17:28	12 CASTLETON C 3pt FG , jump shot missed			
17:24				5 MANJON E defensive rebound (1)
17:09		6-11	-5	21 ROBBINS L 2pt FG in the paint, turnaround jump shot made (8)
16:40	24 KUGEL R 2pt FG in the paint, driving layup made (4)	8-11	-3	
16:26		8-14	-6	12 THOMAS T 3pt FG , jump shot made (6)
16:26				5 MANJON E assist (3)
16:26	12 CASTLETON C 2pt FG in the paint, driving layup made (4)	10-14	-4	
15:34				5 MANJON E 2pt FG in the paint, jump shot blocked
15:34	12 CASTLETON C block (1)			
15:20				21 ROBBINS L offensive rebound (1)
15:20		10-16	-6	21 ROBBINS L 2pt FG second chance in the paint, dunk, made (10)
15:15	24 KUGEL R 3pt FG , jump shot missed			
15:11	24 KUGEL R offensive rebound (1)			
15:09	5 RICHARD W 2pt FG second chance in the paint, layup made (4)	12-16	-4	
15:09	24 KUGEL R assist (1)			
14:58		12-19	-7	21 ROBBINS L 3pt FG , jump shot made (13)
14:58				0 LAWRENCE T assist (1)
14:41	24 KUGEL R 2pt FG in the paint, driving layup made (6)	14-19	-5	
14:12				21 ROBBINS L 2pt FG outside the paint, jump shot missed
14:08	12 CASTLETON C defensive rebound (1)			
14:01	24 KUGEL R 3pt FG , jump shot missed			
13:58				10 STUTE M defensive rebound (1)
13:46		14-22	-8	10 STUTE M 3pt FG , jump shot made (3)
13:46				5 MANJON E assist (4)
13:29	12 CASTLETON C 2pt FG in the paint, pull up jump shot made (6)	16-22	-6	
13:10				5 MANJON E 3pt FG , jump shot missed



Vanderbilt at Florida

02/11/23 Exactech Arena at Stephen C. O'Connell Center, Gainesville
2022-23 Men's Basketball

Game Time: 3:30 PM
Game Duration: 1:49
Attendance: 10,024

Officials: K.B. Burdett Jr., Byron Jarrett, Rob Rorke

Game Time	UF	Score	Diff	VAN
13:06	24 KUGEL R defensive rebound (2)			
12:48	5 RICHARD W 2pt FG outside the paint, jump shot missed			
12:44				10 STUTE M defensive rebound (2)
12:23				21 ROBBINS L 2pt FG in the paint, jump shot missed
12:19	5 RICHARD W defensive rebound (1)			
12:10	12 CASTLETON C 2pt FG in the paint, jump shot missed			
12:07				10 STUTE M defensive rebound (3)
11:52				21 ROBBINS L 3pt FG , jump shot missed
11:48				12 THOMAS T offensive rebound (1)
11:41		16-24	-8	0 LAWRENCE T 2pt FG second chance in the paint, layup made (2)
11:21	24 KUGEL R 2pt FG in the paint, layup blocked			
11:21				21 ROBBINS L block (1)
11:16	11 LOFTON K offensive rebound (1)			
11:11	11 LOFTON K 2pt FG second chance outside the paint, jump shot made (2)	18-24	-6	
10:47	0 JONES M steal (1)			0 LAWRENCE T turnover lost ball (1)
10:43	11 LOFTON K 2pt FG fast break from turnover in the paint, driving layup made (4)	20-24	-4	
10:43	0 JONES M assist (1)			
10:23		20-26	-6	5 MANJON E 2pt FG in the paint, driving layup made (2)
09:59	12 CASTLETON C 2pt FG in the paint, alleyoop made (8)	22-26	-4	
09:59	11 LOFTON K assist (3)			
09:59	Timeout 30 Sec			
09:59	Timeout media			
09:59	0 JONES M substitution out			
09:59	12 CASTLETON C substitution out			
09:59	24 KUGEL R substitution out			
09:59	2 BONHAM T substitution in			
09:59	3 FUDGE A substitution in			
09:59	33 JITOBOH J substitution in			
09:59				0 LAWRENCE T substitution out
09:59				5 MANJON E substitution out
09:59				10 STUTE M substitution out
09:59				21 ROBBINS L substitution out
09:59				1 SMITH C substitution in
09:59				3 LEWIS P substitution in
09:59				4 WRIGHT J substitution in
09:59				42 MILLORA-BROWN Q substitution in
09:45				3 LEWIS P 3pt FG , jump shot missed
09:40	3 FUDGE A defensive rebound (1)			
09:19	2 BONHAM T 3pt FG , jump shot missed			
09:16				4 WRIGHT J defensive rebound (1)
08:54				3 LEWIS P 3pt FG , jump shot missed
08:51	5 RICHARD W defensive rebound (2)			
08:38	3 FUDGE A 2pt FG in the paint, jump shot made (2)	24-26	-2	
08:15		24-29	-5	4 WRIGHT J 3pt FG , jump shot made (3)
07:57	33 JITOBOH J 3pt FG , jump shot missed			
07:53				4 WRIGHT J defensive rebound (2)
07:48				1 SMITH C 3pt FG , jump shot missed



Vanderbilt at Florida

02/11/23 Exactech Arena at Stephen C. O'Connell Center, Gainesville
2022-23 Men's Basketball

Game Time: 3:30 PM
Game Duration: 1:49
Attendance: 10,024

Officials: K.B. Burdett Jr., Byron Jarrett, Rob Rorke

Game Time	UF	Score	Diff	VAN
07:44	11 LOFTON K defensive rebound (2)			
07:39	3 FUDGE A 3pt FG , jump shot missed			
07:36				4 WRIGHT J defensive rebound (3)
07:23				4 WRIGHT J 2pt FG outside the paint, jump shot missed
07:16	2 BONHAM T defensive rebound (1)			
07:12	2 BONHAM T foul drawn (1)			3 LEWIS P foul shooting (1 - 1)
07:12	Timeout media			
07:12	5 RICHARD W substitution out			
07:12	11 LOFTON K substitution out			
07:12	33 JITOBOH J substitution out			
07:12	0 JONES M substitution in			
07:12	12 CASTLETON C substitution in			
07:12	14 REEVES K substitution in			
07:12				12 THOMAS T substitution out
07:12				2 SHELBY N substitution in
07:12	2 BONHAM T free throw 1 - 2 made (1)	25-29	-4	
07:12	Timeout media			
07:12	2 BONHAM T free throw 2 - 2 made (2)	26-29	-3	
07:03		26-32	-6	2 SHELBY N 3pt FG , jump shot made (3)
07:03				3 LEWIS P assist (1)
06:35	2 BONHAM T 2pt FG in the paint, layup missed			
06:32				3 LEWIS P defensive rebound (1)
06:28				3 LEWIS P 2pt FG in the paint, jump shot missed
06:22	12 CASTLETON C defensive rebound (2)			
06:14	12 CASTLETON C 2pt FG in the paint, driving layup made (10)	28-32	-4	
05:54				4 WRIGHT J 2pt FG in the paint, layup missed
05:51	0 JONES M defensive rebound (1)			
05:49	2 BONHAM T turnover bad pass (1)			
05:49	2 BONHAM T substitution out			
05:49	24 KUGEL R substitution in			
05:49				3 LEWIS P substitution out
05:49				4 WRIGHT J substitution out
05:49				42 MILLORA-BROWN Q substitution out
05:49				5 MANJON E substitution in
05:49				10 STUTE M substitution in
05:49				21 ROBBINS L substitution in
05:42				2 SHELBY N 3pt FG from turnover, jump shot blocked
05:42	3 FUDGE A block (1)			
05:30	3 FUDGE A defensive rebound (2)			
05:28	0 JONES M 3pt FG , jump shot missed			
05:25				21 ROBBINS L defensive rebound (2)
05:06				21 ROBBINS L 2pt FG in the paint, jump shot missed
05:02	12 CASTLETON C defensive rebound (3)			
04:53	14 REEVES K 3pt FG , jump shot made (3)	31-32	-1	
04:53	3 FUDGE A assist (1)			
04:33	12 CASTLETON C foul shooting (1 - 1)			21 ROBBINS L foul drawn (1)
04:33		31-33	-2	21 ROBBINS L free throw 1 - 2 made (14)
04:33	0 JONES M substitution out			
04:33	3 FUDGE A substitution out			



Vanderbilt at Florida

02/11/23 Exactech Arena at Stephen C. O'Connell Center, Gainesville
2022-23 Men's Basketball

Game Time: 3:30 PM
Game Duration: 1:49
Attendance: 10,024

Officials: K.B. Burdett Jr., Byron Jarrett, Rob Rorke

Game Time	UF	Score	Diff	VAN
04:33	5 RICHARD W substitution in			
04:33	11 LOFTON K substitution in			
04:33				1 SMITH C substitution out
04:33				0 LAWRENCE T substitution in
04:33		31-34	-3	21 ROBBINS L free throw 2 - 2 made (15)
04:16	12 CASTLETON C 2pt FG in the paint, layup made (12)	33-34	-1	
03:58	14 REEVES K steal (1)			21 ROBBINS L turnover lost ball (1)
03:52	14 REEVES K 2pt FG fast break from turnover in the paint, dunk, made (5)	35-34	1	
03:37		35-36	-1	21 ROBBINS L 2pt FG in the paint, jump shot made (17)
03:37				5 MANJON E assist (5)
03:06	12 CASTLETON C 2pt FG in the paint, jump shot missed			
03:02				10 STUTE M defensive rebound (4)
02:59		35-38	-3	5 MANJON E 2pt FG fast break in the paint, layup made (4)
02:37	14 REEVES K 2pt FG in the paint, pull up jump shot made (7)	37-38	-1	
02:37	12 CASTLETON C assist (1)			
02:20				10 STUTE M 3pt FG , jump shot missed
02:17	14 REEVES K defensive rebound (1)			
02:13	14 REEVES K 3pt FG , jump shot missed			
02:13	5 RICHARD W offensive rebound (3)			
02:13	5 RICHARD W foul drawn (1)			10 STUTE M foul personal (1 - 2)
02:13	Timeout media			
02:13				2 SHELBY N substitution out
02:13				12 THOMAS T substitution in
02:04	24 KUGEL R 2pt FG second chance in the paint, dunk, made (8)	39-38	1	
02:04	12 CASTLETON C assist (2)			
01:51	5 RICHARD W foul personal (1 - 2)			0 LAWRENCE T foul drawn (1)
01:49	14 REEVES K foul drawn (1)			21 ROBBINS L foul offensive (1 - 3)
01:49				21 ROBBINS L turnover offensive (2)
01:27	12 CASTLETON C 2pt FG from turnover in the paint, jump shot blocked			
01:27				21 ROBBINS L block (2)
01:21				21 ROBBINS L defensive rebound (3)
01:23				10 STUTE M substitution out
01:23				4 WRIGHT J substitution in
01:12				21 ROBBINS L 2pt FG in the paint, hook shot missed
01:08	11 LOFTON K defensive rebound (3)			
01:03	24 KUGEL R 2pt FG in the paint, jump shot missed			
01:00				5 MANJON E defensive rebound (2)
00:49	11 LOFTON K foul shooting (1 - 3)			12 THOMAS T foul drawn (1)
00:49				4 WRIGHT J free throw 1 - 2 missed
00:49				offensive dead ball rebound (1)
00:49				21 ROBBINS L substitution out
00:49				42 MILLORA-BROWN Q substitution in
00:49		39-39	0	4 WRIGHT J free throw 2 - 2 made (4)
00:32	12 CASTLETON C 2pt FG in the paint, layup missed			
00:26				4 WRIGHT J defensive rebound (4)
00:26				Timeout 30 Sec
00:26	14 REEVES K substitution out			
00:26	3 FUDGE A substitution in			



Official Basketball Play by Play - First Half

Vanderbilt at Florida

02/11/23 Exactech Arena at Stephen C. O'Connell Center, Gainesville
2022-23 Men's Basketball

Game Time: 3:30 PM
Game Duration: 1:49
Attendance: 10,024

Officials: K.B. Burdett Jr., Byron Jarrett, Rob Rorke

Game Time	UF	Score	Diff	VAN
00:09		39-42	-3	12 THOMAS T 3pt FG , jump shot made (9)
00:09				42 MILLORA-BROWN Q assist (1)
00:00	24 KUGEL R 2pt FG in the paint, driving layup made (10)	41-42	-1	
00:00	11 LOFTON K assist (4)			
END OF PERIOD				
UF 41-42 VAN				



Vanderbilt at Florida

02/11/23 Exactech Arena at Stephen C. O'Connell Center, Gainesville
2022-23 Men's Basketball

Game Time: 3:30 PM
Game Duration: 1:49
Attendance: 10,024

Officials: K.B. Burdett Jr., Byron Jarrett, Rob Rorke

Vanderbilt - 42

NO.	Name	F/C	Min	FG			3P			FT			Rebounds			Fouls		TP	AS	TO	ST	Blocks		+/-
				M-A	M-A	M-A	OR	DR	TOT	PF	FD	BS	BA											
10	Myles Stute	F	14:27	1-2	1-2	0-0	0	4	4	1	0	3	0	0	0	0	0	0	0	0	0	0	-1	
21	Liam Robbins	C	15:00	7-12	1-2	2-2	1	2	3	1	1	17	0	2	0	2	0	2	0	2	0	0	-1	
0	Tyrin Lawrence	G	14:34	1-1	0-0	0-0	0	1	1	0	1	2	1	1	0	0	0	0	0	0	0	3		
5	Ezra Manjon	G	15:50	2-4	0-1	0-0	0	2	2	0	0	4	5	0	0	0	0	0	0	1	1	1		
12	Trey Thomas	G	15:01	3-3	3-3	0-0	1	0	1	0	1	9	0	0	0	0	0	0	0	0	0	5		
1	Colin Smith		05:26	0-1	0-1	0-0	0	0	0	0	0	0	0	0	0	0	0	0	0	0	0	-2		
3	Paul Lewis		04:10	0-3	0-2	0-0	0	1	1	1	0	0	1	0	0	0	0	0	0	0	0	0		
4	Jordan Wright		05:33	1-3	1-1	1-2	0	4	4	0	0	4	0	0	0	0	0	0	0	0	0	2		
42	Quentin Millora-Brown		05:00	0-0	0-0	0-0	0	0	0	0	0	0	1	0	0	0	0	0	0	0	0	2		
2	Noah Shelby		04:59	1-2	1-2	0-0	0	0	0	0	0	3	0	0	0	0	0	0	0	1	1	-4		
Team							0	0	0			0			0		0							
Totals				16-31	7-14	3-4	2	14	16	3	3	42	8	3	0	2	2	1						

Shooting By Period		
1st FG%	16-31	51.6%
3PT%	7-14	50.0%
FT%	3-4	75%
GM FG%	16-31	51.6%
3PT%	7-14	50.0%
FT%	3-4	75.0%

Dead Ball Rebounds: 1, 0

Technical Fouls::NONE

Florida - 41

NO.	Name	F/C	Min	FG			3P			FT			Rebounds			Fouls		TP	AS	TO	ST	Blocks		+/-
				M-A	M-A	M-A	OR	DR	TOT	PF	FD	BS	BA											
12	Colin Castleton	F	17:13	6-11	0-1	0-0	0	3	3	1	0	12	2	0	0	1	1	0	0	1	1	0		
0	Myreon Jones	G	12:40	0-2	0-2	0-0	0	1	1	0	0	0	1	0	1	0	0	0	0	0	0	-1		
5	Will Richard	G	17:21	2-3	0-0	0-0	1	2	3	1	1	4	0	0	0	0	0	0	0	0	0	-4		
11	Kyle Lofton	G	17:21	2-2	0-0	0-0	1	2	3	1	0	4	4	0	0	0	0	0	0	0	0	-4		
24	Riley Kugel	G	15:50	5-9	0-2	0-0	1	1	2	0	0	10	1	0	0	0	0	1	0	1	1	-1		
2	Trey Bonham		04:10	0-2	0-1	2-2	0	1	1	0	1	2	0	1	0	0	0	0	0	0	0	0		
3	Alex Fudge		05:52	1-2	0-1	0-0	0	2	2	0	0	2	1	0	0	1	0	1	0	1	0	1		
33	Jason Jitoboh		02:47	0-1	0-1	0-0	0	0	0	0	0	0	0	0	0	0	0	0	0	0	0	-1		
14	Kowacie Reeves		06:46	3-4	1-2	0-0	0	1	1	0	1	7	0	0	1	0	0	1	0	0	0	5		
Team							0	0	0			0			0		0							
Totals				19-36	1-10	2-2	3	13	16	3	3	41	9	1	2	2	2	2	2	2	2	2	-1	

Shooting By Period		
1st FG%	19-36	52.8%
3PT%	1-10	10.0%
FT%	2-2	100%
GM FG%	19-36	52.8%
3PT%	1-10	10.0%
FT%	2-2	100.0%

Dead Ball Rebounds: 0, 0

Technical Fouls::NONE

	VAN	UF
Biggest lead	8 (1 st 13:46)	2 (1 st 19:44)
Best Scoring Run	4 (1 st 18:53)	5 (1 st 4:53)
Lead Changes	5	
Times Tied	3	
Time with Lead	16:31	01:47

	VAN	UF
Points from		
Turnovers	0	4
Paint	16	34
Second Chance	4	6
Fast Breaks	2	4
Bench	7	11

	Period by Period Scoring		
	1st	2nd	TOT
VAN	42	46	88
UF	41	39	80



Period 2

Quarter Starters:

UF	0 Jones M	5 Richard W	11 Lofton K	12 Castleton C	24 Kugel R
VAN	0 Lawrence T	5 Manjon E	10 Stute M	12 Thomas T	21 Robbins L

Game Time	UF	Score	Diff	VAN
20:00	3 FUDGE A substitution out			
20:00	0 JONES M substitution in			
20:00				4 WRIGHT J substitution out
20:00				42 MILLORA-BROWN Q substitution out
20:00				10 STUTE M substitution in
20:00				21 ROBBINS L substitution in
19:47				0 LAWRENCE T 2pt FG outside the paint, jump shot missed
19:43	12 CASTLETON C defensive rebound (4)			
19:31	12 CASTLETON C turnover bad pass (1)			5 MANJON E steal (1)
19:07				21 ROBBINS L 2pt FG from turnover in the paint, layup missed
19:03	12 CASTLETON C defensive rebound (5)			
18:47	24 KUGEL R foul drawn (1)			21 ROBBINS L foul shooting (2 - 1)
18:47	24 KUGEL R free throw 1 - 2 made (11)	42-42	0	
18:47	24 KUGEL R free throw 2 - 2 made (12)	43-42	1	
18:32				10 STUTE M 2pt FG in the paint, layup blocked
18:32	12 CASTLETON C block (2)			
18:26	24 KUGEL R defensive rebound (3)			
18:21	12 CASTLETON C 2pt FG in the paint, layup made (14)	45-42	3	
18:09		45-44	1	0 LAWRENCE T 2pt FG outside the paint, pull up jump shot made (4)
17:50	12 CASTLETON C 2pt FG in the paint, layup blocked			
17:50				21 ROBBINS L block (3)
17:44				21 ROBBINS L defensive rebound (4)
17:39				21 ROBBINS L 2pt FG outside the paint, jump shot missed
17:33				10 STUTE M offensive rebound (5)
17:33		45-46	-1	10 STUTE M 2pt FG second chance in the paint, layup made (5)
17:17	24 KUGEL R 2pt FG in the paint, driving layup made (14)	47-46	1	
16:54		47-48	-1	21 ROBBINS L 2pt FG outside the paint, jump shot made (19)
16:54				5 MANJON E assist (6)
16:37	11 LOFTON K 3pt FG , jump shot missed			
16:33	5 RICHARD W offensive rebound (4)			
16:29	11 LOFTON K 2pt FG second chance in the paint, turnaround jump shot made (6)	49-48	1	
16:13	12 CASTLETON C foul shooting (2 - 1)			21 ROBBINS L foul drawn (2)
16:13		49-49	0	21 ROBBINS L free throw 1 - 2 made (20)
16:13				0 LAWRENCE T substitution out
16:13				4 WRIGHT J substitution in
16:13		49-50	-1	21 ROBBINS L free throw 2 - 2 made (21)
15:59	12 CASTLETON C 2pt FG in the paint, driving layup made (16)	51-50	1	
15:59	12 CASTLETON C foul drawn (1)			4 WRIGHT J foul shooting (1 - 2)
15:59				Timeout media
15:59	0 JONES M substitution out			
15:59	14 REEVES K substitution in			
15:59	12 CASTLETON C free throw 1 - 1 missed			



Officials: K.B. Burdett Jr., Byron Jarrett, Rob Rorke

Game Time	UF	Score	Diff	VAN
15:59				4 WRIGHT J defensive rebound (5)
15:39		51-52	-1	5 MANJON E 2pt FG in the paint, driving layup made (6)
15:18	14 REEVES K 2pt FG in the paint, driving layup made (9)	53-52	1	
14:47				5 MANJON E 2pt FG outside the paint, jump shot missed
14:43	12 CASTLETON C defensive rebound (6)			
14:40	14 REEVES K 3pt FG fast break, jump shot made (12)	56-52	4	
14:40	11 LOFTON K assist (5)			
14:22	14 REEVES K foul personal (1 - 2)			12 THOMAS T foul drawn (2)
14:22	24 KUGEL R substitution out			
14:22	3 FUDGE A substitution in			
14:06		56-54	2	4 WRIGHT J 2pt FG in the paint, pull up jump shot made (6)
13:44	14 REEVES K 3pt FG , jump shot missed			
13:40				21 ROBBINS L defensive rebound (5)
13:32				4 WRIGHT J 3pt FG , step back jump shot missed
13:28	3 FUDGE A defensive rebound (3)			
13:24	12 CASTLETON C 2pt FG fast break in the paint, layup made (18)	58-54	4	
13:24	11 LOFTON K assist (6)			
12:59				4 WRIGHT J 2pt FG outside the paint, jump shot missed
12:53	3 FUDGE A defensive rebound (4)			
12:52	5 RICHARD W foul drawn (2)			4 WRIGHT J foul shooting (2 - 3)
12:52	5 RICHARD W free throw 1 - 2 missed			
12:52	offensive dead ball rebound (1)			
12:52	12 CASTLETON C substitution out			
12:52	33 JITOBOH J substitution in			
12:52				21 ROBBINS L substitution out
12:52				42 MILLORA-BROWN Q substitution in
12:52	5 RICHARD W free throw 2 - 2 missed			
12:52				10 STUTE M defensive rebound (6)
12:34		58-57	1	12 THOMAS T 3pt FG , jump shot made (12)
12:34				5 MANJON E assist (7)
12:31	5 RICHARD W substitution out			
12:31	2 BONHAM T substitution in			
12:08	14 REEVES K 3pt FG , jump shot missed			
12:04				42 MILLORA-BROWN Q defensive rebound (1)
11:43	33 JITOBOH J foul shooting (1 - 3)			42 MILLORA-BROWN Q foul drawn (1)
11:43	Timeout media			
11:43	11 LOFTON K substitution out			
11:43	33 JITOBOH J substitution out			
11:43	0 JONES M substitution in			
11:43	12 CASTLETON C substitution in			
11:43		58-58	0	42 MILLORA-BROWN Q free throw 1 - 2 made (1)
11:43				42 MILLORA-BROWN Q free throw 2 - 2 missed
11:41	2 BONHAM T defensive rebound (2)			
11:21	12 CASTLETON C foul drawn (2)			42 MILLORA-BROWN Q foul shooting (1 - 4)
11:21	12 CASTLETON C free throw 1 - 2 missed			
11:21	offensive dead ball rebound (2)			
11:21				5 MANJON E substitution out
11:21				42 MILLORA-BROWN Q substitution out



Official Basketball Play by Play - Second Half
Vanderbilt at Florida
 02/11/23 Exactech Arena at Stephen C. O'Connell Center, Gainesville
 2022-23 Men's Basketball

Game Time: 3:30 PM
Game Duration: 1:49
Attendance: 10,024

Officials: K.B. Burdett Jr., Byron Jarrett, Rob Rorke

Game Time	UF	Score	Diff	VAN
11:21				0 LAWRENCE T substitution in
11:21				21 ROBBINS L substitution in
11:21	12 CASTLETON C free throw 2 - 2 made (19)	59-58	1	
10:52				0 LAWRENCE T 3pt FG , jump shot missed
10:48	0 JONES M defensive rebound (2)			
10:47	14 REEVES K foul drawn (2)			4 WRIGHT J foul shooting (3 - 5)
10:47	14 REEVES K free throw fast break 1 - 2 made (13)	60-58	2	
10:47	14 REEVES K free throw fast break 2 - 2 made (14)	61-58	3	
10:29		61-60	1	12 THOMAS T 2pt FG in the paint, jump shot made (14)
10:14	3 FUDGE A 2pt FG in the paint, dunk, missed			
10:10				4 WRIGHT J defensive rebound (6)
10:05				4 WRIGHT J 3pt FG , jump shot missed
10:02	2 BONHAM T defensive rebound (3)			
09:56	12 CASTLETON C 2pt FG in the paint, hook shot missed			
09:51				21 ROBBINS L defensive rebound (6)
09:33	12 CASTLETON C foul shooting (3 - 4)			21 ROBBINS L foul drawn (3)
09:33		61-61	0	21 ROBBINS L free throw 1 - 2 made (22)
09:33	0 JONES M substitution out			
09:33	2 BONHAM T substitution out			
09:33	11 LOFTON K substitution in			
09:33	24 KUGEL R substitution in			
09:33				4 WRIGHT J substitution out
09:33				12 THOMAS T substitution out
09:33				1 SMITH C substitution in
09:33				5 MANJON E substitution in
09:33		61-62	-1	21 ROBBINS L free throw 2 - 2 made (23)
09:16	12 CASTLETON C 2pt FG in the paint, jump shot blocked			
09:16				21 ROBBINS L block (4)
09:09				21 ROBBINS L defensive rebound (7)
09:00		61-65	-4	21 ROBBINS L 3pt FG , jump shot made (26)
09:00				5 MANJON E assist (8)
08:51	24 KUGEL R foul drawn (2)			21 ROBBINS L foul shooting (3 - 6)
08:51	24 KUGEL R free throw 1 - 2 missed			
08:51	offensive dead ball rebound (3)			
08:51	3 FUDGE A substitution out			
08:51	5 RICHARD W substitution in			
08:51	24 KUGEL R free throw 2 - 2 missed			
08:51				21 ROBBINS L defensive rebound (8)
08:28				1 SMITH C 2pt FG outside the paint, pull up jump shot missed
08:24	14 REEVES K defensive rebound (2)			
08:12	5 RICHARD W 2pt FG in the paint, driving layup made (6)	63-65	-2	
08:12	5 RICHARD W foul drawn (3)			1 SMITH C foul shooting (1 - 7)
08:12	5 RICHARD W free throw 1 - 1 made (7)	64-65	-1	
08:00				0 LAWRENCE T 2pt FG in the paint, driving layup missed
07:56	24 KUGEL R defensive rebound (4)			
07:52	14 REEVES K 3pt FG , jump shot missed			
07:48				0 LAWRENCE T defensive rebound (2)
07:44		64-68	-4	1 SMITH C 3pt FG fast break, jump shot made (3)
07:44				0 LAWRENCE T assist (2)



Official Basketball Play by Play - Second Half
Vanderbilt at Florida
 02/11/23 Exactech Arena at Stephen C. O'Connell Center, Gainesville
 2022-23 Men's Basketball

Game Time: 3:30 PM
Game Duration: 1:49
Attendance: 10,024

Officials: K.B. Burdett Jr., Byron Jarrett, Rob Rorke

Game Time	UF	Score	Diff	VAN
07:29	11 LOFTON K foul drawn (1)			21 ROBBINS L foul shooting (4 - 8)
07:29	Timeout media			
07:29				10 STUTE M substitution out
07:29				21 ROBBINS L substitution out
07:29				4 WRIGHT J substitution in
07:29				42 MILLORA-BROWN Q substitution in
07:29	11 LOFTON K free throw 1 - 2 made (7)	65-68	-3	
07:29	11 LOFTON K free throw 2 - 2 missed			
07:28				4 WRIGHT J defensive rebound (7)
06:59	12 CASTLETON C steal (1)			4 WRIGHT J turnover lost ball (1)
06:54	24 KUGEL R 2pt FG fast break from turnover in the paint, layup made (16)	67-68	-1	
06:31				4 WRIGHT J 2pt FG outside the paint, jump shot missed
06:29				offensive rebound (29)
06:19		67-70	-3	4 WRIGHT J 2pt FG second chance in the paint, layup made (8)
05:57	14 REEVES K turnover bad pass (1)			4 WRIGHT J steal (1)
05:43		67-73	-6	1 SMITH C 3pt FG from turnover, jump shot made (6)
05:43				4 WRIGHT J assist (1)
05:35	14 REEVES K 2pt FG in the paint, layup missed			
05:32				42 MILLORA-BROWN Q defensive rebound (2)
05:13				0 LAWRENCE T 3pt FG , jump shot missed
05:10	12 CASTLETON C defensive rebound (7)			
05:06	12 CASTLETON C foul drawn (3)			42 MILLORA-BROWN Q foul shooting (2 - 9)
05:06	12 CASTLETON C free throw 1 - 2 made (20)	68-73	-5	
05:06	12 CASTLETON C free throw 2 - 2 made (21)	69-73	-4	
04:44				4 WRIGHT J 2pt FG in the paint, pull up jump shot missed
04:42	defensive rebound (30)			
04:21	11 LOFTON K 2pt FG in the paint, jump shot missed			
04:15	11 LOFTON K offensive rebound (4)			
04:14	11 LOFTON K 2pt FG second chance in the paint, jump shot missed			
04:10				42 MILLORA-BROWN Q defensive rebound (3)
04:14	5 RICHARD W foul shooting (2 - 5)			4 WRIGHT J foul drawn (1)
04:14		69-74	-5	4 WRIGHT J free throw fast break 1 - 2 made (9)
04:14		69-75	-6	4 WRIGHT J free throw fast break 2 - 2 made (10)
03:54	5 RICHARD W 3pt FG , jump shot missed			
03:53				defensive rebound (32)
03:53	Timeout media			
03:53	5 RICHARD W substitution out			
03:53	0 JONES M substitution in			
03:53				1 SMITH C substitution out
03:53				42 MILLORA-BROWN Q substitution out
03:53				12 THOMAS T substitution in
03:53				21 ROBBINS L substitution in
03:28				21 ROBBINS L 2pt FG in the paint, jump shot missed
03:24	12 CASTLETON C defensive rebound (8)			
03:11	0 JONES M 2pt FG outside the paint, pull up jump shot missed			
03:07				0 LAWRENCE T defensive rebound (3)
02:47		69-78	-9	21 ROBBINS L 3pt FG , jump shot made (29)
02:33	12 CASTLETON C 2pt FG outside the paint, jump shot missed			



Officials: K.B. Burdett Jr., Byron Jarrett, Rob Rorke

Game Time	UF	Score	Diff	VAN
02:28				4 WRIGHT J defensive rebound (8)
02:11	14 REEVES K foul shooting (2 - 6)			4 WRIGHT J foul drawn (2)
02:11				4 WRIGHT J free throw 1 - 2 missed
02:11				offensive dead ball rebound (2)
02:11				12 THOMAS T substitution out
02:11				21 ROBBINS L substitution out
02:11				1 SMITH C substitution in
02:11				42 MILLORA-BROWN Q substitution in
02:11				4 WRIGHT J free throw 2 - 2 missed
02:08				4 WRIGHT J offensive rebound (9)
01:57	jump ball situation			
01:57	0 JONES M steal (2)			4 WRIGHT J turnover lost ball (2)
01:55	Timeout media			
01:36	12 CASTLETON C foul drawn (4)			42 MILLORA-BROWN Q foul shooting (3 - 10)
01:36	12 CASTLETON C free throw 1 - 2 made (22)	70-78	-8	
01:36	0 JONES M substitution out			
01:36	3 FUDGE A substitution in			
01:36	12 CASTLETON C free throw 2 - 2 missed			
01:36				0 LAWRENCE T defensive rebound (4)
01:18	3 FUDGE A foul shooting (1 - 7)			5 MANJON E foul drawn (1)
01:18		70-79	-9	5 MANJON E free throw 1 - 2 made (7)
01:18	3 FUDGE A substitution out			
01:18	0 JONES M substitution in			
01:18				42 MILLORA-BROWN Q substitution out
01:18				21 ROBBINS L substitution in
01:18		70-80	-10	5 MANJON E free throw 2 - 2 made (8)
01:10	24 KUGEL R 3pt FG , jump shot missed			
01:06				21 ROBBINS L defensive rebound (9)
01:05	11 LOFTON K foul personal (2 - 8)			21 ROBBINS L foul drawn (4)
01:05				21 ROBBINS L 1&1 free throw 1 missed
01:04	12 CASTLETON C defensive rebound (9)			
01:03	12 CASTLETON C foul drawn (5)			1 SMITH C foul personal (2 - 11)
01:03	12 CASTLETON C free throw 1 - 2 made (23)	71-80	-9	
01:03	0 JONES M substitution out			
01:03	3 FUDGE A substitution in			
01:03	12 CASTLETON C free throw 2 - 2 missed			
01:03				4 WRIGHT J defensive rebound (10)
00:53	3 FUDGE A foul personal (2 - 9)			21 ROBBINS L foul drawn (5)
00:53		71-81	-10	21 ROBBINS L 1&1 free throw 1 made (30)
00:53				21 ROBBINS L 1&1 free throw 2 missed
00:53	12 CASTLETON C defensive rebound (10)			
00:46	11 LOFTON K 2pt FG in the paint, layup made (9)	73-81	-8	
00:46	11 LOFTON K foul drawn (2)			4 WRIGHT J foul shooting (4 - 12)
00:46	11 LOFTON K free throw 1 - 1 made (10)	74-81	-7	
00:45	11 LOFTON K foul personal (3 - 10)			5 MANJON E foul drawn (2)
00:45				5 MANJON E free throw 1 - 2 missed
00:45				offensive dead ball rebound (3)
00:45		74-82	-8	5 MANJON E free throw 2 - 2 made (9)
00:37	14 REEVES K 3pt FG , jump shot missed			



Official Basketball Play by Play - Second Half
Vanderbilt at Florida
 02/11/23 Exactech Arena at Stephen C. O'Connell Center, Gainesville
 2022-23 Men's Basketball

Game Time: 3:30 PM
Game Duration: 1:49
Attendance: 10,024

Officials: K.B. Burdett Jr., Byron Jarrett, Rob Rorke

Game Time	UF	Score	Diff	VAN
00:33	12 CASTLETON C offensive rebound (11)			
00:35	12 CASTLETON C 2pt FG second chance in the paint, dunk, made (25)	76-82	-6	
00:35	Timeout 30 Sec			
00:35	12 CASTLETON C substitution out			
00:35	0 JONES M substitution in			
00:35				1 SMITH C substitution out
00:35				12 THOMAS T substitution in
00:34	11 LOFTON K foul personal (4 - 11)			5 MANJON E foul drawn (3)
00:34		76-83	-7	5 MANJON E free throw 1 - 2 made (10)
00:34	3 FUDGE A substitution out			
00:34	12 CASTLETON C substitution in			
00:34				5 MANJON E free throw 2 - 2 missed
00:32	14 REEVES K defensive rebound (3)			
00:26	14 REEVES K 3pt FG , jump shot missed			
00:22				21 ROBBINS L defensive rebound (10)
00:22	12 CASTLETON C foul personal (4 - 12)			21 ROBBINS L foul drawn (6)
00:22		76-84	-8	21 ROBBINS L free throw 1 - 2 made (31)
00:22		76-85	-9	21 ROBBINS L free throw 2 - 2 made (32)
00:15	11 LOFTON K 2pt FG fast break in the paint, driving layup made (12)	78-85	-7	
00:14	0 JONES M foul personal (1 - 13)			5 MANJON E foul drawn (4)
00:14				5 MANJON E free throw 1 - 2 missed
00:14				offensive dead ball rebound (4)
00:14		78-86	-8	5 MANJON E free throw 2 - 2 made (11)
00:10	24 KUGEL R 3pt FG , jump shot missed			
00:09				defensive rebound (40)
00:07	11 LOFTON K foul personal (5 - 14)			12 THOMAS T foul drawn (3)
00:07	11 LOFTON K substitution out			
00:07	2 BONHAM T substitution in			
00:07		78-87	-9	12 THOMAS T free throw 1 - 2 made (15)
00:07				21 ROBBINS L substitution out
00:07				42 MILLORA-BROWN Q substitution in
00:07				4 WRIGHT J substitution out
00:07				1 SMITH C substitution in
00:07		78-88	-10	12 THOMAS T free throw 2 - 2 made (16)
00:01	24 KUGEL R 2pt FG fast break in the paint, driving layup made (18)	80-88	-8	
END OF GAME				
UF 80-88 VAN				



Vanderbilt at Florida

02/11/23 Exactech Arena at Stephen C. O'Connell Center, Gainesville
2022-23 Men's Basketball

Game Time: 3:30 PM
Game Duration: 1:49
Attendance: 10,024

Officials: K.B. Burdett Jr., Byron Jarrett, Rob Rorke

Vanderbilt - 46

NO.	Name	F/C	Min	FG	3P	FT	Rebounds			Fouls		TP	AS	TO	ST	Blocks		+/-
				M-A	M-A	M-A	OR	DR	TOT	PF	FD					BS	BA	
10	Myles Stute	F	12:31	1-2	0-0	0-0	1	1	2	0	0	2	0	0	0	0	1	3
21	Liam Robbins	C	13:53	3-6	2-2	7-9	0	7	7	3	5	15	0	0	0	2	0	2
0	Tyrin Lawrence	G	15:08	1-5	0-2	0-0	0	3	3	0	0	2	1	0	0	0	0	7
5	Ezra Manjon	G	18:12	1-2	0-0	5-8	0	0	0	0	4	7	3	0	1	0	0	7
12	Trey Thomas	G	12:44	2-2	1-1	2-2	0	0	0	0	2	7	0	0	0	0	0	4
4	Jordan Wright		14:02	2-7	0-2	2-4	1	5	6	4	2	6	1	2	1	0	0	5
42	Quentin Millora-Brown		06:07	0-0	0-0	1-2	0	3	3	3	1	1	0	0	0	0	0	5
1	Colin Smith		07:23	2-3	2-2	0-0	0	0	0	2	0	6	0	0	0	0	0	2
Team							1	2	3			0		0				
Totals				12-27	5-9	17-25	3	21	24	12	14	46	5	2	2	2	1	7

Shooting By Period		
2 nd FG%	12-27	44.4%
3PT%	5-9	55.6%
FT%	17-25	68%
GM FG%	12-27	44.4%
3PT%	5-9	55.6%
FT%	17-25	68.0%

Dead Ball Rebounds: 3, 0

Technical Fouls::NONE

Florida - 39

NO.	Name	F/C	Min	FG	3P	FT	Rebounds			Fouls		TP	AS	TO	ST	Blocks		+/-
				M-A	M-A	M-A	OR	DR	TOT	PF	FD					BS	BA	
12	Colin Castleton	F	18:51	4-8	0-0	5-9	1	7	8	3	5	13	0	1	1	1	2	-3
0	Myreon Jones	G	09:18	0-1	0-0	0-0	0	1	1	1	0	0	0	0	1	0	0	-3
5	Will Richard	G	12:27	1-2	0-1	1-3	1	0	1	1	2	3	0	0	0	0	0	0
11	Kyle Lofton	G	17:43	3-6	0-1	2-3	1	0	1	4	2	8	2	0	0	0	0	-6
24	Riley Kugel	G	15:11	3-5	0-2	2-4	0	2	2	0	2	8	0	0	0	0	0	-3
14	Kowacie Reeves		15:59	2-8	1-6	2-2	0	2	2	2	1	7	0	1	0	0	0	-9
3	Alex Fudge		06:17	0-1	0-0	0-0	0	2	2	2	0	0	0	0	0	0	0	-7
33	Jason Jitoboh		01:09	0-0	0-0	0-0	0	0	0	1	0	0	0	0	0	0	0	-3
2	Trey Bonham		03:05	0-0	0-0	0-0	0	2	2	0	0	0	0	0	0	0	0	-1
Team							0	1	1			0		0				
Totals				13-31	1-10	12-21	3	17	20	14	12	39	2	2	2	1	2	-7

Shooting By Period		
2 nd FG%	13-31	41.9%
3PT%	1-10	10.0%
FT%	12-21	57.1%
GM FG%	13-31	41.9%
3PT%	1-10	10.0%
FT%	12-21	57.1%

Dead Ball Rebounds: 3, 0

Technical Fouls::NONE

	VAN	UF
Biggest lead	10 (2 nd 1:18)	4 (2 nd 14:40)
Best Scoring Run	7(2 nd 9:00)	5(2 nd 14:40)
Lead Changes	10	
Times Tied	4	
Time with Lead	11:49	07:36

Points from	VAN	UF
Turnovers	3	3
Paint	10	24
Second Chance	4	4
Fast Breaks	5	13
Bench	13	7

	Period by Period Scoring		
	1st	2nd	TOT
VAN	42	46	88
UF	41	39	80



Vanderbilt at Florida

02/11/23 Exactech Arena at Stephen C. O'Connell Center, Gainesville
2022-23 Men's Basketball

Game Time: 3:30 PM
Game Duration: 1:49
Attendance: 10,024

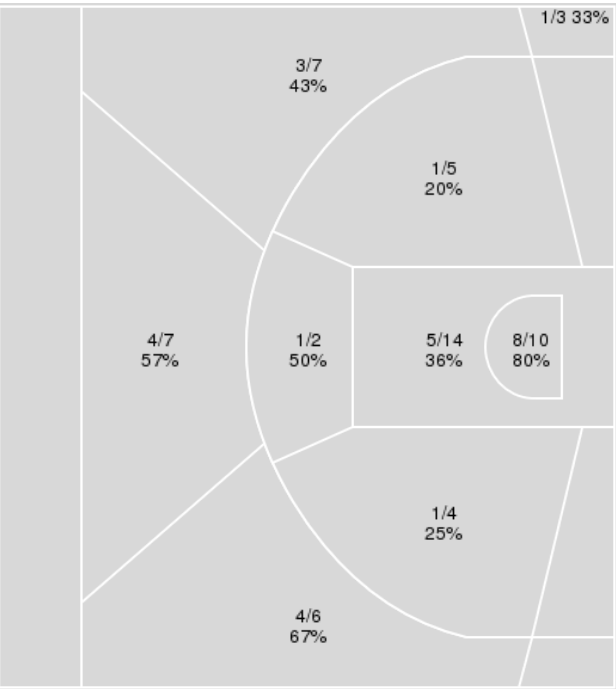
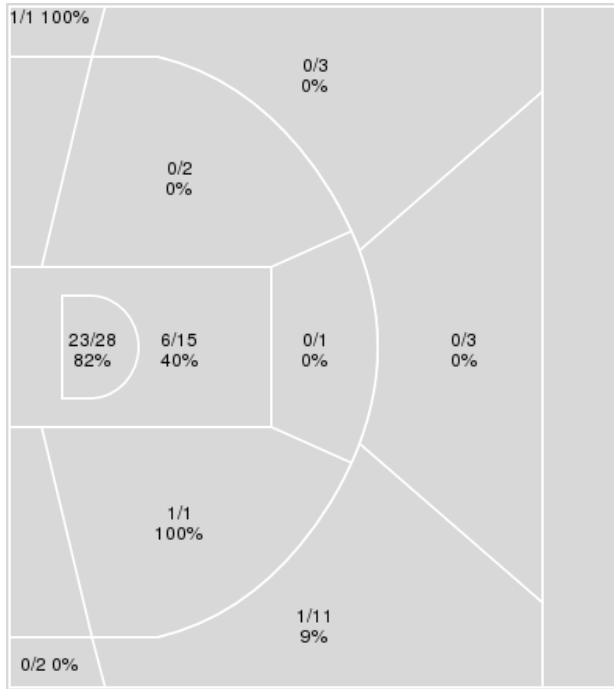
Officials: K.B. Burdett Jr., Byron Jarrett, Rob Rorke

{ Players => All; } FG Types => All; Results => All;

{ Players => 0, 1, 2, 3, 4, 5, 10, 11, 12, 20, 21, 22, 23, 25, 34, 42; } FG
Types => All; Results => All;

Florida

Vanderbilt



Florida	M/A	%
Field Goals	32/67	48
2 Points	30/47	64
3 Points	2/20	10
Free Throws	14/23	61

Vanderbilt	M/A	%
Field Goals	28/58	48
2 Points	16/35	46
3 Points	12/23	52
Free Throws	20/29	69



Officials: K.B. Burdett Jr., Byron Jarrett, Rob Rorke

Vanderbilt

No	Name	Mins		Score		Points Diff		Points per Min		Assists		Rebounds		Steals		Turnovers	
		On	Off	On	Off	On	Off	On	Off	On	Off	On	Off	On	Off	On	Off
0	Tyrin Lawrence	29:42	10:18	72 - 62	16 - 18	10	-2	2.42	1.55	11	2	31	9	2	0	5	0
1	Colin Smith	12:49	27:11	26 - 26	62 - 54	0	8	2.03	2.28	4	9	17	23	1	1	2	3
2	Noah Shelby	04:59	35:01	9 - 13	79 - 67	-4	12	1.81	2.26	2	11	3	37	0	2	1	4
3	Paul Lewis	04:10	35:50	6 - 6	82 - 74	0	8	1.44	2.29	1	12	4	36	0	2	0	5
4	Jordan Wright	19:35	20:25	41 - 34	47 - 46	7	1	2.09	2.30	4	9	25	15	1	1	2	3
5	Ezra Manjon	34:02	05:58	79 - 71	9 - 9	8	0	2.32	1.51	12	1	34	6	2	0	5	0
10	Myles Stute	26:58	13:02	58 - 56	30 - 24	2	6	2.15	2.30	10	3	21	19	1	1	3	2
12	Trey Thomas	27:45	12:15	61 - 52	27 - 28	9	-1	2.20	2.20	8	5	25	15	1	1	2	3
21	Liam Robbins	28:53	11:07	65 - 64	23 - 16	1	7	2.25	2.07	9	4	26	14	1	1	3	2
42	Quentin Millora-Brown	11:07	28:53	23 - 16	65 - 64	7	1	2.07	2.25	4	9	14	26	1	1	2	3

Florida

No	Name	Mins		Score		Points Diff		Points per Min		Assists		Rebounds		Steals		Turnovers	
		On	Off	On	Off	On	Off	On	Off	On	Off	On	Off	On	Off	On	Off
0	Myreon Jones	21:58	18:02	48 - 52	32 - 36	-4	-4	2.19	1.77	6	5	19	17	2	2	2	1
2	Trey Bonham	07:15	32:45	11 - 12	69 - 76	-1	-7	1.52	2.11	0	11	9	27	0	4	1	2
3	Alex Fudge	12:09	27:51	21 - 27	59 - 61	-6	-2	1.73	2.12	3	8	15	21	0	4	1	2
5	Will Richard	29:48	10:12	59 - 63	21 - 25	-4	-4	1.98	2.06	10	1	24	12	3	1	2	1
11	Kyle Lofton	35:04	04:56	68 - 78	12 - 10	-10	2	1.94	2.43	10	1	29	7	4	0	2	1
12	Colin Castleton	36:04	03:56	78 - 81	2 - 7	-3	-5	2.16	0.51	11	0	32	4	4	0	3	0
14	Kowacie Reeves	22:45	17:15	44 - 48	36 - 40	-4	-4	1.93	2.09	5	6	23	13	3	1	2	1
24	Riley Kugel	31:01	08:59	69 - 73	11 - 15	-4	-4	2.22	1.22	10	1	25	11	4	0	2	1
33	Jason Jitoboh	03:56	36:04	2 - 6	78 - 82	-4	-4	0.51	2.16	0	11	4	32	0	4	0	3

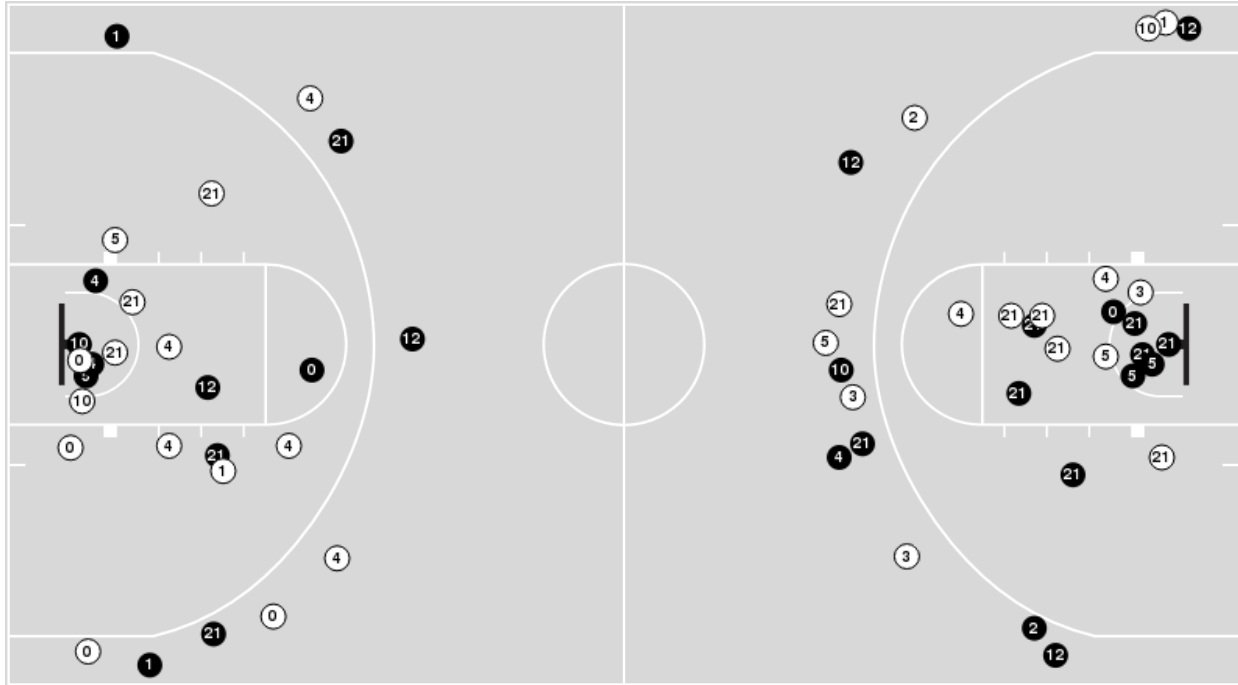


Vanderbilt at Florida

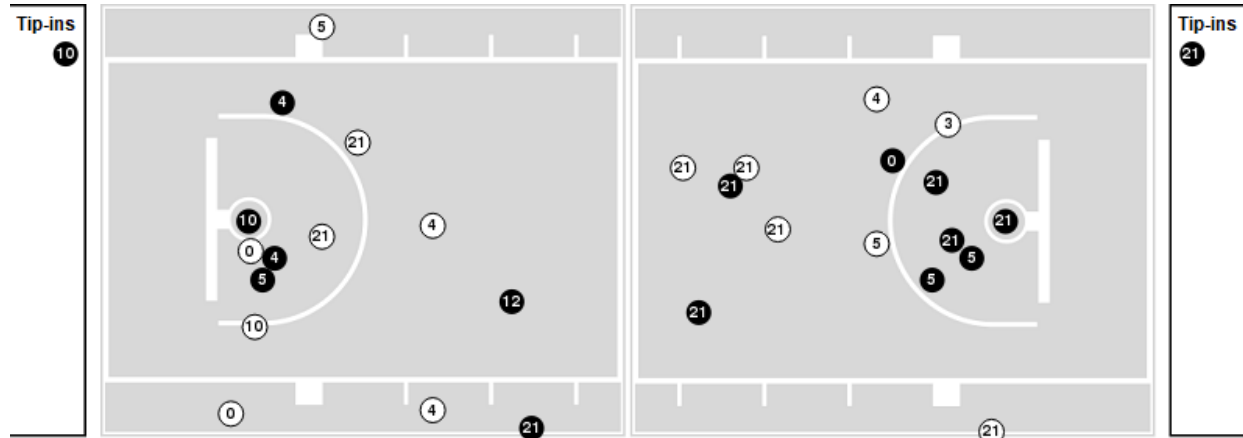
Players => 0, 1, 2, 3, 4, 5, 10, 11, 12, 20, 21, 22, 23, 25, 34, 42FG Types=>AllResults=>All

Vanderbilt

All Field Goals



Blow Up Chart



● Made ○ Missed N - Player Number

Vanderbilt	M/A	%
Field Goals	28/58	48
2 Points	16/35	46
3 Points	12/23	52
Free Throws	20/29	69

Vanderbilt	M/A	%
Points in the Paint	26 (13 / 24)	54
Fast Break Points	7 (4/4)	100
Second Chance Points	8 (4/4)	100
Effective FG%	59	

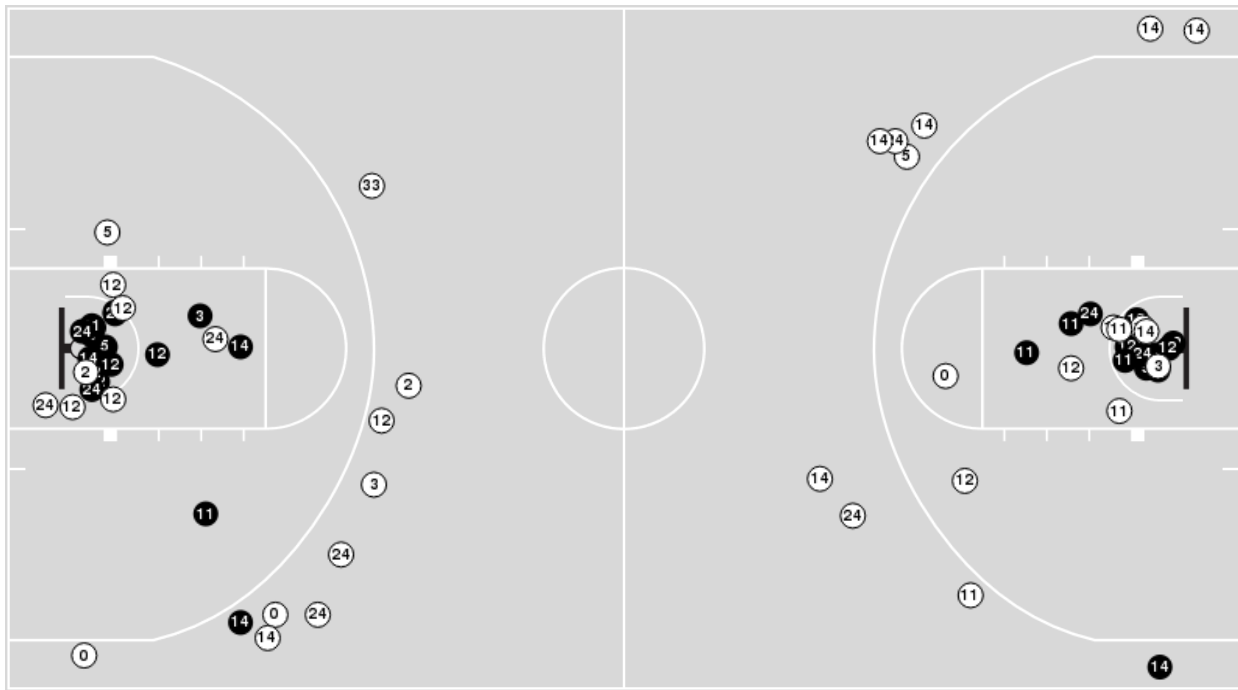


Vanderbilt at Florida

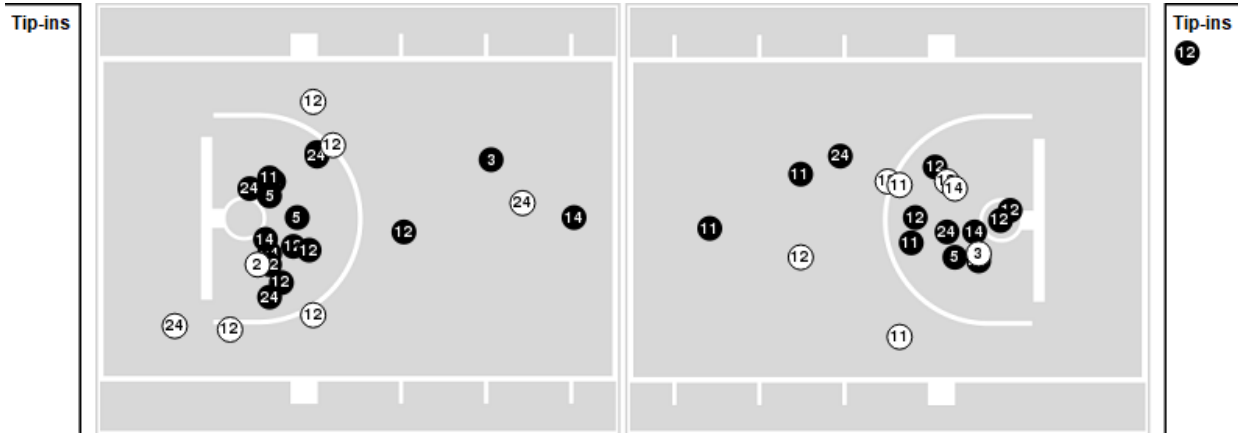
Players => AllFG Types=>AllResults=>All

Florida

All Field Goals



Blow Up Chart



● Made ○ Missed N - Player Number

Florida	M/A	%
Field Goals	32/67	48
2 Points	30/47	64
3 Points	2/20	10
Free Throws	14/23	61

Florida	M/A	%
Points in the Paint	58 (29 / 43)	67
Fast Break Points	17 (9/9)	100
Second Chance Points	10 (5/6)	83
Effective FG%	49	



Vanderbilt at Florida

02/11/23 Exactech Arena at Stephen C. O'Connell Center, Gainesville
2022-23 Men's Basketball

Game Time: 3:30 PM
Game Duration: 1:49
Attendance: 10,024

Officials: K.B. Burdett Jr., Byron Jarrett, Rob Rorke

Vanderbilt

Lineup	Quarter On	Time On	Quarter Off	Time Off	Time on Court	Score	Score Diff	Reb	Stl	Tov	Ass	PPP
0- Lawrence T/ 5- Manjon E/ 10- Stute M/ 12- Thomas T/ 21- Robbins L/	1	20:00	1	09:59	10:01	26-22	4	7	0	1	5	1.7333
1- Smith C/ 3- Lewis P/ 4- Wright J/ 12- Thomas T/ 42- Millora-Brown Q/	1	09:59	1	07:12	02:47	3-2	1	3	0	0	0	0.6000
1- Smith C/ 2- Shelby N/ 3- Lewis P/ 4- Wright J/ 42- Millora-Brown Q/	1	07:12	1	05:49	01:23	3-4	-1	1	0	0	1	1.0000
1- Smith C/ 2- Shelby N/ 5- Manjon E/ 10- Stute M/ 21- Robbins L/	1	05:49	1	04:33	01:16	1-3	-2	1	0	0	0	0.4098
0- Lawrence T/ 2- Shelby N/ 5- Manjon E/ 10- Stute M/ 21- Robbins L/	1	04:33	1	02:13	02:20	5-6	-1	1	0	1	1	1.1261
0- Lawrence T/ 5- Manjon E/ 10- Stute M/ 12- Thomas T/ 21- Robbins L/	1	02:13	1	01:23	00:50	0-2	-2	1	0	1	0	0.0000
0- Lawrence T/ 4- Wright J/ 5- Manjon E/ 12- Thomas T/ 21- Robbins L/	1	01:23	1	00:49	00:33	0-0	0	1	0	0	0	0.0000
0- Lawrence T/ 4- Wright J/ 5- Manjon E/ 12- Thomas T/ 42- Millora-Brown Q/	1	00:49	2	20:00	00:50	4-2	2	1	0	0	1	2.7778
0- Lawrence T/ 5- Manjon E/ 10- Stute M/ 12- Thomas T/ 21- Robbins L/	2	20:00	2	16:13	03:47	7-8	-1	2	1	0	1	1.0870
4- Wright J/ 5- Manjon E/ 10- Stute M/ 12- Thomas T/ 21- Robbins L/	2	16:13	2	12:52	03:21	5-9	-4	2	0	0	0	0.9191
4- Wright J/ 5- Manjon E/ 10- Stute M/ 12- Thomas T/ 42- Millora-Brown Q/	2	12:52	2	11:21	01:31	4-0	4	2	0	0	1	2.1277
0- Lawrence T/ 4- Wright J/ 10- Stute M/ 12- Thomas T/ 21- Robbins L/	2	11:21	2	09:33	01:48	3-3	0	2	0	0	0	0.8721
0- Lawrence T/ 1- Smith C/ 5- Manjon E/ 10- Stute M/ 21- Robbins L/	2	09:33	2	07:29	02:04	7-3	4	3	0	0	2	1.5766
0- Lawrence T/ 1- Smith C/ 4- Wright J/ 5- Manjon E/ 42- Millora-Brown Q/	2	07:29	2	03:53	03:36	7-5	2	5	1	1	1	1.1905
0- Lawrence T/ 4- Wright J/ 5- Manjon E/ 12- Thomas T/ 21- Robbins L/	2	03:53	2	02:11	01:42	3-0	3	2	0	0	0	1.2295
0- Lawrence T/ 1- Smith C/ 4- Wright J/ 5- Manjon E/ 42- Millora-Brown Q/	2	02:11	2	01:18	00:53	1-1	0	2	0	1	0	1.1364
0- Lawrence T/ 1- Smith C/ 4- Wright J/ 5- Manjon E/ 21- Robbins L/	2	01:18	2	00:35	00:43	3-6	-3	2	0	0	0	1.1364
0- Lawrence T/ 4- Wright J/ 5- Manjon E/ 12- Thomas T/ 21- Robbins L/	2	00:35	2	00:07	00:28	5-2	3	2	0	0	0	1.6234
0- Lawrence T/ 4- Wright J/ 5- Manjon E/ 12- Thomas T/ 42- Millora-Brown Q/	2	00:07	2	00:07	00:00	0-0	0	0	0	0	0	0.0000
0- Lawrence T/ 1- Smith C/ 5- Manjon E/ 12- Thomas T/ 42- Millora-Brown Q/	2	00:07	2	00:00	00:07	1-2	-1	0	0	0	0	2.2727



Vanderbilt at Florida

02/11/23 Exactech Arena at Stephen C. O'Connell Center, Gainesville
2022-23 Men's Basketball

Game Time: 3:30 PM
Game Duration: 1:49
Attendance: 10,024

Officials: K.B. Burdett Jr., Byron Jarrett, Rob Rorke

Florida

Lineup	Quarter On	Time On	Quarter Off	Time Off	Time on Court	Score	Score Diff	Reb	Stl	Tov	Ass	PPP
0- Jones M/ 5- Richard W/ 11- Lofton K/ 12- Castleton C/ 24- Kugel R/	1	20:00	1	09:59	10:01	22-26	-4	5	1	0	5	1.3750
2- Bonham T/ 3- Fudge A/ 5- Richard W/ 11- Lofton K/ 33- Jitoboh J/	1	09:59	1	07:12	02:47	2-3	-1	4	0	0	0	0.5000
0- Jones M/ 2- Bonham T/ 3- Fudge A/ 12- Castleton C/ 14- Reeves K/	1	07:12	1	05:49	01:23	4-3	1	2	0	1	0	1.0309
0- Jones M/ 3- Fudge A/ 12- Castleton C/ 14- Reeves K/ 24- Kugel R/	1	05:49	1	04:33	01:16	3-1	2	2	0	0	1	1.5000
5- Richard W/ 11- Lofton K/ 12- Castleton C/ 14- Reeves K/ 24- Kugel R/	1	04:33	1	00:26	04:07	8-6	2	3	1	0	2	1.0000
3- Fudge A/ 5- Richard W/ 11- Lofton K/ 12- Castleton C/ 24- Kugel R/	1	00:26	2	20:00	00:26	2-3	-1	0	0	0	1	2.0000
0- Jones M/ 5- Richard W/ 11- Lofton K/ 12- Castleton C/ 24- Kugel R/	2	20:00	2	15:59	04:01	10-8	2	4	0	1	0	1.4535
5- Richard W/ 11- Lofton K/ 12- Castleton C/ 14- Reeves K/ 24- Kugel R/	2	15:59	2	14:22	01:37	5-2	3	1	0	0	1	2.0492
3- Fudge A/ 5- Richard W/ 11- Lofton K/ 12- Castleton C/ 14- Reeves K/	2	14:22	2	12:52	01:30	2-2	0	2	0	0	1	0.8197
3- Fudge A/ 5- Richard W/ 11- Lofton K/ 14- Reeves K/ 33- Jitoboh J/	2	12:52	2	12:31	00:21	0-3	-3	0	0	0	0	0.0000
2- Bonham T/ 3- Fudge A/ 11- Lofton K/ 14- Reeves K/ 33- Jitoboh J/	2	12:31	2	11:43	00:48	0-0	0	0	0	0	0	0.0000
0- Jones M/ 2- Bonham T/ 3- Fudge A/ 12- Castleton C/ 14- Reeves K/	2	11:43	2	09:33	02:10	3-4	-1	3	0	0	0	0.7979
3- Fudge A/ 11- Lofton K/ 12- Castleton C/ 14- Reeves K/ 24- Kugel R/	2	09:33	2	08:51	00:42	0-4	-4	0	0	0	0	0.0000
5- Richard W/ 11- Lofton K/ 12- Castleton C/ 14- Reeves K/ 24- Kugel R/	2	08:51	2	03:53	04:58	8-10	-2	5	1	1	0	0.8299
0- Jones M/ 11- Lofton K/ 12- Castleton C/ 14- Reeves K/ 24- Kugel R/	2	03:53	2	01:36	02:17	1-3	-2	1	1	0	0	0.4098
3- Fudge A/ 11- Lofton K/ 12- Castleton C/ 14- Reeves K/ 24- Kugel R/	2	01:36	2	01:18	00:18	0-1	-1	0	0	0	0	0.0000
0- Jones M/ 11- Lofton K/ 12- Castleton C/ 14- Reeves K/ 24- Kugel R/	2	01:18	2	01:03	00:15	1-1	0	1	0	0	0	0.6944
3- Fudge A/ 11- Lofton K/ 12- Castleton C/ 14- Reeves K/ 24- Kugel R/	2	01:03	2	00:35	00:28	5-2	3	2	0	0	0	1.7361
0- Jones M/ 3- Fudge A/ 11- Lofton K/ 14- Reeves K/ 24- Kugel R/	2	00:35	2	00:34	00:00	0-1	-1	0	0	0	0	0.0000
0- Jones M/ 11- Lofton K/ 12- Castleton C/ 14- Reeves K/ 24- Kugel R/	2	00:34	2	00:07	00:28	2-3	-1	1	0	0	0	0.6667
0- Jones M/ 2- Bonham T/ 12- Castleton C/ 14- Reeves K/ 24- Kugel R/	2	00:07	2	00:00	00:07	2-2	0	0	0	0	0	2.0000



Vanderbilt at Florida

02/11/23 Exactech Arena at Stephen C. O'Connell Center, Gainesville
2022-23 Men's Basketball

Game Time: 3:30 PM
Game Duration: 1:49
Attendance: 10,024

Officials: K.B. Burdett Jr., Byron Jarrett, Rob Rorke

Vanderbilt

Lineup	Time	Score	Score Diff	Pts/Min	Reb	Stl	Tov	Ass	PPP
0- Lawrence T/ 5- Manjon E/ 10- Stute M/ 12- Thomas T/ 21- Robbins L/	14:38	33-32	1	2.2551	10	1	2	6	1.4706
0- Lawrence T/ 1- Smith C/ 4- Wright J/ 5- Manjon E/ 42- Millora-Brown Q/	04:29	8-6	2	1.7844	7	1	2	1	1.1834
4- Wright J/ 5- Manjon E/ 10- Stute M/ 12- Thomas T/ 21- Robbins L/	03:21	5-9	-4	1.4925	2	0	0	0	0.9191
1- Smith C/ 3- Lewis P/ 4- Wright J/ 12- Thomas T/ 42- Millora-Brown Q/	02:47	3-2	1	1.0778	3	0	0	0	0.6000
0- Lawrence T/ 4- Wright J/ 5- Manjon E/ 12- Thomas T/ 21- Robbins L/	02:43	8-2	6	2.9448	5	0	0	0	1.1494
0- Lawrence T/ 2- Shelby N/ 5- Manjon E/ 10- Stute M/ 21- Robbins L/	02:20	5-6	-1	2.1429	1	0	1	1	1.1261
0- Lawrence T/ 1- Smith C/ 5- Manjon E/ 10- Stute M/ 21- Robbins L/	02:04	7-3	4	3.3871	3	0	0	2	1.5766
0- Lawrence T/ 4- Wright J/ 10- Stute M/ 12- Thomas T/ 21- Robbins L/	01:48	3-3	0	1.6667	2	0	0	0	0.8721
4- Wright J/ 5- Manjon E/ 10- Stute M/ 12- Thomas T/ 42- Millora-Brown Q/	01:31	4-0	4	2.6374	2	0	0	1	2.1277
1- Smith C/ 2- Shelby N/ 3- Lewis P/ 4- Wright J/ 42- Millora-Brown Q/	01:23	3-4	-1	2.1687	1	0	0	1	1.0000
1- Smith C/ 2- Shelby N/ 5- Manjon E/ 10- Stute M/ 21- Robbins L/	01:16	1-3	-2	0.7895	1	0	0	0	0.4098
0- Lawrence T/ 4- Wright J/ 5- Manjon E/ 12- Thomas T/ 42- Millora-Brown Q/	00:50	4-2	2	4.8000	1	0	0	1	2.7778
0- Lawrence T/ 1- Smith C/ 4- Wright J/ 5- Manjon E/ 21- Robbins L/	00:43	3-6	-3	4.1860	2	0	0	0	1.1364
0- Lawrence T/ 1- Smith C/ 5- Manjon E/ 12- Thomas T/ 42- Millora-Brown Q/	00:07	1-2	-1	8.5714	0	0	0	0	2.2727



Vanderbilt at Florida

02/11/23 Exactech Arena at Stephen C. O'Connell Center, Gainesville
2022-23 Men's Basketball

Game Time: 3:30 PM
Game Duration: 1:49
Attendance: 10,024

Officials: K.B. Burdett Jr., Byron Jarrett, Rob Rorke

Florida

Lineup	Time	Score	Score Diff	Pts/Min	Reb	Stl	Tov	Ass	PPP
0- Jones M/ 5- Richard W/ 11- Lofton K/ 12- Castleton C/ 24- Kugel R/	14:02	32-34	-2	2.2803	9	1	1	5	1.3986
5- Richard W/ 11- Lofton K/ 12- Castleton C/ 14- Reeves K/ 24- Kugel R/	10:42	21-18	3	1.9626	9	2	1	3	1.0458
0- Jones M/ 2- Bonham T/ 3- Fudge A/ 12- Castleton C/ 14- Reeves K/	03:33	7-7	0	1.9718	5	0	1	0	0.9162
0- Jones M/ 11- Lofton K/ 12- Castleton C/ 14- Reeves K/ 24- Kugel R/	03:00	4-7	-3	1.3333	3	1	0	0	0.5814
2- Bonham T/ 3- Fudge A/ 5- Richard W/ 11- Lofton K/ 33- Jitoboh J/	02:47	2-3	-1	0.7186	4	0	0	0	0.5000
3- Fudge A/ 5- Richard W/ 11- Lofton K/ 12- Castleton C/ 14- Reeves K/	01:30	2-2	0	1.3333	2	0	0	1	0.8197
3- Fudge A/ 11- Lofton K/ 12- Castleton C/ 14- Reeves K/ 24- Kugel R/	01:28	5-7	-2	3.4091	2	0	0	0	1.0504
0- Jones M/ 3- Fudge A/ 12- Castleton C/ 14- Reeves K/ 24- Kugel R/	01:16	3-1	2	2.3684	2	0	0	1	1.5000
2- Bonham T/ 3- Fudge A/ 11- Lofton K/ 14- Reeves K/ 33- Jitoboh J/	00:48	0-0	0	0.0000	0	0	0	0	0.0000
3- Fudge A/ 5- Richard W/ 11- Lofton K/ 12- Castleton C/ 24- Kugel R/	00:26	2-3	-1	4.6154	0	0	0	1	2.0000
3- Fudge A/ 5- Richard W/ 11- Lofton K/ 14- Reeves K/ 33- Jitoboh J/	00:21	0-3	-3	0.0000	0	0	0	0	0.0000
0- Jones M/ 2- Bonham T/ 12- Castleton C/ 14- Reeves K/ 24- Kugel R/	00:07	2-2	0	17.1429	0	0	0	0	2.0000
0- Jones M/ 3- Fudge A/ 11- Lofton K/ 14- Reeves K/ 24- Kugel R/	00:00	0-1	-1	NaN	0	0	0	0	0.0000