



**Auburn at Vanderbilt**

02/18/23 Memorial Gymnasium, Nashville  
2022-23 Men's Basketball

Game Time: 7:30 PM  
Game Duration: 2:05  
Attendance: 14,030

Officials: Steven Anderson, Olandis Poole, Todd Austin

Auburn - 65

Record: 18-9 (8-6)

NO.	Name	F	Min	FG			3P			FT			Rebounds			Fouls		TP	AS	TO	ST	Blocks		+/-
				M-A	M-A	M-A	OR	DR	TOT	PF	FD	OR	DR	TOT	BS	BA								
2	Jaylin Williams	F	30:38	8-12	1-3	0-0	0	6	6	1	0	17	2	0	0	1	0	0	0	1	0	-6		
4	Johni Broome	F	28:59	8-15	1-3	3-4	2	4	6	4	2	20	2	4	1	0	1	0	1	0	4			
1	Wendell Green Jr.	G	30:07	2-14	0-3	1-2	1	7	8	2	3	5	1	2	3	0	4	-2						
12	Zep Jasper	G	16:24	0-1	0-1	0-0	1	1	2	1	1	0	1	2	0	0	0	-7						
22	Allen Flanigan	G	26:24	2-6	1-2	0-0	0	1	1	1	0	5	2	0	0	0	0	5						
0	K.D. Johnson		23:47	2-5	1-3	1-4	0	1	1	3	4	6	2	0	1	0	0	3						
3	Tre Donaldson		09:42	0-1	0-0	0-0	0	2	2	2	0	0	2	1	0	0	0	2						
44	Dylan Cardwell		11:01	1-2	0-0	0-0	1	1	2	2	0	2	0	0	1	0	1	-6						
24	Lior Berman		13:36	3-5	2-4	0-0	1	0	1	2	1	8	0	0	0	0	0	-7						
5	Chris Moore		09:22	1-1	0-0	0-0	1	0	1	0	0	2	1	0	0	1	0	4						
Team							3	2	5			0			0									
<b>Totals</b>					27-62	6-19	5-10	10	25	35	18	11	65	13	9	6	2	6	-2					

Shooting By Period		
1 <sup>st</sup> FG%	11-30	36.7%
3PT%	2-10	20.0%
FT%	3-6	50%
2 <sup>nd</sup> FG%	16-32	50.0%
3PT%	4-9	44.4%
FT%	2-4	50%
GM FG%	27-62	43.5%
3PT%	6-19	31.6%
FT%	5-10	50.0%

Dead Ball Rebounds: 2, 0

Technical Fouls::NONE

Vanderbilt - 67

Record: 15-12 (8-6)

NO.	Name	F	Min	FG			3P			FT			Rebounds			Fouls		TP	AS	TO	ST	Blocks		+/-
				M-A	M-A	M-A	OR	DR	TOT	PF	FD	OR	DR	TOT	BS	BA								
10	Myles Stute	F	29:01	2-8	2-6	0-0	1	5	6	1	1	6	0	0	0	1	0	4						
21	Liam Robbins	C	27:04	3-10	1-2	17-20	8	4	12	2	11	24	1	3	1	1	0	-4						
0	Tyrin Lawrence	G	31:55	4-11	0-1	1-2	1	5	6	1	1	9	3	1	1	1	1	-2						
5	Ezra Manjon	G	32:22	2-9	1-1	2-4	1	2	3	2	3	7	5	1	0	2	0	7						
12	Trey Thomas	G	26:19	3-11	2-7	0-0	0	0	0	1	0	8	2	0	3	0	0	-3						
4	Jordan Wright		21:18	3-4	1-1	0-1	0	7	7	1	1	7	1	4	1	1	1	6						
42	Quentin Millora-Brown		12:56	2-2	0-0	0-0	0	2	2	2	0	4	2	0	0	0	0	6						
3	Paul Lewis		02:57	0-0	0-0	0-0	0	1	1	1	0	0	0	1	0	0	0	-5						
1	Colin Smith		16:08	1-1	0-0	0-0	1	1	2	0	1	2	0	0	0	0	0	1						
Team							1	1	2			0			0									
<b>Totals</b>					20-56	7-18	20-27	13	28	41	11	18	67	14	10	6	6	2	2					

Shooting By Period		
1 <sup>st</sup> FG%	9-30	30.0%
3PT%	5-11	45.5%
FT%	8-12	66.7%
2 <sup>nd</sup> FG%	11-26	42.3%
3PT%	2-7	28.6%
FT%	12-15	80%
GM FG%	20-56	35.7%
3PT%	7-18	38.9%
FT%	20-27	74.1%

Dead Ball Rebounds: 5, 0

Technical Fouls::NONE

	AUB	Vandy
Biggest lead	6 (2 <sup>nd</sup> 7:58)	9 (1 <sup>st</sup> 11:43)
Best Scoring Run	9 (2 <sup>nd</sup> 18:06)	10 (1 <sup>st</sup> 11:43)
Lead Changes	15	
Times Tied	12	
Time with Lead	12:42	21:14

Points from	AUB	Vandy
Turnovers	11	10
Paint	40	22
Second Chance	13	9
Fast Breaks	8	4
Bench	18	13

	Period by Period Scoring		
	1st	2nd	TOT
AUB	27	38	65
Vandy	31	36	67



**Auburn at Vanderbilt**

02/18/23 Memorial Gymnasium, Nashville  
2022-23 Men's Basketball

**Game Time:** 7:30 PM  
**Game Duration:** 2:05  
**Attendance:** 14,030

**Officials:** Steven Anderson, Olandis Poole, Todd Austin

**Period 1**

**Quarter Starters:**

<b>Vandy</b>	0 Lawrence T	5 Manjon E	10 Stute M	12 Thomas T	21 Robbins L
<b>AUB</b>	1 Green Jr. W	2 Williams J	4 Broome J	12 Jasper Z	22 Flanigan A

Game Time	Vandy	Score	Diff	AUB
20:00	21 ROBBINS L jumpball won			4 BROOME J jumpball lost
19:36	5 MANJON E 2pt FG in the paint, driving layup missed			
19:33				12 JASPER Z defensive rebound (1)
19:15		0-2	-2	2 WILLIAMS J 2pt FG in the paint, jump shot made (2)
19:15				4 BROOME J assist (1)
18:44	0 LAWRENCE T 2pt FG outside the paint, step back jump shot made (2)	2-2	0	
18:23				4 BROOME J 3pt FG , jump shot missed
18:21	10 STUTE M defensive rebound (1)			
18:10	21 ROBBINS L 3pt FG , jump shot made (3)	5-2	3	
18:10	0 LAWRENCE T assist (1)			
17:41				1 GREEN JR. W 2pt FG in the paint, layup missed
17:41	defensive rebound (2)			
17:21	0 LAWRENCE T 3pt FG , jump shot missed			
17:19				1 GREEN JR. W defensive rebound (1)
17:12	0 LAWRENCE T steal (1)			1 GREEN JR. W turnover bad pass (1)
17:08	0 LAWRENCE T 2pt FG from turnover in the paint, layup missed			
17:06				defensive rebound (3)
16:48		5-4	1	4 BROOME J 2pt FG in the paint, driving layup made (2)
16:48				12 JASPER Z assist (1)
16:33	12 THOMAS T 3pt FG , jump shot missed			
16:32	0 LAWRENCE T offensive rebound (1)			
16:13	5 MANJON E foul drawn (1)			12 JASPER Z foul shooting (1 - 1)
16:13	5 MANJON E free throw 1 - 2 missed			
16:13	offensive dead ball rebound (1)			
16:13				12 JASPER Z substitution out
16:13				0 JOHNSON K substitution in
16:13	5 MANJON E free throw 2 - 2 missed			
16:12				4 BROOME J defensive rebound (1)
15:49				4 BROOME J 2pt FG outside the paint, step back jump shot missed
15:47	10 STUTE M defensive rebound (2)			
15:22	10 STUTE M 3pt FG , jump shot missed			
15:16	21 ROBBINS L offensive rebound (1)			
15:16	21 ROBBINS L 2pt FG second chance in the paint, layup missed			
15:16				4 BROOME J defensive rebound (2)
15:12				22 FLANIGAN A 3pt FG , jump shot missed
15:09				offensive rebound (6)
15:09	Timeout media			
15:09				1 GREEN JR. W substitution out
15:09				4 BROOME J substitution out
15:09				3 DONALDSON T substitution in
15:09				44 CARDWELL D substitution in



**Auburn at Vanderbilt**

02/18/23 Memorial Gymnasium, Nashville  
2022-23 Men's Basketball

**Game Time:** 7:30 PM  
**Game Duration:** 2:05  
**Attendance:** 14,030

**Officials:** Steven Anderson, Olandis Poole, Todd Austin

Game Time	Vandy	Score	Diff	AUB
15:04		<b>5-6</b>	<b>-1</b>	2 WILLIAMS J 2pt FG second chance in the paint, jump shot made (4)
15:04				22 FLANIGAN A assist (1)
14:50	5 MANJON E foul drawn (2)			0 JOHNSON K foul personal (1 - 2)
14:37	5 MANJON E 2pt FG outside the paint, jump shot missed			
14:35	10 STUTE M offensive rebound (3)			
14:35	10 STUTE M foul drawn (1)			3 DONALDSON T foul personal (1 - 3)
14:29	21 ROBBINS L 2pt FG second chance in the paint, jump shot missed			
14:26				2 WILLIAMS J defensive rebound (1)
14:13				44 CARDWELL D 2pt FG in the paint, jump shot blocked
14:13	10 STUTE M block (1)			
14:10	5 MANJON E defensive rebound (1)			
14:02	0 LAWRENCE T 2pt FG in the paint, jump shot blocked			
14:02				2 WILLIAMS J block (1)
13:58				2 WILLIAMS J defensive rebound (2)
13:54				0 JOHNSON K 3pt FG , jump shot missed
13:52	0 LAWRENCE T defensive rebound (2)			
13:27	0 LAWRENCE T 2pt FG in the paint, driving layup missed			
13:26	21 ROBBINS L offensive rebound (2)			
13:26	21 ROBBINS L foul drawn (1)			22 FLANIGAN A foul shooting (1 - 4)
13:26	21 ROBBINS L free throw 1 - 2 missed			
13:26	offensive dead ball rebound (2)			
13:26	0 LAWRENCE T substitution out			
13:26	4 WRIGHT J substitution in			
13:26				22 FLANIGAN A substitution out
13:26				24 BERMAN L substitution in
13:26	21 ROBBINS L free throw 2 - 2 made (4)	<b>6-6</b>	<b>0</b>	
13:26	21 ROBBINS L substitution out			
13:26	42 MILLORA-BROWN Q substitution in			
13:09				2 WILLIAMS J 2pt FG in the paint, jump shot missed
13:07	4 WRIGHT J defensive rebound (1)			
12:56	10 STUTE M 3pt FG , jump shot made (3)	<b>9-6</b>	<b>3</b>	
12:56	12 THOMAS T assist (1)			
12:49	12 THOMAS T steal (1)			3 DONALDSON T turnover lost ball (1)
12:32	10 STUTE M 3pt FG from turnover, jump shot made (6)	<b>12-6</b>	<b>6</b>	
12:32	5 MANJON E assist (1)			
12:08	5 MANJON E substitution out			
12:08	3 LEWIS P substitution in			
12:08				2 WILLIAMS J substitution out
12:08				3 DONALDSON T substitution out
12:08				44 CARDWELL D substitution out
12:08				1 GREEN JR. W substitution in
12:08				4 BROOME J substitution in
12:08				5 MOORE C substitution in
12:02				1 GREEN JR. W 3pt FG , jump shot missed
11:59				4 BROOME J offensive rebound (3)
11:59				4 BROOME J turnover bad pass (1)
11:59	Timeout media			
11:43	12 THOMAS T 3pt FG from turnover, jump shot made (3)	<b>15-6</b>	<b>9</b>	



**Auburn at Vanderbilt**

02/18/23 Memorial Gymnasium, Nashville  
2022-23 Men's Basketball

**Game Time:** 7:30 PM  
**Game Duration:** 2:05  
**Attendance:** 14,030

**Officials:** Steven Anderson, Olandis Poole, Todd Austin

Game Time	Vandy	Score	Diff	AUB
11:43	42 MILLORA-BROWN Q assist (1)			
11:21	10 STUTE M foul shooting (1 - 1)			4 BROOME J foul drawn (1)
11:21		<b>15-7</b>	<b>8</b>	4 BROOME J free throw 1 - 2 made (3)
11:21		<b>15-8</b>	<b>7</b>	4 BROOME J free throw 2 - 2 made (4)
10:55	10 STUTE M 2pt FG in the paint, jump shot missed			
10:53				1 GREEN JR. W defensive rebound (2)
10:47	42 MILLORA-BROWN Q foul shooting (1 - 2)			4 BROOME J foul drawn (2)
10:47				4 BROOME J free throw 1 - 2 missed
10:47				offensive dead ball rebound (1)
10:47	10 STUTE M substitution out			
10:47	42 MILLORA-BROWN Q substitution out			
10:47	1 SMITH C substitution in			
10:47	21 ROBBINS L substitution in			
10:47		<b>15-9</b>	<b>6</b>	4 BROOME J free throw 2 - 2 made (5)
10:34	12 THOMAS T 3pt FG , jump shot missed			
10:32				1 GREEN JR. W defensive rebound (3)
10:26				0 JOHNSON K 3pt FG , jump shot missed
10:22	3 LEWIS P defensive rebound (1)			
10:11	4 WRIGHT J turnover lost ball (1)			
10:07				1 GREEN JR. W 2pt FG from turnover in the paint, layup blocked
10:07	4 WRIGHT J block (1)			
10:03				24 BERMAN L offensive rebound (1)
10:01		<b>15-12</b>	<b>3</b>	24 BERMAN L 3pt FG from turnover second chance, jump shot made (3)
10:01				0 JOHNSON K assist (1)
09:59				0 JOHNSON K substitution out
09:59				12 JASPER Z substitution in
09:42	3 LEWIS P foul offensive (1 - 3)			1 GREEN JR. W foul drawn (1)
09:42	3 LEWIS P turnover offensive (1)			
09:24		<b>15-14</b>	<b>1</b>	24 BERMAN L 2pt FG from turnover in the paint, jump shot made (5)
09:13	21 ROBBINS L 3pt FG , jump shot missed			
09:11	1 SMITH C offensive rebound (1)			
09:11	1 SMITH C foul drawn (1)			24 BERMAN L foul personal (1 - 5)
09:11	3 LEWIS P substitution out			
09:11	12 THOMAS T substitution out			
09:11	0 LAWRENCE T substitution in			
09:11	5 MANJON E substitution in			
09:03	5 MANJON E 2pt FG second chance in the paint, jump shot missed			
08:59	21 ROBBINS L offensive rebound (3)			
08:59	21 ROBBINS L 2pt FG second chance in the paint, layup missed			
08:57	21 ROBBINS L offensive rebound (4)			
08:57	21 ROBBINS L 2pt FG second chance in the paint, layup made (6)	<b>17-14</b>	<b>3</b>	
08:29				1 GREEN JR. W 2pt FG outside the paint, jump shot missed
08:27	21 ROBBINS L defensive rebound (5)			
08:04	21 ROBBINS L foul drawn (2)			24 BERMAN L foul shooting (2 - 6)
08:04	21 ROBBINS L free throw 1 - 2 made (7)	<b>18-14</b>	<b>4</b>	
08:04				5 MOORE C substitution out



**Auburn at Vanderbilt**

02/18/23 Memorial Gymnasium, Nashville  
2022-23 Men's Basketball

**Game Time:** 7:30 PM  
**Game Duration:** 2:05  
**Attendance:** 14,030

**Officials:** Steven Anderson, Olandis Poole, Todd Austin

Game Time	Vandy	Score	Diff	AUB
08:04				2 WILLIAMS J substitution in
08:04	21 ROBBINS L free throw 2 - 2 made (8)	<b>19-14</b>	<b>5</b>	
07:47	jump ball situation			
07:47	Timeout media			
07:47				4 BROOME J substitution out
07:47				24 BERMAN L substitution out
07:47				22 FLANIGAN A substitution in
07:47				44 CARDWELL D substitution in
07:40				2 WILLIAMS J 3pt FG , jump shot missed
07:38	0 LAWRENCE T defensive rebound (3)			
07:23	5 MANJON E 2pt FG in the paint, jump shot missed			
07:21				defensive rebound (13)
06:53		<b>19-16</b>	<b>3</b>	2 WILLIAMS J 2pt FG in the paint, driving layup made (6)
06:31	21 ROBBINS L foul drawn (3)			44 CARDWELL D foul shooting (1 - 7)
06:31	21 ROBBINS L free throw 1 - 2 missed			
06:31	offensive dead ball rebound (3)			
06:31	21 ROBBINS L free throw 2 - 2 made (9)	<b>20-16</b>	<b>4</b>	
06:22				12 JASPER Z 3pt FG , jump shot missed
06:21	21 ROBBINS L defensive rebound (6)			
06:21	21 ROBBINS L foul drawn (4)			44 CARDWELL D foul personal (2 - 8)
06:21	21 ROBBINS L 1&1 free throw 1 made (10)	<b>21-16</b>	<b>5</b>	
06:21	21 ROBBINS L 1&1 free throw 2 made (11)	<b>22-16</b>	<b>6</b>	
06:05		<b>22-18</b>	<b>4</b>	2 WILLIAMS J 2pt FG in the paint, jump shot made (8)
05:46	1 SMITH C 2pt FG in the paint, driving layup made (2)	<b>24-18</b>	<b>6</b>	
05:46	21 ROBBINS L assist (1)			
05:38				1 GREEN JR. W 3pt FG , jump shot blocked
05:38	5 MANJON E block (1)			
05:35				offensive rebound (14)
05:35	1 SMITH C substitution out			
05:35	10 STUTE M substitution in			
05:35				12 JASPER Z substitution out
05:35				0 JOHNSON K substitution in
05:31		<b>24-20</b>	<b>4</b>	2 WILLIAMS J 2pt FG second chance in the paint, hook shot made (10)
05:31				22 FLANIGAN A assist (2)
05:14	4 WRIGHT J turnover lost ball (2)			44 CARDWELL D steal (1)
05:09	21 ROBBINS L foul shooting (1 - 4)			0 JOHNSON K foul drawn (1)
05:09				0 JOHNSON K free throw fast break 1 - 2 missed
05:09				offensive dead ball rebound (2)
05:09				0 JOHNSON K free throw fast break 2 - 2 missed
05:08	0 LAWRENCE T defensive rebound (4)			
04:57	21 ROBBINS L foul drawn (5)			0 JOHNSON K foul personal (2 - 9)
04:57	21 ROBBINS L 1&1 free throw 1 made (12)	<b>25-20</b>	<b>5</b>	
04:57	21 ROBBINS L 1&1 free throw 2 made (13)	<b>26-20</b>	<b>6</b>	
04:40		<b>26-22</b>	<b>4</b>	2 WILLIAMS J 2pt FG in the paint, jump shot made (12)
04:30	21 ROBBINS L foul offensive (2 - 5)			0 JOHNSON K foul drawn (2)
04:30	21 ROBBINS L turnover offensive (1)			
04:30	21 ROBBINS L substitution out			
04:30	42 MILLORA-BROWN Q substitution in			



**Auburn at Vanderbilt**

02/18/23 Memorial Gymnasium, Nashville  
2022-23 Men's Basketball

**Game Time:** 7:30 PM  
**Game Duration:** 2:05  
**Attendance:** 14,030

**Officials:** Steven Anderson, Olandis Poole, Todd Austin

Game Time	Vandy	Score	Diff	AUB
04:15				1 GREEN JR. W 2pt FG from turnover in the paint, driving layup missed
04:12	4 WRIGHT J defensive rebound (2)			
04:05	10 STUTE M 3pt FG , jump shot missed			
04:03				1 GREEN JR. W defensive rebound (4)
04:00				1 GREEN JR. W 2pt FG in the paint, layup blocked
04:00	0 LAWRENCE T block (1)			
03:57	10 STUTE M defensive rebound (4)			
03:53	Timeout media			
03:53				2 WILLIAMS J substitution out
03:53				44 CARDWELL D substitution out
03:53				4 BROOME J substitution in
03:53				5 MOORE C substitution in
03:46	5 MANJON E 2pt FG in the paint, floating jump shot missed			
03:42				4 BROOME J defensive rebound (4)
03:31				22 FLANIGAN A 2pt FG in the paint, jump shot missed
03:29	4 WRIGHT J defensive rebound (3)			
03:13	4 WRIGHT J 2pt FG in the paint, jump shot made (2)	<b>28-22</b>	<b>6</b>	
03:13	42 MILLORA-BROWN Q assist (2)			
03:03	0 LAWRENCE T foul personal (1 - 6)			0 JOHNSON K foul drawn (3)
03:03				1 GREEN JR. W substitution out
03:03				3 DONALDSON T substitution in
02:44		<b>28-24</b>	<b>4</b>	4 BROOME J 2pt FG in the paint, jump shot made (7)
02:44				3 DONALDSON T assist (1)
02:12	5 MANJON E 2pt FG in the paint, driving layup missed			
02:10				3 DONALDSON T defensive rebound (1)
01:41				4 BROOME J 2pt FG outside the paint, step back jump shot missed
01:38	4 WRIGHT J defensive rebound (4)			
01:31	4 WRIGHT J 2pt FG in the paint, driving layup blocked			
01:31				5 MOORE C block (1)
01:30	offensive rebound (23)			
01:30	5 MANJON E substitution out			
01:30	12 THOMAS T substitution in			
01:30				3 DONALDSON T substitution out
01:30				5 MOORE C substitution out
01:30				1 GREEN JR. W substitution in
01:30				2 WILLIAMS J substitution in
01:22	4 WRIGHT J 3pt FG second chance, jump shot made (5)	<b>31-24</b>	<b>7</b>	
01:22	0 LAWRENCE T assist (2)			
00:58				1 GREEN JR. W 2pt FG outside the paint, jump shot missed
00:57	0 LAWRENCE T defensive rebound (5)			
00:27	0 LAWRENCE T 2pt FG outside the paint, step back jump shot missed			
00:24				1 GREEN JR. W defensive rebound (5)
00:01		<b>31-27</b>	<b>4</b>	22 FLANIGAN A 3pt FG , jump shot made (3)
00:01				4 BROOME J assist (2)
<b>END OF PERIOD</b>				
<b>Vandy 31-27 AUB</b>				



**Auburn at Vanderbilt**

02/18/23 Memorial Gymnasium, Nashville  
2022-23 Men's Basketball

Game Time: 7:30 PM  
Game Duration: 2:05  
Attendance: 14,030

Officials: Steven Anderson, Olandis Poole, Todd Austin

**Auburn - 27**

NO.	Name	Min	FG			Rebounds			Fouls		TP	AS	TO	ST	Blocks		+/-
			M-A	M-A	M-A	OR	DR	TOT	PF	FD					BS	BA	
2	Jaylin Williams	F 13:33	6-8	0-1	0-0	0	2	2	0	0	12	0	0	0	1	0	-6
4	Johni Broome	F 13:05	2-5	0-1	3-4	1	3	4	0	2	7	2	1	0	0	0	0
1	Wendell Green Jr.	G 15:26	0-8	0-2	0-0	0	5	5	0	1	0	0	1	0	0	3	-1
12	Zep Jasper	G 08:11	0-1	0-1	0-0	0	1	1	1	0	0	1	0	0	0	0	-4
22	Allen Flanigan	G 14:21	1-3	1-2	0-0	0	0	0	1	0	3	2	0	0	0	0	2
0	K.D. Johnson	11:49	0-2	0-2	0-2	0	0	0	2	3	0	1	0	0	0	0	0
3	Tre Donaldson	04:34	0-0	0-0	0-0	0	1	1	1	0	0	1	1	0	0	0	-3
44	Dylan Cardwell	06:55	0-1	0-0	0-0	0	0	0	2	0	0	0	0	1	0	1	-4
24	Lior Berman	05:39	2-2	1-1	0-0	1	0	1	2	0	5	0	0	0	0	0	-6
5	Chris Moore	06:27	0-0	0-0	0-0	0	0	0	0	0	0	0	0	0	1	0	2
Team						2	2	4			0		0				
<b>Totals</b>			11-30	2-10	3-6	4	14	18	9	6	27	7	3	1	2	4	-4

Shooting By Period		
1st FG%	11-30	36.7%
3PT%	2-10	20.0%
FT%	3-6	50%
GM FG%	11-30	36.7%
3PT%	2-10	20.0%
FT%	3-6	50.0%

Dead Ball Rebounds: 2, 0

Technical Fouls::NONE

**Vanderbilt - 31**

NO.	Name	Min	FG			Rebounds			Fouls		TP	AS	TO	ST	Blocks		+/-
			M-A	M-A	M-A	OR	DR	TOT	PF	FD					BS	BA	
10	Myles Stute	F 14:48	2-5	2-4	0-0	1	3	4	1	1	6	0	0	0	1	0	5
21	Liam Robbins	C 12:51	2-6	1-2	8-10	4	2	6	2	5	13	1	1	0	0	0	-3
0	Tyrin Lawrence	G 15:45	1-6	0-1	0-0	1	4	5	1	0	2	2	0	1	1	1	2
5	Ezra Manjon	G 15:33	0-6	0-0	0-2	0	1	1	0	2	0	1	0	0	1	0	9
12	Trey Thomas	G 12:19	1-3	1-3	0-0	0	0	0	0	0	3	1	0	1	0	0	1
4	Jordan Wright	13:26	2-3	1-1	0-0	0	4	4	0	0	5	0	2	0	1	1	5
42	Quentin Millora-Brown	07:09	0-0	0-0	0-0	0	0	0	1	0	0	2	0	0	0	0	7
3	Paul Lewis	02:57	0-0	0-0	0-0	0	1	1	1	0	0	0	1	0	0	0	-5
1	Colin Smith	05:12	1-1	0-0	0-0	1	0	1	0	1	2	0	0	0	0	0	-1
Team						1	1	2			0		0				
<b>Totals</b>			9-30	5-11	8-12	8	16	24	6	9	31	7	4	2	4	2	4

Shooting By Period		
1st FG%	9-30	30.0%
3PT%	5-11	45.5%
FT%	8-12	66.7%
GM FG%	9-30	30.0%
3PT%	5-11	45.5%
FT%	8-12	66.7%

Dead Ball Rebounds: 3, 0

Technical Fouls::NONE

	AUB	Vandy
Biggest lead	2 (1 <sup>st</sup> 19:15)	9 (1 <sup>st</sup> 11:43)
Best Scoring Run	8 (1 <sup>st</sup> 9:24)	10 (1 <sup>st</sup> 11:43)
Lead Changes	3	
Times Tied	2	
Time with Lead	02:09	16:02

Points from	AUB	Vandy
Turnovers	5	6
Paint	18	6
Second Chance	7	6
Fast Breaks	0	0
Bench	5	7

	Period by Period Scoring		
	1st	2nd	TOT
AUB	27	38	65
Vandy	31	36	67



**Auburn at Vanderbilt**

02/18/23 Memorial Gymnasium, Nashville  
2022-23 Men's Basketball

**Game Time:** 7:30 PM  
**Game Duration:** 2:05  
**Attendance:** 14,030

**Officials:** Steven Anderson, Olandis Poole, Todd Austin

**Period 2**

**Quarter Starters:**

<b>Vandy</b>	0 Lawrence T	5 Manjon E	10 Stute M	12 Thomas T	21 Robbins L
<b>AUB</b>	1 Green Jr. W	2 Williams J	4 Broome J	12 Jasper Z	22 Flanigan A

Game Time	Vandy	Score	Diff	AUB
20:00	4 WRIGHT J substitution out			
20:00	42 MILLORA-BROWN Q substitution out			
20:00	5 MANJON E substitution in			
20:00	21 ROBBINS L substitution in			
20:00				0 JOHNSON K substitution out
20:00				12 JASPER Z substitution in
19:37	21 ROBBINS L 2pt FG outside the paint, jump shot missed			
19:32				1 GREEN JR. W defensive rebound (6)
19:17		<b>31-29</b>	<b>2</b>	4 BROOME J 2pt FG in the paint, layup made (9)
19:17				2 WILLIAMS J assist (1)
18:50	21 ROBBINS L turnover lost ball (2)			1 GREEN JR. W steal (1)
18:34		<b>31-31</b>	<b>0</b>	4 BROOME J 2pt FG from turnover in the paint, floating jump shot made (11)
18:20	0 LAWRENCE T 2pt FG in the paint, driving layup missed			
18:18				4 BROOME J defensive rebound (5)
18:06		<b>31-33</b>	<b>-2</b>	4 BROOME J 2pt FG outside the paint, jump shot made (13)
17:49	12 THOMAS T 3pt FG , jump shot made (6)	<b>34-33</b>	<b>1</b>	
17:49	5 MANJON E assist (2)			
17:21				22 FLANIGAN A 2pt FG in the paint, jump shot missed
17:19				1 GREEN JR. W offensive rebound (7)
17:18		<b>34-35</b>	<b>-1</b>	1 GREEN JR. W 2pt FG second chance in the paint, layup made (2)
16:52	21 ROBBINS L foul drawn (6)			2 WILLIAMS J foul shooting (1 - 1)
16:52	21 ROBBINS L free throw 1 - 2 made (14)	<b>35-35</b>	<b>0</b>	
16:52	21 ROBBINS L free throw 2 - 2 made (15)	<b>36-35</b>	<b>1</b>	
16:34				12 JASPER Z turnover bad pass (1)
16:23	12 THOMAS T 3pt FG from turnover, jump shot missed			
16:21	5 MANJON E offensive rebound (2)			
16:14	21 ROBBINS L 2pt FG from turnover second chance in the paint, jump shot missed			
16:12				2 WILLIAMS J defensive rebound (3)
16:02		<b>36-37</b>	<b>-1</b>	4 BROOME J 2pt FG in the paint, driving layup made (15)
15:44	21 ROBBINS L foul drawn (7)			4 BROOME J foul shooting (1 - 2)
15:44	Timeout media			
15:44				2 WILLIAMS J substitution out
15:44				12 JASPER Z substitution out
15:44				0 JOHNSON K substitution in
15:44				5 MOORE C substitution in
15:44	21 ROBBINS L free throw 1 - 2 made (16)	<b>37-37</b>	<b>0</b>	
15:44	21 ROBBINS L free throw 2 - 2 made (17)	<b>38-37</b>	<b>1</b>	
15:29				22 FLANIGAN A 2pt FG outside the paint, jump shot missed
15:26				4 BROOME J offensive rebound (6)
15:26				4 BROOME J 2pt FG second chance in the paint, layup missed
15:23	21 ROBBINS L defensive rebound (7)			





**Auburn at Vanderbilt**

02/18/23 Memorial Gymnasium, Nashville  
2022-23 Men's Basketball

**Game Time:** 7:30 PM  
**Game Duration:** 2:05  
**Attendance:** 14,030

**Officials:** Steven Anderson, Olandis Poole, Todd Austin

Game Time	Vandy	Score	Diff	AUB
15:23	jump ball situation			
15:23	21 ROBBINS L turnover lost ball (3)			4 BROOME J steal (1)
15:12				1 GREEN JR. W 2pt FG from turnover in the paint, jump shot blocked
15:12	5 MANJON E block (2)			
15:01				5 MOORE C offensive rebound (1)
15:01		<b>38-39</b>	<b>-1</b>	5 MOORE C 2pt FG from turnover second chance in the paint, layup made (2)
15:00	5 MANJON E turnover bad pass (1)			0 JOHNSON K steal (1)
14:52		<b>38-41</b>	<b>-3</b>	0 JOHNSON K 2pt FG fast break from turnover in the paint, layup made (2)
14:30	12 THOMAS T 2pt FG in the paint, driving layup missed			
14:27				0 JOHNSON K defensive rebound (1)
14:12				4 BROOME J turnover travel (2)
14:01	10 STUTE M 2pt FG from turnover outside the paint, jump shot missed			
13:58				22 FLANIGAN A defensive rebound (1)
13:51	12 THOMAS T substitution out			
13:51	4 WRIGHT J substitution in			
13:50				1 GREEN JR. W 3pt FG , jump shot missed
13:45	4 WRIGHT J defensive rebound (5)			
13:36	5 MANJON E 3pt FG , jump shot made (3)	<b>41-41</b>	<b>0</b>	
13:36	4 WRIGHT J assist (1)			
13:14		<b>41-44</b>	<b>-3</b>	4 BROOME J 3pt FG , jump shot made (18)
13:14				5 MOORE C assist (1)
12:52	4 WRIGHT J turnover lost ball (3)			1 GREEN JR. W steal (2)
12:49	jump ball situation			
12:49	21 ROBBINS L steal (1)			4 BROOME J turnover lost ball (3)
12:49	10 STUTE M substitution out			
12:49	21 ROBBINS L substitution out			
12:49	1 SMITH C substitution in			
12:49	42 MILLORA-BROWN Q substitution in			
12:49				4 BROOME J substitution out
12:49				5 MOORE C substitution out
12:49				22 FLANIGAN A substitution out
12:49				2 WILLIAMS J substitution in
12:49				24 BERMAN L substitution in
12:49				44 CARDWELL D substitution in
12:42	42 MILLORA-BROWN Q 2pt FG from turnover in the paint, layup made (2)	<b>43-44</b>	<b>-1</b>	
12:42	5 MANJON E assist (3)			
12:23				1 GREEN JR. W 2pt FG in the paint, driving layup missed
12:19	5 MANJON E defensive rebound (3)			
12:17	0 LAWRENCE T 2pt FG fast break in the paint, layup made (4)	<b>45-44</b>	<b>1</b>	
12:17	5 MANJON E assist (4)			
12:10				Timeout 30 Sec
12:10				Timeout media
12:10				1 GREEN JR. W substitution out
12:10				3 DONALDSON T substitution in
12:04	42 MILLORA-BROWN Q foul shooting (2 - 1)			0 JOHNSON K foul drawn (4)
12:04		<b>45-45</b>	<b>0</b>	0 JOHNSON K free throw 1 - 2 made (3)



**Auburn at Vanderbilt**

02/18/23 Memorial Gymnasium, Nashville  
2022-23 Men's Basketball

**Game Time:** 7:30 PM  
**Game Duration:** 2:05  
**Attendance:** 14,030

**Officials:** Steven Anderson, Olandis Poole, Todd Austin

Game Time	Vandy	Score	Diff	AUB
12:04				0 JOHNSON K free throw 2 - 2 missed
12:03	4 WRIGHT J defensive rebound (6)			
11:34	5 MANJON E 2pt FG outside the paint, jump shot missed			
11:31				44 CARDWELL D defensive rebound (1)
11:12				0 JOHNSON K 2pt FG outside the paint, floating jump shot missed
11:09	42 MILLORA-BROWN Q defensive rebound (1)			
11:03	0 LAWRENCE T 2pt FG in the paint, driving layup missed			
11:01				2 WILLIAMS J defensive rebound (4)
10:56		<b>45-48</b>	<b>-3</b>	2 WILLIAMS J 3pt FG fast break, jump shot made (15)
10:56				0 JOHNSON K assist (2)
10:32	42 MILLORA-BROWN Q 2pt FG in the paint, layup made (4)	<b>47-48</b>	<b>-1</b>	
10:32	0 LAWRENCE T assist (3)			
10:05		<b>47-50</b>	<b>-3</b>	2 WILLIAMS J 2pt FG in the paint, floating jump shot made (17)
09:38	4 WRIGHT J 2pt FG outside the paint, jump shot made (7)	<b>49-50</b>	<b>-1</b>	
09:18				3 DONALDSON T 2pt FG in the paint, driving layup missed
09:16				44 CARDWELL D offensive rebound (2)
09:13		<b>49-52</b>	<b>-3</b>	44 CARDWELL D 2pt FG second chance in the paint, dunk, made (2)
09:13				2 WILLIAMS J assist (2)
08:54	4 WRIGHT J foul offensive (1 - 2)			24 BERMAN L foul drawn (1)
08:54	4 WRIGHT J turnover offensive (4)			
08:54	Timeout media			
08:54	5 MANJON E substitution out			
08:54	12 THOMAS T substitution in			
08:54				44 CARDWELL D substitution out
08:54				4 BROOME J substitution in
08:31				4 BROOME J 2pt FG from turnover outside the paint, jump shot missed
08:29	4 WRIGHT J defensive rebound (7)			
08:06	12 THOMAS T 3pt FG , jump shot missed			
08:04				3 DONALDSON T defensive rebound (2)
07:58		<b>49-55</b>	<b>-6</b>	24 BERMAN L 3pt FG fast break, jump shot made (8)
07:58				3 DONALDSON T assist (2)
07:45	0 LAWRENCE T 2pt FG in the paint, driving layup made (6)	<b>51-55</b>	<b>-4</b>	
07:22				2 WILLIAMS J 2pt FG outside the paint, jump shot missed
07:20	42 MILLORA-BROWN Q defensive rebound (2)			
07:02	0 LAWRENCE T foul drawn (1)			3 DONALDSON T foul shooting (2 - 3)
07:02	Timeout media			
07:02	4 WRIGHT J substitution out			
07:02	42 MILLORA-BROWN Q substitution out			
07:02	10 STUTE M substitution in			
07:02	21 ROBBINS L substitution in			
07:02				0 JOHNSON K substitution out
07:02				3 DONALDSON T substitution out
07:02				1 GREEN JR. W substitution in
07:02				12 JASPER Z substitution in
07:02	0 LAWRENCE T free throw 1 - 2 missed			
07:02	offensive dead ball rebound (4)			
07:02	0 LAWRENCE T free throw 2 - 2 made (7)	<b>52-55</b>	<b>-3</b>	



**Auburn at Vanderbilt**

02/18/23 Memorial Gymnasium, Nashville  
2022-23 Men's Basketball

**Game Time:** 7:30 PM  
**Game Duration:** 2:05  
**Attendance:** 14,030

**Officials:** Steven Anderson, Olandis Poole, Todd Austin

Game Time	Vandy	Score	Diff	AUB
06:49				24 BERMAN L 3pt FG , jump shot missed
06:47	0 LAWRENCE T defensive rebound (6)			
06:34	0 LAWRENCE T turnover lost ball (1)			1 GREEN JR. W steal (3)
06:30	12 THOMAS T steal (2)			1 GREEN JR. W turnover lost ball (2)
06:27	0 LAWRENCE T 2pt FG fast break from turnover in the paint, dunk, made (9)	<b>54-55</b>	<b>-1</b>	
06:27	12 THOMAS T assist (2)			
06:03		<b>54-57</b>	<b>-3</b>	4 BROOME J 2pt FG in the paint, dunk, made (20)
05:46	21 ROBBINS L 2pt FG in the paint, driving layup missed			
05:43	21 ROBBINS L offensive rebound (8)			
05:43	21 ROBBINS L foul drawn (8)			4 BROOME J foul shooting (2 - 4)
05:43	21 ROBBINS L free throw 1 - 2 missed			
05:43	offensive dead ball rebound (5)			
05:43	0 LAWRENCE T substitution out			
05:43	5 MANJON E substitution in			
05:43	21 ROBBINS L free throw 2 - 2 made (18)	<b>55-57</b>	<b>-2</b>	
05:19	12 THOMAS T steal (3)			4 BROOME J turnover lost ball (4)
05:10	10 STUTE M 3pt FG from turnover, jump shot missed			
05:08	21 ROBBINS L offensive rebound (9)			
05:06	12 THOMAS T 3pt FG from turnover second chance, jump shot missed			
05:02				2 WILLIAMS J defensive rebound (5)
04:56				24 BERMAN L 3pt FG , jump shot missed
04:52	21 ROBBINS L defensive rebound (10)			
04:52	21 ROBBINS L foul drawn (9)			1 GREEN JR. W foul personal (1 - 5)
04:52				24 BERMAN L substitution out
04:52				22 FLANIGAN A substitution in
04:36	21 ROBBINS L 2pt FG in the paint, dunk, made (20)	<b>57-57</b>	<b>0</b>	
04:36	5 MANJON E assist (5)			
04:04				4 BROOME J 3pt FG , jump shot missed
04:02				12 JASPER Z offensive rebound (2)
04:02	12 THOMAS T foul personal (1 - 3)			12 JASPER Z foul drawn (1)
03:46				1 GREEN JR. W 2pt FG second chance outside the paint, jump shot missed
03:44	1 SMITH C defensive rebound (2)			
03:24	12 THOMAS T 2pt FG in the paint, floating jump shot made (8)	<b>59-57</b>	<b>2</b>	
03:16				Timeout 30 Sec
03:16				Timeout media
03:16				12 JASPER Z substitution out
03:16				0 JOHNSON K substitution in
03:08		<b>59-59</b>	<b>0</b>	1 GREEN JR. W 2pt FG in the paint, floating jump shot made (4)
02:49	21 ROBBINS L foul drawn (10)			4 BROOME J foul shooting (3 - 6)
02:49	21 ROBBINS L free throw 1 - 2 made (21)	<b>60-59</b>	<b>1</b>	
02:49	21 ROBBINS L free throw 2 - 2 made (22)	<b>61-59</b>	<b>2</b>	
02:30		<b>61-61</b>	<b>0</b>	22 FLANIGAN A 2pt FG in the paint, jump shot made (5)
02:08	10 STUTE M 3pt FG , jump shot missed			
02:03				1 GREEN JR. W defensive rebound (8)
01:53	5 MANJON E foul shooting (1 - 4)			1 GREEN JR. W foul drawn (2)
01:53		<b>61-62</b>	<b>-1</b>	1 GREEN JR. W free throw 1 - 2 made (5)
01:53	1 SMITH C substitution out			



**Auburn at Vanderbilt**

02/18/23 Memorial Gymnasium, Nashville  
2022-23 Men's Basketball

**Game Time:** 7:30 PM  
**Game Duration:** 2:05  
**Attendance:** 14,030

**Officials:** Steven Anderson, Olandis Poole, Todd Austin

Game Time	Vandy	Score	Diff	AUB
01:53	0 LAWRENCE T substitution in			
01:53				1 GREEN JR. W free throw 2 - 2 missed
01:52	10 STUTE M defensive rebound (5)			
01:26	12 THOMAS T 2pt FG in the paint, floating jump shot missed			
01:23	21 ROBBINS L offensive rebound (11)			
01:14	Timeout 60 Sec			
01:05	12 THOMAS T 2pt FG second chance in the paint, layup missed			
01:03	21 ROBBINS L offensive rebound (12)			
01:03	21 ROBBINS L foul drawn (11)			4 BROOME J foul shooting (4 - 7)
01:03	21 ROBBINS L free throw 1 - 2 made (23)	<b>62-62</b>	<b>0</b>	
01:03	12 THOMAS T substitution out			
01:03	4 WRIGHT J substitution in			
01:03	21 ROBBINS L free throw 2 - 2 made (24)	<b>63-62</b>	<b>1</b>	
00:51				4 BROOME J 2pt FG in the paint, layup blocked
00:51	21 ROBBINS L block (1)			
00:48				offensive rebound (34)
00:41	5 MANJON E foul personal (2 - 5)			1 GREEN JR. W foul drawn (3)
00:31				2 WILLIAMS J 3pt FG second chance, jump shot missed
00:28	10 STUTE M defensive rebound (6)			
00:23	5 MANJON E foul drawn (3)			1 GREEN JR. W foul personal (2 - 8)
00:23	5 MANJON E 1&1 free throw 1 made (4)	<b>64-62</b>	<b>2</b>	
00:23	5 MANJON E 1&1 free throw 2 made (5)	<b>65-62</b>	<b>3</b>	
00:10		<b>65-65</b>	<b>0</b>	0 JOHNSON K 3pt FG , jump shot made (6)
00:10				1 GREEN JR. W assist (1)
00:10				Timeout 60 Sec
00:10				1 GREEN JR. W substitution out
00:10				4 BROOME J substitution out
00:10				12 JASPER Z substitution in
00:10				44 CARDWELL D substitution in
00:01	5 MANJON E 2pt FG in the paint, layup made (7)	<b>67-65</b>	<b>2</b>	
00:01	4 WRIGHT J steal (1)			12 JASPER Z turnover bad pass (2)
00:01	4 WRIGHT J foul drawn (1)			0 JOHNSON K foul personal (3 - 9)
00:01	4 WRIGHT J free throw 1 - 1 missed			
00:01				2 WILLIAMS J defensive rebound (6)
<b>END OF GAME</b>				
<b>Vandy 67-65 AUB</b>				



**Auburn at Vanderbilt**

02/18/23 Memorial Gymnasium, Nashville  
2022-23 Men's Basketball

Game Time: 7:30 PM  
Game Duration: 2:05  
Attendance: 14,030

Officials: Steven Anderson, Olandis Poole, Todd Austin

**Auburn - 38**

NO.	Name	F	Min	FG			Rebounds			Fouls		TP	AS	TO	ST	Blocks		+/-
				M-A	M-A	M-A	OR	DR	TOT	PF	FD					BS	BA	
2	Jaylin Williams	F	17:05	2-4	1-2	0-0	0	4	4	1	0	5	2	0	0	0	0	0
4	Johni Broome	F	15:54	6-10	1-2	0-0	1	1	2	4	0	13	0	3	1	0	1	4
1	Wendell Green Jr.	G	14:41	2-6	0-1	1-2	1	2	3	2	2	5	1	1	3	0	1	-1
12	Zep Jasper	G	08:13	0-0	0-0	0-0	1	0	1	0	1	0	0	2	0	0	0	-3
22	Allen Flanigan	G	12:03	1-3	0-0	0-0	0	1	1	0	0	2	0	0	0	0	0	3
0	K.D. Johnson		11:58	2-3	1-1	1-2	0	1	1	1	1	6	1	0	1	0	0	3
5	Chris Moore		02:55	1-1	0-0	0-0	1	0	1	0	0	2	1	0	0	0	0	2
24	Lior Berman		07:57	1-3	1-3	0-0	0	0	0	0	1	3	0	0	0	0	0	-1
44	Dylan Cardwell		04:06	1-1	0-0	0-0	1	1	2	0	0	2	0	0	0	0	0	-2
3	Tre Donaldson		05:08	0-1	0-0	0-0	0	1	1	1	0	0	1	0	0	0	0	5
Team							1	0	1			0		0				
<b>Totals</b>				16-32	4-9	2-4	6	11	17	9	5	38	6	6	5	0	2	2

Shooting By Period		
2nd FG%	16-32	50.0%
3PT%	4-9	44.4%
FT%	2-4	50%
GM FG%	16-32	50.0%
3PT%	4-9	44.4%
FT%	2-4	50.0%

Dead Ball Rebounds: 0, 0

Technical Fouls::NONE

**Vanderbilt - 36**

NO.	Name	F	Min	FG			Rebounds			Fouls		TP	AS	TO	ST	Blocks		+/-
				M-A	M-A	M-A	OR	DR	TOT	PF	FD					BS	BA	
10	Myles Stute	F	14:13	0-3	0-2	0-0	0	2	2	0	0	0	0	0	0	0	0	-1
21	Liam Robbins	C	14:13	1-4	0-0	9-10	4	2	6	0	6	11	0	2	1	1	0	-1
0	Tyrin Lawrence	G	16:10	3-5	0-0	1-2	0	1	1	0	1	7	1	1	0	0	0	-4
5	Ezra Manjon	G	16:49	2-3	1-1	2-2	1	1	2	2	1	7	4	1	0	1	0	-2
12	Trey Thomas	G	14:00	2-8	1-4	0-0	0	0	0	1	0	5	1	0	2	0	0	-4
4	Jordan Wright		07:52	1-1	0-0	0-1	0	3	3	1	1	2	1	2	1	0	0	1
1	Colin Smith		10:56	0-0	0-0	0-0	0	1	1	0	0	0	0	0	0	0	0	2
42	Quentin Millora-Brown		05:47	2-2	0-0	0-0	0	2	2	1	0	4	0	0	0	0	0	-1
Team							0	0	0			0		0				
<b>Totals</b>				11-26	2-7	12-15	5	12	17	5	9	36	7	6	4	2	0	-2

Shooting By Period		
2nd FG%	11-26	42.3%
3PT%	2-7	28.6%
FT%	12-15	80%
GM FG%	11-26	42.3%
3PT%	2-7	28.6%
FT%	12-15	80.0%

Dead Ball Rebounds: 2, 0

Technical Fouls::NONE

	AUB	Vandy
Biggest lead	6 (2 <sup>nd</sup> 7:58)	4 (2 <sup>nd</sup> 19:37)
Best Scoring Run	6(2 <sup>nd</sup> 18:06)	5(2 <sup>nd</sup> 6:27)
Lead Changes	12	
Times Tied	10	
Time with Lead	10:33	04:49

Points from	AUB	Vandy
Turnovers	6	4
Paint	22	16
Second Chance	6	3
Fast Breaks	8	4
Bench	13	6

	Period by Period Scoring		
	1st	2nd	TOT
AUB	27	38	65
Vandy	31	36	67



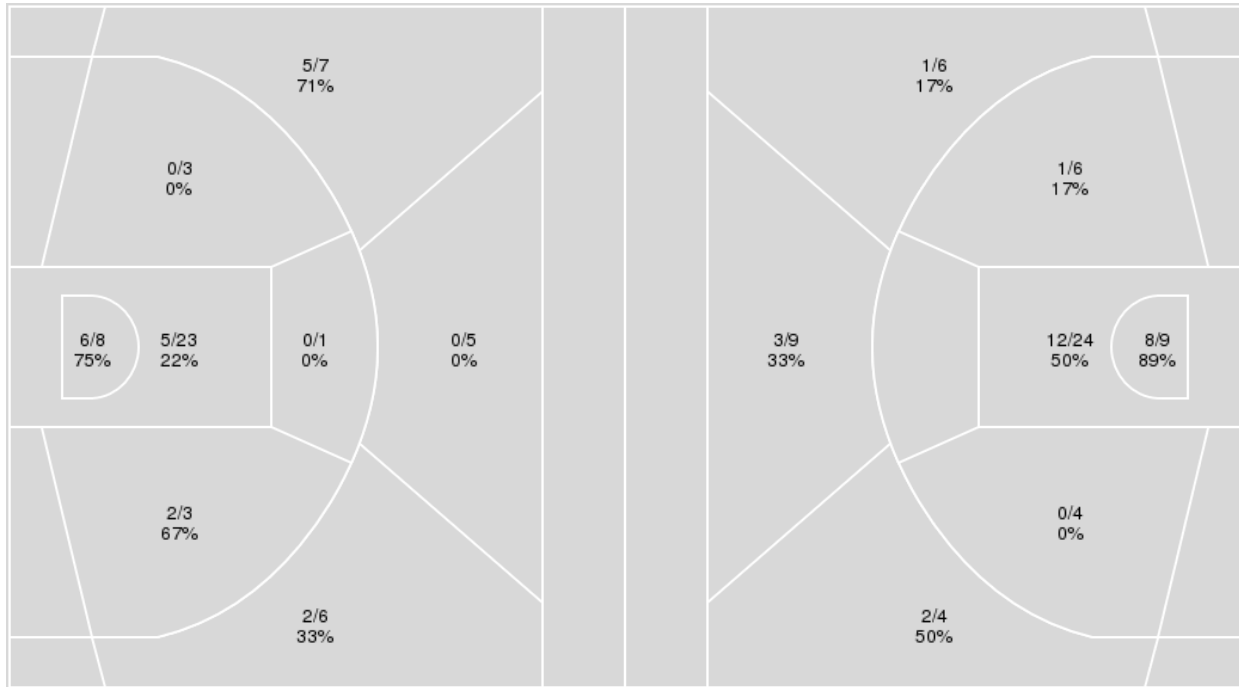
**Officials:** Steven Anderson, Olandis Poole, Todd Austin

{ Players => 0, 1, 2, 3, 4, 5, 10, 11, 12, 20, 21, 22, 23, 25, 34, 42; } FG  
 Types => All; Results => All;

{ Players => 0, 1, 2, 3, 4, 5, 10, 12, 14, 20, 21, 22, 23, 24, 25, 42, 44,  
 55; } FG Types => All; Results => All;

**Vanderbilt**

**Auburn**



Vanderbilt	M/A	%
Field Goals	20/56	36
2 Points	13/38	34
3 Points	7/18	39
Free Throws	20/27	74

Auburn	M/A	%
Field Goals	27/62	44
2 Points	21/43	49
3 Points	6/19	32
Free Throws	5/10	50



**Auburn at Vanderbilt**

02/18/23 Memorial Gymnasium, Nashville  
2022-23 Men's Basketball

Game Time: 7:30 PM  
Game Duration: 2:05  
Attendance: 14,030

Officials: Steven Anderson, Olandis Poole, Todd Austin

**Auburn**

No	Name	Mins		Score		Points Diff		Points per Min		Assists		Rebounds		Steals		Turnovers	
		On	Off	On	Off	On	Off	On	Off	On	Off	On	Off	On	Off	On	Off
0	K.D. Johnson	23:47	16:13	43 - 40	22 - 27	3	-5	1.81	1.36	10	3	24	11	4	2	5	4
1	Wendell Green Jr.	30:07	09:53	50 - 52	15 - 15	-2	0	1.66	1.52	8	5	27	8	6	0	7	2
2	Jaylin Williams	30:38	09:22	48 - 54	17 - 13	-6	4	1.57	1.81	10	3	25	10	3	3	6	3
3	Tre Donaldson	09:42	30:18	15 - 13	50 - 54	2	-4	1.55	1.65	5	8	7	28	0	6	1	8
4	Johni Broome	28:59	11:01	47 - 43	18 - 24	4	-6	1.62	1.63	9	4	26	9	5	1	7	2
5	Chris Moore	09:22	30:38	17 - 13	48 - 54	4	-6	1.81	1.57	3	10	10	25	3	3	3	6
12	Zep Jasper	16:24	23:36	22 - 29	43 - 38	-7	5	1.34	1.82	3	10	12	23	2	4	5	4
22	Allen Flanigan	26:24	13:36	44 - 39	21 - 28	5	-7	1.67	1.54	9	4	26	9	5	1	5	4
24	Lior Berman	13:36	26:24	21 - 28	44 - 39	-7	5	1.54	1.67	4	9	9	26	1	5	4	5
44	Dylan Cardwell	11:01	28:59	18 - 24	47 - 43	-6	4	1.63	1.62	4	9	9	26	1	5	2	7

**Vanderbilt**

No	Name	Mins		Score		Points Diff		Points per Min		Assists		Rebounds		Steals		Turnovers	
		On	Off	On	Off	On	Off	On	Off	On	Off	On	Off	On	Off	On	Off
0	Tyrin Lawrence	31:55	08:05	50 - 52	17 - 13	-2	4	1.57	2.10	10	4	35	6	4	2	8	2
1	Colin Smith	16:08	23:52	29 - 28	38 - 37	1	1	1.80	1.59	6	8	17	24	2	4	4	6
3	Paul Lewis	02:57	37:03	3 - 8	64 - 57	-5	7	1.02	1.73	1	13	2	39	0	6	2	8
4	Jordan Wright	21:18	18:42	44 - 38	23 - 27	6	-4	2.07	1.23	10	4	22	19	3	3	6	4
5	Ezra Manjon	32:22	07:38	56 - 49	11 - 16	7	-5	1.73	1.44	11	3	34	7	5	1	7	3
10	Myles Stute	29:01	10:59	48 - 44	19 - 21	4	-2	1.65	1.73	10	4	29	12	6	0	7	3
12	Trey Thomas	26:19	13:41	38 - 41	29 - 24	-3	5	1.44	2.12	8	6	25	16	4	2	6	4
21	Liam Robbins	27:04	12:56	43 - 47	24 - 18	-4	6	1.59	1.86	6	8	29	12	5	1	9	1
42	Quentin Millora-Brown	12:56	27:04	24 - 18	43 - 47	6	-4	1.86	1.59	8	6	12	29	1	5	1	9

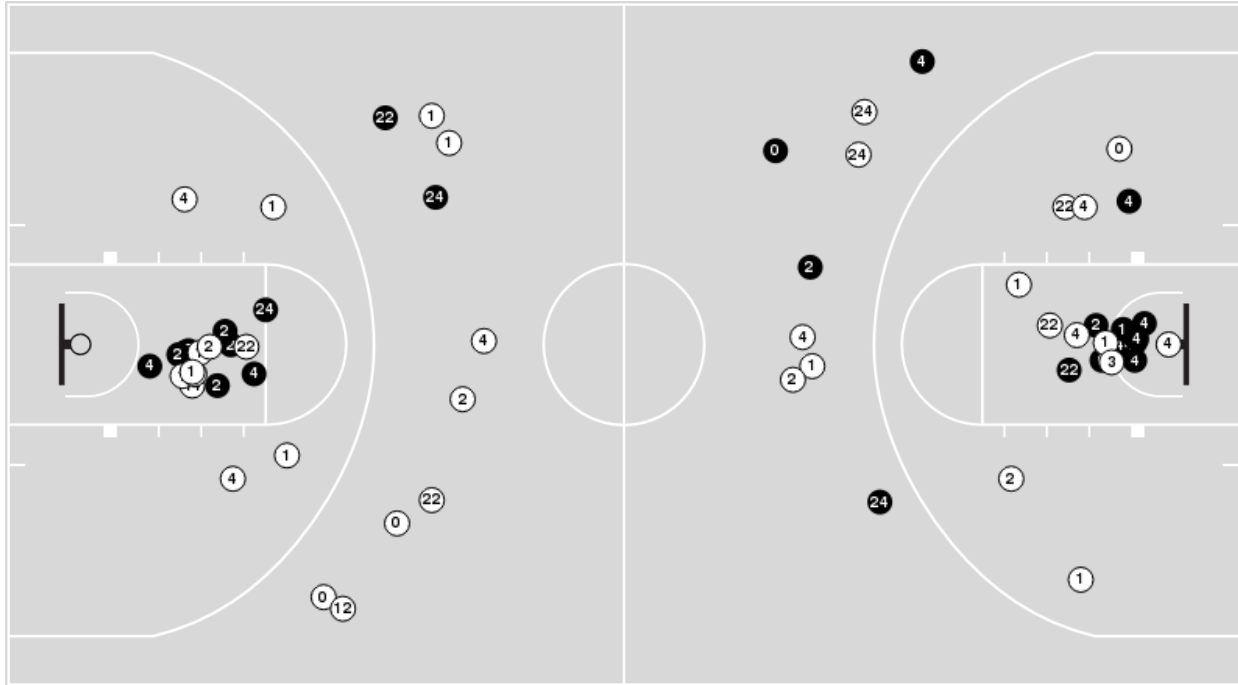


**Officials:** Steven Anderson, Olandis Poole, Todd Austin

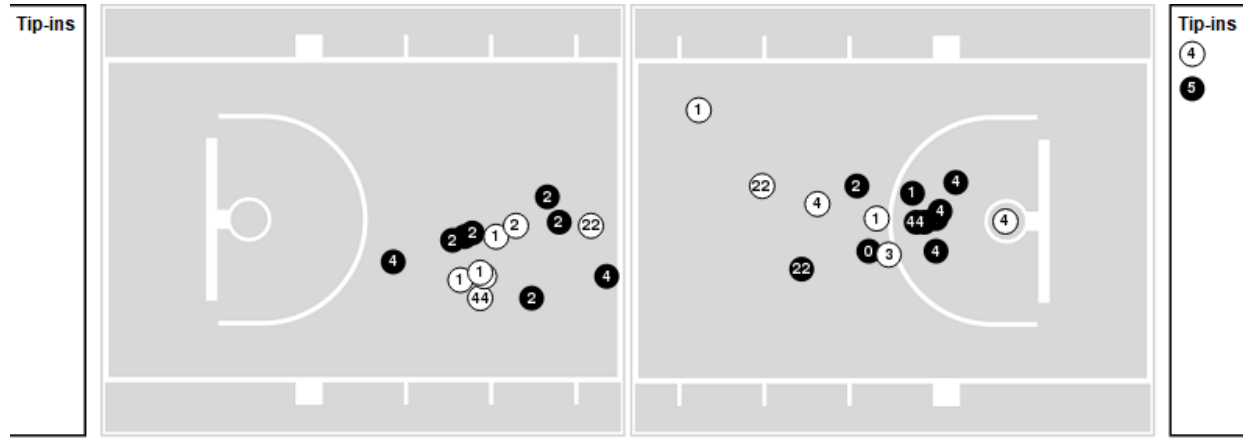
Players => 0, 1, 2, 3, 4, 5, 10, 12, 14, 20, 21, 22, 23, 24, 25, 42, 44, 55 FG Types=>All Results=>All

**Auburn**

**All Field Goals**



**Blow Up Chart**



**N** Made    **O** Missed    N - Player Number

Auburn	M/A	%
Field Goals	27/62	44
2 Points	21/43	49
3 Points	6/19	32
Free Throws	5/10	50

Auburn	M/A	%
Points in the Paint	40 (20 / 33)	61
Fast Break Points	8 (3/5)	60
Second Chance Points	13 (6/9)	67
Effective FG%	48	



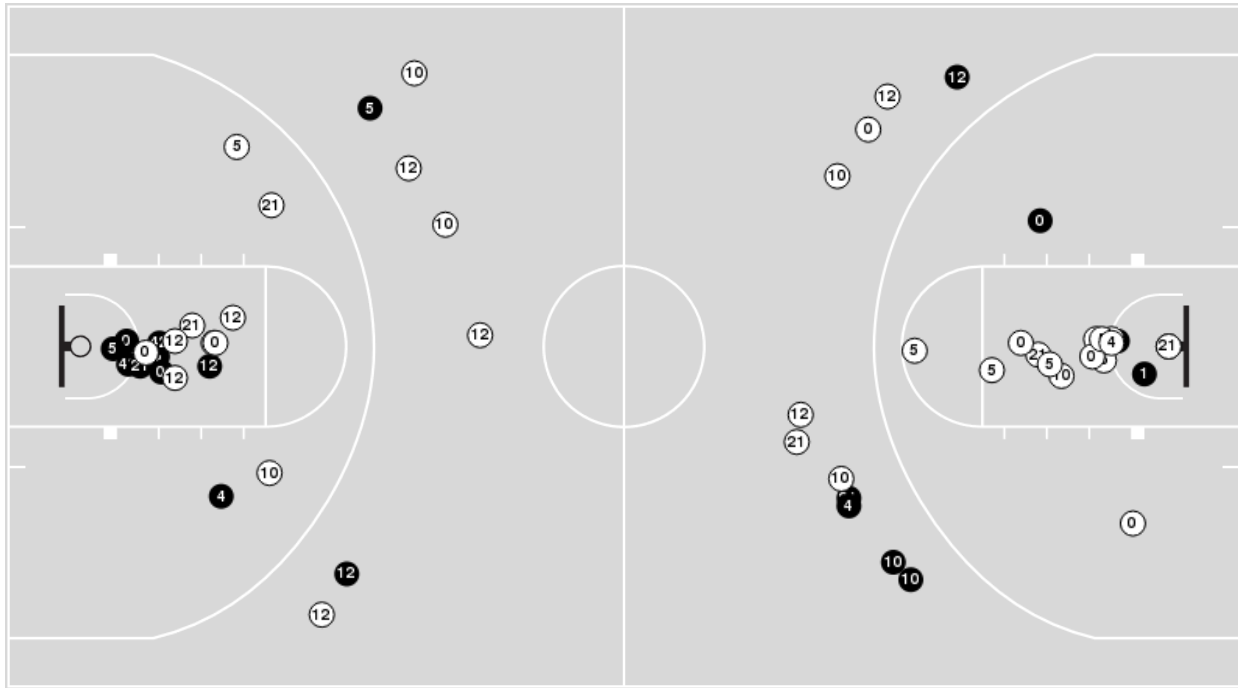


**Officials:** Steven Anderson, Olandis Poole, Todd Austin

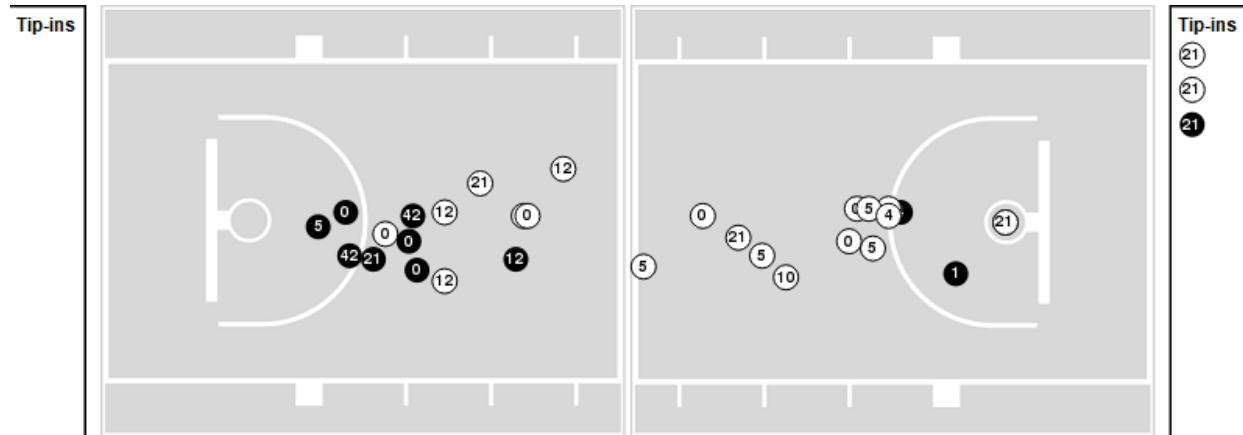
Players => 0, 1, 2, 3, 4, 5, 10, 11, 12, 20, 21, 22, 23, 25, 34, 42 FG Types=>All Results=>All

**Vanderbilt**

**All Field Goals**



**Blow Up Chart**



● Made ○ Missed N - Player Number

Vanderbilt	M/A	%
Field Goals	20/56	36
2 Points	13/38	34
3 Points	7/18	39
Free Throws	20/27	74

Vanderbilt	M/A	%
Points in the Paint	22 (11 / 31)	35
Fast Break Points	4 (2/2)	100
Second Chance Points	9 (6/17)	35
Effective FG%	42	



**Auburn at Vanderbilt**

02/18/23 Memorial Gymnasium, Nashville  
2022-23 Men's Basketball

**Game Time:** 7:30 PM  
**Game Duration:** 2:05  
**Attendance:** 14,030

**Officials:** Steven Anderson, Olandis Poole, Todd Austin

**Auburn**

Lineup	Quarter On	Time On	Quarter Off	Time Off	Time on Court	Score	Score Diff	Reb	Stl	Tov	Ass	PPP
1- Green Jr. W/ 2- Williams J/ 4- Broome J/ 12- Jasper Z/ 22- Flanigan A/	1	20:00	1	16:13	03:47	4-5	-1	3	0	1	2	0.8000
0- Johnson K/ 1- Green Jr. W/ 2- Williams J/ 4- Broome J/ 22- Flanigan A/	1	16:13	1	15:09	01:04	0-0	0	3	0	0	0	0.0000
0- Johnson K/ 2- Williams J/ 3- Donaldson T/ 22- Flanigan A/ 44- Cardwell D/	1	15:09	1	13:26	01:43	2-0	2	2	0	0	1	0.6667
0- Johnson K/ 2- Williams J/ 3- Donaldson T/ 24- Berman L/ 44- Cardwell D/	1	13:26	1	12:08	01:18	0-7	-7	0	0	1	0	0.0000
0- Johnson K/ 1- Green Jr. W/ 4- Broome J/ 5- Moore C/ 24- Berman L/	1	12:08	1	09:59	02:09	6-3	3	4	0	1	1	1.2605
1- Green Jr. W/ 4- Broome J/ 5- Moore C/ 12- Jasper Z/ 24- Berman L/	1	09:59	1	08:04	01:55	2-3	-1	0	0	0	0	1.0000
1- Green Jr. W/ 2- Williams J/ 4- Broome J/ 12- Jasper Z/ 24- Berman L/	1	08:04	1	07:47	00:17	0-1	-1	0	0	0	0	0.0000
1- Green Jr. W/ 2- Williams J/ 12- Jasper Z/ 22- Flanigan A/ 44- Cardwell D/	1	07:47	1	05:35	02:12	4-5	-1	2	0	0	0	1.0000
0- Johnson K/ 1- Green Jr. W/ 2- Williams J/ 22- Flanigan A/ 44- Cardwell D/	1	05:35	1	03:53	01:42	4-2	2	1	1	0	1	0.8197
0- Johnson K/ 1- Green Jr. W/ 4- Broome J/ 5- Moore C/ 22- Flanigan A/	1	03:53	1	03:03	00:50	0-2	-2	1	0	0	0	0.0000
0- Johnson K/ 3- Donaldson T/ 4- Broome J/ 5- Moore C/ 22- Flanigan A/	1	03:03	1	01:30	01:33	2-0	2	1	0	0	1	1.0000
0- Johnson K/ 1- Green Jr. W/ 2- Williams J/ 4- Broome J/ 22- Flanigan A/	1	01:30	2	20:00	01:30	3-3	0	1	0	0	1	1.5000
1- Green Jr. W/ 2- Williams J/ 4- Broome J/ 12- Jasper Z/ 22- Flanigan A/	2	20:00	2	15:44	04:16	10-5	5	4	1	1	1	1.6667
0- Johnson K/ 1- Green Jr. W/ 4- Broome J/ 5- Moore C/ 22- Flanigan A/	2	15:44	2	12:49	02:55	7-5	2	4	3	2	1	1.0000
0- Johnson K/ 1- Green Jr. W/ 2- Williams J/ 24- Berman L/ 44- Cardwell D/	2	12:49	2	12:10	00:39	0-4	-4	0	0	0	0	0.0000
0- Johnson K/ 2- Williams J/ 3- Donaldson T/ 24- Berman L/ 44- Cardwell D/	2	12:10	2	08:54	03:16	8-4	4	3	0	0	2	1.6393
0- Johnson K/ 2- Williams J/ 3- Donaldson T/ 4- Broome J/ 24- Berman L/	2	08:54	2	07:02	01:52	3-2	1	1	0	0	1	1.0000
1- Green Jr. W/ 2- Williams J/ 4- Broome J/ 12- Jasper Z/ 24- Berman L/	2	07:02	2	04:52	02:10	2-4	-2	1	1	2	0	0.4000
1- Green Jr. W/ 2- Williams J/ 4- Broome J/ 12- Jasper Z/ 22- Flanigan A/	2	04:52	2	03:16	01:36	0-4	-4	1	0	0	0	0.0000
0- Johnson K/ 1- Green Jr. W/ 2- Williams J/ 4- Broome J/ 22- Flanigan A/	2	03:16	2	00:10	03:05	8-6	2	2	0	0	1	1.6393
0- Johnson K/ 2- Williams J/ 12- Jasper Z/ 22- Flanigan A/ 44- Cardwell D/	2	00:10	2	00:00	00:11	0-2	-2	1	0	1	0	0.0000



**Auburn at Vanderbilt**

02/18/23 Memorial Gymnasium, Nashville  
2022-23 Men's Basketball

**Game Time:** 7:30 PM  
**Game Duration:** 2:05  
**Attendance:** 14,030

**Officials:** Steven Anderson, Olandis Poole, Todd Austin

**Vanderbilt**

Lineup	Quarter On	Time On	Quarter Off	Time Off	Time on Court	Score	Score Diff	Reb	Stl	Tov	Ass	PPP
0- Lawrence T/ 5- Manjon E/ 10- Stute M/ 12- Thomas T/ 21- Robbins L/	1	20:00	1	13:26	06:34	5-6	-1	9	1	0	1	0.5365
4- Wright J/ 5- Manjon E/ 10- Stute M/ 12- Thomas T/ 21- Robbins L/	1	13:26	1	13:26	00:00	1-0	1	0	0	0	0	2.2727
4- Wright J/ 5- Manjon E/ 10- Stute M/ 12- Thomas T/ 42- Millora-Brown Q/	1	13:26	1	12:08	01:18	6-0	6	1	1	0	2	3.0000
3- Lewis P/ 4- Wright J/ 10- Stute M/ 12- Thomas T/ 42- Millora-Brown Q/	1	12:08	1	10:47	01:21	3-2	1	0	0	0	1	1.5000
1- Smith C/ 3- Lewis P/ 4- Wright J/ 12- Thomas T/ 21- Robbins L/	1	10:47	1	09:11	01:36	0-6	-6	2	0	2	0	0.0000
0- Lawrence T/ 1- Smith C/ 4- Wright J/ 5- Manjon E/ 21- Robbins L/	1	09:11	1	05:35	03:36	9-4	5	5	0	0	1	1.5957
0- Lawrence T/ 4- Wright J/ 5- Manjon E/ 10- Stute M/ 21- Robbins L/	1	05:35	1	04:30	01:05	2-4	-2	1	0	2	0	0.6944
0- Lawrence T/ 4- Wright J/ 5- Manjon E/ 10- Stute M/ 42- Millora-Brown Q/	1	04:30	1	01:30	03:00	2-2	0	5	0	0	1	0.5000
0- Lawrence T/ 4- Wright J/ 10- Stute M/ 12- Thomas T/ 42- Millora-Brown Q/	1	01:30	2	20:00	01:30	3-3	0	1	0	0	1	1.5000
0- Lawrence T/ 5- Manjon E/ 10- Stute M/ 12- Thomas T/ 21- Robbins L/	2	20:00	2	13:51	06:09	7-14	-7	2	0	3	1	0.6506
0- Lawrence T/ 4- Wright J/ 5- Manjon E/ 10- Stute M/ 21- Robbins L/	2	13:51	2	12:49	01:02	3-3	0	1	1	1	1	1.5000
0- Lawrence T/ 1- Smith C/ 4- Wright J/ 5- Manjon E/ 42- Millora-Brown Q/	2	12:49	2	08:54	03:55	8-8	0	3	0	1	3	1.1429
0- Lawrence T/ 1- Smith C/ 4- Wright J/ 12- Thomas T/ 42- Millora-Brown Q/	2	08:54	2	07:02	01:52	2-3	-1	2	0	0	0	1.0000
0- Lawrence T/ 1- Smith C/ 10- Stute M/ 12- Thomas T/ 21- Robbins L/	2	07:02	2	05:43	01:19	3-2	1	2	1	1	1	0.9036
1- Smith C/ 5- Manjon E/ 10- Stute M/ 12- Thomas T/ 21- Robbins L/	2	05:43	2	01:53	03:50	7-5	2	3	1	0	1	1.3158
0- Lawrence T/ 5- Manjon E/ 10- Stute M/ 12- Thomas T/ 21- Robbins L/	2	01:53	2	01:03	00:50	1-0	1	3	0	0	0	2.2727
0- Lawrence T/ 4- Wright J/ 5- Manjon E/ 10- Stute M/ 21- Robbins L/	2	01:03	2	00:00	01:03	5-3	2	1	1	0	0	1.8116



**Auburn at Vanderbilt**

02/18/23 Memorial Gymnasium, Nashville  
2022-23 Men's Basketball

**Game Time:** 7:30 PM  
**Game Duration:** 2:05  
**Attendance:** 14,030

**Officials:** Steven Anderson, Olandis Poole, Todd Austin

**Auburn**

Lineup	Time	Score	Score Diff	Pts/Min	Reb	Stl	Tov	Ass	PPP
1- Green Jr. W/ 2- Williams J/ 4- Broome J/ 12- Jasper Z/ 22- Flanigan A/	09:39	14-14	0	1.4508	8	1	2	3	1.1667
0- Johnson K/ 1- Green Jr. W/ 2- Williams J/ 4- Broome J/ 22- Flanigan A/	05:39	11-9	2	1.9469	6	0	0	2	1.3959
0- Johnson K/ 2- Williams J/ 3- Donaldson T/ 24- Berman L/ 44- Cardwell D/	04:34	8-11	-3	1.7518	3	0	1	2	1.1628
0- Johnson K/ 1- Green Jr. W/ 4- Broome J/ 5- Moore C/ 22- Flanigan A/	03:45	7-7	0	1.8667	5	3	2	1	0.8750
1- Green Jr. W/ 2- Williams J/ 4- Broome J/ 12- Jasper Z/ 24- Berman L/	02:27	2-5	-3	0.8163	1	1	2	0	0.4000
1- Green Jr. W/ 2- Williams J/ 12- Jasper Z/ 22- Flanigan A/ 44- Cardwell D/	02:12	4-5	-1	1.8182	2	0	0	0	1.0000
0- Johnson K/ 1- Green Jr. W/ 4- Broome J/ 5- Moore C/ 24- Berman L/	02:09	6-3	3	2.7907	4	0	1	1	1.2605
1- Green Jr. W/ 4- Broome J/ 5- Moore C/ 12- Jasper Z/ 24- Berman L/	01:55	2-3	-1	1.0435	0	0	0	0	1.0000
0- Johnson K/ 2- Williams J/ 3- Donaldson T/ 4- Broome J/ 24- Berman L/	01:52	3-2	1	1.6071	1	0	0	1	1.0000
0- Johnson K/ 2- Williams J/ 3- Donaldson T/ 22- Flanigan A/ 44- Cardwell D/	01:43	2-0	2	1.1650	2	0	0	1	0.6667
0- Johnson K/ 1- Green Jr. W/ 2- Williams J/ 22- Flanigan A/ 44- Cardwell D/	01:42	4-2	2	2.3529	1	1	0	1	0.8197
0- Johnson K/ 3- Donaldson T/ 4- Broome J/ 5- Moore C/ 22- Flanigan A/	01:33	2-0	2	1.2903	1	0	0	1	1.0000
0- Johnson K/ 1- Green Jr. W/ 2- Williams J/ 24- Berman L/ 44- Cardwell D/	00:39	0-4	-4	0.0000	0	0	0	0	0.0000
0- Johnson K/ 2- Williams J/ 12- Jasper Z/ 22- Flanigan A/ 44- Cardwell D/	00:11	0-2	-2	0.0000	1	0	1	0	0.0000



**Auburn at Vanderbilt**

02/18/23 Memorial Gymnasium, Nashville  
2022-23 Men's Basketball

**Game Time:** 7:30 PM  
**Game Duration:** 2:05  
**Attendance:** 14,030

**Officials:** Steven Anderson, Olandis Poole, Todd Austin

**Vanderbilt**

Lineup	Time	Score	Score Diff	Pts/Min	Reb	Stl	Tov	Ass	PPP
0- Lawrence T/ 5- Manjon E/ 10- Stute M/ 12- Thomas T/ 21- Robbins L/	13:33	13-20	-7	0.9594	14	1	3	2	0.6335
0- Lawrence T/ 1- Smith C/ 4- Wright J/ 5- Manjon E/ 42- Millora-Brown Q/	03:55	8-8	0	2.0426	3	0	1	3	1.1429
1- Smith C/ 5- Manjon E/ 10- Stute M/ 12- Thomas T/ 21- Robbins L/	03:50	7-5	2	1.8261	3	1	0	1	1.3158
0- Lawrence T/ 1- Smith C/ 4- Wright J/ 5- Manjon E/ 21- Robbins L/	03:36	9-4	5	2.5000	5	0	0	1	1.5957
0- Lawrence T/ 4- Wright J/ 5- Manjon E/ 10- Stute M/ 21- Robbins L/	03:10	10-10	0	3.1579	3	2	3	1	1.3089
0- Lawrence T/ 4- Wright J/ 5- Manjon E/ 10- Stute M/ 42- Millora-Brown Q/	03:00	2-2	0	0.6667	5	0	0	1	0.5000
0- Lawrence T/ 1- Smith C/ 4- Wright J/ 12- Thomas T/ 42- Millora-Brown Q/	01:52	2-3	-1	1.0714	2	0	0	0	1.0000
1- Smith C/ 3- Lewis P/ 4- Wright J/ 12- Thomas T/ 21- Robbins L/	01:36	0-6	-6	0.0000	2	0	2	0	0.0000
0- Lawrence T/ 4- Wright J/ 10- Stute M/ 12- Thomas T/ 42- Millora-Brown Q/	01:30	3-3	0	2.0000	1	0	0	1	1.5000
3- Lewis P/ 4- Wright J/ 10- Stute M/ 12- Thomas T/ 42- Millora-Brown Q/	01:21	3-2	1	2.2222	0	0	0	1	1.5000
0- Lawrence T/ 1- Smith C/ 10- Stute M/ 12- Thomas T/ 21- Robbins L/	01:19	3-2	1	2.2785	2	1	1	1	0.9036
4- Wright J/ 5- Manjon E/ 10- Stute M/ 12- Thomas T/ 42- Millora-Brown Q/	01:18	6-0	6	4.6154	1	1	0	2	3.0000
4- Wright J/ 5- Manjon E/ 10- Stute M/ 12- Thomas T/ 21- Robbins L/	00:00	1-0	1	∞	0	0	0	0	2.2727