



Officials: Pat Adams, Rob Rorke, Doug Sirmons

Alabama - 78

Record: 16-2 (6-0)

NO.	Name	Min	FG			3P			FT			Rebounds			Fouls		TP	AS	TO	ST	Blocks		+/-
			M-A	M-A	M-A	OR	DR	TOT	PF	FD	BS	BA											
15	Noah Clowney	F 28:49	1-6	0-4	5-6	2	6	8	5	4	7	0	2	0	1	0	13						
24	Brandon Miller	F 37:17	10-16	4-9	6-7	2	8	10	1	6	30	1	1	0	0	0	17						
14	Charles Bediako	C 24:53	3-9	0-1	0-0	4	3	7	3	2	6	0	2	0	1	1	21						
0	Jaden Bradley	G 30:44	6-9	0-0	0-0	0	3	3	3	2	12	3	4	1	2	0	16						
1	Mark Sears	G 25:39	1-5	1-5	0-0	0	4	4	2	2	3	3	2	1	0	0	16						
5	Jahvon Quinerly	15:08	1-4	0-1	0-0	0	2	2	2	1	2	1	1	0	0	0	-3						
3	Rylan Griffen	18:18	2-6	2-5	0-0	0	5	5	1	0	6	2	1	0	0	0	-11						
4	Noah Gurley	15:29	4-7	1-3	3-4	2	2	4	1	2	12	0	1	1	0	0	-4						
10	Dom Welch	02:43	0-2	0-2	0-0	0	0	0	0	0	0	0	0	0	0	0	-5						
23	Nick Pringle	01:00	0-0	0-0	0-0	0	0	0	1	0	0	0	0	0	0	0	0						
Team											1	3	4			0							
Totals			28-64	8-30	14-17	11	36	47	20	19	78	10	14	3	4	1	12						

Shooting By Period		
1st FG%	14-32	43.8%
3PT%	4-17	23.5%
FT%	4-6	66.7%
2nd FG%	14-32	43.8%
3PT%	4-13	30.8%
FT%	10-11	90.9%
GM FG%	28-64	43.8%
3PT%	8-30	26.7%
FT%	14-17	82.4%

Dead Ball Rebounds: 0, 0

Technical Fouls: Coach 2nd 7:27

Vanderbilt - 66

Record: 9-9 (2-3)

NO.	Name	Min	FG			3P			FT			Rebounds			Fouls		TP	AS	TO	ST	Blocks		+/-
			M-A	M-A	M-A	OR	DR	TOT	PF	FD	BS	BA											
1	Colin Smith	F 09:41	0-2	0-1	0-0	1	2	3	1	3	0	0	0	0	0	0	-8						
10	Myles Stute	F 27:15	1-6	1-5	0-0	0	4	4	3	1	3	0	0	2	0	0	-17						
42	Quentin Millora-Brown	F 12:36	1-1	0-0	0-0	1	1	2	5	0	2	0	1	0	0	0	-14						
0	Tyrin Lawrence	G 30:53	4-16	1-6	11-12	1	4	5	1	6	20	3	0	2	0	2	-22						
12	Trey Thomas	G 24:47	0-6	0-4	0-0	2	3	5	1	2	0	1	1	0	0	0	-22						
4	Jordan Wright	24:40	5-15	3-9	2-2	1	5	6	2	1	15	3	3	0	0	1	-6						
5	Ezra Manjon	21:59	5-10	0-1	1-2	0	2	2	1	2	11	0	0	1	0	0	14						
34	Lee Dort	16:23	2-3	0-0	1-2	2	3	5	3	4	5	1	1	0	1	0	1						
2	Noah Shelby	12:53	0-5	0-4	1-2	1	1	2	0	0	1	0	0	0	0	0	12						
20	Emmanuel Ansong	11:50	2-5	0-1	0-0	2	2	4	1	0	4	0	1	0	0	1	4						
23	Malik Dia	07:03	2-4	1-2	0-0	1	1	2	1	0	5	0	1	1	0	0	-2						
Team											3	0	3			0							
Totals			22-73	6-33	16-20	15	28	43	19	19	66	8	9	6	1	4	-12						

Shooting By Period		
1st FG%	10-39	25.6%
3PT%	4-19	21.1%
FT%	2-4	50%
2nd FG%	12-34	35.3%
3PT%	2-14	14.3%
FT%	14-16	87.5%
GM FG%	22-73	30.1%
3PT%	6-33	18.2%
FT%	16-20	80.0%

Dead Ball Rebounds: 4, 0

Technical Fouls: NONE

	Bama	Vandy
Biggest lead	23 (2 nd 12:44)	1 (1 st 8:06)
Best Scoring Run	12 (1 st 3:42)	9 (2 nd 10:16)
Lead Changes	2	
Times Tied	2	
Time with Lead	38:10	00:15

Points from	Bama	Vandy
Turnovers	7	12
Paint	40	26
Second Chance	8	6
Fast Breaks	11	9
Bench	20	41

	Period by Period Scoring		
	1st	2nd	TOT
Bama	36	42	78
Vandy	26	40	66



Alabama at Vanderbilt

01/17/23 Memorial Gymnasium, Nashville
2022-23 Men's Basketball

Game Time: 7:30 PM
Game Duration: 2:04
Attendance: 10,517

Officials: Pat Adams, Rob Rorke, Doug Sirmons

Period 1

Quarter Starters:

Vandy	0 Lawrence T	1 Smith C	10 Stute M	12 Thomas T	42 Millora-Brown Q
Bama	0 Bradley J	1 Sears M	14 Bediako C	15 Clowney N	24 Miller B

Game Time	Vandy	Score	Diff	Bama
20:00	42 MILLORA-BROWN Q jumpball won			14 BEDIAKO C jumpball lost
19:38	12 THOMAS T 2pt FG outside the paint, jump shot missed			
19:36				defensive rebound (1)
19:20				1 SEARS M turnover bad pass (1)
19:07	0 LAWRENCE T 2pt FG from turnover in the paint, layup blocked			
19:07				0 BRADLEY J block (1)
19:01	12 THOMAS T offensive rebound (1)			
19:00	1 SMITH C foul drawn (1)			1 SEARS M foul personal (1 - 1)
18:56	12 THOMAS T 3pt FG from turnover second chance, jump shot missed			
18:54				24 MILLER B defensive rebound (1)
18:29		0-2	-2	14 BEDIAKO C 2pt FG in the paint, driving layup made (2)
18:10	0 LAWRENCE T 2pt FG outside the paint, step back jump shot missed			
18:06				0 BRADLEY J defensive rebound (1)
18:05		0-4	-4	24 MILLER B 2pt FG fast break in the paint, dunk, made (2)
18:05				0 BRADLEY J assist (1)
17:29	turnover shot clock (1)			
17:17		0-6	-6	14 BEDIAKO C 2pt FG from turnover in the paint, dunk, made (4)
17:17				1 SEARS M assist (1)
17:06	12 THOMAS T foul drawn (1)			1 SEARS M foul personal (2 - 2)
17:06				1 SEARS M substitution out
17:06				5 QUINERLY J substitution in
16:54	0 LAWRENCE T 3pt FG , jump shot made (3)	3-6	-3	
16:33		3-9	-6	24 MILLER B 3pt FG , jump shot made (5)
16:15	0 LAWRENCE T 3pt FG , jump shot missed			
16:11				14 BEDIAKO C defensive rebound (1)
16:06	1 SMITH C foul drawn (2)			0 BRADLEY J foul offensive (1 - 3)
16:06				0 BRADLEY J turnover offensive (1)
16:06	1 SMITH C substitution out			
16:06	12 THOMAS T substitution out			
16:06	4 WRIGHT J substitution in			
16:06	5 MANJON E substitution in			
16:06				0 BRADLEY J substitution out
16:06				3 GRIFFEN R substitution in
15:55	5 MANJON E 2pt FG from turnover in the paint, driving layup missed			
15:52				15 CLOWNEY N defensive rebound (1)
15:42				14 BEDIAKO C 2pt FG in the paint, dunk, missed
15:39	10 STUTE M defensive rebound (1)			
15:34	0 LAWRENCE T 3pt FG , jump shot missed			
15:31	42 MILLORA-BROWN Q offensive rebound (1)			
15:25	4 WRIGHT J 3pt FG second chance, jump shot missed			



Alabama at Vanderbilt

01/17/23 Memorial Gymnasium, Nashville
2022-23 Men's Basketball

Game Time: 7:30 PM
Game Duration: 2:04
Attendance: 10,517

Officials: Pat Adams, Rob Rorke, Doug Sirmons

Game Time	Vandy	Score	Diff	Bama
15:22	4 WRIGHT J offensive rebound (1)			
15:08	0 LAWRENCE T 2pt FG second chance in the paint, jump shot missed			
15:07				defensive rebound (6)
15:07	Timeout media			
15:07	42 MILLORA-BROWN Q substitution out			
15:07	34 DORT L substitution in			
15:07				14 BEDIAKO C substitution out
15:07				4 GURLEY N substitution in
14:53		3-12	-9	3 GRIFFEN R 3pt FG , jump shot made (3)
14:53				5 QUINERLY J assist (1)
14:26	10 STUTE M 3pt FG , jump shot missed			
14:20				3 GRIFFEN R defensive rebound (1)
14:13	10 STUTE M foul shooting (1 - 1)			4 GURLEY N foul drawn (1)
14:13		3-13	-10	4 GURLEY N free throw 1 - 2 made (1)
14:13	0 LAWRENCE T substitution out			
14:13	2 SHELBY N substitution in			
14:13				4 GURLEY N free throw 2 - 2 missed
14:12	4 WRIGHT J defensive rebound (2)			
13:59	4 WRIGHT J 3pt FG , jump shot made (3)	6-13	-7	
13:51				15 CLOWNEY N 3pt FG , jump shot missed
13:49	4 WRIGHT J defensive rebound (3)			
13:39	34 DORT L foul drawn (1)			24 MILLER B foul personal (1 - 4)
13:39				24 MILLER B substitution out
13:39				10 WELCH D substitution in
13:28	34 DORT L 2pt FG in the paint, dunk, made (2)	8-13	-5	
13:28	4 WRIGHT J assist (1)			
13:15				3 GRIFFEN R 3pt FG , jump shot missed
13:13	34 DORT L defensive rebound (1)			
13:07	5 MANJON E foul drawn (1)			5 QUINERLY J foul personal (1 - 5)
13:07	10 STUTE M substitution out			
13:07	20 ANSONG E substitution in			
13:07				15 CLOWNEY N substitution out
13:07				14 BEDIAKO C substitution in
13:03	4 WRIGHT J 3pt FG , jump shot made (6)	11-13	-2	
13:03	34 DORT L assist (1)			
12:53				10 WELCH D 3pt FG , jump shot missed
12:51				14 BEDIAKO C offensive rebound (2)
12:49				14 BEDIAKO C 2pt FG second chance in the paint, jump shot blocked
12:49	34 DORT L block (1)			
12:45	5 MANJON E defensive rebound (1)			
12:42	2 SHELBY N 3pt FG , jump shot missed			
12:41				14 BEDIAKO C defensive rebound (3)
12:41	34 DORT L foul personal (1 - 2)			14 BEDIAKO C foul drawn (1)
12:28				5 QUINERLY J 2pt FG outside the paint, jump shot missed
12:26	34 DORT L defensive rebound (2)			
12:04	4 WRIGHT J 2pt FG in the paint, jump shot missed			
12:02				3 GRIFFEN R defensive rebound (2)
11:52		11-15	-4	4 GURLEY N 2pt FG in the paint, dunk, made (3)



Alabama at Vanderbilt

01/17/23 Memorial Gymnasium, Nashville
2022-23 Men's Basketball

Game Time: 7:30 PM
Game Duration: 2:04
Attendance: 10,517

Officials: Pat Adams, Rob Rorke, Doug Sirmons

Game Time	Vandy	Score	Diff	Bama
11:52				3 GRIFFEN R assist (1)
11:34	5 MANJON E 2pt FG outside the paint, jump shot made (2)	13-15	-2	
11:21				5 QUINERLY J 2pt FG outside the paint, pull up jump shot missed
11:17	2 SHELBY N defensive rebound (1)			
11:07	4 WRIGHT J turnover lost ball (1)			
10:59				10 WELCH D 3pt FG from turnover, jump shot missed
10:56				14 BEDIAKO C offensive rebound (4)
10:56	jump ball situation			
10:56	Timeout media			
10:56	4 WRIGHT J substitution out			
10:56	34 DORT L substitution out			
10:56	0 LAWRENCE T substitution in			
10:56	23 DIA M substitution in			
10:56				3 GRIFFEN R substitution out
10:56				4 GURLEY N substitution out
10:56				5 QUINERLY J substitution out
10:56				10 WELCH D substitution out
10:56				0 BRADLEY J substitution in
10:56				1 SEARS M substitution in
10:56				15 CLOWNEY N substitution in
10:56				24 MILLER B substitution in
10:54		13-17	-4	24 MILLER B 2pt FG second chance in the paint, driving layup made (7)
10:54				0 BRADLEY J assist (2)
10:39	2 SHELBY N 3pt FG , jump shot missed			
10:36				24 MILLER B defensive rebound (2)
10:31				24 MILLER B 3pt FG , jump shot missed
10:29				24 MILLER B offensive rebound (3)
10:26		13-19	-6	24 MILLER B 2pt FG second chance in the paint, layup made (9)
10:06	5 MANJON E 2pt FG in the paint, driving layup made (4)	15-19	-4	
09:55				14 BEDIAKO C turnover travel (1)
09:55				14 BEDIAKO C substitution out
09:55				3 GRIFFEN R substitution in
09:33	jump ball situation			
09:27	23 DIA M 2pt FG from turnover outside the paint, turnaround jump shot made (2)	17-19	-2	
09:17				1 SEARS M 3pt FG , jump shot missed
09:15	5 MANJON E defensive rebound (2)			
09:04	2 SHELBY N 3pt FG , jump shot missed			
08:59	20 ANSONG E offensive rebound (1)			
08:59	20 ANSONG E 2pt FG second chance in the paint, layup missed			
08:55	23 DIA M offensive rebound (1)			
08:55	23 DIA M 2pt FG second chance in the paint, layup missed			
08:52	20 ANSONG E offensive rebound (2)			
08:52	20 ANSONG E 2pt FG second chance in the paint, layup made (2)	19-19	0	
08:48		19-21	-2	0 BRADLEY J 2pt FG in the paint, layup made (2)
08:30	23 DIA M turnover lost ball (1)			1 SEARS M steal (1)
08:21				15 CLOWNEY N 3pt FG from turnover, jump shot missed



Alabama at Vanderbilt

01/17/23 Memorial Gymnasium, Nashville
2022-23 Men's Basketball

Game Time: 7:30 PM
Game Duration: 2:04
Attendance: 10,517

Officials: Pat Adams, Rob Rorke, Doug Sirmons

Game Time	Vandy	Score	Diff	Bama
08:18	20 ANSONG E defensive rebound (3)			
08:06	23 DIA M 3pt FG , jump shot made (5)	22-21	1	
08:06	0 LAWRENCE T assist (1)			
07:51	23 DIA M foul shooting (1 - 3)			15 CLOWNEY N foul drawn (1)
07:51	Timeout media			
07:51	2 SHELBY N substitution out			
07:51	5 MANJON E substitution out			
07:51	4 WRIGHT J substitution in			
07:51	12 THOMAS T substitution in			
07:51		22-22	0	15 CLOWNEY N free throw 1 - 2 made (1)
07:51		22-23	-1	15 CLOWNEY N free throw 2 - 2 made (2)
07:40	20 ANSONG E turnover bad pass (1)			
07:27				3 GRIFFEN R 3pt FG from turnover, jump shot missed
07:25	12 THOMAS T defensive rebound (2)			
07:07	12 THOMAS T 3pt FG , jump shot missed			
07:05				3 GRIFFEN R defensive rebound (3)
06:52		22-26	-4	24 MILLER B 3pt FG , jump shot made (12)
06:52				1 SEARS M assist (2)
06:33	20 ANSONG E 2pt FG in the paint, jump shot blocked			
06:33				0 BRADLEY J block (2)
06:29				24 MILLER B defensive rebound (4)
06:23				1 SEARS M 3pt FG , jump shot missed
06:21	20 ANSONG E defensive rebound (4)			
05:54	20 ANSONG E 3pt FG , jump shot missed			
05:53	offensive rebound (18)			
05:53	20 ANSONG E substitution out			
05:53	23 DIA M substitution out			
05:53	10 STUTE M substitution in			
05:53	42 MILLORA-BROWN Q substitution in			
05:53				3 GRIFFEN R substitution out
05:53				14 BEDIAKO C substitution in
05:49	4 WRIGHT J 3pt FG second chance, jump shot missed			
05:46				24 MILLER B defensive rebound (5)
05:39				14 BEDIAKO C 2pt FG in the paint, driving layup missed
05:35				15 CLOWNEY N offensive rebound (2)
05:35		22-28	-6	15 CLOWNEY N 2pt FG second chance in the paint, layup made (4)
05:20	10 STUTE M 3pt FG , jump shot missed			
05:18				15 CLOWNEY N defensive rebound (3)
05:12				24 MILLER B 3pt FG , jump shot missed
05:09	12 THOMAS T defensive rebound (3)			
04:56	0 LAWRENCE T 2pt FG in the paint, driving layup missed			
04:55				15 CLOWNEY N defensive rebound (4)
04:55	42 MILLORA-BROWN Q foul personal (1 - 4)			15 CLOWNEY N foul drawn (2)
04:43	4 WRIGHT J foul personal (1 - 5)			24 MILLER B foul drawn (1)
04:40		22-31	-9	1 SEARS M 3pt FG , jump shot made (3)
04:40				0 BRADLEY J assist (3)
04:11	12 THOMAS T 2pt FG outside the paint, jump shot missed			
04:08				defensive rebound (20)



Alabama at Vanderbilt

01/17/23 Memorial Gymnasium, Nashville
2022-23 Men's Basketball

Game Time: 7:30 PM
Game Duration: 2:04
Attendance: 10,517

Officials: Pat Adams, Rob Rorke, Doug Sirmons

Game Time	Vandy	Score	Diff	Bama
03:47	42 MILLORA-BROWN Q foul personal (2 - 6)			1 SEARS M foul drawn (1)
03:47	Timeout media			
03:47	12 THOMAS T substitution out			
03:47	42 MILLORA-BROWN Q substitution out			
03:47	5 MANJON E substitution in			
03:47	34 DORT L substitution in			
03:42		22-33	-11	14 BEDIAKO C 2pt FG in the paint, layup made (6)
03:24	34 DORT L 2pt FG in the paint, driving layup made (4)	24-33	-9	
03:24	4 WRIGHT J assist (2)			
03:12				15 CLOWNEY N 3pt FG , jump shot missed
03:09	0 LAWRENCE T defensive rebound (1)			
03:05	4 WRIGHT J turnover bad pass (2)			0 BRADLEY J steal (1)
03:01		24-35	-11	0 BRADLEY J 2pt FG fast break from turnover in the paint, driving layup made (4)
02:49	4 WRIGHT J 3pt FG , jump shot missed			
02:48	34 DORT L offensive rebound (3)			
02:48	34 DORT L foul drawn (2)			14 BEDIAKO C foul personal (1 - 6)
02:48	0 LAWRENCE T substitution out			
02:48	12 THOMAS T substitution in			
02:48				1 SEARS M substitution out
02:48				14 BEDIAKO C substitution out
02:48				5 QUINERLY J substitution in
02:48				23 PRINGLE N substitution in
02:37	4 WRIGHT J 2pt FG second chance in the paint, driving layup missed			
02:35	34 DORT L offensive rebound (4)			
02:35	34 DORT L foul drawn (3)			23 PRINGLE N foul shooting (1 - 7)
02:35	34 DORT L free throw 1 - 2 made (5)	25-35	-10	
02:35	34 DORT L free throw 2 - 2 missed			
02:31				24 MILLER B defensive rebound (6)
02:12	12 THOMAS T foul drawn (2)			15 CLOWNEY N foul offensive (1 - 8)
02:12				15 CLOWNEY N turnover offensive (1)
02:00	34 DORT L foul offensive (2 - 7)			5 QUINERLY J foul drawn (1)
02:00	34 DORT L turnover offensive (1)			
02:00	34 DORT L substitution out			
02:00	23 DIA M substitution in			
01:48	10 STUTE M foul shooting (2 - 8)			15 CLOWNEY N foul drawn (3)
01:48		25-36	-11	15 CLOWNEY N free throw 1 - 2 made (5)
01:48				23 PRINGLE N substitution out
01:48				4 GURLEY N substitution in
01:48				15 CLOWNEY N free throw 2 - 2 missed
01:46	12 THOMAS T defensive rebound (4)			
01:23	5 MANJON E 2pt FG in the paint, jump shot missed			
01:20				15 CLOWNEY N defensive rebound (5)
01:16				5 QUINERLY J 3pt FG , jump shot missed
01:14	23 DIA M defensive rebound (2)			
01:04	23 DIA M 3pt FG , jump shot missed			
01:00				15 CLOWNEY N defensive rebound (6)
00:58	10 STUTE M steal (1)			15 CLOWNEY N turnover lost ball (2)
00:54	5 MANJON E foul drawn (2)			0 BRADLEY J foul shooting (2 - 9)



Official Basketball Play by Play - First Half

Alabama at Vanderbilt

01/17/23 Memorial Gymnasium, Nashville
2022-23 Men's Basketball

Game Time: 7:30 PM
Game Duration: 2:04
Attendance: 10,517

Officials: Pat Adams, Rob Rorke, Doug Sirmons

Game Time	Vandy	Score	Diff	Bama
00:54	5 MANJON E free throw 1 - 2 missed			
00:54	offensive dead ball rebound (1)			
00:54	10 STUTE M substitution out			
00:54	1 SMITH C substitution in			
00:54				15 CLOWNEY N substitution out
00:54				3 GRIFFEN R substitution in
00:54	5 MANJON E free throw 2 - 2 made (5)	26-36	-10	
00:44	23 DIA M steal (1)			0 BRADLEY J turnover bad pass (2)
00:26	5 MANJON E 2pt FG from turnover in the paint, driving layup missed			
00:24				24 MILLER B defensive rebound (7)
00:20				Timeout 30 Sec
00:20				3 GRIFFEN R substitution out
00:20				1 SEARS M substitution in
00:20				Timeout 30 Sec
00:03				24 MILLER B 3pt FG , jump shot missed
00:03	1 SMITH C defensive rebound (1)			
00:01	5 MANJON E 3pt FG , jump shot missed			
00:00	offensive dead ball rebound (2)			
END OF PERIOD				
Vandy 26-36 Bama				



Alabama at Vanderbilt

01/17/23 Memorial Gymnasium, Nashville
2022-23 Men's Basketball

Game Time: 7:30 PM
Game Duration: 2:04
Attendance: 10,517

Officials: Pat Adams, Rob Rorke, Doug Sirmons

Alabama - 36

NO.	Name	Min	FG			Rebounds			Fouls		TP	AS	TO	ST	Blocks		+/-
			M-A	M-A	M-A	OR	DR	TOT	PF	FD					BS	BA	
15	Noah Clowney	F 16:54	1-4	0-3	3-4	1	5	6	1	3	5	0	2	0	0	0	14
24	Brandon Miller	F 17:17	5-8	2-5	0-0	1	6	7	1	1	12	0	0	0	0	0	15
14	Charles Bediako	C 11:10	3-6	0-0	0-0	2	2	4	1	1	6	0	1	0	0	1	12
0	Jaden Bradley	G 14:50	2-2	0-0	0-0	0	1	1	2	0	4	3	2	1	2	0	14
1	Mark Sears	G 11:23	1-3	1-3	0-0	0	0	0	2	1	3	2	1	1	0	0	15
5	Jahvon Quinerly	08:58	0-3	0-1	0-0	0	0	0	1	1	0	1	0	0	0	0	-5
3	Rylan Griffen	09:46	1-3	1-3	0-0	0	3	3	0	0	3	1	0	0	0	0	-5
4	Noah Gurley	05:59	1-1	0-0	1-2	0	0	0	0	1	3	0	0	0	0	0	-5
10	Dom Welch	02:43	0-2	0-2	0-0	0	0	0	0	0	0	0	0	0	0	0	-5
23	Nick Pringle	01:00	0-0	0-0	0-0	0	0	0	1	0	0	0	0	0	0	0	0
Team						0	3	3			0		0				
Totals			14-32	4-17	4-6	4	20	24	9	8	36	7	6	2	2	1	10

Shooting By Period		
1 st FG%	14-32	43.8%
3PT%	4-17	23.5%
FT%	4-6	66.7%
GM FG%	14-32	43.8%
3PT%	4-17	23.5%
FT%	4-6	66.7%

Dead Ball Rebounds: 0, 0

Technical Fouls::NONE

Vanderbilt - 26

NO.	Name	Min	FG			Rebounds			Fouls		TP	AS	TO	ST	Blocks		+/-
			M-A	M-A	M-A	OR	DR	TOT	PF	FD					BS	BA	
1	Colin Smith	F 04:49	0-0	0-0	0-0	0	1	1	0	2	0	0	0	0	0	0	-5
10	Myles Stute	F 11:51	0-2	0-2	0-0	0	1	1	2	0	0	0	0	1	0	0	-12
42	Quentin Millora-Brown	F 06:59	0-0	0-0	0-0	1	0	1	2	0	0	0	0	0	0	0	-11
0	Tyrin Lawrence	G 13:55	1-7	1-3	0-0	0	1	1	0	0	3	1	0	0	0	1	-19
12	Trey Thomas	G 10:46	0-4	0-2	0-0	1	3	4	0	2	0	0	0	0	0	0	-15
4	Jordan Wright	13:01	2-7	2-5	0-0	1	2	3	1	0	6	2	2	0	0	0	-7
5	Ezra Manjon	12:02	2-6	0-1	1-2	0	2	2	0	2	5	0	0	0	0	0	6
34	Lee Dort	05:58	2-2	0-0	1-2	2	2	4	2	3	5	1	1	0	1	0	3
2	Noah Shelby	06:22	0-3	0-3	0-0	0	1	1	0	0	0	0	0	0	0	0	11
20	Emmanuel Ansong	07:14	1-4	0-1	0-0	2	2	4	0	0	2	0	1	0	0	1	1
23	Malik Dia	07:03	2-4	1-2	0-0	1	1	2	1	0	5	0	1	1	0	0	-2
Team						1	0	1			0		1				
Totals			10-39	4-19	2-4	9	16	25	8	9	26	4	6	2	1	2	-10

Shooting By Period		
1 st FG%	10-39	25.6%
3PT%	4-19	21.1%
FT%	2-4	50%
GM FG%	10-39	25.6%
3PT%	4-19	21.1%
FT%	2-4	50.0%

Dead Ball Rebounds: 2, 0

Technical Fouls::NONE

	Bama	Vandy
Biggest lead	11 (1 st 3:42)	1 (1 st 8:06)
Best Scoring Run	12(1 st 3:42)	8(1 st 13:03)
Lead Changes	2	
Times Tied	2	
Time with Lead	18:10	00:15

Points from	Bama	Vandy
Turnovers	5	3
Paint	20	8
Second Chance	6	3
Fast Breaks	4	0
Bench	6	23

	Period by Period Scoring		
	1st	2nd	TOT
Bama	36	42	78
Vandy	26	40	66



Alabama at Vanderbilt

01/17/23 Memorial Gymnasium, Nashville
2022-23 Men's Basketball

Game Time: 7:30 PM
Game Duration: 2:04
Attendance: 10,517

Officials: Pat Adams, Rob Rorke, Doug Sirmons

Period 2

Quarter Starters:

Vandy	0 Lawrence T	1 Smith C	10 Stute M	12 Thomas T	42 Millora-Brown Q
Bama	0 Bradley J	1 Sears M	14 Bediako C	15 Clowney N	24 Miller B

Game Time	Vandy	Score	Diff	Bama
20:00	4 WRIGHT J substitution out			
20:00	5 MANJON E substitution out			
20:00	23 DIA M substitution out			
20:00	0 LAWRENCE T substitution in			
20:00	10 STUTE M substitution in			
20:00	42 MILLORA-BROWN Q substitution in			
20:00				4 GURLEY N substitution out
20:00				5 QUINERLY J substitution out
20:00				14 BEDIAKO C substitution in
20:00				15 CLOWNEY N substitution in
19:48	1 SMITH C foul personal (1 - 1)			0 BRADLEY J foul drawn (1)
19:36				14 BEDIAKO C 2pt FG in the paint, dunk, missed
19:34	10 STUTE M defensive rebound (2)			
19:29	10 STUTE M 3pt FG , jump shot missed			
19:26				0 BRADLEY J defensive rebound (2)
19:21		26-38	-12	0 BRADLEY J 2pt FG fast break in the paint, driving layup made (6)
18:54	42 MILLORA-BROWN Q 2pt FG in the paint, hook shot made (2)	28-38	-10	
18:54	0 LAWRENCE T assist (2)			
18:45				15 CLOWNEY N 3pt FG , jump shot missed
18:43	0 LAWRENCE T defensive rebound (2)			
18:33	0 LAWRENCE T 3pt FG , jump shot missed			
18:30				1 SEARS M defensive rebound (1)
18:12		28-41	-13	24 MILLER B 3pt FG , jump shot made (15)
18:12				1 SEARS M assist (3)
17:52	42 MILLORA-BROWN Q foul offensive (3 - 2)			0 BRADLEY J foul drawn (2)
17:52	42 MILLORA-BROWN Q turnover offensive (1)			
17:52	42 MILLORA-BROWN Q substitution out			
17:52	34 DORT L substitution in			
17:39	34 DORT L foul personal (3 - 3)			24 MILLER B foul drawn (2)
17:32		28-43	-15	0 BRADLEY J 2pt FG from turnover in the paint, driving layup made (8)
17:17	0 LAWRENCE T foul drawn (1)			14 BEDIAKO C foul shooting (2 - 1)
17:17	0 LAWRENCE T free throw 1 - 2 made (4)	29-43	-14	
17:17				0 BRADLEY J substitution out
17:17				5 QUINERLY J substitution in
17:17	0 LAWRENCE T free throw 2 - 2 made (5)	30-43	-13	
16:58				24 MILLER B 2pt FG outside the paint, jump shot missed
16:53				offensive rebound (27)
16:42				1 SEARS M 3pt FG second chance, jump shot missed
16:40	0 LAWRENCE T defensive rebound (3)			
16:33	10 STUTE M 2pt FG in the paint, driving layup missed			
16:27				5 QUINERLY J defensive rebound (1)
16:26				5 QUINERLY J turnover lost ball (1)



Alabama at Vanderbilt

01/17/23 Memorial Gymnasium, Nashville
2022-23 Men's Basketball

Game Time: 7:30 PM
Game Duration: 2:04
Attendance: 10,517

Officials: Pat Adams, Rob Rorke, Doug Sirmons

Game Time	Vandy	Score	Diff	Bama
16:10	12 THOMAS T turnover travel (1)			
15:59				1 SEARS M 3pt FG from turnover, jump shot missed
15:53				15 CLOWNEY N offensive rebound (7)
15:53				15 CLOWNEY N 2pt FG from turnover second chance in the paint, layup missed
15:52	1 SMITH C defensive rebound (2)			
15:39	0 LAWRENCE T 2pt FG in the paint, jump shot blocked			
15:39				14 BEDIAKO C block (1)
15:39	0 LAWRENCE T offensive rebound (4)			
15:33	1 SMITH C 3pt FG second chance, jump shot missed			
15:30	12 THOMAS T offensive rebound (5)			
15:29	12 THOMAS T 3pt FG second chance, jump shot missed			
15:28	1 SMITH C offensive rebound (3)			
15:28	1 SMITH C foul drawn (3)			15 CLOWNEY N foul personal (2 - 2)
15:28	Timeout media			
15:28				1 SEARS M substitution out
15:28				15 CLOWNEY N substitution out
15:28				0 BRADLEY J substitution in
15:28				4 GURLEY N substitution in
15:10	1 SMITH C 2pt FG second chance in the paint, driving layup missed			
15:09	offensive rebound (33)			
15:08	10 STUTE M foul drawn (1)			5 QUINERLY J foul personal (2 - 3)
15:08	1 SMITH C substitution out			
15:08	4 WRIGHT J substitution in			
15:02	10 STUTE M 3pt FG second chance, jump shot missed			
14:58				0 BRADLEY J defensive rebound (3)
14:52		30-45	-15	5 QUINERLY J 2pt FG in the paint, driving layup made (2)
14:19	34 DORT L 2pt FG outside the paint, turnaround jump shot missed			
14:16				5 QUINERLY J defensive rebound (2)
14:10		30-47	-17	24 MILLER B 2pt FG in the paint, driving layup made (17)
13:48	4 WRIGHT J turnover lost ball (3)			4 GURLEY N steal (1)
13:44	0 LAWRENCE T steal (1)			0 BRADLEY J turnover bad pass (3)
13:38	4 WRIGHT J 2pt FG from turnover in the paint, layup missed			
13:34				4 GURLEY N defensive rebound (1)
13:29		30-50	-20	4 GURLEY N 3pt FG , jump shot made (6)
13:29				24 MILLER B assist (1)
13:26	Timeout 30 Sec			
13:26	Timeout media			
13:26	10 STUTE M substitution out			
13:26	12 THOMAS T substitution out			
13:26	5 MANJON E substitution in			
13:26	20 ANSONG E substitution in			
13:26				14 BEDIAKO C substitution out
13:26				3 GRIFFEN R substitution in
12:55	0 LAWRENCE T 2pt FG in the paint, jump shot missed			
12:51				3 GRIFFEN R defensive rebound (4)
12:44		30-53	-23	24 MILLER B 3pt FG , jump shot made (20)
12:28	4 WRIGHT J 3pt FG , jump shot made (9)	33-53	-20	



Alabama at Vanderbilt

01/17/23 Memorial Gymnasium, Nashville
2022-23 Men's Basketball

Game Time: 7:30 PM
Game Duration: 2:04
Attendance: 10,517

Officials: Pat Adams, Rob Rorke, Doug Sirmons

Game Time	Vandy	Score	Diff	Bama
12:28	0 LAWRENCE T assist (3)			
12:12				3 GRIFFEN R 3pt FG , jump shot missed
12:09	4 WRIGHT J defensive rebound (4)			
11:53	0 LAWRENCE T 2pt FG in the paint, driving layup made (7)	35-53	-18	
11:35				4 GURLEY N 3pt FG , jump shot missed
11:33	4 WRIGHT J defensive rebound (5)			
11:28	0 LAWRENCE T 2pt FG fast break in the paint, driving layup made (9)	37-53	-16	
11:28	4 WRIGHT J assist (3)			
11:07				4 GURLEY N turnover lost ball (1)
11:07	Timeout media			
11:07				0 BRADLEY J substitution out
11:07				4 GURLEY N substitution out
11:07				5 QUINERLY J substitution out
11:07				1 SEARS M substitution in
11:07				14 BEDIAKO C substitution in
11:07				15 CLOWNEY N substitution in
10:48	0 LAWRENCE T 2pt FG from turnover in the paint, jump shot missed			
10:46				24 MILLER B defensive rebound (8)
10:29	20 ANSONG E foul personal (1 - 4)			1 SEARS M foul drawn (2)
10:29	0 LAWRENCE T substitution out			
10:29	2 SHELBY N substitution in			
10:22	5 MANJON E steal (1)			1 SEARS M turnover lost ball (2)
10:16	20 ANSONG E 2pt FG fast break from turnover in the paint, floating jump shot made (4)	39-53	-14	
09:56				3 GRIFFEN R 2pt FG in the paint, driving layup missed
09:54	34 DORT L defensive rebound (5)			
09:44	4 WRIGHT J 3pt FG , jump shot missed			
09:42				1 SEARS M defensive rebound (2)
09:36		39-56	-17	3 GRIFFEN R 3pt FG fast break, jump shot made (6)
09:12	2 SHELBY N 3pt FG , jump shot missed			
09:11	2 SHELBY N offensive rebound (2)			
09:05	4 WRIGHT J 3pt FG second chance, jump shot missed			
09:01				1 SEARS M defensive rebound (3)
08:50	20 ANSONG E substitution out			
08:50	10 STUTE M substitution in			
08:50				1 SEARS M substitution out
08:50				0 BRADLEY J substitution in
08:34				24 MILLER B 3pt FG , jump shot missed
08:31				14 BEDIAKO C offensive rebound (5)
08:31	34 DORT L foul drawn (4)			14 BEDIAKO C foul offensive (3 - 4)
08:31				14 BEDIAKO C turnover offensive (2)
08:16	5 MANJON E 2pt FG from turnover outside the paint, step back jump shot made (7)	41-56	-15	
07:57				0 BRADLEY J 2pt FG in the paint, driving layup missed
07:53				14 BEDIAKO C offensive rebound (6)
07:53				14 BEDIAKO C 2pt FG second chance in the paint, layup missed
07:51	10 STUTE M defensive rebound (3)			



Alabama at Vanderbilt

01/17/23 Memorial Gymnasium, Nashville
2022-23 Men's Basketball

Game Time: 7:30 PM
Game Duration: 2:04
Attendance: 10,517

Officials: Pat Adams, Rob Rorke, Doug Sirmons

Game Time	Vandy	Score	Diff	Bama
07:44	5 MANJON E 2pt FG outside the paint, step back jump shot missed			
07:39				24 MILLER B defensive rebound (9)
07:34				3 GRIFFEN R turnover bad pass (1)
07:27	Timeout media			
07:27				foul coach class A technical (5)
07:27	4 WRIGHT J substitution out			
07:27	5 MANJON E substitution out			
07:27	34 DORT L substitution out			
07:27	0 LAWRENCE T substitution in			
07:27	12 THOMAS T substitution in			
07:27	42 MILLORA-BROWN Q substitution in			
07:27				3 GRIFFEN R substitution out
07:27				1 SEARS M substitution in
07:27	2 SHELBY N free throw 1 - 2 made (1)	42-56	-14	
07:27	2 SHELBY N free throw 2 - 2 missed			
07:27	offensive dead ball rebound (3)			
07:18	0 LAWRENCE T foul drawn (2)			0 BRADLEY J foul shooting (3 - 6)
07:18	0 LAWRENCE T free throw 1 - 2 missed			
07:18	offensive dead ball rebound (4)			
07:18	0 LAWRENCE T free throw 2 - 2 made (10)	43-56	-13	
06:52		43-58	-15	24 MILLER B 2pt FG in the paint, pull up jump shot made (22)
06:35	0 LAWRENCE T 2pt FG in the paint, pull up jump shot made (12)	45-58	-13	
06:10		45-60	-15	24 MILLER B 2pt FG in the paint, driving layup made (24)
05:50	0 LAWRENCE T 3pt FG , jump shot missed			
05:48				15 CLOWNEY N defensive rebound (8)
05:41				24 MILLER B 3pt FG , jump shot missed
05:38	0 LAWRENCE T defensive rebound (5)			
05:38	0 LAWRENCE T foul drawn (3)			15 CLOWNEY N foul personal (3 - 7)
05:38	0 LAWRENCE T 1&1 free throw 1 made (13)	46-60	-14	
05:38	0 LAWRENCE T 1&1 free throw 2 made (14)	47-60	-13	
05:23	42 MILLORA-BROWN Q foul shooting (4 - 5)			15 CLOWNEY N foul drawn (4)
05:23		47-61	-14	15 CLOWNEY N free throw 1 - 2 made (6)
05:23		47-62	-15	15 CLOWNEY N free throw 2 - 2 made (7)
05:09	0 LAWRENCE T foul drawn (4)			15 CLOWNEY N foul personal (4 - 8)
05:09	0 LAWRENCE T 1&1 free throw 1 made (15)	48-62	-14	
05:09				15 CLOWNEY N substitution out
05:09				4 GURLEY N substitution in
05:09	0 LAWRENCE T 1&1 free throw 2 made (16)	49-62	-13	
04:53				0 BRADLEY J 2pt FG in the paint, driving layup missed
04:48	42 MILLORA-BROWN Q defensive rebound (2)			
04:37	12 THOMAS T 3pt FG , jump shot missed			
04:35				1 SEARS M defensive rebound (4)
04:22				14 BEDIAKO C 3pt FG , jump shot missed
04:20				4 GURLEY N offensive rebound (2)
04:15		49-64	-15	4 GURLEY N 2pt FG second chance in the paint, turnaround jump shot made (8)
03:59	2 SHELBY N 2pt FG outside the paint, floating jump shot missed			
03:58				14 BEDIAKO C defensive rebound (7)



Alabama at Vanderbilt

01/17/23 Memorial Gymnasium, Nashville
2022-23 Men's Basketball

Game Time: 7:30 PM
Game Duration: 2:04
Attendance: 10,517

Officials: Pat Adams, Rob Rorke, Doug Sirmons

Game Time	Vandy	Score	Diff	Bama
03:58	42 MILLORA-BROWN Q foul personal (5 - 6)			14 BEDIAKO C foul drawn (2)
03:58	Timeout media			
03:58	2 SHELBY N substitution out			
03:58	42 MILLORA-BROWN Q substitution out			
03:58	4 WRIGHT J substitution in			
03:58	5 MANJON E substitution in			
03:58				14 BEDIAKO C substitution out
03:58				15 CLOWNEY N substitution in
03:29		49-66	-17	0 BRADLEY J 2pt FG in the paint, jump shot made (10)
03:15	5 MANJON E 2pt FG in the paint, layup made (9)	51-66	-15	
03:06	12 THOMAS T foul personal (1 - 7)			24 MILLER B foul drawn (3)
03:06				24 MILLER B 1&1 free throw 1 missed
03:03	4 WRIGHT J defensive rebound (6)			
02:59	4 WRIGHT J 2pt FG in the paint, driving layup blocked			
02:59				15 CLOWNEY N block (1)
02:56	offensive rebound (42)			
02:54	4 WRIGHT J 2pt FG second chance in the paint, driving layup made (11)	53-66	-13	
02:40	10 STUTE M steal (2)			0 BRADLEY J turnover bad pass (4)
02:33	0 LAWRENCE T foul drawn (5)			15 CLOWNEY N foul personal (5 - 9)
02:33				15 CLOWNEY N substitution out
02:33				3 GRIFFEN R substitution in
02:33	0 LAWRENCE T 1&1 free throw 1 made (17)	54-66	-12	
02:33	0 LAWRENCE T 1&1 free throw 2 made (18)	55-66	-11	
02:22				4 GURLEY N 3pt FG , jump shot missed
02:19				24 MILLER B offensive rebound (10)
02:18	jump ball situation			
02:18	0 LAWRENCE T steal (2)			24 MILLER B turnover lost ball (1)
02:04	4 WRIGHT J foul drawn (1)			4 GURLEY N foul shooting (1 - 10)
02:04	4 WRIGHT J free throw 1 - 2 made (12)	56-66	-10	
02:04	4 WRIGHT J free throw 2 - 2 made (13)	57-66	-9	
01:33		57-68	-11	0 BRADLEY J 2pt FG in the paint, jump shot made (12)
01:27	10 STUTE M 3pt FG fast break, jump shot made (3)	60-68	-8	
01:27	12 THOMAS T assist (1)			
01:12				Timeout 30 Sec
00:53				0 BRADLEY J 2pt FG in the paint, driving layup missed
00:48				4 GURLEY N offensive rebound (3)
00:48				4 GURLEY N 2pt FG second chance in the paint, layup missed
00:48	10 STUTE M defensive rebound (4)			
00:43	4 WRIGHT J 2pt FG in the paint, driving layup made (15)	62-68	-6	
00:41	4 WRIGHT J foul personal (2 - 8)			24 MILLER B foul drawn (4)
00:41		62-69	-7	24 MILLER B 1&1 free throw 1 made (25)
00:41		62-70	-8	24 MILLER B 1&1 free throw 2 made (26)
00:38	Timeout 30 Sec			
00:36	4 WRIGHT J 3pt FG , turnaround jump shot missed			
00:35				4 GURLEY N defensive rebound (4)
00:35	10 STUTE M foul personal (3 - 9)			4 GURLEY N foul drawn (2)
00:35		62-71	-9	4 GURLEY N 1&1 free throw 1 made (9)
00:35		62-72	-10	4 GURLEY N 1&1 free throw 2 made (10)



Alabama at Vanderbilt

01/17/23 Memorial Gymnasium, Nashville
2022-23 Men's Basketball

Game Time: 7:30 PM
Game Duration: 2:04
Attendance: 10,517

Officials: Pat Adams, Rob Rorke, Doug Sirmons

Game Time	Vandy	Score	Diff	Bama
00:26	0 LAWRENCE T foul drawn (6)			3 GRIFFEN R foul shooting (1 - 11)
00:26	0 LAWRENCE T free throw 1 - 2 made (19)	63-72	-9	
00:26	0 LAWRENCE T free throw 2 - 2 made (20)	64-72	-8	
00:26	0 LAWRENCE T foul personal (1 - 10)			24 MILLER B foul drawn (5)
00:26		64-73	-9	24 MILLER B free throw 1 - 2 made (27)
00:26		64-74	-10	24 MILLER B free throw 2 - 2 made (28)
00:20	5 MANJON E 2pt FG in the paint, driving layup made (11)	66-74	-8	
00:17	5 MANJON E foul personal (1 - 11)			24 MILLER B foul drawn (6)
00:17		66-75	-9	24 MILLER B free throw 1 - 2 made (29)
00:17		66-76	-10	24 MILLER B free throw 2 - 2 made (30)
00:11	0 LAWRENCE T 3pt FG , jump shot missed			
00:09				3 GRIFFEN R defensive rebound (5)
00:05		66-78	-12	4 GURLEY N 2pt FG fast break in the paint, dunk, made (12)
00:05				3 GRIFFEN R assist (2)
END OF GAME				
Vandy 66-78 Bama				



Alabama at Vanderbilt

01/17/23 Memorial Gymnasium, Nashville
2022-23 Men's Basketball

Game Time: 7:30 PM
Game Duration: 2:04
Attendance: 10,517

Officials: Pat Adams, Rob Rorke, Doug Sirmons

Alabama - 42

NO.	Name	F	Min	FG	3P	FT	Rebounds			Fouls		TP	AS	TO	ST	Blocks		+/-
				M-A	M-A	M-A	OR	DR	TOT	PF	FD					BS	BA	
15	Noah Clowney	F	11:55	0-2	0-1	2-2	1	1	2	4	1	2	0	0	0	1	0	-1
24	Brandon Miller	F	20:00	5-8	2-4	6-7	1	2	3	0	5	18	1	1	0	0	0	2
14	Charles Bediako	C	13:43	0-3	0-1	0-0	2	1	3	2	1	0	0	1	0	1	0	9
0	Jaden Bradley	G	15:54	4-7	0-0	0-0	0	2	2	1	2	8	0	2	0	0	0	2
1	Mark Sears	G	14:16	0-2	0-2	0-0	0	4	4	0	1	0	1	1	0	0	0	1
5	Jahvon Quinerly		06:10	1-1	0-0	0-0	0	2	2	1	0	2	0	1	0	0	0	2
4	Noah Gurley		09:30	3-6	1-3	2-2	2	2	4	1	1	9	0	1	1	0	0	1
3	Rylan Griffen		08:32	1-3	1-2	0-0	0	2	2	1	0	3	1	1	0	0	0	-6
Team							1	0	1			0		0				
Totals				14-32	4-13	10-11	7	16	23	11	11	42	3	8	1	2	0	2

Shooting By Period		
2 nd FG%	14-32	43.8%
3PT%	4-13	30.8%
FT%	10-11	90.9%
GM FG%	14-32	43.8%
3PT%	4-13	30.8%
FT%	10-11	90.9%

Dead Ball Rebounds: 0, 0

Technical Fouls: Coach 2nd 7:27

Vanderbilt - 40

NO.	Name	F	Min	FG	3P	FT	Rebounds			Fouls		TP	AS	TO	ST	Blocks		+/-
				M-A	M-A	M-A	OR	DR	TOT	PF	FD					BS	BA	
1	Colin Smith	F	04:52	0-2	0-1	0-0	1	1	2	1	1	0	0	0	0	0	0	-3
10	Myles Stute	F	15:24	1-4	1-3	0-0	0	3	3	1	1	3	0	0	1	0	0	-5
42	Quentin Millora-Brown	F	05:37	1-1	0-0	0-0	0	1	1	3	0	2	0	1	0	0	0	-3
0	Tyrin Lawrence	G	16:58	3-9	0-3	11-12	1	3	4	1	6	17	2	0	2	0	1	-3
12	Trey Thomas	G	14:01	0-2	0-2	0-0	1	0	1	1	0	0	1	1	0	0	0	-7
23	Malik Dia		00:00	0-0	0-0	0-0	0	0	0	0	0	0	0	0	0	0	0	0
34	Lee Dort		10:25	0-1	0-0	0-0	0	1	1	1	1	0	0	0	0	0	0	-2
4	Jordan Wright		11:39	3-8	1-4	2-2	0	3	3	1	1	9	1	1	0	0	1	1
5	Ezra Manjon		09:57	3-4	0-0	0-0	0	0	0	1	0	6	0	0	1	0	0	8
20	Emmanuel Ansong		04:36	1-1	0-0	0-0	0	0	0	1	0	2	0	0	0	0	0	3
2	Noah Shelby		06:31	0-2	0-1	1-2	1	0	1	0	0	1	0	0	0	0	0	1
Team							2	0	2			0		0				
Totals				12-34	2-14	14-16	6	12	18	11	10	40	4	3	4	0	2	-2

Shooting By Period		
2 nd FG%	12-34	35.3%
3PT%	2-14	14.3%
FT%	14-16	87.5%
GM FG%	12-34	35.3%
3PT%	2-14	14.3%
FT%	14-16	87.5%

Dead Ball Rebounds: 2, 0

Technical Fouls: NONE

	Bama	Vandy
Biggest lead	23 (2 nd 12:44)	0 (1 st 20:00)
Best Scoring Run	10 (2 nd 12:44)	9 (2 nd 10:16)
Lead Changes	0	
Times Tied	0	
Time with Lead	19:36	00:00

	Bama	Vandy
Points from		
Turnovers	2	9
Paint	20	18
Second Chance	2	3
Fast Breaks	7	9
Bench	14	18

	Period by Period Scoring		
	1st	2nd	TOT
Bama	36	42	78
Vandy	26	40	66



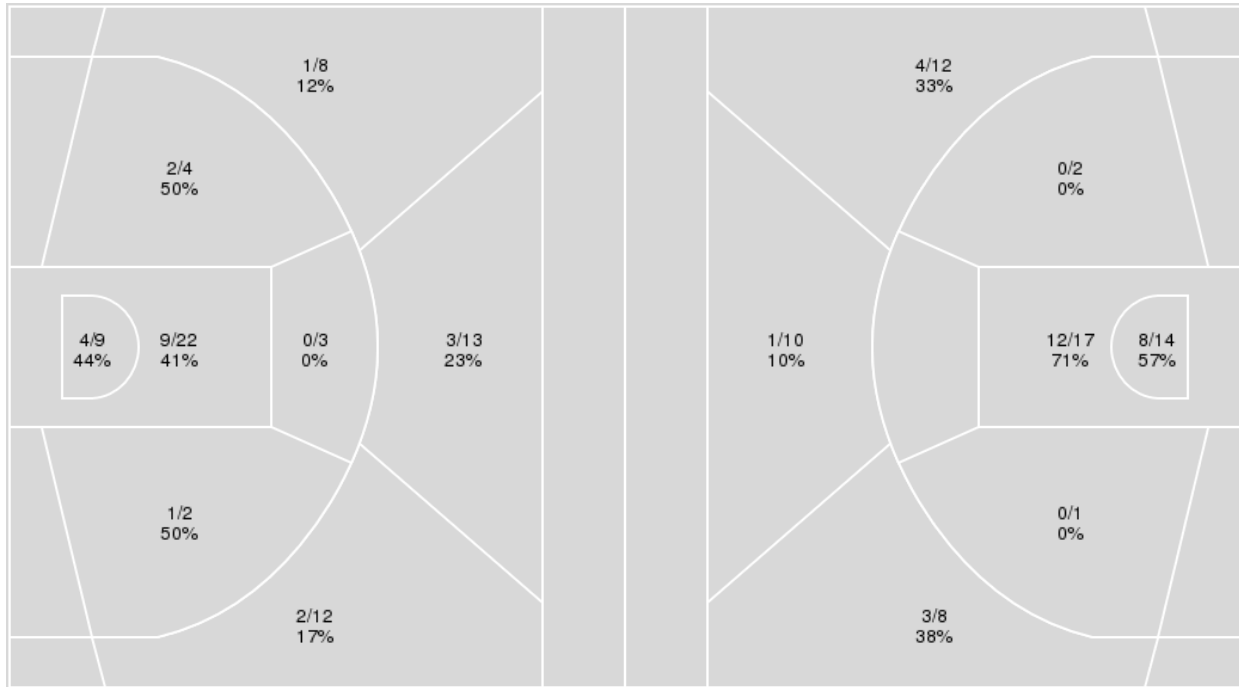
Officials: Pat Adams, Rob Rorke, Doug Sirmons

{ Players => All; } FG Types => All; Results => All;

{ Players => 0, 1, 2, 3, 4, 5, 10, 12, 14, 15, 23, 24, 25, 30, 31, 32, 34; }
 FG Types => All; Results => All;

Vanderbilt

Alabama



Vanderbilt	M/A	%
Field Goals	22/73	30
2 Points	16/40	40
3 Points	6/33	18
Free Throws	16/20	80

Alabama	M/A	%
Field Goals	28/64	44
2 Points	20/34	59
3 Points	8/30	27
Free Throws	14/17	82



Alabama at Vanderbilt

01/17/23 Memorial Gymnasium, Nashville
2022-23 Men's Basketball

Game Time: 7:30 PM
Game Duration: 2:04
Attendance: 10,517

Officials: Pat Adams, Rob Rorke, Doug Sirmons

Alabama

No	Name	Mins		Score		Points Diff		Points per Min		Assists		Rebounds		Steals		Turnovers	
		On	Off	On	Off	On	Off	On	Off	On	Off	On	Off	On	Off	On	Off
0	Jaden Bradley	30:44	09:16	69 - 53	9 - 13	16	-4	2.25	0.97	8	2	34	13	3	0	12	2
1	Mark Sears	25:39	14:21	58 - 42	20 - 24	16	-4	2.26	1.39	7	3	28	19	2	1	6	8
3	Rylan Griffen	18:18	21:42	31 - 42	47 - 24	-11	23	1.69	2.17	4	6	21	26	1	2	6	8
4	Noah Gurley	15:29	24:31	32 - 36	46 - 30	-4	16	2.07	1.88	4	6	19	28	1	2	6	8
5	Jahvon Quinerly	15:08	24:52	20 - 23	58 - 43	-3	15	1.32	2.33	3	7	19	28	1	2	7	7
10	Dom Welch	02:43	37:17	2 - 7	76 - 59	-5	17	0.74	2.04	1	9	4	43	0	3	0	14
14	Charles Bediako	24:53	15:07	49 - 28	29 - 38	21	-9	1.97	1.92	7	3	35	12	2	1	8	6
15	Noah Clowney	28:49	11:11	52 - 39	26 - 27	13	-1	1.80	2.32	7	3	31	16	2	1	10	4
23	Nick Pringle	01:00	39:00	1 - 1	77 - 65	0	12	1.00	1.97	0	10	1	46	0	3	1	13
24	Brandon Miller	37:17	02:43	76 - 59	2 - 7	17	-5	2.04	0.74	9	1	43	4	3	0	14	0

Vanderbilt

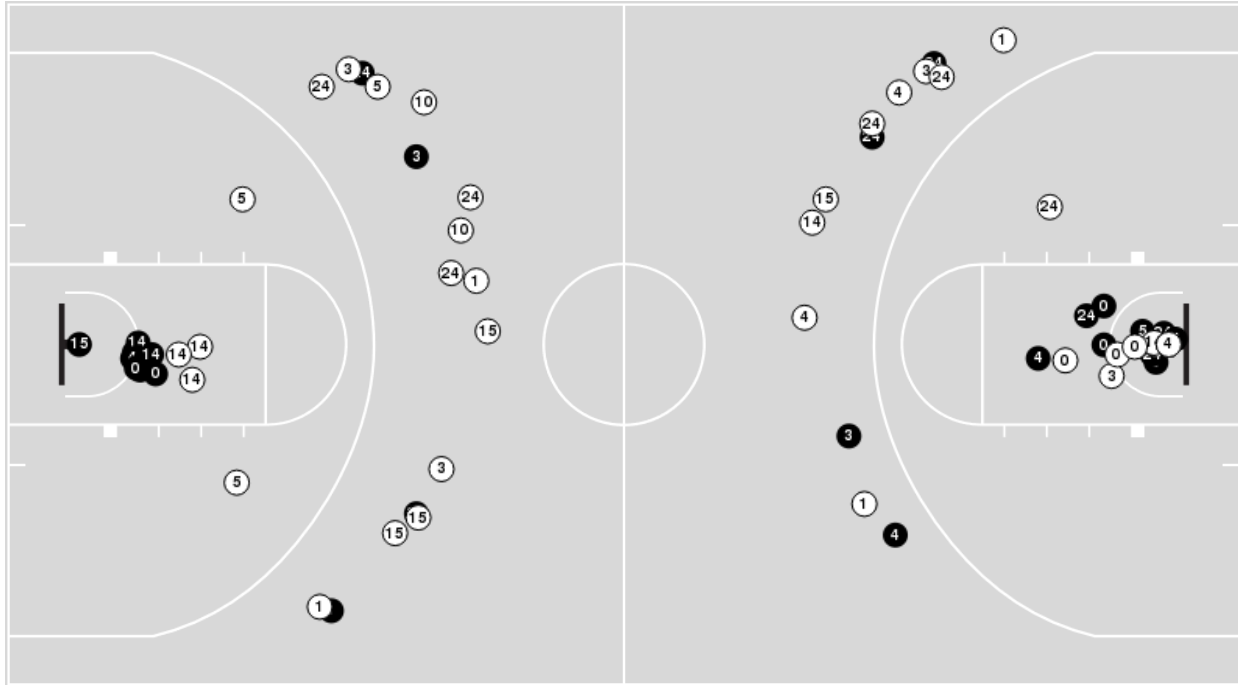
No	Name	Mins		Score		Points Diff		Points per Min		Assists		Rebounds		Steals		Turnovers	
		On	Off	On	Off	On	Off	On	Off	On	Off	On	Off	On	Off	On	Off
0	Tyrin Lawrence	30:53	09:07	50 - 72	16 - 6	-22	10	1.62	1.76	6	2	30	13	3	3	7	2
1	Colin Smith	09:41	30:19	8 - 16	58 - 62	-8	-4	0.83	1.91	1	7	10	33	1	5	3	6
2	Noah Shelby	12:53	27:07	31 - 19	35 - 59	12	-24	2.41	1.29	3	5	16	27	1	5	2	7
4	Jordan Wright	24:40	15:20	42 - 48	24 - 30	-6	-6	1.70	1.57	6	2	27	16	6	0	5	4
5	Ezra Manjon	21:59	18:01	51 - 37	15 - 41	14	-26	2.32	0.83	7	1	28	15	5	1	4	5
10	Myles Stute	27:15	12:45	42 - 59	24 - 19	-17	5	1.54	1.88	4	4	27	16	4	2	6	3
12	Trey Thomas	24:47	15:13	34 - 56	32 - 22	-22	10	1.37	2.10	2	6	22	21	5	1	6	3
20	Emmanuel Ansong	11:50	28:10	23 - 19	43 - 59	4	-16	1.94	1.53	4	4	15	28	1	5	3	6
23	Malik Dia	07:03	32:57	10 - 12	56 - 66	-2	-10	1.42	1.70	1	7	11	32	2	4	2	7
34	Lee Dort	16:23	23:37	26 - 25	40 - 53	1	-13	1.59	1.69	5	3	20	23	2	4	5	4
42	Quentin Millora-Brown	12:36	27:24	13 - 27	53 - 51	-14	2	1.03	1.93	1	7	9	34	0	6	2	7



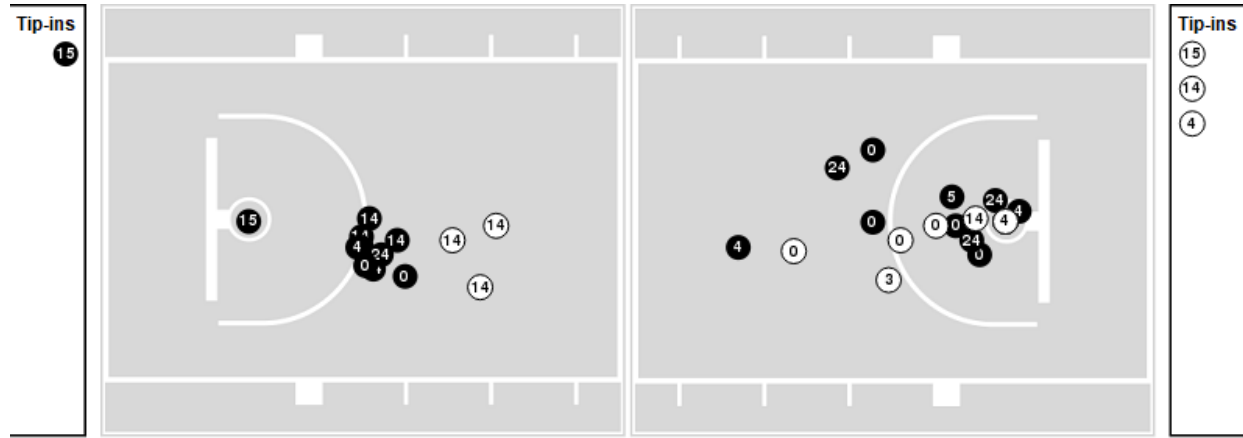
Players => 0, 1, 2, 3, 4, 5, 10, 12, 14, 15, 23, 24, 25, 30, 31, 32, 34 FG Types=>All Results=>All

Alabama

All Field Goals



Blow Up Chart



● Made ○ Missed N - Player Number

Alabama	M/A	%
Field Goals	28/64	44
2 Points	20/34	59
3 Points	8/30	27
Free Throws	14/17	82

Alabama	M/A	%
Points in the Paint	40 (20 / 31)	65
Fast Break Points	11 (5/5)	100
Second Chance Points	8 (4/9)	44
Effective FG%	50	

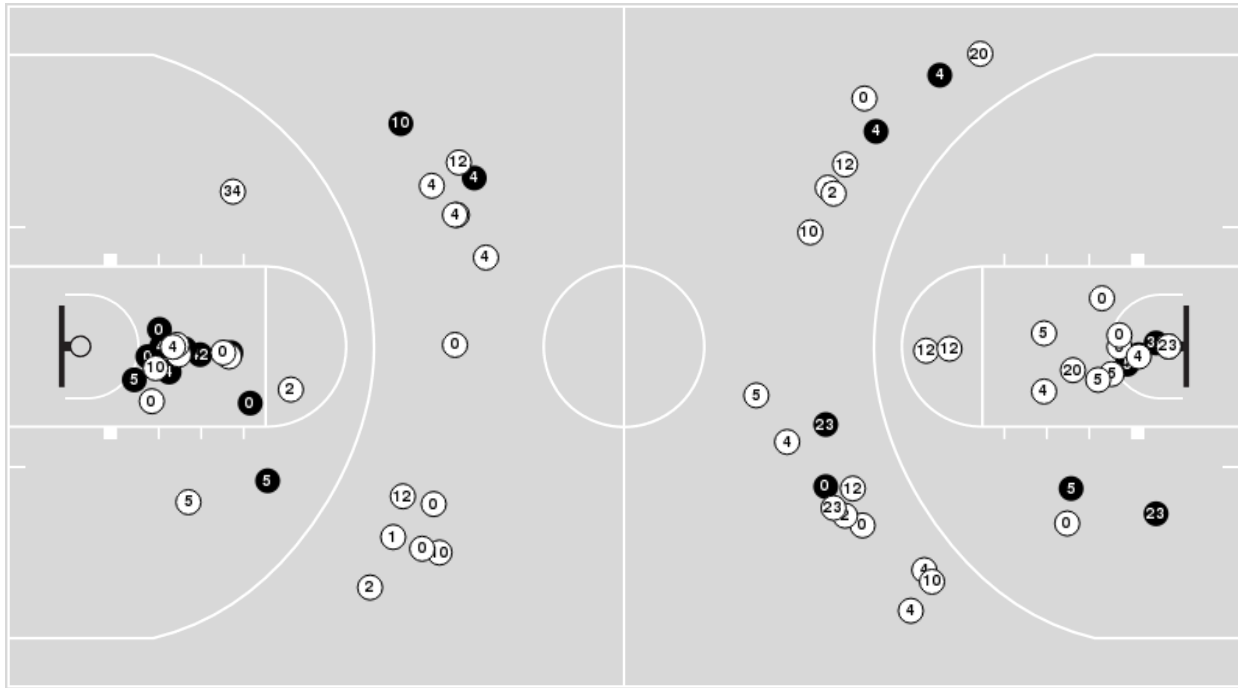


Officials: Pat Adams, Rob Rorke, Doug Sirmons

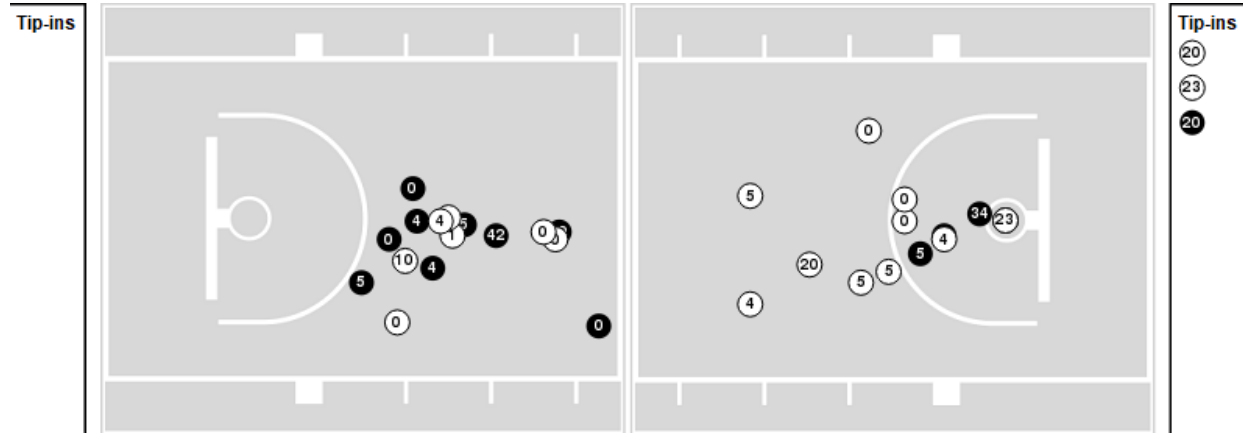
Players => AllFG Types=>AllResults=>All

Vanderbilt

All Field Goals



Blow Up Chart



● Made ○ Missed N - Player Number

Vanderbilt	M/A	%
Field Goals	22/73	30
2 Points	16/40	40
3 Points	6/33	18
Free Throws	16/20	80

Vanderbilt	M/A	%
Points in the Paint	26 (13 / 31)	42
Fast Break Points	9 (5/5)	100
Second Chance Points	6 (4/18)	22
Effective FG%	34	



Alabama at Vanderbilt

01/17/23 Memorial Gymnasium, Nashville
2022-23 Men's Basketball

Game Time: 7:30 PM
Game Duration: 2:04
Attendance: 10,517

Officials: Pat Adams, Rob Rorke, Doug Sirmons

Alabama

Lineup	Quarter On	Time On	Quarter Off	Time Off	Time on Court	Score	Score Diff	Reb	Stl	Tov	Ass	PPP
0- Bradley J/ 1- Sears M/ 14- Bediako C/ 15- Clowney N/ 24- Miller B/	1	20:00	1	17:06	02:54	6-0	6	3	0	1	2	1.5000
0- Bradley J/ 5- Quinerly J/ 14- Bediako C/ 15- Clowney N/ 24- Miller B/	1	17:06	1	16:06	01:00	3-3	0	1	0	1	0	1.5000
3- Griffen R/ 5- Quinerly J/ 14- Bediako C/ 15- Clowney N/ 24- Miller B/	1	16:06	1	15:07	00:59	0-0	0	2	0	0	0	0.0000
3- Griffen R/ 4- Gurley N/ 5- Quinerly J/ 15- Clowney N/ 24- Miller B/	1	15:07	1	13:39	01:28	4-3	1	1	0	0	1	1.3889
3- Griffen R/ 4- Gurley N/ 5- Quinerly J/ 10- Welch D/ 15- Clowney N/	1	13:39	1	13:07	00:32	0-2	-2	0	0	0	0	0.0000
3- Griffen R/ 4- Gurley N/ 5- Quinerly J/ 10- Welch D/ 14- Bediako C/	1	13:07	1	10:56	02:11	2-5	-3	4	0	0	1	0.5000
0- Bradley J/ 1- Sears M/ 14- Bediako C/ 15- Clowney N/ 24- Miller B/	1	10:56	1	09:55	01:01	4-2	2	2	0	1	1	1.3333
0- Bradley J/ 1- Sears M/ 3- Griffen R/ 15- Clowney N/ 24- Miller B/	1	09:55	1	05:53	04:02	7-7	0	2	1	0	1	1.0174
0- Bradley J/ 1- Sears M/ 14- Bediako C/ 15- Clowney N/ 24- Miller B/	1	05:53	1	02:48	03:05	9-2	7	5	1	0	1	1.5000
0- Bradley J/ 5- Quinerly J/ 15- Clowney N/ 23- Pringle N/ 24- Miller B/	1	02:48	1	01:48	01:00	1-1	0	1	0	1	0	0.6944
0- Bradley J/ 4- Gurley N/ 5- Quinerly J/ 15- Clowney N/ 24- Miller B/	1	01:48	1	00:54	00:53	0-0	0	2	0	1	0	0.0000
0- Bradley J/ 3- Griffen R/ 4- Gurley N/ 5- Quinerly J/ 24- Miller B/	1	00:54	1	00:20	00:34	0-1	-1	1	0	1	0	0.0000
0- Bradley J/ 1- Sears M/ 4- Gurley N/ 5- Quinerly J/ 24- Miller B/	1	00:20	2	20:00	00:21	0-0	0	0	0	0	0	0.0000
0- Bradley J/ 1- Sears M/ 14- Bediako C/ 15- Clowney N/ 24- Miller B/	2	20:00	2	17:17	02:43	7-3	4	2	0	0	1	1.4000
1- Sears M/ 5- Quinerly J/ 14- Bediako C/ 15- Clowney N/ 24- Miller B/	2	17:17	2	15:28	01:49	0-1	-1	3	0	1	0	0.0000
0- Bradley J/ 4- Gurley N/ 5- Quinerly J/ 14- Bediako C/ 24- Miller B/	2	15:28	2	13:26	02:02	7-0	7	3	1	1	1	1.7500
0- Bradley J/ 3- Griffen R/ 4- Gurley N/ 5- Quinerly J/ 24- Miller B/	2	13:26	2	11:07	02:19	3-7	-4	1	0	1	0	0.7500
1- Sears M/ 3- Griffen R/ 14- Bediako C/ 15- Clowney N/ 24- Miller B/	2	11:07	2	08:50	02:17	3-2	1	3	0	1	0	1.0000
0- Bradley J/ 3- Griffen R/ 14- Bediako C/ 15- Clowney N/ 24- Miller B/	2	08:50	2	07:27	01:23	0-2	-2	3	0	2	0	0.0000
0- Bradley J/ 1- Sears M/ 14- Bediako C/ 15- Clowney N/ 24- Miller B/	2	07:27	2	05:09	02:18	6-7	-1	1	0	0	0	1.5464
0- Bradley J/ 1- Sears M/ 4- Gurley N/ 14- Bediako C/ 24- Miller B/	2	05:09	2	03:58	01:11	2-1	1	3	0	0	0	1.0000
0- Bradley J/ 1- Sears M/ 4- Gurley N/ 15- Clowney N/ 24- Miller B/	2	03:58	2	02:33	01:25	2-4	-2	0	0	1	0	0.8197
0- Bradley J/ 1- Sears M/ 3- Griffen R/ 4- Gurley N/ 24- Miller B/	2	02:33	2	00:00	02:33	12-13	-1	4	0	1	1	1.5957



Alabama at Vanderbilt

01/17/23 Memorial Gymnasium, Nashville
2022-23 Men's Basketball

Game Time: 7:30 PM
Game Duration: 2:04
Attendance: 10,517

Officials: Pat Adams, Rob Rorke, Doug Sirmons

Vanderbilt

Lineup	Quarter On	Time On	Quarter Off	Time Off	Time on Court	Score	Score Diff	Reb	Stl	Tov	Ass	PPP
0- Lawrence T/ 1- Smith C/ 10- Stute M/ 12- Thomas T/ 42- Millora-Brown Q/	1	20:00	1	16:06	03:54	3-9	-6	1	0	1	0	0.5000
0- Lawrence T/ 4- Wright J/ 5- Manjon E/ 10- Stute M/ 42- Millora-Brown Q/	1	16:06	1	15:07	00:59	0-0	0	3	0	0	0	0.0000
0- Lawrence T/ 4- Wright J/ 5- Manjon E/ 10- Stute M/ 34- Dort L/	1	15:07	1	14:13	00:54	0-4	-4	0	0	0	0	0.0000
2- Shelby N/ 4- Wright J/ 5- Manjon E/ 10- Stute M/ 34- Dort L/	1	14:13	1	13:07	01:06	5-0	5	3	0	0	1	2.5000
2- Shelby N/ 4- Wright J/ 5- Manjon E/ 20- Ansong E/ 34- Dort L/	1	13:07	1	10:56	02:11	5-2	3	3	0	1	1	1.0000
0- Lawrence T/ 2- Shelby N/ 5- Manjon E/ 20- Ansong E/ 23- Dia M/	1	10:56	1	07:51	03:05	9-6	3	5	0	1	1	1.5000
0- Lawrence T/ 4- Wright J/ 12- Thomas T/ 20- Ansong E/ 23- Dia M/	1	07:51	1	05:53	01:58	0-5	-5	3	0	1	0	0.0000
0- Lawrence T/ 4- Wright J/ 10- Stute M/ 12- Thomas T/ 42- Millora-Brown Q/	1	05:53	1	03:47	02:06	0-5	-5	1	0	0	0	0.0000
0- Lawrence T/ 4- Wright J/ 5- Manjon E/ 10- Stute M/ 34- Dort L/	1	03:47	1	02:48	00:59	2-4	-2	2	0	1	1	1.0000
4- Wright J/ 5- Manjon E/ 10- Stute M/ 12- Thomas T/ 34- Dort L/	1	02:48	1	02:00	00:48	1-0	1	1	0	1	0	0.5319
4- Wright J/ 5- Manjon E/ 10- Stute M/ 12- Thomas T/ 23- Dia M/	1	02:00	1	00:54	01:05	0-1	-1	2	1	0	0	0.0000
1- Smith C/ 4- Wright J/ 5- Manjon E/ 12- Thomas T/ 23- Dia M/	1	00:54	2	20:00	00:55	1-0	1	1	1	0	0	0.4098
0- Lawrence T/ 1- Smith C/ 10- Stute M/ 12- Thomas T/ 42- Millora-Brown Q/	2	20:00	2	17:52	02:08	2-5	-3	2	0	1	1	0.5000
0- Lawrence T/ 1- Smith C/ 10- Stute M/ 12- Thomas T/ 34- Dort L/	2	17:52	2	15:08	02:44	2-2	0	6	0	1	0	0.6944
0- Lawrence T/ 4- Wright J/ 10- Stute M/ 12- Thomas T/ 34- Dort L/	2	15:08	2	13:26	01:42	0-7	-7	0	1	1	0	0.0000
0- Lawrence T/ 4- Wright J/ 5- Manjon E/ 20- Ansong E/ 34- Dort L/	2	13:26	2	10:29	02:57	7-3	4	2	0	0	2	1.4000
2- Shelby N/ 4- Wright J/ 5- Manjon E/ 20- Ansong E/ 34- Dort L/	2	10:29	2	08:50	01:39	2-3	-1	2	1	0	0	0.6667
2- Shelby N/ 4- Wright J/ 5- Manjon E/ 10- Stute M/ 34- Dort L/	2	08:50	2	07:27	01:23	2-0	2	1	0	0	0	1.0000
0- Lawrence T/ 2- Shelby N/ 10- Stute M/ 12- Thomas T/ 42- Millora-Brown Q/	2	07:27	2	03:58	03:29	8-8	0	2	0	0	0	1.0638
0- Lawrence T/ 4- Wright J/ 5- Manjon E/ 10- Stute M/ 12- Thomas T/	2	03:58	2	00:00	03:58	17-14	3	3	2	0	1	1.7635



Alabama at Vanderbilt

01/17/23 Memorial Gymnasium, Nashville
2022-23 Men's Basketball

Game Time: 7:30 PM
Game Duration: 2:04
Attendance: 10,517

Officials: Pat Adams, Rob Rorke, Doug Sirmons

Alabama

Lineup	Time	Score	Score Diff	Pts/Min	Reb	Stl	Tov	Ass	PPP
0- Bradley J/ 1- Sears M/ 14- Bediako C/ 15- Clowney N/ 24- Miller B/	12:01	32-14	18	2.6630	13	1	2	5	1.4625
0- Bradley J/ 1- Sears M/ 3- Griffen R/ 15- Clowney N/ 24- Miller B/	04:02	7-7	0	1.7355	2	1	0	1	1.0174
0- Bradley J/ 3- Griffen R/ 4- Gurley N/ 5- Quinerly J/ 24- Miller B/	02:53	3-8	-5	1.0405	2	0	2	0	0.6000
0- Bradley J/ 1- Sears M/ 3- Griffen R/ 4- Gurley N/ 24- Miller B/	02:33	12-13	-1	4.7059	4	0	1	1	1.5957
1- Sears M/ 3- Griffen R/ 14- Bediako C/ 15- Clowney N/ 24- Miller B/	02:17	3-2	1	1.3139	3	0	1	0	1.0000
3- Griffen R/ 4- Gurley N/ 5- Quinerly J/ 10- Welch D/ 14- Bediako C/	02:11	2-5	-3	0.9160	4	0	0	1	0.5000
0- Bradley J/ 4- Gurley N/ 5- Quinerly J/ 14- Bediako C/ 24- Miller B/	02:02	7-0	7	3.4426	3	1	1	1	1.7500
1- Sears M/ 5- Quinerly J/ 14- Bediako C/ 15- Clowney N/ 24- Miller B/	01:49	0-1	-1	0.0000	3	0	1	0	0.0000
3- Griffen R/ 4- Gurley N/ 5- Quinerly J/ 15- Clowney N/ 24- Miller B/	01:28	4-3	1	2.7273	1	0	0	1	1.3889
0- Bradley J/ 1- Sears M/ 4- Gurley N/ 15- Clowney N/ 24- Miller B/	01:25	2-4	-2	1.4118	0	0	1	0	0.8197
0- Bradley J/ 3- Griffen R/ 14- Bediako C/ 15- Clowney N/ 24- Miller B/	01:23	0-2	-2	0.0000	3	0	2	0	0.0000
0- Bradley J/ 1- Sears M/ 4- Gurley N/ 14- Bediako C/ 24- Miller B/	01:11	2-1	1	1.6901	3	0	0	0	1.0000
0- Bradley J/ 5- Quinerly J/ 14- Bediako C/ 15- Clowney N/ 24- Miller B/	01:00	3-3	0	3.0000	1	0	1	0	1.5000
0- Bradley J/ 5- Quinerly J/ 15- Clowney N/ 23- Pringle N/ 24- Miller B/	01:00	1-1	0	1.0000	1	0	1	0	0.6944
3- Griffen R/ 5- Quinerly J/ 14- Bediako C/ 15- Clowney N/ 24- Miller B/	00:59	0-0	0	0.0000	2	0	0	0	0.0000
0- Bradley J/ 4- Gurley N/ 5- Quinerly J/ 15- Clowney N/ 24- Miller B/	00:53	0-0	0	0.0000	2	0	1	0	0.0000
3- Griffen R/ 4- Gurley N/ 5- Quinerly J/ 10- Welch D/ 15- Clowney N/	00:32	0-2	-2	0.0000	0	0	0	0	0.0000
0- Bradley J/ 1- Sears M/ 4- Gurley N/ 5- Quinerly J/ 24- Miller B/	00:21	0-0	0	0.0000	0	0	0	0	0.0000



Alabama at Vanderbilt

01/17/23 Memorial Gymnasium, Nashville
2022-23 Men's Basketball

Game Time: 7:30 PM
Game Duration: 2:04
Attendance: 10,517

Officials: Pat Adams, Rob Rorke, Doug Sirmons

Vanderbilt

Lineup	Time	Score	Score Diff	Pts/Min	Reb	Stl	Tov	Ass	PPP
0- Lawrence T/ 1- Smith C/ 10- Stute M/ 12- Thomas T/ 42- Millora-Brown Q/	06:02	5-14	-9	0.8287	3	0	2	1	0.5000
0- Lawrence T/ 4- Wright J/ 5- Manjon E/ 10- Stute M/ 12- Thomas T/	03:58	17-14	3	4.2857	3	2	0	1	1.7635
2- Shelby N/ 4- Wright J/ 5- Manjon E/ 20- Ansong E/ 34- Dort L/	03:50	7-5	2	1.8261	5	1	1	1	0.8750
0- Lawrence T/ 2- Shelby N/ 10- Stute M/ 12- Thomas T/ 42- Millora-Brown Q/	03:29	8-8	0	2.2967	2	0	0	0	1.0638
0- Lawrence T/ 2- Shelby N/ 5- Manjon E/ 20- Ansong E/ 23- Dia M/	03:05	9-6	3	2.9189	5	0	1	1	1.5000
0- Lawrence T/ 4- Wright J/ 5- Manjon E/ 20- Ansong E/ 34- Dort L/	02:57	7-3	4	2.3729	2	0	0	2	1.4000
0- Lawrence T/ 1- Smith C/ 10- Stute M/ 12- Thomas T/ 34- Dort L/	02:44	2-2	0	0.7317	6	0	1	0	0.6944
2- Shelby N/ 4- Wright J/ 5- Manjon E/ 10- Stute M/ 34- Dort L/	02:29	7-0	7	2.8188	4	0	0	1	1.7500
0- Lawrence T/ 4- Wright J/ 10- Stute M/ 12- Thomas T/ 42- Millora-Brown Q/	02:06	0-5	-5	0.0000	1	0	0	0	0.0000
0- Lawrence T/ 4- Wright J/ 12- Thomas T/ 20- Ansong E/ 23- Dia M/	01:58	0-5	-5	0.0000	3	0	1	0	0.0000
0- Lawrence T/ 4- Wright J/ 5- Manjon E/ 10- Stute M/ 34- Dort L/	01:53	2-8	-6	1.0619	2	0	1	1	0.6667
0- Lawrence T/ 4- Wright J/ 10- Stute M/ 12- Thomas T/ 34- Dort L/	01:42	0-7	-7	0.0000	0	1	1	0	0.0000
4- Wright J/ 5- Manjon E/ 10- Stute M/ 12- Thomas T/ 23- Dia M/	01:05	0-1	-1	0.0000	2	1	0	0	0.0000
0- Lawrence T/ 4- Wright J/ 5- Manjon E/ 10- Stute M/ 42- Millora-Brown Q/	00:59	0-0	0	0.0000	3	0	0	0	0.0000
1- Smith C/ 4- Wright J/ 5- Manjon E/ 12- Thomas T/ 23- Dia M/	00:55	1-0	1	1.0909	1	1	0	0	0.4098
4- Wright J/ 5- Manjon E/ 10- Stute M/ 12- Thomas T/ 34- Dort L/	00:48	1-0	1	1.2500	1	0	1	0	0.5319