



**Officials:** Mike Nance, Olandis Poole, Rob Rorke

**Vanderbilt - 66**

**Record: 10-11 (3-5)**

NO.	Name	F	Min	FG	3P	FT	Rebounds			Fouls		TP	AS	TO	ST	Blocks		+/-
				M-A	M-A	M-A	OR	DR	TOT	PF	FD					BS	BA	
1	Colin Smith	F	04:14	0-0	0-0	0-0	0	0	0	1	0	0	0	1	0	0	0	-4
42	Quentin Millora-Brown	F	26:24	2-2	0-0	1-2	3	3	6	5	6	5	1	1	1	0	0	-3
0	Tyrin Lawrence	G	19:54	0-2	0-2	2-2	1	3	4	4	1	2	3	2	1	1	0	0
3	Paul Lewis	G	04:14	0-1	0-0	0-0	0	0	0	0	0	0	0	1	1	0	1	-4
4	Jordan Wright	G	23:58	6-14	1-5	2-2	2	3	5	4	1	15	1	2	1	0	0	-8
5	Ezra Manjon		34:13	1-7	0-0	0-0	1	2	3	2	3	2	8	0	0	0	2	-2
10	Myles Stute		33:12	7-15	7-14	1-2	1	2	3	2	1	22	2	3	0	0	0	2
23	Malik Dia		11:09	0-3	0-1	0-0	0	0	0	3	0	0	0	1	0	1	0	0
12	Trey Thomas		27:23	4-10	3-9	2-3	1	4	5	1	1	13	0	0	0	0	0	-3
20	Emmanuel Ansong		15:19	3-4	1-1	0-0	1	0	1	2	1	7	1	0	1	0	0	-8
Team							1	3	4			0		0				
<b>Totals</b>				23-58	12-32	8-11	11	20	31	24	14	66	16	11	5	2	3	-6

Shooting By Period		
1 <sup>st</sup> FG%	12-26	46.2%
3PT%	6-12	50.0%
FT%	4-7	57.1%
2 <sup>nd</sup> FG%	11-32	34.4%
3PT%	6-20	30.0%
FT%	4-4	100%
GM FG%	23-58	39.7%
3PT%	12-32	37.5%
FT%	8-11	72.7%

Dead Ball Rebounds: 2, 1

**Technical Fouls::NONE**

**Texas A&M - 72**

**Record: 15-6 (7-1)**

NO.	Name	F	Min	FG	3P	FT	Rebounds			Fouls		TP	AS	TO	ST	Blocks		+/-
				M-A	M-A	M-A	OR	DR	TOT	PF	FD					BS	BA	
15	Henry Coleman III	F	36:17	6-9	0-0	6-8	3	3	6	2	5	18	0	0	0	0	1	10
34	Julius Marble	F	15:50	1-1	0-0	4-6	2	3	5	5	4	6	0	1	0	0	0	-2
0	Dexter Dennis	G	25:04	2-7	1-4	0-2	0	2	2	4	2	5	1	2	2	2	0	10
4	Wade Taylor IV	G	33:42	3-13	1-7	7-7	1	6	7	1	4	14	7	3	1	0	1	10
23	Tyrece Radford	G	33:00	4-11	2-7	4-8	0	4	4	1	4	14	2	1	0	1	0	6
11	Andersson Garcia		21:46	2-2	0-0	1-2	6	2	8	1	3	5	0	1	1	0	0	2
20	Andre Gordon		17:58	2-3	0-0	1-2	0	2	2	0	1	5	1	0	0	0	0	-1
2	Hayden Hefner		16:23	2-3	1-1	0-1	0	3	3	0	1	5	1	1	0	0	0	-5
Team							0	0	0			0		0				
<b>Totals</b>				22-49	5-19	23-36	12	25	37	14	24	72	12	9	4	3	2	6

Shooting By Period		
1 <sup>st</sup> FG%	10-26	38.5%
3PT%	3-13	23.1%
FT%	7-10	70%
2 <sup>nd</sup> FG%	12-23	52.2%
3PT%	2-6	33.3%
FT%	16-26	61.5%
GM FG%	22-49	44.9%
3PT%	5-19	26.3%
FT%	23-36	63.9%

Dead Ball Rebounds: 7, 0

**Technical Fouls::NONE**

	VAND	TAMU
<b>Biggest lead</b>	9 (1 <sup>st</sup> 5:39)	13 (2 <sup>nd</sup> 8:29)
<b>Best Scoring Run</b>	8(2 <sup>nd</sup> 6:19)	12(2 <sup>nd</sup> 8:29)
<b>Lead Changes</b>	6	
<b>Times Tied</b>	7	
<b>Time with Lead</b>	15:50	21:02

Points from	VAND	TAMU
<b>Turnovers</b>	3	14
<b>Paint</b>	20	32
<b>Second Chance</b>	12	11
<b>Fast Breaks</b>	5	5
<b>Bench</b>	44	15

	Period by Period Scoring		
	1st	2nd	TOT
<b>VAND</b>	34	32	66
<b>TAMU</b>	30	42	72



**Vanderbilt at Texas A&M**

01/28/23 Reed Arena, Bryan-College Station  
2022-23 Men's Basketball

**Game Time:** 7:30 PM  
**Game Duration:** 2:18  
**Attendance:** 12,646

**Officials:** Mike Nance, Olandis Poole, Rob Rorke

**Period 1**

**Quarter Starters:**

<b>TAMU</b>	0 Dennis D	4 Taylor IV W	15 Coleman III H	23 Radford T	34 Marble J
<b>VAND</b>	0 Lawrence T	1 Smith C	3 Lewis P	4 Wright J	42 Millora-Brown Q

Game Time	TAMU	Score	Diff	VAND
20:00	34 MARBLE J jumpball lost			42 MILLORA-BROWN Q jumpball won
19:41	0 DENNIS D steal (1)			1 SMITH C turnover lost ball (1)
19:33	23 RADFORD T 3pt FG from turnover, jump shot made (3)	<b>3-0</b>	<b>3</b>	
19:33	0 DENNIS D assist (1)			
19:09				4 WRIGHT J 2pt FG outside the paint, pull up jump shot missed
19:05	23 RADFORD T defensive rebound (1)			
19:02	4 TAYLOR IV W 3pt FG , pull up jump shot missed			
18:58	15 COLEMAN III H offensive rebound (1)			
18:57	15 COLEMAN III H 2pt FG second chance outside the paint, jump shot missed			
18:53				42 MILLORA-BROWN Q defensive rebound (1)
18:35		<b>3-2</b>	<b>1</b>	42 MILLORA-BROWN Q 2pt FG in the paint, layup made (2)
18:35				4 WRIGHT J assist (1)
18:18	15 COLEMAN III H 2pt FG in the paint, driving layup made (2)	<b>5-2</b>	<b>3</b>	
18:18	15 COLEMAN III H foul drawn (1)			1 SMITH C foul shooting (1 - 1)
18:18	15 COLEMAN III H free throw 1 - 1 made (3)	<b>6-2</b>	<b>4</b>	
18:08				3 LEWIS P turnover (1)
18:02	23 RADFORD T 3pt FG from turnover, jump shot missed			
17:58				defensive rebound (2)
17:36		<b>6-4</b>	<b>2</b>	4 WRIGHT J 2pt FG in the paint, layup made (2)
17:36				42 MILLORA-BROWN Q assist (1)
17:19	34 MARBLE J foul drawn (1)			42 MILLORA-BROWN Q foul personal (1 - 2)
17:00	0 DENNIS D turnover lost ball (1)			0 LAWRENCE T steal (1)
16:50	0 DENNIS D steal (2)			42 MILLORA-BROWN Q turnover bad pass (1)
16:35	34 MARBLE J 2pt FG from turnover outside the paint, jump shot made (2)	<b>8-4</b>	<b>4</b>	
16:35	4 TAYLOR IV W assist (1)			
16:13				0 LAWRENCE T 3pt FG , jump shot missed
16:09	34 MARBLE J defensive rebound (1)			
16:02	4 TAYLOR IV W turnover bad pass (1)			3 LEWIS P steal (1)
15:59				3 LEWIS P 2pt FG from turnover in the paint, driving layup blocked
15:59	0 DENNIS D block (1)			
15:54				0 LAWRENCE T offensive rebound (1)
15:47				4 WRIGHT J 3pt FG from turnover second chance, jump shot missed
15:46				offensive rebound (4)
15:46	34 MARBLE J foul personal (1 - 1)			42 MILLORA-BROWN Q foul drawn (1)
15:46	Timeout media			
15:46				1 SMITH C substitution out
15:46				3 LEWIS P substitution out
15:46				5 MANJON E substitution in
15:46				10 STUTE M substitution in
15:36				5 MANJON E 2pt FG from turnover second chance in the paint, driving layup missed



**Vanderbilt at Texas A&M**

01/28/23 Reed Arena, Bryan-College Station  
2022-23 Men's Basketball

**Game Time:** 7:30 PM  
**Game Duration:** 2:18  
**Attendance:** 12,646

**Officials:** Mike Nance, Olandis Poole, Rob Rorke

Game Time	TAMU	Score	Diff	VAND
15:33	34 MARBLE J defensive rebound (2)			
15:30	0 DENNIS D 3pt FG fast break, jump shot made (3)	<b>11-4</b>	<b>7</b>	
15:30	4 TAYLOR IV W assist (2)			
15:07	4 TAYLOR IV W foul personal (1 - 2)			42 MILLORA-BROWN Q foul drawn (2)
15:07	0 DENNIS D substitution out			
15:07	34 MARBLE J substitution out			
15:07	11 GARCIA A substitution in			
15:07	20 GORDON A substitution in			
15:07				42 MILLORA-BROWN Q substitution out
15:07				23 DIA M substitution in
15:03		<b>11-7</b>	<b>4</b>	10 STUTE M 3pt FG , jump shot made (3)
15:03				5 MANJON E assist (1)
14:43	23 RADFORD T 3pt FG , jump shot missed			
14:39				0 LAWRENCE T defensive rebound (2)
14:12		<b>11-9</b>	<b>2</b>	5 MANJON E 2pt FG in the paint, floating jump shot made (2)
14:12				10 STUTE M assist (1)
13:57	4 TAYLOR IV W 3pt FG , jump shot missed			
13:54				defensive rebound (6)
13:38	11 GARCIA A steal (1)			10 STUTE M turnover bad pass (1)
13:18	jump ball situation			
13:15	4 TAYLOR IV W turnover travel (2)			
13:15	4 TAYLOR IV W substitution out			
13:15	0 DENNIS D substitution in			
12:54				23 DIA M turnover lost ball (1)
12:54				0 LAWRENCE T substitution out
12:54				12 THOMAS T substitution in
12:36	0 DENNIS D foul drawn (1)			4 WRIGHT J foul personal (1 - 3)
12:36				4 WRIGHT J substitution out
12:36				20 ANSONG E substitution in
12:34	15 COLEMAN III H foul drawn (2)			23 DIA M foul shooting (1 - 4)
12:34	15 COLEMAN III H free throw 1 - 2 made (4)	<b>12-9</b>	<b>3</b>	
12:34	15 COLEMAN III H free throw 2 - 2 made (5)	<b>13-9</b>	<b>4</b>	
12:11	0 DENNIS D foul shooting (1 - 3)			12 THOMAS T foul drawn (1)
12:11				12 THOMAS T free throw 1 - 3 missed
12:11				offensive dead ball rebound (1)
12:11		<b>13-10</b>	<b>3</b>	12 THOMAS T free throw 2 - 3 made (1)
12:11		<b>13-11</b>	<b>2</b>	12 THOMAS T free throw 3 - 3 made (2)
11:52	15 COLEMAN III H 2pt FG in the paint, jump shot blocked			
11:52				23 DIA M block (1)
11:52				defensive dead ball rebound (2)
11:52	jump ball situation			
11:52	Timeout media			
11:29				23 DIA M 2pt FG outside the paint, jump shot missed
11:25	20 GORDON A defensive rebound (1)			
11:17	11 GARCIA A turnover bad pass (1)			20 ANSONG E steal (1)
10:55				5 MANJON E 2pt FG from turnover in the paint, floating jump shot missed
10:52	23 RADFORD T defensive rebound (2)			
10:50	15 COLEMAN III H substitution out			



**Vanderbilt at Texas A&M**

01/28/23 Reed Arena, Bryan-College Station  
2022-23 Men's Basketball

**Game Time:** 7:30 PM  
**Game Duration:** 2:18  
**Attendance:** 12,646

**Officials:** Mike Nance, Olandis Poole, Rob Rorke

Game Time	TAMU	Score	Diff	VAND
10:50	34 MARBLE J substitution in			
10:38	0 DENNIS D 3pt FG , jump shot missed			
10:34				12 THOMAS T defensive rebound (1)
10:24		<b>13-14</b>	<b>-1</b>	10 STUTE M 3pt FG , jump shot made (6)
10:24				20 ANSONG E assist (1)
10:06	34 MARBLE J foul drawn (2)			5 MANJON E foul shooting (1 - 5)
10:06	34 MARBLE J free throw 1 - 2 made (3)	<b>14-14</b>	<b>0</b>	
10:06	20 GORDON A substitution out			
10:06	23 RADFORD T substitution out			
10:06	2 HEFNER H substitution in			
10:06	4 TAYLOR IV W substitution in			
10:06	34 MARBLE J free throw 2 - 2 made (4)	<b>15-14</b>	<b>1</b>	
09:41		<b>15-17</b>	<b>-2</b>	12 THOMAS T 3pt FG , step back jump shot made (5)
09:22	2 HEFNER H 2pt FG in the paint, driving layup made (2)	<b>17-17</b>	<b>0</b>	
09:22	4 TAYLOR IV W assist (3)			
08:59		<b>17-20</b>	<b>-3</b>	20 ANSONG E 3pt FG , jump shot made (3)
08:59				5 MANJON E assist (2)
08:36	34 MARBLE J foul drawn (3)			10 STUTE M foul shooting (1 - 6)
08:36	34 MARBLE J free throw 1 - 2 made (5)	<b>18-20</b>	<b>-2</b>	
08:36	11 GARCIA A substitution out			
08:36	15 COLEMAN III H substitution in			
08:36				23 DIA M substitution out
08:36				42 MILLORA-BROWN Q substitution in
08:36	34 MARBLE J free throw 2 - 2 missed			
08:34				12 THOMAS T defensive rebound (2)
08:15		<b>18-23</b>	<b>-5</b>	10 STUTE M 3pt FG , jump shot made (9)
08:15				5 MANJON E assist (3)
07:45	0 DENNIS D 2pt FG in the paint, jump shot made (5)	<b>20-23</b>	<b>-3</b>	
07:22		<b>20-26</b>	<b>-6</b>	10 STUTE M 3pt FG , jump shot made (12)
07:22				5 MANJON E assist (4)
07:02	4 TAYLOR IV W 3pt FG , jump shot missed			
06:59				10 STUTE M defensive rebound (1)
06:56				10 STUTE M turnover bad pass (2)
06:56	Timeout media			
06:56	0 DENNIS D substitution out			
06:56	23 RADFORD T substitution in			
06:56				20 ANSONG E substitution out
06:56				4 WRIGHT J substitution in
06:38	23 RADFORD T 3pt FG from turnover, jump shot missed			
06:34	34 MARBLE J offensive rebound (3)			
06:33	23 RADFORD T 3pt FG from turnover second chance, jump shot missed			
06:29				12 THOMAS T defensive rebound (3)
06:07	34 MARBLE J foul shooting (2 - 4)			10 STUTE M foul drawn (1)
06:07	34 MARBLE J substitution out			
06:07	0 DENNIS D substitution in			
06:07				10 STUTE M free throw 1 - 2 missed
06:07				offensive dead ball rebound (3)
06:07		<b>20-27</b>	<b>-7</b>	10 STUTE M free throw 2 - 2 made (13)



**Vanderbilt at Texas A&M**

01/28/23 Reed Arena, Bryan-College Station  
2022-23 Men's Basketball

**Game Time:** 7:30 PM  
**Game Duration:** 2:18  
**Attendance:** 12,646

**Officials:** Mike Nance, Olandis Poole, Rob Rorke

Game Time	TAMU	Score	Diff	VAND
05:46	23 RADFORD T 3pt FG , jump shot missed			
05:42				4 WRIGHT J defensive rebound (1)
05:39		<b>20-29</b>	<b>-9</b>	4 WRIGHT J 2pt FG fast break in the paint, driving layup made (4)
05:25	Timeout 30 Sec			
05:07	23 RADFORD T 2pt FG in the paint, driving layup missed			
05:03	15 COLEMAN III H offensive rebound (2)			
05:03	15 COLEMAN III H 2pt FG second chance in the paint, dunk, made (7)	<b>22-29</b>	<b>-7</b>	
04:35				4 WRIGHT J 2pt FG outside the paint, jump shot missed
04:32	15 COLEMAN III H defensive rebound (3)			
04:28	0 DENNIS D 3pt FG , jump shot missed			
04:24	15 COLEMAN III H offensive rebound (4)			
04:16	15 COLEMAN III H 2pt FG second chance in the paint, dunk, made (9)	<b>24-29</b>	<b>-5</b>	
04:16	2 HEFNER H assist (1)			
03:55	15 COLEMAN III H foul personal (1 - 5)			5 MANJON E foul drawn (1)
03:55	Timeout media			
03:55	23 RADFORD T substitution out			
03:55	20 GORDON A substitution in			
03:55				12 THOMAS T substitution out
03:55				0 LAWRENCE T substitution in
03:43				0 LAWRENCE T 3pt FG , jump shot missed
03:38	4 TAYLOR IV W defensive rebound (1)			
03:36	4 TAYLOR IV W 2pt FG in the paint, driving layup blocked			
03:36				0 LAWRENCE T block (1)
03:32				0 LAWRENCE T defensive rebound (3)
03:29	0 DENNIS D foul shooting (2 - 6)			42 MILLORA-BROWN Q foul drawn (3)
03:29		<b>24-30</b>	<b>-6</b>	42 MILLORA-BROWN Q free throw fast break 1 - 2 made (3)
03:28				42 MILLORA-BROWN Q free throw fast break 2 - 2 missed
03:26	20 GORDON A defensive rebound (2)			
03:09	2 HEFNER H turnover lost ball (1)			42 MILLORA-BROWN Q steal (1)
02:49				4 WRIGHT J 2pt FG from turnover outside the paint, jump shot missed
02:46	2 HEFNER H defensive rebound (1)			
02:46	2 HEFNER H foul drawn (1)			42 MILLORA-BROWN Q foul personal (2 - 7)
02:44	2 HEFNER H 1&1 free throw 1 missed			
02:42				4 WRIGHT J defensive rebound (2)
02:26				10 STUTE M 3pt FG , jump shot missed
02:23				4 WRIGHT J offensive rebound (3)
02:21				4 WRIGHT J 3pt FG second chance, jump shot missed
02:17	2 HEFNER H defensive rebound (2)			
02:13				42 MILLORA-BROWN Q substitution out
02:13				20 ANSONG E substitution in
02:13	2 HEFNER H substitution out			
02:13	23 RADFORD T substitution in			
02:07	20 GORDON A 2pt FG in the paint, driving layup made (2)	<b>26-30</b>	<b>-4</b>	
01:43				10 STUTE M 2pt FG in the paint, jump shot missed
01:39	23 RADFORD T defensive rebound (3)			
01:35	23 RADFORD T 2pt FG in the paint, driving layup missed			



**Vanderbilt at Texas A&M**

01/28/23 Reed Arena, Bryan-College Station  
2022-23 Men's Basketball

**Game Time:** 7:30 PM  
**Game Duration:** 2:18  
**Attendance:** 12,646

**Officials:** Mike Nance, Olandis Poole, Rob Rorke

Game Time	TAMU	Score	Diff	VAND
01:33	4 TAYLOR IV W offensive rebound (2)			
01:33	jump ball situation			
01:33	0 DENNIS D substitution out			
01:33	2 HEFNER H substitution in			
01:33				5 MANJON E substitution out
01:33				12 THOMAS T substitution in
01:27	20 GORDON A 2pt FG second chance in the paint, driving layup missed			
01:24				12 THOMAS T defensive rebound (4)
01:13		<b>26-32</b>	<b>-6</b>	4 WRIGHT J 2pt FG in the paint, layup made (6)
01:13				0 LAWRENCE T assist (1)
00:57	15 COLEMAN III H foul drawn (3)			4 WRIGHT J foul shooting (2 - 8)
00:57	15 COLEMAN III H free throw 1 - 2 missed			
00:57	offensive dead ball rebound (1)			
00:57	15 COLEMAN III H free throw 2 - 2 made (10)	<b>27-32</b>	<b>-5</b>	
00:38				12 THOMAS T 3pt FG , jump shot missed
00:33				20 ANSONG E offensive rebound (1)
00:21		<b>27-34</b>	<b>-7</b>	12 THOMAS T 2pt FG second chance in the paint, driving layup made (7)
00:02	23 RADFORD T 3pt FG , jump shot made (6)	<b>30-34</b>	<b>-4</b>	
00:02	4 TAYLOR IV W assist (4)			
<b>END OF PERIOD</b>				
<b>TAMU 30-34 VAND</b>				



**Vanderbilt at Texas A&M**

01/28/23 Reed Arena, Bryan-College Station  
2022-23 Men's Basketball

Game Time: 7:30 PM  
Game Duration: 2:18  
Attendance: 12,646

Officials: Mike Nance, Olandis Poole, Rob Rorke

**Vanderbilt - 34**

NO.	Name	F	Min	FG	3P	FT	Rebounds			Fouls		TP	AS	TO	ST	Blocks		+/-
				M-A	M-A	M-A	OR	DR	TOT	PF	FD					BS	BA	
1	Colin Smith	F	04:14	0-0	0-0	0-0	0	0	0	1	0	0	0	1	0	0	0	-4
42	Quentin Millora-Brown	F	11:16	1-1	0-0	1-2	0	1	1	2	3	3	1	1	1	0	0	-3
0	Tyrin Lawrence	G	11:01	0-2	0-2	0-0	1	2	3	0	0	0	1	0	1	1	0	-3
3	Paul Lewis	G	04:14	0-1	0-0	0-0	0	0	0	0	0	0	0	1	1	0	1	-4
4	Jordan Wright	G	14:20	3-8	0-2	0-0	1	2	3	2	0	6	1	0	0	0	0	-4
5	Ezra Manjon		14:13	1-3	0-0	0-0	0	0	0	1	1	2	4	0	0	0	0	8
10	Myles Stute		15:46	4-6	4-5	1-2	0	1	1	1	1	13	1	2	0	0	0	8
23	Malik Dia		06:31	0-1	0-0	0-0	0	0	0	1	0	0	0	1	0	1	0	9
12	Trey Thomas		10:32	2-3	1-2	2-3	0	4	4	0	1	7	0	0	0	0	0	7
20	Emmanuel Ansong		07:53	1-1	1-1	0-0	1	0	1	0	0	3	1	0	1	0	0	6
Team							1	2	3			0		0				
<b>Totals</b>				12-26	6-12	4-7	4	12	16	8	6	34	9	6	4	2	1	4

Shooting By Period		
1st FG%	12-26	46.2%
3PT%	6-12	50.0%
FT%	4-7	57.1%
GM FG%	12-26	46.2%
3PT%	6-12	50.0%
FT%	4-7	57.1%

Dead Ball Rebounds: 2, 1

Technical Fouls::NONE

**Texas A&M - 30**

NO.	Name	F	Min	FG	3P	FT	Rebounds			Fouls		TP	AS	TO	ST	Blocks		+/-
				M-A	M-A	M-A	OR	DR	TOT	PF	FD					BS	BA	
15	Henry Coleman III	F	17:46	3-5	0-0	4-5	3	1	4	1	3	10	0	0	0	0	1	0
34	Julius Marble	F	09:36	1-1	0-0	3-4	1	2	3	2	3	5	0	0	0	0	0	-1
0	Dexter Dennis	G	15:46	2-4	1-3	0-0	0	0	0	2	1	5	1	1	2	1	0	1
4	Wade Taylor IV	G	16:51	0-4	0-3	0-0	1	1	2	1	0	0	4	2	0	0	1	-2
23	Tyrece Radford	G	15:08	2-9	2-7	0-0	0	3	3	0	0	6	0	0	0	0	0	3
11	Andersson Garcia		06:31	0-0	0-0	0-0	0	0	0	0	0	0	0	1	1	0	0	-9
20	Andre Gordon		08:56	1-2	0-0	0-0	0	2	2	0	0	2	0	0	0	0	0	-6
2	Hayden Hefner		09:26	1-1	0-0	0-1	0	2	2	0	1	2	1	1	0	0	0	-6
Team							0	0	0			0		0				
<b>Totals</b>				10-26	3-13	7-10	5	11	16	6	8	30	6	5	3	1	2	-4

Shooting By Period		
1st FG%	10-26	38.5%
3PT%	3-13	23.1%
FT%	7-10	70%
GM FG%	10-26	38.5%
3PT%	3-13	23.1%
FT%	7-10	70.0%

Dead Ball Rebounds: 1, 0

Technical Fouls::NONE

	VAND	TAMU
Biggest lead	9 (1 <sup>st</sup> 5:39)	7 (1 <sup>st</sup> 15:30)
Best Scoring Run	6(1 <sup>st</sup> 5:39)	5(1 <sup>st</sup> 15:30)
Lead Changes	3	
Times Tied	2	
Time with Lead	09:36	09:34

Points from	VAND	TAMU
Turnovers	0	7
Paint	12	12
Second Chance	2	4
Fast Breaks	3	3
Bench	25	4

	Period by Period Scoring		
	1st	2nd	TOT
VAND	34	32	66
TAMU	30	42	72



**Vanderbilt at Texas A&M**

01/28/23 Reed Arena, Bryan-College Station  
2022-23 Men's Basketball

**Game Time:** 7:30 PM  
**Game Duration:** 2:18  
**Attendance:** 12,646

**Officials:** Mike Nance, Olandis Poole, Rob Rorke

**Period 2**

**Quarter Starters:**

<b>TAMU</b>	0 Dennis D	4 Taylor IV W	15 Coleman III H	23 Radford T	34 Marble J
<b>VAND</b>	0 Lawrence T	4 Wright J	5 Manjon E	10 Stute M	42 Millora-Brown Q

Game Time	TAMU	Score	Diff	VAND
20:00	2 HEFNER H substitution out			
20:00	20 GORDON A substitution out			
20:00	0 DENNIS D substitution in			
20:00	34 MARBLE J substitution in			
20:00				12 THOMAS T substitution out
20:00				20 ANSONG E substitution out
20:00				5 MANJON E substitution in
20:00				42 MILLORA-BROWN Q substitution in
19:40				4 WRIGHT J 2pt FG in the paint, layup missed
19:39				4 WRIGHT J offensive rebound (4)
19:38	0 DENNIS D foul shooting (3 - 1)			4 WRIGHT J foul drawn (1)
19:38		<b>30-35</b>	<b>-5</b>	4 WRIGHT J free throw 1 - 2 made (7)
19:38		<b>30-36</b>	<b>-6</b>	4 WRIGHT J free throw 2 - 2 made (8)
19:21	0 DENNIS D 2pt FG in the paint, jump shot missed			
19:16				5 MANJON E defensive rebound (1)
19:15				5 MANJON E 2pt FG in the paint, dunk, blocked
19:15	0 DENNIS D block (2)			
19:09				10 STUTE M offensive rebound (2)
19:08				4 WRIGHT J 3pt FG second chance, jump shot missed
19:05	23 RADFORD T defensive rebound (4)			
19:04	23 RADFORD T foul drawn (1)			0 LAWRENCE T foul shooting (1 - 1)
19:04	0 DENNIS D substitution out			
19:04	20 GORDON A substitution in			
19:04	23 RADFORD T free throw 1 - 2 made (7)	<b>31-36</b>	<b>-5</b>	
19:04	23 RADFORD T free throw 2 - 2 missed			
19:03				42 MILLORA-BROWN Q defensive rebound (2)
18:44				10 STUTE M 3pt FG , jump shot missed
18:40				5 MANJON E offensive rebound (2)
18:38		<b>31-39</b>	<b>-8</b>	10 STUTE M 3pt FG second chance, jump shot made (16)
18:38				5 MANJON E assist (5)
18:19	20 GORDON A foul drawn (1)			0 LAWRENCE T foul shooting (2 - 2)
18:19	20 GORDON A free throw 1 - 2 missed			
18:19	offensive dead ball rebound (2)			
18:19	20 GORDON A free throw 2 - 2 made (3)	<b>32-39</b>	<b>-7</b>	
17:57				10 STUTE M 3pt FG , jump shot missed
17:53	4 TAYLOR IV W defensive rebound (3)			
17:34	15 COLEMAN III H 2pt FG in the paint, layup made (12)	<b>34-39</b>	<b>-5</b>	
17:34	4 TAYLOR IV W assist (5)			
17:34	15 COLEMAN III H foul drawn (4)			42 MILLORA-BROWN Q foul shooting (3 - 3)
17:34	15 COLEMAN III H free throw 1 - 1 made (13)	<b>35-39</b>	<b>-4</b>	
17:20				10 STUTE M turnover lost ball (3)
17:12	34 MARBLE J foul offensive (3 - 2)			42 MILLORA-BROWN Q foul drawn (4)
17:12	34 MARBLE J turnover offensive (1)			





**Vanderbilt at Texas A&M**

01/28/23 Reed Arena, Bryan-College Station  
2022-23 Men's Basketball

**Game Time:** 7:30 PM  
**Game Duration:** 2:18  
**Attendance:** 12,646

**Officials:** Mike Nance, Olandis Poole, Rob Rorke

Game Time	TAMU	Score	Diff	VAND
17:12	34 MARBLE J substitution out			
17:12	11 GARCIA A substitution in			
16:51	11 GARCIA A foul drawn (1)			4 WRIGHT J foul offensive (3 - 4)
16:51				4 WRIGHT J turnover offensive (1)
16:51				4 WRIGHT J substitution out
16:51				12 THOMAS T substitution in
16:39	15 COLEMAN III H 2pt FG from turnover in the paint, driving layup made (15)	<b>37-39</b>	<b>-2</b>	
16:39	20 GORDON A assist (1)			
16:15	4 TAYLOR IV W foul drawn (1)			0 LAWRENCE T foul offensive (3 - 5)
16:15				0 LAWRENCE T turnover offensive (1)
16:04	23 RADFORD T 2pt FG from turnover in the paint, driving layup made (9)	<b>39-39</b>	<b>0</b>	
15:42		<b>39-41</b>	<b>-2</b>	42 MILLORA-BROWN Q 2pt FG in the paint, dunk, made (5)
15:42				0 LAWRENCE T assist (2)
15:23	11 GARCIA A 2pt FG in the paint, layup made (2)	<b>41-41</b>	<b>0</b>	
15:23	23 RADFORD T assist (1)			
15:01		<b>41-44</b>	<b>-3</b>	10 STUTE M 3pt FG , jump shot made (19)
15:01				0 LAWRENCE T assist (3)
14:45	Timeout media			
14:45				0 LAWRENCE T substitution out
14:45				42 MILLORA-BROWN Q substitution out
14:45				20 ANSONG E substitution in
14:45				23 DIA M substitution in
14:35	23 RADFORD T 2pt FG in the paint, driving layup made (11)	<b>43-44</b>	<b>-1</b>	
14:14				10 STUTE M 3pt FG , jump shot missed
14:10	15 COLEMAN III H defensive rebound (5)			
14:05	4 TAYLOR IV W 3pt FG , jump shot missed			
14:02	11 GARCIA A offensive rebound (1)			
14:02	11 GARCIA A foul drawn (2)			23 DIA M foul personal (2 - 6)
13:45	20 GORDON A 2pt FG second chance in the paint, driving layup made (5)	<b>45-44</b>	<b>1</b>	
13:35				23 DIA M 3pt FG , jump shot missed
13:31	4 TAYLOR IV W defensive rebound (4)			
13:30	4 TAYLOR IV W foul drawn (2)			20 ANSONG E foul personal (1 - 7)
13:30	20 GORDON A substitution out			
13:30	0 DENNIS D substitution in			
13:30	4 TAYLOR IV W 1&1 free throw 1 made (1)	<b>46-44</b>	<b>2</b>	
13:30	4 TAYLOR IV W 1&1 free throw 2 made (2)	<b>47-44</b>	<b>3</b>	
13:30	15 COLEMAN III H substitution out			
13:30	34 MARBLE J substitution in			
13:10				20 ANSONG E 2pt FG in the paint, layup missed
13:06	11 GARCIA A defensive rebound (2)			
13:06	jump ball situation			
12:53	0 DENNIS D 3pt FG , jump shot missed			
12:50				5 MANJON E defensive rebound (3)
12:44				5 MANJON E 2pt FG in the paint, driving layup blocked
12:44	23 RADFORD T block (1)			
12:39				12 THOMAS T offensive rebound (5)
12:38		<b>47-47</b>	<b>0</b>	12 THOMAS T 3pt FG second chance, jump shot made (10)



**Vanderbilt at Texas A&M**

01/28/23 Reed Arena, Bryan-College Station  
2022-23 Men's Basketball

**Game Time:** 7:30 PM  
**Game Duration:** 2:18  
**Attendance:** 12,646

**Officials:** Mike Nance, Olandis Poole, Rob Rorke

Game Time	TAMU	Score	Diff	VAND
12:22	4 TAYLOR IV W 3pt FG , jump shot missed			
12:20	11 GARCIA A offensive rebound (3)			
12:17	4 TAYLOR IV W 3pt FG second chance, jump shot made (5)	<b>50-47</b>	<b>3</b>	
12:17	23 RADFORD T assist (2)			
12:01	34 MARBLE J foul personal (4 - 3)			5 MANJON E foul drawn (2)
12:01	34 MARBLE J substitution out			
12:01	15 COLEMAN III H substitution in			
11:50		<b>50-49</b>	<b>1</b>	20 ANSONG E 2pt FG in the paint, floating jump shot made (5)
11:32	4 TAYLOR IV W 2pt FG in the paint, floating jump shot made (7)	<b>52-49</b>	<b>3</b>	
11:25		<b>52-51</b>	<b>1</b>	20 ANSONG E 2pt FG fast break in the paint, driving layup made (7)
11:25				5 MANJON E assist (6)
11:11	23 RADFORD T foul drawn (2)			23 DIA M foul shooting (3 - 8)
11:11	Timeout media			
11:11	23 RADFORD T free throw 1 - 2 made (12)	<b>53-51</b>	<b>2</b>	
11:11	23 RADFORD T free throw 2 - 2 made (13)	<b>54-51</b>	<b>3</b>	
11:11	23 RADFORD T substitution out			
11:11	2 HEFNER H substitution in			
10:43				23 DIA M 2pt FG in the paint, turnaround jump shot missed
10:39	4 TAYLOR IV W defensive rebound (5)			
10:25	2 HEFNER H 3pt FG , jump shot made (5)	<b>57-51</b>	<b>6</b>	
10:25	4 TAYLOR IV W assist (6)			
10:07	15 COLEMAN III H foul personal (2 - 4)			5 MANJON E foul drawn (3)
10:07				23 DIA M substitution out
10:07				42 MILLORA-BROWN Q substitution in
10:07				10 STUTE M substitution out
10:07				4 WRIGHT J substitution in
10:00				12 THOMAS T 3pt FG , jump shot missed
09:55	4 TAYLOR IV W defensive rebound (6)			
09:53	15 COLEMAN III H 2pt FG fast break in the paint, driving layup made (17)	<b>59-51</b>	<b>8</b>	
09:53	4 TAYLOR IV W assist (7)			
09:35	11 GARCIA A foul personal (1 - 5)			20 ANSONG E foul drawn (1)
09:29	jump ball situation			
09:17				12 THOMAS T 3pt FG , jump shot missed
09:13	2 HEFNER H defensive rebound (3)			
09:03	4 TAYLOR IV W foul drawn (3)			20 ANSONG E foul shooting (2 - 9)
09:03	4 TAYLOR IV W free throw 1 - 3 made (8)	<b>60-51</b>	<b>9</b>	
09:03	4 TAYLOR IV W free throw 2 - 3 made (9)	<b>61-51</b>	<b>10</b>	
09:03	0 DENNIS D substitution out			
09:03	23 RADFORD T substitution in			
09:03	4 TAYLOR IV W free throw 3 - 3 made (10)	<b>62-51</b>	<b>11</b>	
08:38				5 MANJON E 2pt FG outside the paint, jump shot missed
08:38	4 TAYLOR IV W defensive rebound (7)			
08:29	4 TAYLOR IV W 2pt FG in the paint, driving layup made (12)	<b>64-51</b>	<b>13</b>	
08:09		<b>64-54</b>	<b>10</b>	4 WRIGHT J 3pt FG , jump shot made (11)
08:09				5 MANJON E assist (7)
07:33	23 RADFORD T turnover bad pass (1)			
07:33	Timeout media			
07:33				20 ANSONG E substitution out



**Vanderbilt at Texas A&M**

01/28/23 Reed Arena, Bryan-College Station  
2022-23 Men's Basketball

**Game Time:** 7:30 PM  
**Game Duration:** 2:18  
**Attendance:** 12,646

**Officials:** Mike Nance, Olandis Poole, Rob Rorke

Game Time	TAMU	Score	Diff	VAND
07:33				10 STUTE M substitution in
07:14		<b>64-57</b>	<b>7</b>	12 THOMAS T 3pt FG from turnover, jump shot made (13)
07:14				10 STUTE M assist (2)
06:49	4 TAYLOR IV W 3pt FG , jump shot missed			
06:46				defensive rebound (24)
06:29				10 STUTE M 3pt FG , jump shot missed
06:25				42 MILLORA-BROWN Q offensive rebound (3)
06:19		<b>64-59</b>	<b>5</b>	4 WRIGHT J 2pt FG second chance outside the paint, jump shot made (13)
05:58	15 COLEMAN III H 2pt FG in the paint, driving layup missed			
05:56	11 GARCIA A offensive rebound (4)			
05:52	4 TAYLOR IV W turnover bad pass (3)			4 WRIGHT J steal (1)
05:36				10 STUTE M 3pt FG from turnover, jump shot missed
05:33				42 MILLORA-BROWN Q offensive rebound (4)
05:33	23 RADFORD T foul personal (1 - 6)			42 MILLORA-BROWN Q foul drawn (5)
05:33	4 TAYLOR IV W substitution out			
05:33	11 GARCIA A substitution out			
05:33	20 GORDON A substitution in			
05:33	34 MARBLE J substitution in			
05:32				12 THOMAS T 3pt FG from turnover second chance, jump shot missed
05:30	34 MARBLE J defensive rebound (4)			
05:30	34 MARBLE J foul drawn (4)			4 WRIGHT J foul personal (4 - 10)
05:30	34 MARBLE J free throw 1 - 2 missed			
05:30	offensive dead ball rebound (3)			
05:30	34 MARBLE J free throw 2 - 2 made (6)	<b>65-59</b>	<b>6</b>	
04:58		<b>65-61</b>	<b>4</b>	4 WRIGHT J 2pt FG in the paint, layup made (15)
04:57				4 WRIGHT J substitution out
04:57				0 LAWRENCE T substitution in
04:22	2 HEFNER H 2pt FG outside the paint, jump shot missed			
04:20	34 MARBLE J offensive rebound (5)			
04:20	20 GORDON A substitution out			
04:20	4 TAYLOR IV W substitution in			
04:14	23 RADFORD T foul drawn (3)			0 LAWRENCE T foul personal (4 - 11)
04:14	23 RADFORD T free throw 1 - 2 missed			
04:14	offensive dead ball rebound (4)			
04:14	2 HEFNER H substitution out			
04:14	4 TAYLOR IV W substitution out			
04:14	34 MARBLE J substitution out			
04:14	0 DENNIS D substitution in			
04:14	11 GARCIA A substitution in			
04:14	20 GORDON A substitution in			
04:14	23 RADFORD T free throw 2 - 2 missed			
04:13				0 LAWRENCE T defensive rebound (4)
03:54		<b>65-64</b>	<b>1</b>	10 STUTE M 3pt FG , jump shot made (22)
03:54				5 MANJON E assist (8)
03:37	jump ball situation			
03:37				Timeout media
03:37	11 GARCIA A substitution out			
03:37	20 GORDON A substitution out			



**Vanderbilt at Texas A&M**

01/28/23 Reed Arena, Bryan-College Station  
2022-23 Men's Basketball

**Game Time:** 7:30 PM  
**Game Duration:** 2:18  
**Attendance:** 12,646

**Officials:** Mike Nance, Olandis Poole, Rob Rorke

Game Time	TAMU	Score	Diff	VAND
03:37	4 TAYLOR IV W substitution in			
03:37	34 MARBLE J substitution in			
03:24	4 TAYLOR IV W 2pt FG outside the paint, jump shot missed			
03:21				42 MILLORA-BROWN Q defensive rebound (5)
02:59	34 MARBLE J foul personal (5 - 7)			0 LAWRENCE T foul drawn (1)
02:59	34 MARBLE J substitution out			
02:59	11 GARCIA A substitution in			
02:59		<b>65-65</b>	<b>0</b>	0 LAWRENCE T 1&1 free throw 1 made (1)
02:59		<b>65-66</b>	<b>-1</b>	0 LAWRENCE T 1&1 free throw 2 made (2)
02:44	4 TAYLOR IV W 2pt FG in the paint, driving layup missed			
02:42	11 GARCIA A offensive rebound (5)			
02:38	0 DENNIS D foul offensive (4 - 8)			42 MILLORA-BROWN Q foul drawn (6)
02:38	0 DENNIS D turnover offensive (2)			
02:38	0 DENNIS D substitution out			
02:38	20 GORDON A substitution in			
02:19				0 LAWRENCE T turnover out of bounds (2)
02:19	20 GORDON A substitution out			
02:19	0 DENNIS D substitution in			
02:16	23 RADFORD T foul drawn (4)			42 MILLORA-BROWN Q foul shooting (4 - 12)
02:16	23 RADFORD T free throw 1 - 2 made (14)	<b>66-66</b>	<b>0</b>	
02:16	4 TAYLOR IV W substitution out			
02:16	20 GORDON A substitution in			
02:16	23 RADFORD T free throw 2 - 2 missed			
02:14				10 STUTE M defensive rebound (3)
01:52				5 MANJON E 2pt FG outside the paint, jump shot missed
01:48	0 DENNIS D defensive rebound (1)			
01:41	Timeout 30 Sec			
01:41	Timeout media			
01:41	20 GORDON A substitution out			
01:41	4 TAYLOR IV W substitution in			
01:26	0 DENNIS D 2pt FG in the paint, driving layup missed			
01:23	11 GARCIA A offensive rebound (6)			
01:19	Timeout 30 Sec			
01:19				0 LAWRENCE T substitution out
01:19				4 WRIGHT J substitution in
01:08	4 TAYLOR IV W 2pt FG second chance outside the paint, jump shot missed			
01:03	11 GARCIA A offensive rebound (7)			
01:03	11 GARCIA A 2pt FG second chance in the paint, layup made (4)	<b>68-66</b>	<b>2</b>	
00:43	4 TAYLOR IV W steal (1)			4 WRIGHT J turnover lost ball (2)
00:43	4 TAYLOR IV W foul drawn (4)			5 MANJON E foul personal (2 - 13)
00:43	4 TAYLOR IV W free throw 1 - 2 made (13)	<b>69-66</b>	<b>3</b>	
00:43	4 TAYLOR IV W free throw 2 - 2 made (14)	<b>70-66</b>	<b>4</b>	
00:43	4 TAYLOR IV W substitution out			
00:43	20 GORDON A substitution in			
00:38				Timeout 30 Sec
00:31				10 STUTE M 3pt FG , jump shot missed
00:28	15 COLEMAN III H defensive rebound (6)			
00:29	15 COLEMAN III H foul drawn (5)			12 THOMAS T foul personal (1 - 14)



**Vanderbilt at Texas A&M**

01/28/23 Reed Arena, Bryan-College Station  
2022-23 Men's Basketball

**Game Time:** 7:30 PM  
**Game Duration:** 2:18  
**Attendance:** 12,646

**Officials:** Mike Nance, Olandis Poole, Rob Rorke

Game Time	TAMU	Score	Diff	VAND
00:29	15 COLEMAN III H free throw 1 - 2 missed			
00:29	offensive dead ball rebound (5)			
00:29	15 COLEMAN III H free throw 2 - 2 made (18)	<b>71-66</b>	<b>5</b>	
00:25				Timeout 30 Sec
00:21				12 THOMAS T 3pt FG , jump shot missed
00:17				42 MILLORA-BROWN Q offensive rebound (6)
00:15				4 WRIGHT J 3pt FG second chance, jump shot missed
00:11	0 DENNIS D defensive rebound (2)			
00:13	0 DENNIS D foul drawn (2)			42 MILLORA-BROWN Q foul personal (5 - 15)
00:13				42 MILLORA-BROWN Q substitution out
00:13				20 ANSONG E substitution in
00:13	0 DENNIS D free throw 1 - 2 missed			
00:13	offensive dead ball rebound (6)			
00:13	0 DENNIS D free throw 2 - 2 missed			
00:12				4 WRIGHT J defensive rebound (5)
00:06				12 THOMAS T 3pt FG , jump shot missed
00:04	11 GARCIA A defensive rebound (8)			
00:04	11 GARCIA A foul drawn (3)			10 STUTE M foul personal (2 - 16)
00:04	11 GARCIA A free throw 1 - 2 missed			
00:04	offensive dead ball rebound (7)			
00:04	11 GARCIA A free throw 2 - 2 made (5)	<b>72-66</b>	<b>6</b>	
<b>END OF GAME</b>				
<b>TAMU 72-66 VAND</b>				



Vanderbilt at Texas A&M

01/28/23 Reed Arena, Bryan-College Station  
2022-23 Men's Basketball

Game Time: 7:30 PM  
Game Duration: 2:18  
Attendance: 12,646

Officials: Mike Nance, Olandis Poole, Rob Rorke

Vanderbilt - 32

NO.	Name	F	Min	FG	3P	FT	Rebounds			Fouls		TP	AS	TO	ST	Blocks		+/-
				M-A	M-A	M-A	OR	DR	TOT	PF	FD					BS	BA	
1	Colin Smith	F	00:00	0-0	0-0	0-0	0	0	0	0	0	0	0	0	0	0	0	0
42	Quentin Millora-Brown	F	15:08	1-1	0-0	0-0	3	2	5	3	3	2	0	0	0	0	0	0
0	Tyrin Lawrence	G	08:53	0-0	0-0	2-2	0	1	1	4	1	2	2	2	0	0	0	3
3	Paul Lewis	G	00:00	0-0	0-0	0-0	0	0	0	0	0	0	0	0	0	0	0	0
4	Jordan Wright	G	09:38	3-6	1-3	2-2	1	1	2	2	1	9	0	2	1	0	0	-4
5	Ezra Manjon		20:00	0-4	0-0	0-0	1	2	3	1	2	0	4	0	0	0	2	-10
12	Trey Thomas		16:51	2-7	2-7	0-0	1	0	1	1	0	6	0	0	0	0	0	-10
20	Emmanuel Ansong		07:26	2-3	0-0	0-0	0	0	0	2	1	4	0	0	0	0	0	-14
23	Malik Dia		04:38	0-2	0-1	0-0	0	0	0	2	0	0	0	0	0	0	0	-9
10	Myles Stute		17:26	3-9	3-9	0-0	1	1	2	1	0	9	1	1	0	0	0	-6
Team							0	1	1			0		0				
<b>Totals</b>				11-32	6-20	4-4	7	8	15	16	8	32	7	5	1	0	2	-10

Shooting By Period		
2 <sup>nd</sup> FG%	11-32	34.4%
3PT%	6-20	30.0%
FT%	4-4	100%
GM FG%	11-32	34.4%
3PT%	6-20	30.0%
FT%	4-4	100.0%

Dead Ball Rebounds: 0, 0

Technical Fouls::NONE

Texas A&M - 42

NO.	Name	F	Min	FG	3P	FT	Rebounds			Fouls		TP	AS	TO	ST	Blocks		+/-
				M-A	M-A	M-A	OR	DR	TOT	PF	FD					BS	BA	
15	Henry Coleman III	F	18:31	3-4	0-0	2-3	0	2	2	1	2	8	0	0	0	0	0	10
34	Julius Marble	F	06:14	0-0	0-0	1-2	1	1	2	3	1	1	0	1	0	0	0	-1
0	Dexter Dennis	G	09:18	0-3	0-1	0-2	0	2	2	2	1	0	0	1	0	1	0	9
4	Wade Taylor IV	G	16:51	3-9	1-4	7-7	0	5	5	0	4	14	3	1	1	0	0	12
23	Tyrece Radford	G	17:52	2-2	0-0	4-8	0	1	1	1	4	8	2	1	0	1	0	3
20	Andre Gordon		09:02	1-1	0-0	1-2	0	0	0	0	1	3	1	0	0	0	0	5
11	Andersson Garcia		15:15	2-2	0-0	1-2	6	2	8	1	3	5	0	0	0	0	0	11
2	Hayden Hefner		06:57	1-2	1-1	0-0	0	1	1	0	0	3	0	0	0	0	0	1
Team							0	0	0			0		0				
<b>Totals</b>				12-23	2-6	16-26	7	14	21	8	16	42	6	4	1	2	0	10

Shooting By Period		
2 <sup>nd</sup> FG%	12-23	52.2%
3PT%	2-6	33.3%
FT%	16-26	61.5%
GM FG%	12-23	52.2%
3PT%	2-6	33.3%
FT%	16-26	61.5%

Dead Ball Rebounds: 6, 0

Technical Fouls::NONE

	VAND	TAMU
Biggest lead	8 (2 <sup>nd</sup> 18:38)	13 (2 <sup>nd</sup> 8:29)
Best Scoring Run	8(2 <sup>nd</sup> 6:19)	12(2 <sup>nd</sup> 8:29)
Lead Changes	3	
Times Tied	5	
Time with Lead	05:54	11:28

Points from	VAND	TAMU
Turnovers	3	7
Paint	8	20
Second Chance	10	7
Fast Breaks	2	2
Bench	19	11

	Period by Period Scoring		
	1st	2nd	TOT
VAND	34	32	66
TAMU	30	42	72



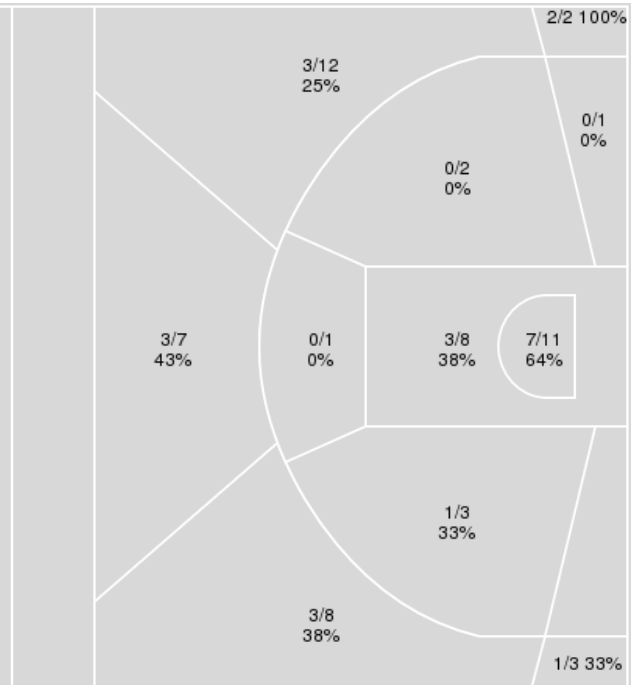
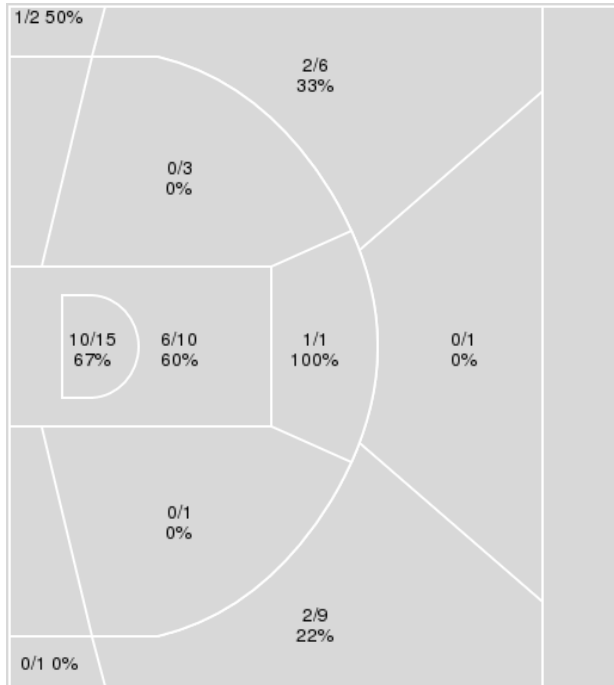
**Officials:** Mike Nance, Olandis Poole, Rob Rorke

{ Players => All; } FG Types => All; Results => All;

{ Players => All; } FG Types => All; Results => All;

**Texas A&M**

**Vanderbilt**



Texas A&M	M/A	%
Field Goals	22/49	45
2 Points	17/30	57
3 Points	5/19	26
Free Throws	23/36	64

Vanderbilt	M/A	%
Field Goals	23/58	40
2 Points	11/26	42
3 Points	12/32	38
Free Throws	8/11	73



**Vanderbilt at Texas A&M**

01/28/23 Reed Arena, Bryan-College Station  
2022-23 Men's Basketball

Game Time: 7:30 PM  
Game Duration: 2:18  
Attendance: 12,646

Officials: Mike Nance, Olandis Poole, Rob Rorke

**Vanderbilt**

No	Name	Mins		Score		Points Diff		Points per Min		Assists		Rebounds		Steals		Turnovers	
		On	Off	On	Off	On	Off	On	Off	On	Off	On	Off	On	Off	On	Off
0	Tyrin Lawrence	19:54	20:06	29 - 29	37 - 43	0	-6	1.46	1.84	9	7	19	12	3	2	9	2
1	Colin Smith	04:14	35:46	4 - 8	62 - 64	-4	-2	0.94	1.73	2	14	4	27	2	3	3	8
3	Paul Lewis	04:14	35:46	4 - 8	62 - 64	-4	-2	0.94	1.73	2	14	4	27	2	3	3	8
4	Jordan Wright	23:58	16:02	32 - 40	34 - 32	-8	2	1.34	2.12	8	8	23	8	4	1	8	3
5	Ezra Manjon	34:13	05:47	58 - 60	8 - 12	-2	-4	1.70	1.38	13	3	25	6	3	2	8	3
10	Myles Stute	33:12	06:48	59 - 57	7 - 15	2	-8	1.78	1.03	13	3	27	4	3	2	8	3
12	Trey Thomas	27:23	12:37	51 - 54	15 - 18	-3	-3	1.86	1.19	11	5	17	14	2	3	4	7
20	Emmanuel Ansong	15:19	24:41	31 - 39	35 - 33	-8	2	2.02	1.42	7	9	8	23	1	4	1	10
23	Malik Dia	11:09	28:51	23 - 23	43 - 49	0	-6	2.06	1.49	5	11	5	26	1	4	2	9
42	Quentin Millora-Brown	26:24	13:36	39 - 42	27 - 30	-3	-3	1.48	1.99	10	6	23	8	4	1	9	2

**Texas A&M**

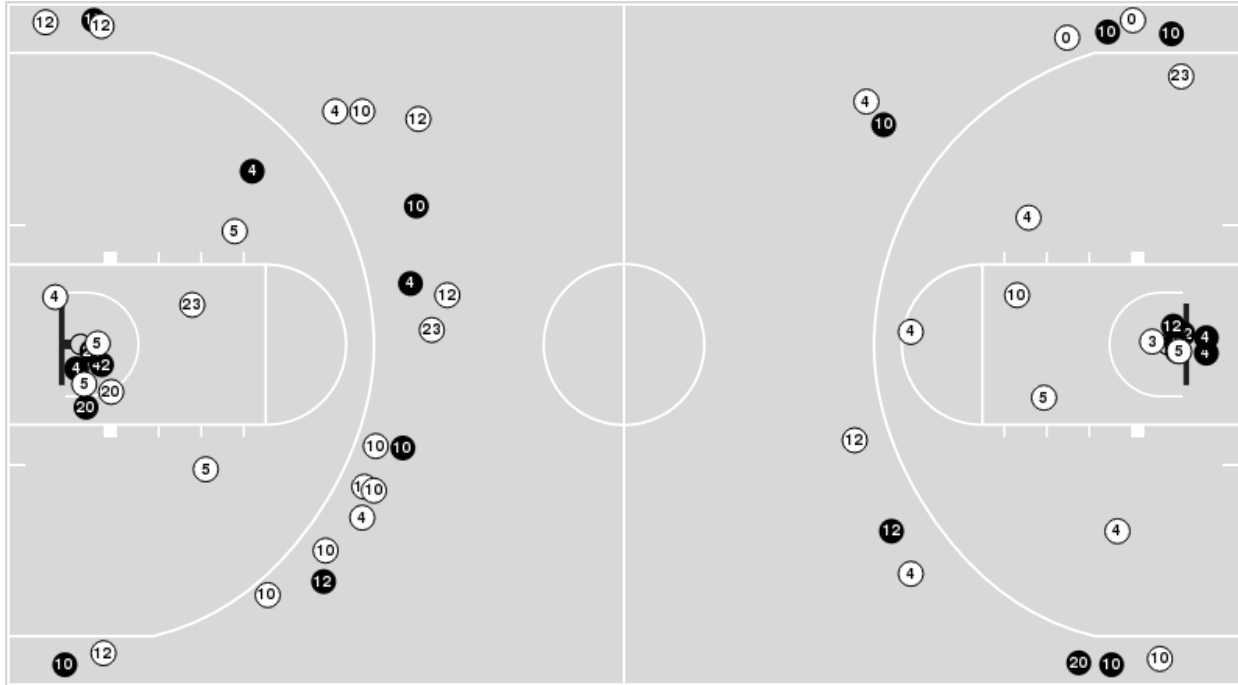
No	Name	Mins		Score		Points Diff		Points per Min		Assists		Rebounds		Steals		Turnovers	
		On	Off	On	Off	On	Off	On	Off	On	Off	On	Off	On	Off	On	Off
0	Dexter Dennis	25:04	14:56	49 - 39	23 - 27	10	-4	1.95	1.54	8	4	28	9	3	1	5	4
2	Hayden Hefner	16:23	23:37	25 - 30	47 - 36	-5	11	1.53	1.99	5	7	15	22	0	4	3	6
4	Wade Taylor IV	33:42	06:18	66 - 56	6 - 10	10	-4	1.96	0.95	12	0	29	8	4	0	8	1
11	Andersson Garcia	21:46	18:14	43 - 41	29 - 25	2	4	1.98	1.59	6	6	19	18	2	2	5	4
15	Henry Coleman III	36:17	03:43	64 - 54	8 - 12	10	-4	1.76	2.15	10	2	35	2	4	0	9	0
20	Andre Gordon	17:58	22:02	27 - 28	45 - 38	-1	7	1.50	2.04	4	8	18	19	1	3	4	5
23	Tyrece Radford	33:00	07:00	59 - 53	13 - 13	6	0	1.79	1.86	9	3	30	7	4	0	8	1
34	Julius Marble	15:50	24:10	27 - 29	45 - 37	-2	8	1.71	1.86	6	6	11	26	2	2	3	6



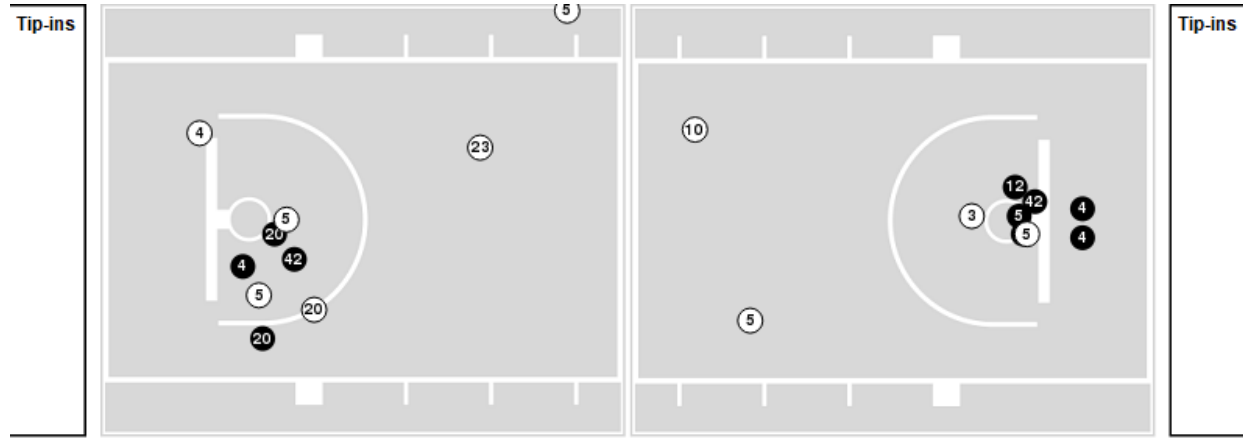


Players => AllFG Types=>AllResults=>All  
**Vanderbilt**

**All Field Goals**



**Blow Up Chart**



● Made    ○ Missed    N - Player Number

Vanderbilt	M/A	%
Field Goals	23/58	40
2 Points	11/26	42
3 Points	12/32	38
Free Throws	8/11	73

Vanderbilt	M/A	%
Points in the Paint	20 (10 / 19)	53
Fast Break Points	5 (3/4)	75
Second Chance Points	12 (6/12)	50
Effective FG%	50	

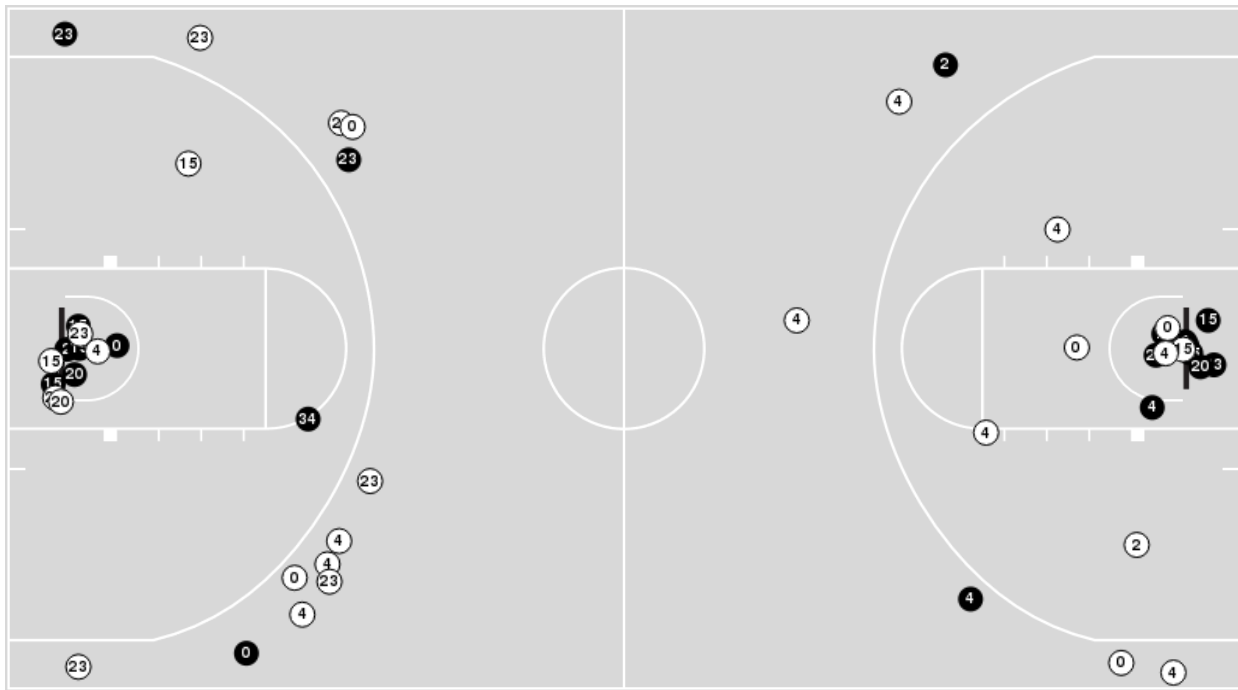


**Officials:** Mike Nance, Olandis Poole, Rob Rorke

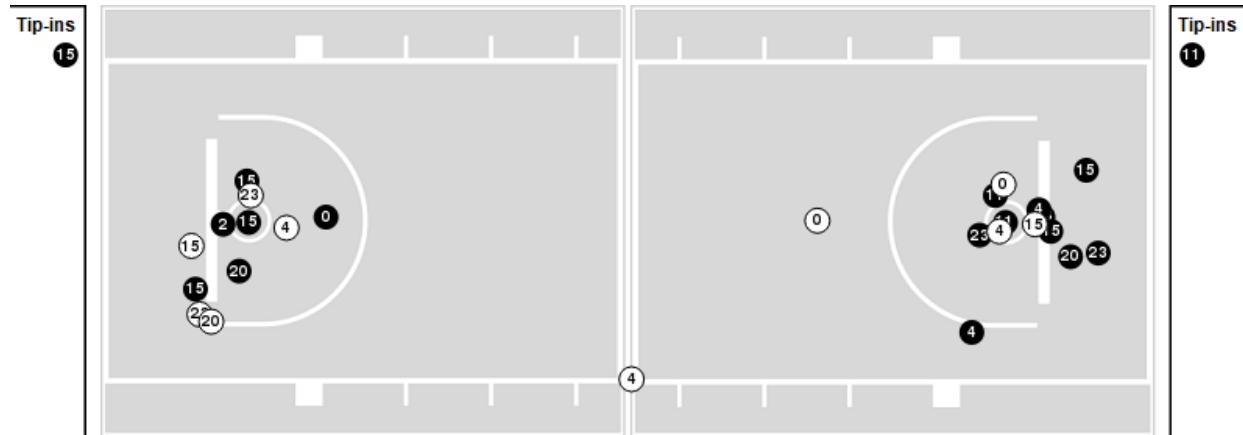
Players => AllFG Types=>AllResults=>All

**Texas A&M**

**All Field Goals**



**Blow Up Chart**



● Made ○ Missed N - Player Number

Texas A&M	M/A	%
Field Goals	22/49	45
2 Points	17/30	57
3 Points	5/19	26
Free Throws	23/36	64

Texas A&M	M/A	%
Points in the Paint	32 (16 / 25)	64
Fast Break Points	5 (2/2)	100
Second Chance Points	11 (5/11)	45
Effective FG%	50	



**Vanderbilt at Texas A&M**

01/28/23 Reed Arena, Bryan-College Station  
2022-23 Men's Basketball

**Game Time:** 7:30 PM  
**Game Duration:** 2:18  
**Attendance:** 12,646

**Officials:** Mike Nance, Olandis Poole, Rob Rorke

**Vanderbilt**

Lineup	Quarter On	Time On	Quarter Off	Time Off	Time on Court	Score	Score Diff	Reb	Stl	Tov	Ass	PPP
0- Lawrence T/ 1- Smith C/ 3- Lewis P/ 4- Wright J/ 42- Millora-Brown Q/	1	20:00	1	15:46	04:14	4-8	-4	4	2	3	2	0.5714
0- Lawrence T/ 4- Wright J/ 5- Manjon E/ 10- Stute M/ 42- Millora-Brown Q/	1	15:46	1	15:07	00:39	0-3	-3	0	0	0	0	0.0000
0- Lawrence T/ 4- Wright J/ 5- Manjon E/ 10- Stute M/ 23- Dia M/	1	15:07	1	12:54	02:13	5-0	5	2	0	2	2	1.2500
4- Wright J/ 5- Manjon E/ 10- Stute M/ 12- Thomas T/ 23- Dia M/	1	12:54	1	12:36	00:18	0-0	0	0	0	0	0	0.0000
5- Manjon E/ 10- Stute M/ 12- Thomas T/ 20- Ansong E/ 23- Dia M/	1	12:36	1	08:36	04:00	11-7	4	1	1	0	2	1.7405
5- Manjon E/ 10- Stute M/ 12- Thomas T/ 20- Ansong E/ 42- Millora-Brown Q/	1	08:36	1	06:56	01:40	6-2	4	2	0	1	2	2.0000
4- Wright J/ 5- Manjon E/ 10- Stute M/ 12- Thomas T/ 42- Millora-Brown Q/	1	06:56	1	03:55	03:01	3-4	-1	2	0	0	0	1.0417
0- Lawrence T/ 4- Wright J/ 5- Manjon E/ 10- Stute M/ 42- Millora-Brown Q/	1	03:55	1	02:13	01:42	1-0	1	3	1	0	0	0.2577
0- Lawrence T/ 4- Wright J/ 5- Manjon E/ 10- Stute M/ 20- Ansong E/	1	02:13	1	01:33	00:40	0-2	-2	0	0	0	0	0.0000
0- Lawrence T/ 4- Wright J/ 10- Stute M/ 12- Thomas T/ 20- Ansong E/	1	01:33	2	20:00	01:33	4-4	0	2	0	0	1	2.0000
0- Lawrence T/ 4- Wright J/ 5- Manjon E/ 10- Stute M/ 42- Millora-Brown Q/	2	20:00	2	16:51	03:09	5-5	0	5	0	2	1	0.8503
0- Lawrence T/ 5- Manjon E/ 10- Stute M/ 12- Thomas T/ 42- Millora-Brown Q/	2	16:51	2	14:45	02:06	5-6	-1	0	0	1	2	1.6667
5- Manjon E/ 10- Stute M/ 12- Thomas T/ 20- Ansong E/ 23- Dia M/	2	14:45	2	10:07	04:38	7-16	-9	2	0	0	1	1.0000
5- Manjon E/ 10- Stute M/ 12- Thomas T/ 20- Ansong E/ 42- Millora-Brown Q/	2	10:07	2	10:07	00:00	0-0	0	0	0	0	0	0.0000
4- Wright J/ 5- Manjon E/ 12- Thomas T/ 20- Ansong E/ 42- Millora-Brown Q/	2	10:07	2	07:33	02:34	3-7	-4	0	0	0	1	0.7500
4- Wright J/ 5- Manjon E/ 10- Stute M/ 12- Thomas T/ 42- Millora-Brown Q/	2	07:33	2	04:57	02:36	7-1	6	3	1	0	1	1.7500
0- Lawrence T/ 5- Manjon E/ 10- Stute M/ 12- Thomas T/ 42- Millora-Brown Q/	2	04:57	2	01:19	03:38	5-1	4	3	0	1	1	1.2887
4- Wright J/ 5- Manjon E/ 10- Stute M/ 12- Thomas T/ 42- Millora-Brown Q/	2	01:19	2	00:13	01:05	0-5	-5	1	0	1	0	0.0000
4- Wright J/ 5- Manjon E/ 10- Stute M/ 12- Thomas T/ 20- Ansong E/	2	00:13	2	00:00	00:14	0-1	-1	1	0	0	0	0.0000



Vanderbilt at Texas A&M

01/28/23 Reed Arena, Bryan-College Station  
2022-23 Men's Basketball

Game Time: 7:30 PM  
Game Duration: 2:18  
Attendance: 12,646

Officials: Mike Nance, Olandis Poole, Rob Rorke

Texas A&M

Lineup	Quarter On	Time On	Quarter Off	Time Off	Time on Court	Score	Score Diff	Reb	Stl	Tov	Ass	PPP
0- Dennis D/ 4- Taylor IV W/ 15- Coleman III H/ 23- Radford T/ 34- Marble J/	1	20:00	1	15:07	04:53	11-4	7	4	2	2	3	1.3033
4- Taylor IV W/ 11- Garcia A/ 15- Coleman III H/ 20- Gordon A/ 23- Radford T/	1	15:07	1	13:15	01:52	0-5	-5	0	1	1	0	0.0000
0- Dennis D/ 11- Garcia A/ 15- Coleman III H/ 20- Gordon A/ 23- Radford T/	1	13:15	1	10:50	02:25	2-2	0	2	0	1	0	0.6944
0- Dennis D/ 11- Garcia A/ 20- Gordon A/ 23- Radford T/ 34- Marble J/	1	10:50	1	10:06	00:44	1-3	-2	0	0	0	0	0.6944
0- Dennis D/ 2- Hefner H/ 4- Taylor IV W/ 11- Garcia A/ 34- Marble J/	1	10:06	1	08:36	01:30	4-6	-2	0	0	0	1	2.1277
0- Dennis D/ 2- Hefner H/ 4- Taylor IV W/ 15- Coleman III H/ 34- Marble J/	1	08:36	1	06:56	01:40	2-6	-4	0	0	0	0	0.8197
2- Hefner H/ 4- Taylor IV W/ 15- Coleman III H/ 23- Radford T/ 34- Marble J/	1	06:56	1	06:07	00:49	0-0	0	1	0	0	0	0.0000
0- Dennis D/ 2- Hefner H/ 4- Taylor IV W/ 15- Coleman III H/ 23- Radford T/	1	06:07	1	03:55	02:12	4-3	1	3	0	0	1	1.3333
0- Dennis D/ 2- Hefner H/ 4- Taylor IV W/ 15- Coleman III H/ 20- Gordon A/	1	03:55	1	02:13	01:42	0-1	-1	4	0	1	0	0.0000
0- Dennis D/ 4- Taylor IV W/ 15- Coleman III H/ 20- Gordon A/ 23- Radford T/	1	02:13	1	01:33	00:40	2-0	2	2	0	0	0	2.0000
2- Hefner H/ 4- Taylor IV W/ 15- Coleman III H/ 20- Gordon A/ 23- Radford T/	1	01:33	2	20:00	01:33	4-4	0	0	0	0	1	1.3889
0- Dennis D/ 4- Taylor IV W/ 15- Coleman III H/ 23- Radford T/ 34- Marble J/	2	20:00	2	19:04	00:56	0-2	-2	1	0	0	0	0.0000
4- Taylor IV W/ 15- Coleman III H/ 20- Gordon A/ 23- Radford T/ 34- Marble J/	2	19:04	2	17:12	01:52	5-3	2	1	0	1	1	1.1905
4- Taylor IV W/ 11- Garcia A/ 15- Coleman III H/ 20- Gordon A/ 23- Radford T/	2	17:12	2	13:30	03:42	10-5	5	3	0	0	2	2.0000
0- Dennis D/ 4- Taylor IV W/ 11- Garcia A/ 15- Coleman III H/ 23- Radford T/	2	13:30	2	13:30	00:00	2-0	2	0	0	0	0	2.2727
0- Dennis D/ 4- Taylor IV W/ 11- Garcia A/ 23- Radford T/ 34- Marble J/	2	13:30	2	12:01	01:29	3-3	0	2	0	0	1	1.5000
0- Dennis D/ 4- Taylor IV W/ 11- Garcia A/ 15- Coleman III H/ 23- Radford T/	2	12:01	2	11:11	00:50	4-4	0	0	0	0	0	2.1277
0- Dennis D/ 2- Hefner H/ 4- Taylor IV W/ 11- Garcia A/ 15- Coleman III H/	2	11:11	2	09:03	02:08	7-0	7	3	0	0	2	2.4306
2- Hefner H/ 4- Taylor IV W/ 11- Garcia A/ 15- Coleman III H/ 23- Radford T/	2	09:03	2	05:33	03:30	3-8	-5	2	0	2	0	0.6757
2- Hefner H/ 15- Coleman III H/ 20- Gordon A/ 23- Radford T/ 34- Marble J/	2	05:33	2	04:20	01:13	1-2	-1	2	0	0	0	1.1364
2- Hefner H/ 4- Taylor IV W/ 15- Coleman III H/ 23- Radford T/ 34- Marble J/	2	04:20	2	04:14	00:06	0-0	0	0	0	0	0	0.0000
0- Dennis D/ 11- Garcia A/ 15- Coleman III H/ 20- Gordon A/ 23- Radford T/	2	04:14	2	03:37	00:37	0-3	-3	0	0	0	0	0.0000
0- Dennis D/ 4- Taylor IV W/ 15- Coleman III H/ 23- Radford T/ 34- Marble J/	2	03:37	2	02:59	00:38	0-0	0	0	0	0	0	0.0000
0- Dennis D/ 4- Taylor IV W/ 11- Garcia A/ 15- Coleman III H/ 23- Radford T/	2	02:59	2	02:38	00:21	0-2	-2	1	0	1	0	0.0000
4- Taylor IV W/ 11- Garcia A/ 15- Coleman III H/ 20- Gordon A/ 23- Radford T/	2	02:38	2	02:19	00:19	0-0	0	0	0	0	0	0.0000
0- Dennis D/ 4- Taylor IV W/ 11- Garcia A/ 15- Coleman III H/ 23- Radford T/	2	02:19	2	02:16	00:03	1-0	1	0	0	0	0	2.2727
0- Dennis D/ 11- Garcia A/ 15- Coleman III H/ 20- Gordon A/ 23- Radford T/	2	02:16	2	01:41	00:35	0-0	0	1	0	0	0	0.0000
0- Dennis D/ 4- Taylor IV W/ 11- Garcia A/ 15- Coleman III H/ 23- Radford T/	2	01:41	2	00:43	00:57	4-0	4	2	1	0	0	2.1277
0- Dennis D/ 11- Garcia A/ 15- Coleman III H/ 20- Gordon A/ 23- Radford T/	2	00:43	2	00:00	00:44	2-0	2	3	0	0	0	0.7576



**Vanderbilt at Texas A&M**

01/28/23 Reed Arena, Bryan-College Station  
2022-23 Men's Basketball

**Game Time:** 7:30 PM  
**Game Duration:** 2:18  
**Attendance:** 12,646

**Officials:** Mike Nance, Olandis Poole, Rob Rorke

**Vanderbilt**

Lineup	Time	Score	Score Diff	Pts/Min	Reb	Stl	Tov	Ass	PPP
5- Manjon E/ 10- Stute M/ 12- Thomas T/ 20- Ansong E/ 23- Dia M/	08:38	18-23	-5	2.0849	3	1	0	3	1.3514
4- Wright J/ 5- Manjon E/ 10- Stute M/ 12- Thomas T/ 42- Millora-Brown Q/	06:42	10-10	0	1.4925	6	1	1	1	1.0121
0- Lawrence T/ 5- Manjon E/ 10- Stute M/ 12- Thomas T/ 42- Millora-Brown Q/	05:44	10-7	3	1.7442	3	0	2	3	1.4535
0- Lawrence T/ 4- Wright J/ 5- Manjon E/ 10- Stute M/ 42- Millora-Brown Q/	05:30	6-8	-2	1.0909	8	1	2	1	0.5576
0- Lawrence T/ 1- Smith C/ 3- Lewis P/ 4- Wright J/ 42- Millora-Brown Q/	04:14	4-8	-4	0.9449	4	2	3	2	0.5714
4- Wright J/ 5- Manjon E/ 12- Thomas T/ 20- Ansong E/ 42- Millora-Brown Q/	02:34	3-7	-4	1.1688	0	0	0	1	0.7500
0- Lawrence T/ 4- Wright J/ 5- Manjon E/ 10- Stute M/ 23- Dia M/	02:13	5-0	5	2.2556	2	0	2	2	1.2500
5- Manjon E/ 10- Stute M/ 12- Thomas T/ 20- Ansong E/ 42- Millora-Brown Q/	01:40	6-2	4	3.6000	2	0	1	2	2.0000
0- Lawrence T/ 4- Wright J/ 10- Stute M/ 12- Thomas T/ 20- Ansong E/	01:33	4-4	0	2.5806	2	0	0	1	2.0000
0- Lawrence T/ 4- Wright J/ 5- Manjon E/ 10- Stute M/ 20- Ansong E/	00:40	0-2	-2	0.0000	0	0	0	0	0.0000
4- Wright J/ 5- Manjon E/ 10- Stute M/ 12- Thomas T/ 23- Dia M/	00:18	0-0	0	0.0000	0	0	0	0	0.0000
4- Wright J/ 5- Manjon E/ 10- Stute M/ 12- Thomas T/ 20- Ansong E/	00:14	0-1	-1	0.0000	1	0	0	0	0.0000



**Vanderbilt at Texas A&M**

01/28/23 Reed Arena, Bryan-College Station  
2022-23 Men's Basketball

Game Time: 7:30 PM

Game Duration: 2:18

Attendance: 12,646

Officials: Mike Nance, Olandis Poole, Rob Rorke

**Texas A&M**

Lineup	Time	Score	Score Diff	Pts/Min	Reb	Stl	Tov	Ass	PPP
0- Dennis D/ 4- Taylor IV W/ 15- Coleman III H/ 23- Radford T/ 34- Marble J/	06:27	11-6	5	1.7054	5	2	2	3	1.0536
4- Taylor IV W/ 11- Garcia A/ 15- Coleman III H/ 20- Gordon A/ 23- Radford T/	05:53	10-10	0	1.6997	3	1	1	2	1.2500
0- Dennis D/ 11- Garcia A/ 15- Coleman III H/ 20- Gordon A/ 23- Radford T/	04:21	4-5	-1	0.9195	6	0	1	0	0.6250
2- Hefner H/ 4- Taylor IV W/ 11- Garcia A/ 15- Coleman III H/ 23- Radford T/	03:30	3-8	-5	0.8571	2	0	2	0	0.6757
0- Dennis D/ 2- Hefner H/ 4- Taylor IV W/ 15- Coleman III H/ 23- Radford T/	02:12	4-3	1	1.8182	3	0	0	1	1.3333
0- Dennis D/ 4- Taylor IV W/ 11- Garcia A/ 15- Coleman III H/ 23- Radford T/	02:11	11-6	5	5.0382	3	1	1	0	1.8092
0- Dennis D/ 2- Hefner H/ 4- Taylor IV W/ 11- Garcia A/ 15- Coleman III H/	02:08	7-0	7	3.2813	3	0	0	2	2.4306
4- Taylor IV W/ 15- Coleman III H/ 20- Gordon A/ 23- Radford T/ 34- Marble J/	01:52	5-3	2	2.6786	1	0	1	1	1.1905
0- Dennis D/ 2- Hefner H/ 4- Taylor IV W/ 15- Coleman III H/ 20- Gordon A/	01:42	0-1	-1	0.0000	4	0	1	0	0.0000
0- Dennis D/ 2- Hefner H/ 4- Taylor IV W/ 15- Coleman III H/ 34- Marble J/	01:40	2-6	-4	1.2000	0	0	0	0	0.8197
2- Hefner H/ 4- Taylor IV W/ 15- Coleman III H/ 20- Gordon A/ 23- Radford T/	01:33	4-4	0	2.5806	0	0	0	1	1.3889
0- Dennis D/ 2- Hefner H/ 4- Taylor IV W/ 11- Garcia A/ 34- Marble J/	01:30	4-6	-2	2.6667	0	0	0	1	2.1277
0- Dennis D/ 4- Taylor IV W/ 11- Garcia A/ 23- Radford T/ 34- Marble J/	01:29	3-3	0	2.0225	2	0	0	1	1.5000
2- Hefner H/ 15- Coleman III H/ 20- Gordon A/ 23- Radford T/ 34- Marble J/	01:13	1-2	-1	0.8219	2	0	0	0	1.1364
2- Hefner H/ 4- Taylor IV W/ 15- Coleman III H/ 23- Radford T/ 34- Marble J/	00:55	0-0	0	0.0000	1	0	0	0	0.0000
0- Dennis D/ 11- Garcia A/ 20- Gordon A/ 23- Radford T/ 34- Marble J/	00:44	1-3	-2	1.3636	0	0	0	0	0.6944
0- Dennis D/ 4- Taylor IV W/ 15- Coleman III H/ 20- Gordon A/ 23- Radford T/	00:40	2-0	2	3.0000	2	0	0	0	2.0000