



Vanderbilt at Tennessee

01/10/23 Thompson-Boling Arena, Knoxville, Tennessee
2022-23 Tennessee Men's Basketball

Game Time: 9:05 PM
Game Duration: 1:51
Attendance: 16,255

Officials: Don Daily, Patrick Evans, Owen Shortt

Vanderbilt - 68

Record: 8-8 (1-2)

| NO. | Name | Min | FG | | | Rebounds | | | Fouls | | TP | AS | TO | ST | Blocks | | +/- |
|---------------|-----------------------|---------|-------|------|-------|----------|----|-----|-------|----|----|----|----|----|--------|----|-----|
| | | | M-A | M-A | M-A | OR | DR | TOT | PF | FD | | | | | BS | BA | |
| 1 | Colin Smith | F 16:00 | 0-3 | 0-3 | 0-0 | 1 | 1 | 2 | 0 | 0 | 0 | 2 | 0 | 0 | 0 | 0 | -5 |
| 10 | Myles Stute | F 28:58 | 1-5 | 1-3 | 2-2 | 1 | 6 | 7 | 3 | 3 | 5 | 0 | 1 | 2 | 0 | 1 | 0 |
| 42 | Quentin Millora-Brown | F 08:12 | 0-0 | 0-0 | 0-0 | 0 | 0 | 0 | 2 | 0 | 0 | 1 | 2 | 0 | 0 | 0 | -12 |
| 0 | Tyrin Lawrence | G 20:57 | 2-6 | 0-2 | 1-1 | 0 | 2 | 2 | 0 | 2 | 5 | 1 | 0 | 1 | 0 | 3 | -2 |
| 12 | Trey Thomas | G 16:58 | 1-6 | 1-4 | 0-0 | 0 | 0 | 0 | 2 | 0 | 3 | 1 | 1 | 1 | 0 | 0 | -7 |
| 5 | Ezra Manjon | 27:01 | 2-7 | 0-0 | 2-2 | 0 | 0 | 0 | 1 | 2 | 6 | 1 | 1 | 0 | 0 | 1 | -5 |
| 21 | Liam Robbins | 23:45 | 4-9 | 0-3 | 10-12 | 4 | 3 | 7 | 3 | 7 | 18 | 1 | 2 | 0 | 3 | 0 | -6 |
| 4 | Jordan Wright | 24:00 | 6-10 | 1-3 | 0-0 | 2 | 3 | 5 | 3 | 0 | 13 | 0 | 0 | 3 | 0 | 0 | -4 |
| 2 | Noah Shelby | 15:04 | 3-7 | 3-7 | 3-3 | 0 | 1 | 1 | 1 | 1 | 12 | 0 | 0 | 0 | 0 | 0 | -4 |
| 20 | Emmanuel Ansong | 11:02 | 0-2 | 0-2 | 0-0 | 0 | 0 | 0 | 0 | 0 | 0 | 0 | 0 | 0 | 0 | 0 | -9 |
| 34 | Lee Dort | 08:03 | 3-3 | 0-0 | 0-0 | 2 | 0 | 2 | 0 | 0 | 6 | 0 | 0 | 0 | 1 | 0 | 9 |
| Team | | | | | | 2 | 2 | 4 | | | 0 | | 1 | | | | |
| Totals | | | 22-58 | 6-27 | 18-20 | 12 | 18 | 30 | 15 | 15 | 68 | 7 | 8 | 7 | 4 | 5 | -9 |

| Shooting By Period | | |
|--------------------|-------|-------|
| 1st FG% | 13-31 | 41.9% |
| 3PT% | 5-13 | 38.5% |
| FT% | 8-9 | 88.9% |
| 2nd FG% | 9-27 | 33.3% |
| 3PT% | 1-14 | 7.1% |
| FT% | 10-11 | 90.9% |
| GM FG% | 22-58 | 37.9% |
| 3PT% | 6-27 | 22.2% |
| FT% | 18-20 | 90.0% |

Dead Ball Rebounds: 2, 0

Technical Fouls::NONE

Tennessee - 77

Record: 14-2 (4-0)

| NO. | Name | Min | FG | | | Rebounds | | | Fouls | | TP | AS | TO | ST | Blocks | | +/- |
|---------------|---------------------|---------|-------|------|-------|----------|----|-----|-------|----|----|----|----|----|--------|----|-----|
| | | | M-A | M-A | M-A | OR | DR | TOT | PF | FD | | | | | BS | BA | |
| 2 | Julian Phillips | F 28:34 | 6-9 | 0-1 | 3-4 | 2 | 4 | 6 | 2 | 4 | 15 | 3 | 1 | 1 | 1 | 0 | 11 |
| 13 | Olivier Nkamhoua | F 28:53 | 2-7 | 0-1 | 2-2 | 2 | 3 | 5 | 1 | 1 | 6 | 2 | 1 | 0 | 1 | 0 | 6 |
| 33 | Uros Plavsic | F 14:42 | 4-7 | 0-0 | 3-3 | 4 | 2 | 6 | 1 | 2 | 11 | 0 | 0 | 3 | 1 | 2 | 17 |
| 4 | Tyreke Key | G 24:28 | 3-8 | 2-4 | 0-0 | 2 | 0 | 2 | 0 | 2 | 8 | 2 | 1 | 0 | 1 | 0 | 13 |
| 25 | Santiago Vescovi | G 26:28 | 6-9 | 3-6 | 0-0 | 0 | 6 | 6 | 3 | 2 | 15 | 3 | 1 | 0 | 0 | 0 | 12 |
| 0 | Jonas Aidoo | 21:37 | 3-5 | 0-1 | 2-2 | 0 | 2 | 2 | 3 | 1 | 8 | 1 | 1 | 0 | 1 | 1 | 0 |
| 11 | Tobe Awaka | 01:56 | 0-0 | 0-0 | 0-0 | 0 | 0 | 0 | 0 | 0 | 0 | 0 | 0 | 0 | 0 | 0 | 5 |
| 5 | Zakai Zeigler | 31:46 | 2-5 | 1-2 | 2-2 | 0 | 4 | 4 | 3 | 2 | 7 | 9 | 3 | 0 | 0 | 1 | -1 |
| 15 | Jahmai Mashack | 05:28 | 0-1 | 0-0 | 0-0 | 2 | 0 | 2 | 1 | 0 | 0 | 0 | 1 | 0 | 0 | 0 | -10 |
| 30 | Josiah-Jordan James | 16:08 | 2-7 | 1-6 | 2-2 | 0 | 1 | 1 | 1 | 1 | 7 | 0 | 0 | 0 | 0 | 0 | -8 |
| Team | | | | | | 0 | 2 | 2 | | | 0 | | 2 | | | | |
| Totals | | | 28-58 | 7-21 | 14-15 | 12 | 24 | 36 | 15 | 15 | 77 | 20 | 11 | 4 | 5 | 4 | 9 |

| Shooting By Period | | |
|--------------------|-------|-------|
| 1st FG% | 14-27 | 51.9% |
| 3PT% | 3-12 | 25.0% |
| FT% | 6-7 | 85.7% |
| 2nd FG% | 14-31 | 45.2% |
| 3PT% | 4-9 | 44.4% |
| FT% | 8-8 | 100% |
| GM FG% | 28-58 | 48.3% |
| 3PT% | 7-21 | 33.3% |
| FT% | 14-15 | 93.3% |

Dead Ball Rebounds: 1, 0

Technical Fouls::NONE

| | VANDY | TENN |
|------------------|--------------------------|---------------------------|
| Biggest lead | 2 (1 st 0:00) | 17 (2 nd 4:29) |
| Best Scoring Run | 7 (1 st 0:00) | 9 (1 st 9:11) |
| Lead Changes | 2 | |
| Times Tied | 3 | |
| Time with Lead | 00:51 | 37:28 |

| Points from | VANDY | TENN |
|---------------|-------|------|
| Turnovers | 15 | 10 |
| Paint | 30 | 34 |
| Second Chance | 19 | 8 |
| Fast Breaks | 4 | 6 |
| Bench | 55 | 22 |

| | Period by Period Scoring | | |
|-------|--------------------------|-----|-----|
| | 1st | 2nd | TOT |
| VANDY | 39 | 29 | 68 |
| TENN | 37 | 40 | 77 |



Period 1

Quarter Starters:

| | | | | | |
|--------------|--------------|-----------|---------------|--------------|--------------------|
| TENN | 2 Phillips J | 4 Key T | 13 Nkamhoua O | 25 Vescovi S | 33 Plavsic U |
| VANDY | 0 Lawrence T | 1 Smith C | 10 Stute M | 12 Thomas T | 42 Millora-Brown Q |

| Game Time | TENN | Score | Diff | VANDY |
|-----------|--------------------------------------------------------------------------|------------|----------|----------------------------------------------------------------------|
| 20:00 | 33 PLAVSIC U jumpball won | | | 42 MILLORA-BROWN Q jumpball lost |
| 19:46 | 2 PHILLIPS J 2pt FG in the paint, driving layup made (2) | 2-0 | 2 | |
| 19:46 | 4 KEY T assist (1) | | | |
| 19:19 | | | | 0 LAWRENCE T 2pt FG outside the paint, jump shot blocked |
| 19:19 | 33 PLAVSIC U block (1) | | | |
| 19:17 | | | | offensive rebound (1) |
| 19:11 | | | | 12 THOMAS T 2pt FG second chance outside the paint, jump shot missed |
| 19:07 | 25 VESCOVI S defensive rebound (1) | | | |
| 18:57 | 25 VESCOVI S 3pt FG , jump shot missed | | | |
| 18:54 | | | | 10 STUTE M defensive rebound (1) |
| 18:45 | | | | 1 SMITH C 3pt FG , jump shot missed |
| 18:41 | 25 VESCOVI S defensive rebound (2) | | | |
| 18:18 | 25 VESCOVI S 3pt FG , jump shot missed | | | |
| 18:16 | | | | defensive rebound (3) |
| 17:49 | | | | 0 LAWRENCE T 3pt FG , jump shot blocked |
| 17:49 | 2 PHILLIPS J block (1) | | | |
| 17:46 | | | | offensive rebound (4) |
| 17:46 | | | | turnover shot clock (1) |
| 17:46 | 33 PLAVSIC U substitution out | | | |
| 17:46 | 0 AIDOO J substitution in | | | |
| 17:43 | 4 KEY T 3pt FG from turnover, jump shot missed | | | |
| 17:40 | | | | 10 STUTE M defensive rebound (2) |
| 17:36 | 13 NKAMHOUA O foul personal (1 - 1) | | | 10 STUTE M foul drawn (1) |
| 17:36 | 13 NKAMHOUA O substitution out | | | |
| 17:36 | 11 AWAKA T substitution in | | | |
| 17:16 | | | | 0 LAWRENCE T 2pt FG in the paint, driving layup blocked |
| 17:16 | 0 AIDOO J block (1) | | | |
| 17:11 | 25 VESCOVI S defensive rebound (3) | | | |
| 16:54 | 25 VESCOVI S 3pt FG , jump shot made (3) | 5-0 | 5 | |
| 16:54 | 0 AIDOO J assist (1) | | | |
| 16:37 | 4 KEY T foul drawn (1) | | | 42 MILLORA-BROWN Q foul offensive (1 - 1) |
| 16:37 | | | | 42 MILLORA-BROWN Q turnover offensive (1) |
| 16:37 | 4 KEY T substitution out | | | |
| 16:37 | 5 ZEIGLER Z substitution in | | | |
| 16:37 | | | | 12 THOMAS T substitution out |
| 16:37 | | | | 42 MILLORA-BROWN Q substitution out |
| 16:37 | | | | 5 MANJON E substitution in |
| 16:37 | | | | 21 ROBBINS L substitution in |
| 16:12 | 0 AIDOO J 2pt FG from turnover in the paint, floating jump shot made (2) | 7-0 | 7 | |
| 16:12 | 5 ZEIGLER Z assist (1) | | | |
| 15:40 | 2 PHILLIPS J foul shooting (1 - 2) | | | 21 ROBBINS L foul drawn (1) |
| 15:40 | | | | Timeout media |



Vanderbilt at Tennessee

01/10/23 Thompson-Boling Arena, Knoxville, Tennessee
2022-23 Tennessee Men's Basketball

Game Time: 9:05 PM
Game Duration: 1:51
Attendance: 16,255

Officials: Don Daily, Patrick Evans, Owen Shortt

| Game Time | TENN | Score | Diff | VANDY |
|-----------|--------------------------------------------------|-------|------|------------------------------------------------------------------------------|
| 15:40 | 2 PHILLIPS J substitution out | | | |
| 15:40 | 11 AWAKA T substitution out | | | |
| 15:40 | 15 MASHACK J substitution in | | | |
| 15:40 | 30 JAMES J substitution in | | | |
| 15:40 | | 7-1 | 6 | 21 ROBBINS L free throw 1 - 2 made (1) |
| 15:40 | | 7-2 | 5 | 21 ROBBINS L free throw 2 - 2 made (2) |
| 15:10 | 0 AIDOO J 2pt FG in the paint, layup made (4) | 9-2 | 7 | |
| 15:10 | 25 VESCOVI S assist (1) | | | |
| 14:52 | | | | 10 STUTE M 2pt FG in the paint, jump shot missed |
| 14:48 | | | | 21 ROBBINS L offensive rebound (1) |
| 14:48 | | 9-4 | 5 | 21 ROBBINS L 2pt FG second chance in the paint, layup made (4) |
| 14:31 | 30 JAMES J 3pt FG , jump shot missed | | | |
| 14:25 | 15 MASHACK J offensive rebound (1) | | | |
| 14:23 | 15 MASHACK J turnover bad pass (1) | | | 10 STUTE M steal (1) |
| 14:11 | 25 VESCOVI S foul shooting (1 - 3) | | | 21 ROBBINS L foul drawn (2) |
| 14:11 | | | | 21 ROBBINS L free throw 1 - 2 missed |
| 14:11 | | | | offensive dead ball rebound (1) |
| 14:11 | 25 VESCOVI S substitution out | | | |
| 14:11 | 4 KEY T substitution in | | | |
| 14:11 | | | | 1 SMITH C substitution out |
| 14:11 | | | | 4 WRIGHT J substitution in |
| 14:11 | | 9-5 | 4 | 21 ROBBINS L free throw 2 - 2 made (5) |
| 14:03 | 5 ZEIGLER Z turnover bad pass (1) | | | 4 WRIGHT J steal (1) |
| 13:44 | | | | 21 ROBBINS L 2pt FG from turnover in the paint, layup missed |
| 13:39 | | | | 21 ROBBINS L offensive rebound (2) |
| 13:39 | | 9-7 | 2 | 21 ROBBINS L 2pt FG from turnover second chance in the paint, layup made (7) |
| 13:16 | 30 JAMES J foul drawn (1) | | | 21 ROBBINS L foul shooting (1 - 2) |
| 13:16 | 30 JAMES J free throw 1 - 2 made (1) | 10-7 | 3 | |
| 13:16 | 0 AIDOO J substitution out | | | |
| 13:16 | 33 PLAVSIC U substitution in | | | |
| 13:16 | | | | 0 LAWRENCE T substitution out |
| 13:16 | | | | 2 SHELBY N substitution in |
| 13:16 | 30 JAMES J free throw 2 - 2 made (2) | 11-7 | 4 | |
| 13:16 | 30 JAMES J substitution out | | | |
| 13:16 | 13 NKAMHOUA O substitution in | | | |
| 13:02 | | 11-10 | 1 | 4 WRIGHT J 3pt FG , jump shot made (3) |
| 12:32 | 33 PLAVSIC U 2pt FG in the paint, layup made (2) | 13-10 | 3 | |
| 12:32 | 5 ZEIGLER Z assist (2) | | | |
| 12:24 | | | | 21 ROBBINS L 2pt FG in the paint, layup missed |
| 12:22 | | | | 21 ROBBINS L offensive rebound (3) |
| 12:22 | 33 PLAVSIC U foul shooting (1 - 4) | | | 21 ROBBINS L foul drawn (3) |
| 12:22 | | 13-11 | 2 | 21 ROBBINS L free throw 1 - 2 made (8) |
| 12:22 | 15 MASHACK J substitution out | | | |
| 12:22 | 2 PHILLIPS J substitution in | | | |
| 12:22 | | | | 10 STUTE M substitution out |
| 12:22 | | | | 20 ANSONG E substitution in |
| 12:22 | | 13-12 | 1 | 21 ROBBINS L free throw 2 - 2 made (9) |
| 12:22 | | | | 21 ROBBINS L substitution out |



Official Basketball Play by Play - First Half

Vanderbilt at Tennessee

01/10/23 Thompson-Boling Arena, Knoxville, Tennessee
2022-23 Tennessee Men's Basketball

Game Time: 9:05 PM
Game Duration: 1:51
Attendance: 16,255

Officials: Don Daily, Patrick Evans, Owen Shortt

| Game Time | TENN | Score | Diff | VANDY |
|-----------|---------------------------------------------------------|--------------|----------|-------------------------------------------------------|
| 12:22 | | | | 42 MILLORA-BROWN Q substitution in |
| 11:42 | 33 PLAVSIC U 2pt FG in the paint, layup made (4) | 15-12 | 3 | |
| 11:42 | 5 ZEIGLER Z assist (3) | | | |
| 11:41 | Timeout media | | | |
| 11:41 | 5 ZEIGLER Z substitution out | | | |
| 11:41 | 25 VESCOVI S substitution in | | | |
| 11:23 | 25 VESCOVI S foul shooting (2 - 5) | | | 2 SHELBY N foul drawn (1) |
| 11:23 | | 15-13 | 2 | 2 SHELBY N free throw 1 - 3 made (1) |
| 11:23 | | 15-14 | 1 | 2 SHELBY N free throw 2 - 3 made (2) |
| 11:23 | 25 VESCOVI S substitution out | | | |
| 11:23 | 5 ZEIGLER Z substitution in | | | |
| 11:23 | | 15-15 | 0 | 2 SHELBY N free throw 3 - 3 made (3) |
| 10:55 | 2 PHILLIPS J 2pt FG in the paint, layup made (4) | 17-15 | 2 | |
| 10:55 | 13 NKAMHOUA O assist (1) | | | |
| 10:55 | 2 PHILLIPS J foul drawn (1) | | | 4 WRIGHT J foul shooting (1 - 3) |
| 10:55 | 2 PHILLIPS J free throw 1 - 1 made (5) | 18-15 | 3 | |
| 10:32 | | | | 4 WRIGHT J 3pt FG , jump shot missed |
| 10:29 | 33 PLAVSIC U defensive rebound (1) | | | |
| 10:15 | 33 PLAVSIC U 2pt FG in the paint, layup made (6) | 20-15 | 5 | |
| 10:15 | 4 KEY T assist (2) | | | |
| 10:15 | 33 PLAVSIC U foul drawn (1) | | | 42 MILLORA-BROWN Q foul shooting (2 - 4) |
| 10:15 | 33 PLAVSIC U free throw 1 - 1 made (7) | 21-15 | 6 | |
| 10:15 | | | | 42 MILLORA-BROWN Q substitution out |
| 10:15 | | | | 21 ROBBINS L substitution in |
| 09:57 | | | | 5 MANJON E 2pt FG outside the paint, jump shot missed |
| 09:52 | 13 NKAMHOUA O defensive rebound (1) | | | |
| 09:44 | 33 PLAVSIC U 2pt FG outside the paint, jump shot missed | | | |
| 09:40 | | | | 4 WRIGHT J defensive rebound (1) |
| 09:36 | | | | 21 ROBBINS L 3pt FG , jump shot missed |
| 09:32 | 2 PHILLIPS J defensive rebound (1) | | | |
| 09:11 | 4 KEY T 3pt FG , jump shot made (3) | 24-15 | 9 | |
| 09:11 | 5 ZEIGLER Z assist (4) | | | |
| 08:47 | | | | 20 ANSONG E 3pt FG , jump shot missed |
| 08:44 | 13 NKAMHOUA O defensive rebound (2) | | | |
| 08:38 | 2 PHILLIPS J 3pt FG , jump shot missed | | | |
| 08:34 | | | | 4 WRIGHT J defensive rebound (2) |
| 08:28 | jump ball situation | | | |
| 08:28 | 13 NKAMHOUA O substitution out | | | |
| 08:28 | 33 PLAVSIC U substitution out | | | |
| 08:28 | 0 AIDOO J substitution in | | | |
| 08:28 | 30 JAMES J substitution in | | | |
| 08:28 | | | | 5 MANJON E substitution out |
| 08:28 | | | | 12 THOMAS T substitution in |
| 08:12 | | 24-18 | 6 | 2 SHELBY N 3pt FG , jump shot made (6) |
| 08:12 | | | | 12 THOMAS T assist (1) |
| 08:05 | 4 KEY T foul drawn (2) | | | 2 SHELBY N foul personal (1 - 5) |
| 08:05 | | | | 20 ANSONG E substitution out |
| 08:05 | | | | 10 STUTE M substitution in |
| 07:53 | 30 JAMES J 2pt FG in the paint, jump shot made (4) | 26-18 | 8 | |



Vanderbilt at Tennessee

01/10/23 Thompson-Boling Arena, Knoxville, Tennessee
2022-23 Tennessee Men's Basketball

Game Time: 9:05 PM
Game Duration: 1:51
Attendance: 16,255

Officials: Don Daily, Patrick Evans, Owen Shortt

| Game Time | TENN | Score | Diff | VANDY |
|-----------|------------------------------------------------------------------------|--------------|----------|---------------------------------------------------------------------------|
| 07:53 | 2 PHILLIPS J assist (1) | | | |
| 07:34 | | 26-20 | 6 | 21 ROBBINS L 2pt FG outside the paint, pull up jump shot made (11) |
| 07:14 | 0 AIDOO J foul drawn (1) | | | 21 ROBBINS L foul shooting (2 - 6) |
| 07:14 | Timeout media | | | |
| 07:14 | | | | 4 WRIGHT J substitution out |
| 07:14 | | | | 21 ROBBINS L substitution out |
| 07:14 | | | | 1 SMITH C substitution in |
| 07:14 | | | | 34 DORT L substitution in |
| 07:14 | 0 AIDOO J free throw 1 - 2 made (5) | 27-20 | 7 | |
| 07:14 | 0 AIDOO J free throw 2 - 2 made (6) | 28-20 | 8 | |
| 06:58 | | 28-23 | 5 | 2 SHELBY N 3pt FG , jump shot made (9) |
| 06:58 | | | | 1 SMITH C assist (1) |
| 06:45 | 30 JAMES J 3pt FG , jump shot made (7) | 31-23 | 8 | |
| 06:45 | 2 PHILLIPS J assist (2) | | | |
| 06:18 | | | | 2 SHELBY N 3pt FG , jump shot missed |
| 06:15 | 0 AIDOO J defensive rebound (1) | | | |
| 06:00 | 2 PHILLIPS J substitution out | | | |
| 06:00 | 13 NKAMHOUA O substitution in | | | |
| 05:57 | 4 KEY T 3pt FG , jump shot missed | | | |
| 05:54 | 13 NKAMHOUA O offensive rebound (3) | | | |
| 05:48 | 0 AIDOO J 2pt FG second chance in the paint, layup blocked | | | |
| 05:48 | | | | 34 DORT L block (1) |
| 05:44 | | | | 2 SHELBY N defensive rebound (1) |
| 05:40 | | | | 10 STUTE M 3pt FG , jump shot blocked |
| 05:40 | 4 KEY T block (1) | | | |
| 05:34 | | | | 1 SMITH C offensive rebound (1) |
| 05:30 | | 31-26 | 5 | 2 SHELBY N 3pt FG second chance, jump shot made (12) |
| 05:30 | | | | 1 SMITH C assist (2) |
| 05:21 | 13 NKAMHOUA O 2pt FG in the paint, layup missed | | | |
| 05:16 | 13 NKAMHOUA O offensive rebound (4) | | | |
| 05:15 | 30 JAMES J 3pt FG second chance, jump shot missed | | | |
| 05:11 | | | | 10 STUTE M defensive rebound (3) |
| 04:49 | | 31-28 | 3 | 34 DORT L 2pt FG in the paint, turnaround jump shot made (2) |
| 04:32 | 4 KEY T turnover bad pass (1) | | | 12 THOMAS T steal (1) |
| 04:28 | 5 ZEIGLER Z foul drawn (1) | | | 12 THOMAS T foul offensive (1 - 7) |
| 04:28 | | | | 12 THOMAS T turnover offensive (1) |
| 04:16 | 5 ZEIGLER Z 2pt FG from turnover outside the paint, jump shot made (2) | 33-28 | 5 | |
| 03:49 | | | | 1 SMITH C 3pt FG , jump shot missed |
| 03:47 | 5 ZEIGLER Z defensive rebound (1) | | | |
| 03:43 | 0 AIDOO J 3pt FG , jump shot missed | | | |
| 03:39 | 4 KEY T offensive rebound (1) | | | |
| 03:26 | 5 ZEIGLER Z turnover bad pass (2) | | | 10 STUTE M steal (2) |
| 03:22 | | | | 12 THOMAS T 2pt FG from turnover in the paint, layup missed |
| 03:16 | | | | 34 DORT L offensive rebound (1) |
| 03:16 | | 33-30 | 3 | 34 DORT L 2pt FG from turnover second chance in the paint, layup made (4) |
| 03:01 | 0 AIDOO J 2pt FG in the paint, dunk, made (8) | 35-30 | 5 | |
| 03:01 | 5 ZEIGLER Z assist (5) | | | |



Official Basketball Play by Play - First Half
Vanderbilt at Tennessee
 01/10/23 Thompson-Boling Arena, Knoxville, Tennessee
 2022-23 Tennessee Men's Basketball

Game Time: 9:05 PM
Game Duration: 1:51
Attendance: 16,255

Officials: Don Daily, Patrick Evans, Owen Shortt

| Game Time | TENN | Score | Diff | VANDY |
|-------------------------|-------------------------------------------------------------|--------------|-----------|---------------------------------------------------------------------------------|
| 02:39 | Timeout media | | | |
| 02:39 | 4 KEY T substitution out | | | |
| 02:39 | 30 JAMES J substitution out | | | |
| 02:39 | 2 PHILLIPS J substitution in | | | |
| 02:39 | 15 MASHACK J substitution in | | | |
| 02:39 | | | | 1 SMITH C substitution out |
| 02:39 | | | | 2 SHELBY N substitution out |
| 02:39 | | | | 12 THOMAS T substitution out |
| 02:39 | | | | 0 LAWRENCE T substitution in |
| 02:39 | | | | 4 WRIGHT J substitution in |
| 02:39 | | | | 5 MANJON E substitution in |
| 02:27 | | | | 5 MANJON E 2pt FG outside the paint, jump shot missed |
| 02:26 | 2 PHILLIPS J defensive rebound (2) | | | |
| 02:26 | 2 PHILLIPS J foul drawn (2) | | | 10 STUTE M foul personal (1 - 8) |
| 02:26 | 2 PHILLIPS J 1&1 free throw 1 missed | | | |
| 02:25 | | | | 0 LAWRENCE T defensive rebound (1) |
| 02:14 | 15 MASHACK J foul personal (1 - 6) | | | 0 LAWRENCE T foul drawn (1) |
| 02:11 | | | | 10 STUTE M 2pt FG in the paint, dunk, missed |
| 02:07 | | | | 34 DORT L offensive rebound (2) |
| 02:07 | | 35-32 | 3 | 34 DORT L 2pt FG second chance in the paint, layup made (6) |
| 02:04 | 2 PHILLIPS J 2pt FG fast break in the paint, dunk, made (7) | 37-32 | 5 | |
| 02:04 | 5 ZEIGLER Z assist (6) | | | |
| 01:40 | | 37-34 | 3 | 5 MANJON E 2pt FG in the paint, floating jump shot made (2) |
| 01:15 | 15 MASHACK J 2pt FG in the paint, jump shot missed | | | |
| 01:12 | 15 MASHACK J offensive rebound (2) | | | |
| 00:53 | 5 ZEIGLER Z 3pt FG second chance, jump shot missed | | | |
| 00:50 | | | | 4 WRIGHT J defensive rebound (3) |
| 00:29 | | 37-37 | 0 | 10 STUTE M 3pt FG , jump shot made (3) |
| 00:29 | | | | 0 LAWRENCE T assist (1) |
| 00:29 | Timeout 30 Sec | | | |
| 00:29 | 15 MASHACK J substitution out | | | |
| 00:29 | 25 VESCOVI S substitution in | | | |
| 00:09 | 13 NKAMHOVA O turnover lost ball (1) | | | 4 WRIGHT J steal (2) |
| 00:00 | | 37-39 | -2 | 4 WRIGHT J 2pt FG fast break from turnover in the paint, driving layup made (5) |
| END OF PERIOD | | | | |
| TENN 37-39 VANDY | | | | |



Vanderbilt at Tennessee

01/10/23 Thompson-Boling Arena, Knoxville, Tennessee
2022-23 Tennessee Men's Basketball

Game Time: 9:05 PM
Game Duration: 1:51
Attendance: 16,255

Officials: Don Daily, Patrick Evans, Owen Shortt

Vanderbilt - 39

| NO. | Name | F | Min | FG | | | 3P | | | FT | | | Rebounds | | | Fouls | | TP | AS | TO | ST | Blocks | | +/- |
|---------------|-----------------------|---|-------|-------|------|-----|----|----|-----|----|----|----|----------|---|---|-------|---|----|----|----|----|--------|-----|-----|
| | | | | M-A | M-A | M-A | OR | DR | TOT | PF | FD | BS | BA | | | | | | | | | | | |
| 1 | Colin Smith | F | 10:24 | 0-2 | 0-2 | 0-0 | 1 | 0 | 1 | 0 | 0 | 0 | 0 | 0 | 0 | 2 | 0 | 0 | 0 | 0 | 0 | 0 | -4 | |
| 10 | Myles Stute | F | 15:43 | 1-4 | 1-2 | 0-0 | 0 | 3 | 3 | 1 | 1 | 3 | 0 | 0 | 0 | 0 | 0 | 2 | 0 | 1 | 0 | 1 | 6 | |
| 42 | Quentin Millora-Brown | F | 05:30 | 0-0 | 0-0 | 0-0 | 0 | 0 | 0 | 2 | 0 | 0 | 0 | 0 | 0 | 0 | 1 | 0 | 0 | 0 | 0 | 0 | -10 | |
| 0 | Tyrin Lawrence | G | 09:23 | 0-3 | 0-1 | 0-0 | 0 | 1 | 1 | 0 | 1 | 0 | 1 | 0 | 1 | 0 | 0 | 0 | 0 | 0 | 3 | 4 | | |
| 12 | Trey Thomas | G | 09:12 | 0-2 | 0-0 | 0-0 | 0 | 0 | 0 | 1 | 0 | 0 | 1 | 0 | 1 | 1 | 1 | 1 | 0 | 0 | 0 | -1 | | |
| 5 | Ezra Manjon | | 10:48 | 1-3 | 0-0 | 0-0 | 0 | 0 | 0 | 0 | 0 | 0 | 0 | 0 | 2 | 0 | 0 | 0 | 0 | 0 | 0 | 3 | | |
| 21 | Liam Robbins | | 07:16 | 3-6 | 0-1 | 5-6 | 3 | 0 | 3 | 2 | 3 | 11 | 0 | 0 | 0 | 0 | 0 | 0 | 0 | 0 | 0 | 4 | | |
| 4 | Jordan Wright | | 09:36 | 2-3 | 1-2 | 0-0 | 0 | 3 | 3 | 1 | 0 | 5 | 0 | 0 | 0 | 2 | 0 | 0 | 0 | 0 | 0 | 6 | | |
| 2 | Noah Shelby | | 10:37 | 3-4 | 3-4 | 3-3 | 0 | 1 | 1 | 1 | 1 | 12 | 0 | 0 | 0 | 0 | 0 | 0 | 0 | 0 | 0 | -2 | | |
| 20 | Emmanuel Ansong | | 04:17 | 0-1 | 0-1 | 0-0 | 0 | 0 | 0 | 0 | 0 | 0 | 0 | 0 | 0 | 0 | 0 | 0 | 0 | 0 | 0 | -4 | | |
| 34 | Lee Dort | | 07:14 | 3-3 | 0-0 | 0-0 | 2 | 0 | 2 | 0 | 0 | 6 | 0 | 0 | 0 | 0 | 0 | 0 | 1 | 0 | 0 | 8 | | |
| Team | | | | | | | 2 | 1 | 3 | | | 0 | | | 1 | | | | | | | | | |
| Totals | | | | 13-31 | 5-13 | 8-9 | 8 | 9 | 17 | 8 | 6 | 39 | 4 | 3 | 5 | 1 | 4 | 2 | | | | | | |

| Shooting By Period | | |
|--------------------|-------|-------|
| 1st FG% | 13-31 | 41.9% |
| 3PT% | 5-13 | 38.5% |
| FT% | 8-9 | 88.9% |
| GM FG% | 13-31 | 41.9% |
| 3PT% | 5-13 | 38.5% |
| FT% | 8-9 | 88.9% |

Dead Ball Rebounds: 1, 0

Technical Fouls::NONE

Tennessee - 37

| NO. | Name | F | Min | FG | | | 3P | | | FT | | | Rebounds | | | Fouls | | TP | AS | TO | ST | Blocks | | +/- |
|---------------|---------------------|---|-------|-------|------|-----|----|----|-----|----|----|----|----------|---|---|-------|---|-----|----|----|----|--------|--|-----|
| | | | | M-A | M-A | M-A | OR | DR | TOT | PF | FD | BS | BA | | | | | | | | | | | |
| 2 | Julian Phillips | F | 13:21 | 3-4 | 0-1 | 1-2 | 0 | 2 | 2 | 1 | 2 | 7 | 2 | 0 | 0 | 1 | 0 | 6 | | | | | | |
| 13 | Olivier Nkamhoua | F | 13:12 | 0-1 | 0-0 | 0-0 | 2 | 2 | 4 | 1 | 0 | 0 | 1 | 1 | 0 | 0 | 0 | -3 | | | | | | |
| 33 | Uros Plavsic | F | 07:02 | 3-4 | 0-0 | 1-1 | 0 | 1 | 1 | 1 | 1 | 7 | 0 | 0 | 0 | 1 | 0 | 8 | | | | | | |
| 4 | Tyreke Key | G | 14:55 | 1-3 | 1-3 | 0-0 | 1 | 0 | 1 | 0 | 2 | 3 | 2 | 1 | 0 | 1 | 0 | 5 | | | | | | |
| 25 | Santiago Vescovi | G | 06:36 | 1-3 | 1-3 | 0-0 | 0 | 3 | 3 | 2 | 0 | 3 | 1 | 0 | 0 | 0 | 0 | 1 | | | | | | |
| 0 | Jonas Aidoo | | 12:58 | 3-5 | 0-1 | 2-2 | 0 | 1 | 1 | 0 | 1 | 8 | 1 | 0 | 0 | 1 | 1 | -10 | | | | | | |
| 11 | Tobe Awaka | | 01:56 | 0-0 | 0-0 | 0-0 | 0 | 0 | 0 | 0 | 0 | 0 | 0 | 0 | 0 | 0 | 0 | 5 | | | | | | |
| 5 | Zakai Zeigler | | 16:19 | 1-2 | 0-1 | 0-0 | 0 | 1 | 1 | 0 | 1 | 2 | 6 | 2 | 0 | 0 | 0 | -5 | | | | | | |
| 15 | Jahmai Mashack | | 05:28 | 0-1 | 0-0 | 0-0 | 2 | 0 | 2 | 1 | 0 | 0 | 0 | 1 | 0 | 0 | 0 | -10 | | | | | | |
| 30 | Josiah-Jordan James | | 08:13 | 2-4 | 1-3 | 2-2 | 0 | 0 | 0 | 0 | 1 | 7 | 0 | 0 | 0 | 0 | 0 | -7 | | | | | | |
| Team | | | | | | | 0 | 0 | 0 | | | 0 | | | 0 | | | | | | | | | |
| Totals | | | | 14-27 | 3-12 | 6-7 | 5 | 10 | 15 | 6 | 8 | 37 | 13 | 5 | 0 | 4 | 1 | -2 | | | | | | |

| Shooting By Period | | |
|--------------------|-------|-------|
| 1st FG% | 14-27 | 51.9% |
| 3PT% | 3-12 | 25.0% |
| FT% | 6-7 | 85.7% |
| GM FG% | 14-27 | 51.9% |
| 3PT% | 3-12 | 25.0% |
| FT% | 6-7 | 85.7% |

Dead Ball Rebounds: 0, 0

Technical Fouls::NONE

| | VANDY | TENN |
|------------------|--------------------------|--------------------------|
| Biggest lead | 2 (1 st 0:00) | 9 (1 st 9:11) |
| Best Scoring Run | 7 (1 st 0:00) | 9 (1 st 9:11) |
| Lead Changes | 1 | |
| Times Tied | 2 | |
| Time with Lead | 00:01 | 18:49 |

| Points from | VANDY | TENN |
|---------------|-------|------|
| Turnovers | 7 | 4 |
| Paint | 14 | 20 |
| Second Chance | 13 | 0 |
| Fast Breaks | 2 | 2 |
| Bench | 36 | 17 |

| | Period by Period Scoring | | |
|-------|--------------------------|-----|-----|
| | 1st | 2nd | TOT |
| VANDY | 39 | 29 | 68 |
| TENN | 37 | 40 | 77 |



Period 2

Quarter Starters:

| | | | | | |
|--------------|--------------|------------|---------------|--------------|--------------|
| TENN | 2 Phillips J | 4 Key T | 13 Nkamhoua O | 25 Vescovi S | 33 Plavsic U |
| VANDY | 0 Lawrence T | 4 Wright J | 5 Manjon E | 10 Stute M | 21 Robbins L |

| Game Time | TENN | Score | Diff | VANDY |
|-----------|------------------------------------------------------------------------------------|--------------|----------|-------------------------------------------------------|
| 20:00 | 0 AIDOO J substitution out | | | |
| 20:00 | 5 ZEIGLER Z substitution out | | | |
| 20:00 | 4 KEY T substitution in | | | |
| 20:00 | 33 PLAVSIC U substitution in | | | |
| 20:00 | | | | 34 DORT L substitution out |
| 20:00 | | | | 21 ROBBINS L substitution in |
| 19:37 | 2 PHILLIPS J turnover bad pass (1) | | | 0 LAWRENCE T steal (1) |
| 19:22 | 33 PLAVSIC U steal (1) | | | 21 ROBBINS L turnover bad pass (1) |
| 19:15 | 4 KEY T 2pt FG fast break from turnover in the paint, driving layup missed | | | |
| 19:10 | 4 KEY T offensive rebound (2) | | | |
| 19:10 | 4 KEY T 2pt FG fast break from turnover second chance in the paint, layup made (5) | 39-39 | 0 | |
| 18:55 | | | | 21 ROBBINS L 3pt FG , jump shot missed |
| 18:51 | 13 NKAMHOUA O defensive rebound (5) | | | |
| 18:39 | 2 PHILLIPS J foul drawn (3) | | | 4 WRIGHT J foul shooting (2 - 1) |
| 18:39 | 2 PHILLIPS J free throw 1 - 2 made (8) | 40-39 | 1 | |
| 18:39 | 2 PHILLIPS J free throw 2 - 2 made (9) | 41-39 | 2 | |
| 18:29 | | | | 5 MANJON E 2pt FG in the paint, driving layup blocked |
| 18:29 | 13 NKAMHOUA O block (1) | | | |
| 18:25 | 33 PLAVSIC U defensive rebound (2) | | | |
| 18:13 | 2 PHILLIPS J foul drawn (4) | | | 10 STUTE M foul personal (2 - 2) |
| 18:01 | 2 PHILLIPS J 2pt FG in the paint, jump shot missed | | | |
| 17:56 | 33 PLAVSIC U offensive rebound (3) | | | |
| 17:51 | 13 NKAMHOUA O 3pt FG second chance, jump shot missed | | | |
| 17:47 | 33 PLAVSIC U offensive rebound (4) | | | |
| 17:46 | 33 PLAVSIC U 2pt FG second chance in the paint, layup blocked | | | |
| 17:46 | | | | 21 ROBBINS L block (1) |
| 17:42 | | | | 0 LAWRENCE T defensive rebound (2) |
| 17:40 | | | | 4 WRIGHT J 2pt FG in the paint, layup missed |
| 17:37 | | | | 4 WRIGHT J offensive rebound (4) |
| 17:37 | 33 PLAVSIC U substitution out | | | |
| 17:37 | 0 AIDOO J substitution in | | | |
| 17:34 | | | | 10 STUTE M 3pt FG second chance, jump shot missed |
| 17:31 | 2 PHILLIPS J defensive rebound (3) | | | |
| 17:16 | 2 PHILLIPS J 2pt FG in the paint, jump shot made (11) | 43-39 | 4 | |
| 16:50 | | | | 5 MANJON E 2pt FG outside the paint, jump shot missed |
| 16:45 | 25 VESCOVI S defensive rebound (4) | | | |
| 16:34 | 4 KEY T 3pt FG , jump shot made (8) | 46-39 | 7 | |
| 16:34 | 25 VESCOVI S assist (2) | | | |
| 16:15 | 25 VESCOVI S foul drawn (1) | | | 10 STUTE M foul offensive (3 - 3) |
| 16:15 | | | | 10 STUTE M turnover offensive (1) |
| 15:55 | 0 AIDOO J foul offensive (1 - 1) | | | 5 MANJON E foul drawn (1) |



Official Basketball Play by Play - Second Half
Vanderbilt at Tennessee
 01/10/23 Thompson-Boling Arena, Knoxville, Tennessee
 2022-23 Tennessee Men's Basketball

Game Time: 9:05 PM
Game Duration: 1:51
Attendance: 16,255

Officials: Don Daily, Patrick Evans, Owen Shortt

| Game Time | TENN | Score | Diff | VANDY |
|-----------|------------------------------------------------------|--------------|-----------|----------------------------------------------------------------------|
| 15:55 | 0 AIDOO J turnover offensive (1) | | | |
| 15:55 | Timeout media | | | |
| 15:55 | 4 KEY T substitution out | | | |
| 15:55 | 5 ZEIGLER Z substitution in | | | |
| 15:55 | | | | 10 STUTE M substitution out |
| 15:55 | | | | 20 ANSONG E substitution in |
| 15:43 | | 46-41 | 5 | 4 WRIGHT J 2pt FG from turnover in the paint, driving layup made (7) |
| 15:21 | 5 ZEIGLER Z 3pt FG , jump shot made (5) | 49-41 | 8 | |
| 15:21 | 25 VESCOVI S assist (3) | | | |
| 14:56 | | | | 0 LAWRENCE T 3pt FG , jump shot missed |
| 14:51 | 5 ZEIGLER Z defensive rebound (2) | | | |
| 14:47 | 13 NKAMHOUA O foul drawn (1) | | | 4 WRIGHT J foul shooting (3 - 4) |
| 14:47 | 13 NKAMHOUA O free throw 1 - 2 made (1) | 50-41 | 9 | |
| 14:47 | 13 NKAMHOUA O free throw 2 - 2 made (2) | 51-41 | 10 | |
| 14:32 | | | | 4 WRIGHT J 3pt FG , jump shot missed |
| 14:29 | 25 VESCOVI S defensive rebound (5) | | | |
| 14:04 | 5 ZEIGLER Z 2pt FG in the paint, layup missed | | | |
| 14:02 | 2 PHILLIPS J offensive rebound (4) | | | |
| 14:02 | turnover shot clock (8) | | | |
| 13:38 | | | | 20 ANSONG E 3pt FG from turnover, jump shot missed |
| 13:37 | defensive rebound (26) | | | |
| 13:37 | 25 VESCOVI S substitution out | | | |
| 13:37 | 30 JAMES J substitution in | | | |
| 13:37 | | | | 0 LAWRENCE T substitution out |
| 13:37 | | | | 4 WRIGHT J substitution out |
| 13:37 | | | | 1 SMITH C substitution in |
| 13:37 | | | | 2 SHELBY N substitution in |
| 13:29 | 13 NKAMHOUA O substitution out | | | |
| 13:29 | 25 VESCOVI S substitution in | | | |
| 13:20 | 30 JAMES J 3pt FG , jump shot missed | | | |
| 13:17 | | | | 21 ROBBINS L defensive rebound (4) |
| 13:04 | | | | 1 SMITH C 3pt FG , jump shot missed |
| 13:00 | | | | 21 ROBBINS L offensive rebound (5) |
| 12:57 | 0 AIDOO J foul shooting (2 - 2) | | | 21 ROBBINS L foul drawn (4) |
| 12:57 | | 51-42 | 9 | 21 ROBBINS L free throw 1 - 2 made (12) |
| 12:57 | 0 AIDOO J substitution out | | | |
| 12:57 | 33 PLAVSIC U substitution in | | | |
| 12:57 | | | | 5 MANJON E substitution out |
| 12:57 | | | | 12 THOMAS T substitution in |
| 12:57 | | 51-43 | 8 | 21 ROBBINS L free throw 2 - 2 made (13) |
| 12:42 | 33 PLAVSIC U 2pt FG in the paint, layup blocked | | | |
| 12:42 | | | | 21 ROBBINS L block (2) |
| 12:38 | | | | 21 ROBBINS L defensive rebound (6) |
| 12:27 | | | | 2 SHELBY N 3pt FG , jump shot missed |
| 12:27 | defensive rebound (27) | | | |
| 12:27 | 2 PHILLIPS J substitution out | | | |
| 12:27 | 4 KEY T substitution in | | | |
| 12:16 | 25 VESCOVI S 2pt FG in the paint, jump shot made (5) | 53-43 | 10 | |



Official Basketball Play by Play - Second Half
Vanderbilt at Tennessee
 01/10/23 Thompson-Boling Arena, Knoxville, Tennessee
 2022-23 Tennessee Men's Basketball

Game Time: 9:05 PM
Game Duration: 1:51
Attendance: 16,255

Officials: Don Daily, Patrick Evans, Owen Shortt

| Game Time | TENN | Score | Diff | VANDY |
|-----------|------------------------------------------------------------------------------|--------------|-----------|------------------------------------------------|
| 11:52 | 5 ZEIGLER Z foul personal (1 - 3) | | | 21 ROBBINS L foul drawn (5) |
| 11:52 | Timeout media | | | |
| 11:52 | | | | 21 ROBBINS L substitution out |
| 11:52 | | | | 42 MILLORA-BROWN Q substitution in |
| 11:33 | | 53-46 | 7 | 12 THOMAS T 3pt FG , jump shot made (3) |
| 11:33 | | | | 42 MILLORA-BROWN Q assist (1) |
| 11:07 | 25 VESCOVI S 3pt FG , jump shot made (8) | 56-46 | 10 | |
| 11:07 | 5 ZEIGLER Z assist (7) | | | |
| 10:43 | | | | 2 SHELBY N 3pt FG , jump shot missed |
| 10:39 | 25 VESCOVI S defensive rebound (6) | | | |
| 10:26 | 25 VESCOVI S 3pt FG , jump shot missed | | | |
| 10:24 | | | | defensive rebound (23) |
| 10:10 | 33 PLAVSIC U steal (2) | | | 42 MILLORA-BROWN Q turnover lost ball (2) |
| 09:58 | 30 JAMES J 3pt FG from turnover, jump shot missed | | | |
| 09:55 | 33 PLAVSIC U offensive rebound (5) | | | |
| 09:54 | 33 PLAVSIC U 2pt FG from turnover second chance in the paint, dunk, made (9) | 58-46 | 12 | |
| 09:39 | | | | 12 THOMAS T 3pt FG , jump shot missed |
| 09:35 | 30 JAMES J defensive rebound (1) | | | |
| 09:18 | 4 KEY T 2pt FG in the paint, step back jump shot missed | | | |
| 09:13 | | | | 1 SMITH C defensive rebound (2) |
| 09:11 | | | | 2 SHELBY N 3pt FG , jump shot missed |
| 09:10 | 5 ZEIGLER Z defensive rebound (3) | | | |
| 09:10 | 4 KEY T substitution out | | | |
| 09:10 | 30 JAMES J substitution out | | | |
| 09:10 | 33 PLAVSIC U substitution out | | | |
| 09:10 | 0 AIDOO J substitution in | | | |
| 09:10 | 2 PHILLIPS J substitution in | | | |
| 09:10 | 13 NKAMHOUA O substitution in | | | |
| 09:10 | | | | 2 SHELBY N substitution out |
| 09:10 | | | | 20 ANSONG E substitution out |
| 09:10 | | | | 42 MILLORA-BROWN Q substitution out |
| 09:10 | | | | 5 MANJON E substitution in |
| 09:10 | | | | 10 STUTE M substitution in |
| 09:10 | | | | 21 ROBBINS L substitution in |
| 09:04 | 13 NKAMHOUA O 2pt FG outside the paint, jump shot missed | | | |
| 09:04 | | | | 10 STUTE M defensive rebound (4) |
| 08:50 | 0 AIDOO J foul personal (3 - 4) | | | 10 STUTE M foul drawn (2) |
| 08:50 | | | | 1 SMITH C substitution out |
| 08:50 | | | | 4 WRIGHT J substitution in |
| 08:47 | | | | 12 THOMAS T 3pt FG , jump shot missed |
| 08:44 | 0 AIDOO J defensive rebound (2) | | | |
| 08:43 | 25 VESCOVI S 2pt FG fast break in the paint, driving layup made (10) | 60-46 | 14 | |
| 08:43 | 5 ZEIGLER Z assist (8) | | | |
| 08:33 | | 60-48 | 12 | 5 MANJON E 2pt FG in the paint, layup made (4) |
| 08:33 | | | | 21 ROBBINS L assist (1) |
| 08:00 | 13 NKAMHOUA O 2pt FG outside the paint, turnaround jump shot made (4) | 62-48 | 14 | |
| 07:34 | 25 VESCOVI S foul shooting (3 - 5) | | | 21 ROBBINS L foul drawn (6) |



Official Basketball Play by Play - Second Half
Vanderbilt at Tennessee
 01/10/23 Thompson-Boling Arena, Knoxville, Tennessee
 2022-23 Tennessee Men's Basketball

Game Time: 9:05 PM
Game Duration: 1:51
Attendance: 16,255

Officials: Don Daily, Patrick Evans, Owen Shortt

| Game Time | TENN | Score | Diff | VANDY |
|-----------|-----------------------------------------------------------------|--------------|-----------|---------------------------------------------------------------------|
| 07:34 | Timeout media | | | |
| 07:34 | 5 ZEIGLER Z substitution out | | | |
| 07:34 | 4 KEY T substitution in | | | |
| 07:34 | | 62-49 | 13 | 21 ROBBINS L free throw 1 - 2 made (14) |
| 07:34 | | 62-50 | 12 | 21 ROBBINS L free throw 2 - 2 made (15) |
| 07:14 | 25 VESCOVI S foul drawn (2) | | | 12 THOMAS T foul personal (2 - 5) |
| 07:06 | 25 VESCOVI S turnover bad pass (1) | | | |
| 07:06 | 4 KEY T substitution out | | | |
| 07:06 | 5 ZEIGLER Z substitution in | | | |
| 06:41 | | 62-52 | 10 | 21 ROBBINS L 2pt FG from turnover in the paint, hook shot made (17) |
| 06:23 | 2 PHILLIPS J 2pt FG in the paint, driving layup made (13) | 64-52 | 12 | |
| 06:23 | 5 ZEIGLER Z assist (9) | | | |
| 06:10 | | 64-54 | 10 | 4 WRIGHT J 2pt FG in the paint, driving layup made (9) |
| 05:47 | 13 NKAMHOUA O 2pt FG outside the paint, jump shot made (6) | 66-54 | 12 | |
| 05:34 | | | | 12 THOMAS T 3pt FG , jump shot missed |
| 05:31 | 5 ZEIGLER Z defensive rebound (4) | | | |
| 05:20 | 25 VESCOVI S 3pt FG , jump shot made (13) | 69-54 | 15 | |
| 05:20 | 2 PHILLIPS J assist (3) | | | |
| 05:11 | | | | Timeout 30 Sec |
| 05:11 | 0 AIDOO J substitution out | | | |
| 05:11 | 2 PHILLIPS J substitution out | | | |
| 05:11 | 30 JAMES J substitution in | | | |
| 05:11 | 33 PLAVSIC U substitution in | | | |
| 05:11 | | | | 12 THOMAS T substitution out |
| 05:11 | | | | 0 LAWRENCE T substitution in |
| 04:54 | 33 PLAVSIC U steal (3) | | | 21 ROBBINS L turnover lost ball (2) |
| 04:31 | 30 JAMES J 3pt FG from turnover, jump shot missed | | | |
| 04:30 | 33 PLAVSIC U offensive rebound (6) | | | |
| 04:29 | 33 PLAVSIC U foul drawn (2) | | | 21 ROBBINS L foul shooting (3 - 6) |
| 04:29 | 33 PLAVSIC U free throw 1 - 2 made (10) | 70-54 | 16 | |
| 04:29 | 33 PLAVSIC U free throw 2 - 2 made (11) | 71-54 | 17 | |
| 04:17 | | | | 4 WRIGHT J 2pt FG in the paint, jump shot missed |
| 04:12 | | | | 4 WRIGHT J offensive rebound (5) |
| 04:12 | | 71-56 | 15 | 4 WRIGHT J 2pt FG second chance in the paint, layup made (11) |
| 03:49 | 25 VESCOVI S 2pt FG outside the paint, jump shot made (15) | 73-56 | 17 | |
| 03:49 | 13 NKAMHOUA O assist (2) | | | |
| 03:41 | 5 ZEIGLER Z foul shooting (2 - 6) | | | 5 MANJON E foul drawn (2) |
| 03:41 | Timeout media | | | |
| 03:41 | 33 PLAVSIC U substitution out | | | |
| 03:41 | 2 PHILLIPS J substitution in | | | |
| 03:41 | | 73-57 | 16 | 5 MANJON E free throw 1 - 2 made (5) |
| 03:41 | | 73-58 | 15 | 5 MANJON E free throw 2 - 2 made (6) |
| 03:22 | 13 NKAMHOUA O 2pt FG outside the paint, jump shot missed | | | |
| 03:16 | 2 PHILLIPS J offensive rebound (5) | | | |
| 03:16 | 2 PHILLIPS J 2pt FG second chance in the paint, dunk, made (15) | 75-58 | 17 | |
| 03:09 | | 75-60 | 15 | 0 LAWRENCE T 2pt FG in the paint, driving layup made (2) |
| 03:09 | | | | 5 MANJON E assist (1) |



Official Basketball Play by Play - Second Half
Vanderbilt at Tennessee
 01/10/23 Thompson-Boling Arena, Knoxville, Tennessee
 2022-23 Tennessee Men's Basketball

Game Time: 9:05 PM
Game Duration: 1:51
Attendance: 16,255

Officials: Don Daily, Patrick Evans, Owen Shortt

| Game Time | TENN | Score | Diff | VANDY |
|-------------------------|---------------------------------------------------------|--------------|-----------|--------------------------------------------------------------------------|
| 03:01 | 5 ZEIGLER Z turnover lost ball (3) | | | 4 WRIGHT J steal (3) |
| 02:57 | | 75-62 | 13 | 4 WRIGHT J 2pt FG fast break from turnover in the paint, dunk, made (13) |
| 02:37 | 5 ZEIGLER Z 2pt FG in the paint, driving layup blocked | | | |
| 02:37 | | | | 21 ROBBINS L block (3) |
| 02:33 | | | | 10 STUTE M defensive rebound (5) |
| 02:30 | | 75-64 | 11 | 0 LAWRENCE T 2pt FG in the paint, layup made (4) |
| 02:30 | 2 PHILLIPS J foul shooting (2 - 7) | | | 0 LAWRENCE T foul drawn (2) |
| 02:30 | 30 JAMES J substitution out | | | |
| 02:30 | 4 KEY T substitution in | | | |
| 02:30 | | 75-65 | 10 | 0 LAWRENCE T free throw 1 - 1 made (5) |
| 02:13 | 13 NKAMHOUA O 2pt FG in the paint, layup missed | | | |
| 02:09 | | | | 21 ROBBINS L defensive rebound (7) |
| 02:03 | | | | 5 MANJON E 2pt FG in the paint, jump shot missed |
| 02:00 | 2 PHILLIPS J defensive rebound (6) | | | |
| 01:58 | 5 ZEIGLER Z foul drawn (2) | | | 5 MANJON E foul personal (1 - 7) |
| 01:58 | 4 KEY T substitution out | | | |
| 01:58 | 30 JAMES J substitution in | | | |
| 01:58 | 5 ZEIGLER Z 1&1 free throw 1 made (6) | 76-65 | 11 | |
| 01:58 | 5 ZEIGLER Z 1&1 free throw 2 made (7) | 77-65 | 12 | |
| 01:36 | 30 JAMES J foul shooting (1 - 8) | | | 21 ROBBINS L foul drawn (7) |
| 01:36 | | | | 21 ROBBINS L free throw 1 - 2 missed |
| 01:36 | | | | offensive dead ball rebound (2) |
| 01:36 | | 77-66 | 11 | 21 ROBBINS L free throw 2 - 2 made (18) |
| 01:11 | 30 JAMES J substitution out | | | |
| 01:11 | 4 KEY T substitution in | | | |
| 01:06 | 2 PHILLIPS J 2pt FG outside the paint, jump shot missed | | | |
| 01:06 | offensive dead ball rebound (1) | | | |
| 01:06 | turnover shot clock (11) | | | |
| 00:56 | | | | 21 ROBBINS L 3pt FG from turnover, jump shot missed |
| 00:53 | | | | 10 STUTE M offensive rebound (6) |
| 00:48 | 5 ZEIGLER Z foul shooting (3 - 9) | | | 10 STUTE M foul drawn (3) |
| 00:48 | | 77-67 | 10 | 10 STUTE M free throw 1 - 2 made (4) |
| 00:48 | | | | 4 WRIGHT J substitution out |
| 00:48 | | | | 21 ROBBINS L substitution out |
| 00:48 | | | | 1 SMITH C substitution in |
| 00:48 | | | | 34 DORT L substitution in |
| 00:48 | | 77-68 | 9 | 10 STUTE M free throw 2 - 2 made (5) |
| 00:20 | 4 KEY T 2pt FG outside the paint, jump shot missed | | | |
| 00:17 | | | | 10 STUTE M defensive rebound (7) |
| 00:11 | 2 PHILLIPS J steal (1) | | | 5 MANJON E turnover bad pass (1) |
| END OF GAME | | | | |
| TENN 77-68 VANDY | | | | |



Vanderbilt at Tennessee

01/10/23 Thompson-Boling Arena, Knoxville, Tennessee
2022-23 Tennessee Men's Basketball

Game Time: 9:05 PM
Game Duration: 1:51
Attendance: 16,255

Officials: Don Daily, Patrick Evans, Owen Shortt

Vanderbilt - 29

| NO. | Name | F | Min | FG | | | Rebounds | | | Fouls | | TP | AS | TO | ST | Blocks | | +/- |
|---------------|-----------------------|---|-------|------|------|-------|----------|----|-----|-------|----|----|----|----|----|--------|-----|-----|
| | | | | M-A | M-A | M-A | OR | DR | TOT | PF | FD | | | | | BS | BA | |
| 1 | Colin Smith | F | 05:36 | 0-1 | 0-1 | 0-0 | 0 | 1 | 1 | 0 | 0 | 0 | 0 | 0 | 0 | 0 | 0 | -1 |
| 10 | Myles Stute | F | 13:15 | 0-1 | 0-1 | 2-2 | 1 | 3 | 4 | 2 | 2 | 2 | 0 | 1 | 0 | 0 | 0 | -6 |
| 42 | Quentin Millora-Brown | F | 02:42 | 0-0 | 0-0 | 0-0 | 0 | 0 | 0 | 0 | 0 | 0 | 1 | 1 | 0 | 0 | -2 | |
| 0 | Tyrin Lawrence | G | 11:34 | 2-3 | 0-1 | 1-1 | 0 | 1 | 1 | 0 | 1 | 5 | 0 | 0 | 1 | 0 | -6 | |
| 12 | Trey Thomas | G | 07:46 | 1-4 | 1-4 | 0-0 | 0 | 0 | 0 | 1 | 0 | 3 | 0 | 0 | 0 | 0 | -6 | |
| 21 | Liam Robbins | | 16:29 | 1-3 | 0-2 | 5-6 | 1 | 3 | 4 | 1 | 4 | 7 | 1 | 2 | 0 | 3 | -10 | |
| 20 | Emmanuel Ansong | | 06:45 | 0-1 | 0-1 | 0-0 | 0 | 0 | 0 | 0 | 0 | 0 | 0 | 0 | 0 | 0 | -5 | |
| 2 | Noah Shelby | | 04:27 | 0-3 | 0-3 | 0-0 | 0 | 0 | 0 | 0 | 0 | 0 | 0 | 0 | 0 | 0 | -2 | |
| 5 | Ezra Manjon | | 16:13 | 1-4 | 0-0 | 2-2 | 0 | 0 | 0 | 1 | 2 | 4 | 1 | 1 | 0 | 0 | -8 | |
| 4 | Jordan Wright | | 14:24 | 4-7 | 0-1 | 0-0 | 2 | 0 | 2 | 2 | 0 | 8 | 0 | 0 | 1 | 0 | -10 | |
| 34 | Lee Dort | | 00:49 | 0-0 | 0-0 | 0-0 | 0 | 0 | 0 | 0 | 0 | 0 | 0 | 0 | 0 | 0 | 1 | |
| Team | | | | | | | 0 | 1 | 1 | | | 0 | | 0 | | | | |
| Totals | | | | 9-27 | 1-14 | 10-11 | 4 | 9 | 13 | 7 | 9 | 29 | 3 | 5 | 2 | 3 | 1 | -11 |

| Shooting By Period | | |
|--------------------|-------|-------|
| 2nd FG% | 9-27 | 33.3% |
| 3PT% | 1-14 | 7.1% |
| FT% | 10-11 | 90.9% |
| GM FG% | 9-27 | 33.3% |
| 3PT% | 1-14 | 7.1% |
| FT% | 10-11 | 90.9% |

Dead Ball Rebounds: 1, 0

Technical Fouls::NONE

Tennessee - 40

| NO. | Name | F | Min | FG | | | Rebounds | | | Fouls | | TP | AS | TO | ST | Blocks | | +/- |
|---------------|---------------------|---|-------|-------|-----|-----|----------|----|-----|-------|----|----|----|----|----|--------|----|-----|
| | | | | M-A | M-A | M-A | OR | DR | TOT | PF | FD | | | | | BS | BA | |
| 2 | Julian Phillips | F | 15:13 | 3-5 | 0-0 | 2-2 | 2 | 2 | 4 | 1 | 2 | 8 | 1 | 1 | 1 | 0 | 0 | 5 |
| 13 | Olivier Nkamhoua | F | 15:41 | 2-6 | 0-1 | 2-2 | 0 | 1 | 1 | 0 | 1 | 6 | 1 | 0 | 0 | 1 | 0 | 9 |
| 33 | Uros Plavsic | F | 07:40 | 1-3 | 0-0 | 2-2 | 4 | 1 | 5 | 0 | 1 | 4 | 0 | 0 | 3 | 0 | 2 | 9 |
| 4 | Tyreke Key | G | 09:33 | 2-5 | 1-1 | 0-0 | 1 | 0 | 1 | 0 | 0 | 5 | 0 | 0 | 0 | 0 | 0 | 8 |
| 25 | Santiago Vescovi | G | 19:52 | 5-6 | 2-3 | 0-0 | 0 | 3 | 3 | 1 | 2 | 12 | 2 | 1 | 0 | 0 | 0 | 11 |
| 0 | Jonas Aidoo | | 08:39 | 0-0 | 0-0 | 0-0 | 0 | 1 | 1 | 3 | 0 | 0 | 0 | 1 | 0 | 0 | 0 | 10 |
| 5 | Zakai Zeigler | | 15:27 | 1-3 | 1-1 | 2-2 | 0 | 3 | 3 | 3 | 1 | 5 | 3 | 1 | 0 | 0 | 1 | 4 |
| 30 | Josiah-Jordan James | | 07:55 | 0-3 | 0-3 | 0-0 | 0 | 1 | 1 | 1 | 0 | 0 | 0 | 0 | 0 | 0 | 0 | -1 |
| Team | | | | | | | 0 | 2 | 2 | | | 0 | | 2 | | | | |
| Totals | | | | 14-31 | 4-9 | 8-8 | 7 | 14 | 21 | 9 | 7 | 40 | 7 | 6 | 4 | 1 | 3 | 11 |

| Shooting By Period | | |
|--------------------|-------|--------|
| 2nd FG% | 14-31 | 45.2% |
| 3PT% | 4-9 | 44.4% |
| FT% | 8-8 | 100% |
| GM FG% | 14-31 | 45.2% |
| 3PT% | 4-9 | 44.4% |
| FT% | 8-8 | 100.0% |

Dead Ball Rebounds: 1, 0

Technical Fouls::NONE

| | VANDY | TENN |
|------------------|---------------------------|---------------------------|
| Biggest lead | 2 (2 nd 19:15) | 17 (2 nd 4:29) |
| Best Scoring Run | 7(2 nd 2:30) | 9(2 nd 16:34) |
| Lead Changes | 1 | |
| Times Tied | 1 | |
| Time with Lead | 00:05 | 18:39 |

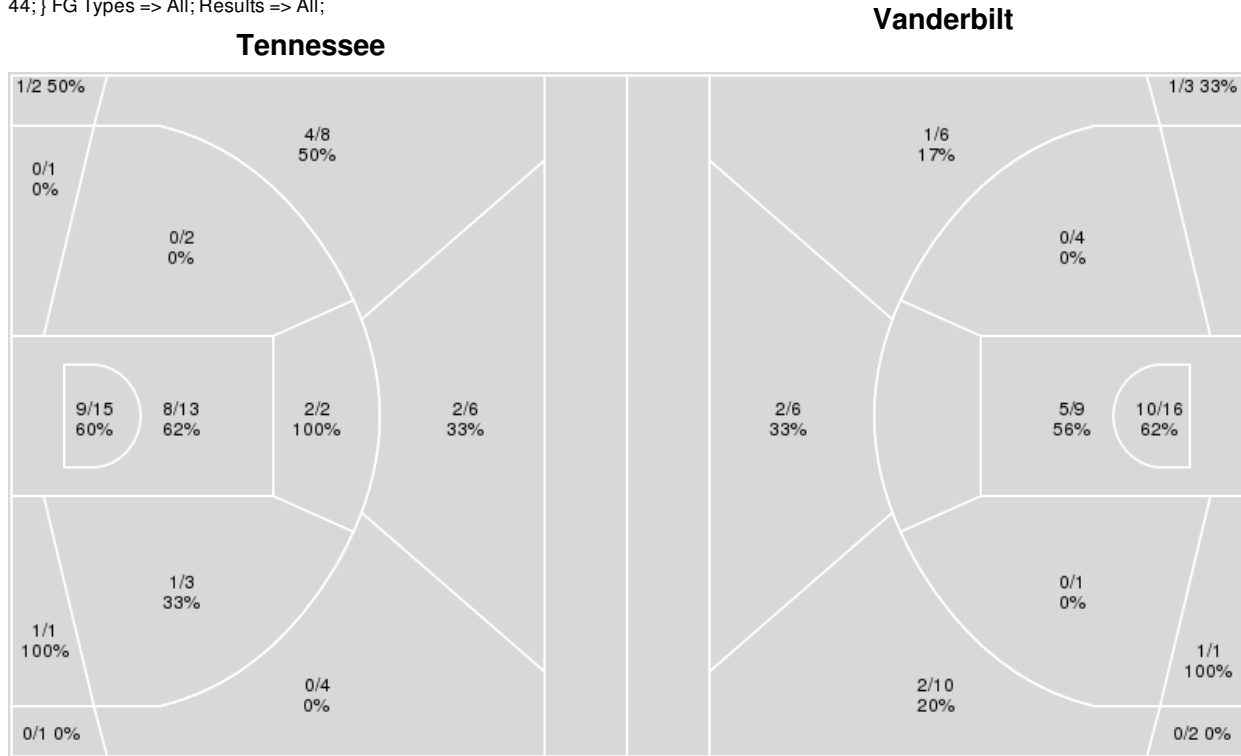
| Points from | VANDY | TENN |
|---------------|-------|------|
| Turnovers | 8 | 6 |
| Paint | 16 | 14 |
| Second Chance | 6 | 8 |
| Fast Breaks | 2 | 4 |
| Bench | 19 | 5 |

| | Period by Period Scoring | | |
|-------|--------------------------|-----|-----|
| | 1st | 2nd | TOT |
| VANDY | 39 | 29 | 68 |
| TENN | 37 | 40 | 77 |



Officials: Don Daily, Patrick Evans, Owen Shortt

{ Players => 0, 1, 2, 3, 4, 5, 11, 13, 15, 21, 24, 25, 30, 31, 32, 33, 35, 44; } FG Types => All; Results => All;
 { Players => All; } FG Types => All; Results => All;



| Tennessee | M/A | % |
|-------------|-------|----|
| Field Goals | 28/58 | 48 |
| 2 Points | 21/37 | 57 |
| 3 Points | 7/21 | 33 |
| Free Throws | 14/15 | 93 |

| Vanderbilt | M/A | % |
|-------------|-------|----|
| Field Goals | 22/58 | 38 |
| 2 Points | 16/31 | 52 |
| 3 Points | 6/27 | 22 |
| Free Throws | 18/20 | 90 |



Vanderbilt at Tennessee

01/10/23 Thompson-Boling Arena, Knoxville, Tennessee
2022-23 Tennessee Men's Basketball

Game Time: 9:05 PM
Game Duration: 1:51
Attendance: 16,255

Officials: Don Daily, Patrick Evans, Owen Shortt

Vanderbilt

| No | Name | Mins | | Score | | Points Diff | | Points per Min | | Assists | | Rebounds | | Steals | | Turnovers | |
|----|-----------------------|-------|-------|---------|---------|-------------|-----|----------------|------|---------|-----|----------|-----|--------|-----|-----------|-----|
| | | On | Off | On | Off | On | Off | On | Off | On | Off | On | Off | On | Off | On | Off |
| 0 | Tyrin Lawrence | 20:57 | 19:03 | 32 - 34 | 36 - 43 | -2 | -7 | 1.53 | 1.89 | 2 | 5 | 17 | 13 | 5 | 2 | 6 | 2 |
| 1 | Colin Smith | 16:00 | 24:00 | 20 - 25 | 48 - 52 | -5 | -4 | 1.25 | 2.00 | 3 | 4 | 17 | 13 | 3 | 4 | 5 | 3 |
| 2 | Noah Shelby | 15:04 | 24:56 | 28 - 32 | 40 - 45 | -4 | -5 | 1.86 | 1.60 | 4 | 3 | 12 | 18 | 2 | 5 | 2 | 6 |
| 4 | Jordan Wright | 24:00 | 16:00 | 48 - 52 | 20 - 25 | -4 | -5 | 2.00 | 1.25 | 4 | 3 | 13 | 17 | 4 | 3 | 3 | 5 |
| 5 | Ezra Manjon | 27:01 | 12:59 | 49 - 54 | 19 - 23 | -5 | -4 | 1.81 | 1.46 | 3 | 4 | 18 | 12 | 5 | 2 | 4 | 4 |
| 10 | Myles Stute | 28:58 | 11:02 | 54 - 54 | 14 - 23 | 0 | -9 | 1.86 | 1.27 | 5 | 2 | 23 | 7 | 7 | 0 | 7 | 1 |
| 12 | Trey Thomas | 16:58 | 23:02 | 27 - 34 | 41 - 43 | -7 | -2 | 1.59 | 1.78 | 5 | 2 | 13 | 17 | 2 | 5 | 4 | 4 |
| 20 | Emmanuel Ansong | 11:02 | 28:58 | 14 - 23 | 54 - 54 | -9 | 0 | 1.27 | 1.86 | 2 | 5 | 7 | 23 | 0 | 7 | 1 | 7 |
| 21 | Liam Robbins | 23:45 | 16:15 | 42 - 48 | 26 - 29 | -6 | -3 | 1.77 | 1.60 | 3 | 4 | 15 | 15 | 4 | 3 | 3 | 5 |
| 34 | Lee Dort | 08:03 | 31:57 | 20 - 11 | 48 - 66 | 9 | -18 | 2.48 | 1.50 | 3 | 4 | 8 | 22 | 3 | 4 | 2 | 6 |
| 42 | Quentin Millora-Brown | 08:12 | 31:48 | 6 - 18 | 62 - 59 | -12 | 3 | 0.73 | 1.95 | 1 | 6 | 7 | 23 | 0 | 7 | 3 | 5 |

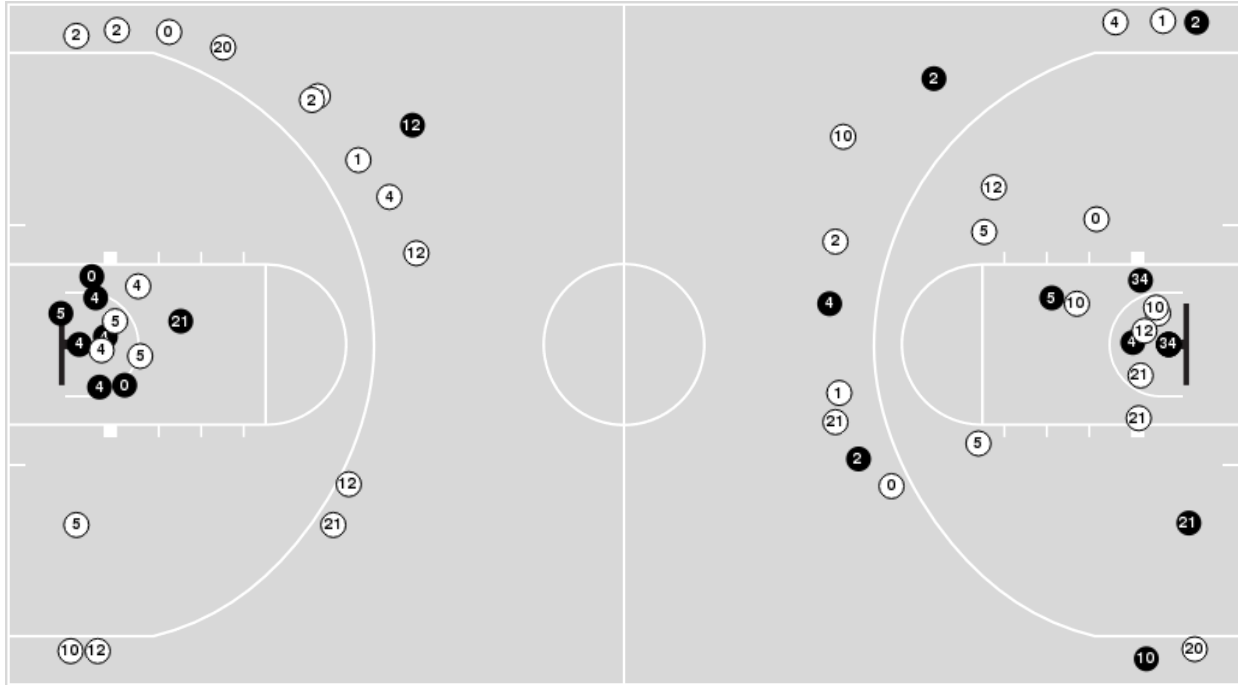
Tennessee

| No | Name | Mins | | Score | | Points Diff | | Points per Min | | Assists | | Rebounds | | Steals | | Turnovers | |
|----|---------------------|-------|-------|---------|---------|-------------|-----|----------------|------|---------|-----|----------|-----|--------|-----|-----------|-----|
| | | On | Off | On | Off | On | Off | On | Off | On | Off | On | Off | On | Off | On | Off |
| 0 | Jonas Aidoo | 21:37 | 18:23 | 42 - 42 | 35 - 26 | 0 | 9 | 1.94 | 1.90 | 12 | 8 | 17 | 19 | 0 | 4 | 8 | 3 |
| 2 | Julian Phillips | 28:34 | 11:26 | 56 - 45 | 21 - 23 | 11 | -2 | 1.96 | 1.84 | 15 | 5 | 26 | 10 | 2 | 2 | 7 | 4 |
| 4 | Tyreke Key | 24:28 | 15:32 | 47 - 34 | 30 - 34 | 13 | -4 | 1.92 | 1.93 | 12 | 8 | 24 | 12 | 3 | 1 | 7 | 4 |
| 5 | Zakai Zeigler | 31:46 | 08:14 | 63 - 64 | 14 - 4 | -1 | 10 | 1.98 | 1.70 | 17 | 3 | 26 | 10 | 3 | 1 | 8 | 3 |
| 11 | Tobe Awaka | 01:56 | 38:04 | 5 - 0 | 72 - 68 | 5 | 4 | 2.59 | 1.89 | 2 | 18 | 1 | 35 | 0 | 4 | 0 | 11 |
| 13 | Olivier Nkamhoua | 28:53 | 11:07 | 54 - 48 | 23 - 20 | 6 | 3 | 1.87 | 2.07 | 14 | 6 | 28 | 8 | 3 | 1 | 9 | 2 |
| 15 | Jahmai Mashack | 05:28 | 34:32 | 8 - 18 | 69 - 50 | -10 | 19 | 1.46 | 2.00 | 3 | 17 | 3 | 33 | 0 | 4 | 2 | 9 |
| 25 | Santiago Vescovi | 26:28 | 13:32 | 49 - 37 | 28 - 31 | 12 | -3 | 1.85 | 2.07 | 11 | 9 | 25 | 11 | 4 | 0 | 8 | 3 |
| 30 | Josiah-Jordan James | 16:08 | 23:52 | 30 - 38 | 47 - 30 | -8 | 17 | 1.86 | 1.97 | 6 | 14 | 13 | 23 | 2 | 2 | 5 | 6 |
| 33 | Uros Plavsic | 14:42 | 25:18 | 31 - 14 | 46 - 54 | 17 | -8 | 2.11 | 1.82 | 8 | 12 | 17 | 19 | 3 | 1 | 1 | 10 |

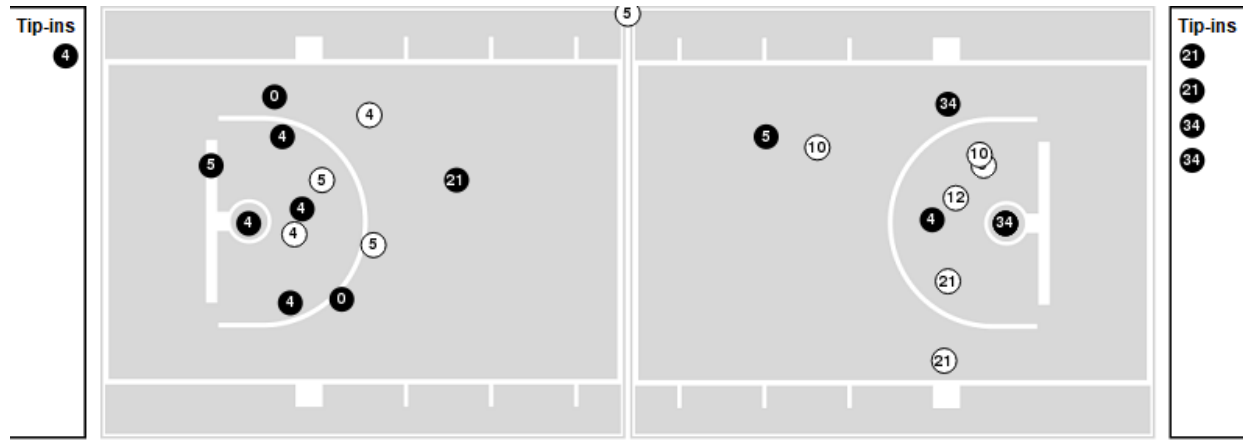


Players => AllFG Types=>AllResults=>All
Vanderbilt

All Field Goals



Blow Up Chart



● Made ○ Missed N - Player Number

| Vanderbilt | M/A | % |
|-------------|-------|----|
| Field Goals | 22/58 | 38 |
| 2 Points | 16/31 | 52 |
| 3 Points | 6/27 | 22 |
| Free Throws | 18/20 | 90 |

| Vanderbilt | M/A | % |
|----------------------|--------------|-----|
| Points in the Paint | 30 (15 / 25) | 60 |
| Fast Break Points | 4 (2/2) | 100 |
| Second Chance Points | 19 (12/14) | 86 |
| Effective FG% | 43 | |

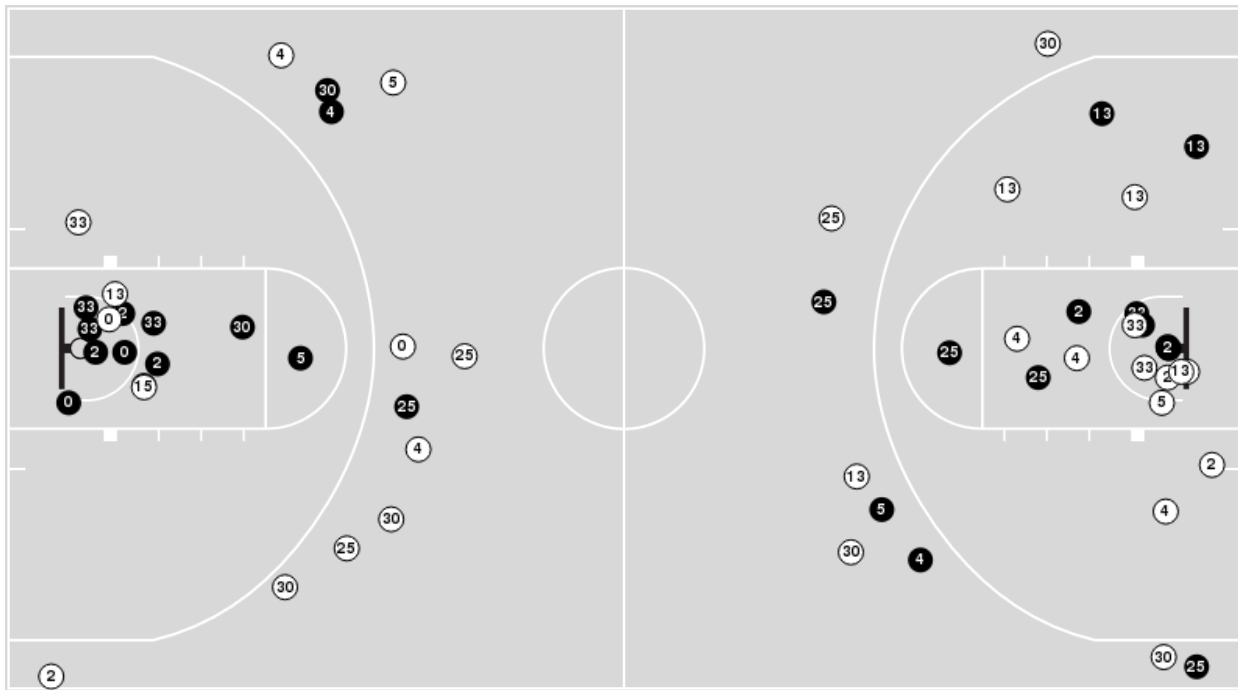


Officials: Don Daily, Patrick Evans, Owen Shortt

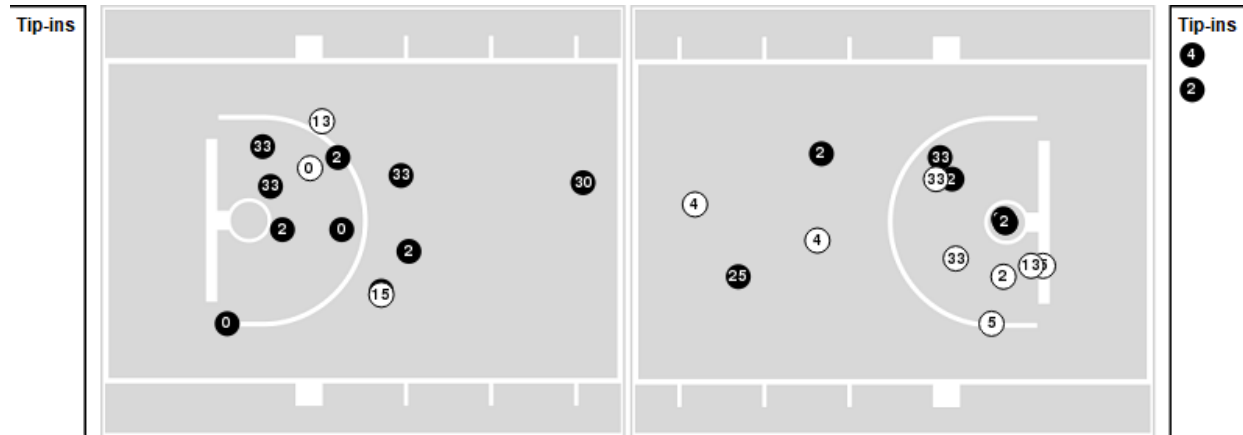
Players => 0, 1, 2, 3, 4, 5, 11, 13, 15, 21, 24, 25, 30, 31, 32, 33, 35, 44 FG Types=>All Results=>All

Tennessee

All Field Goals



Blow Up Chart



● Made ○ Missed N - Player Number

| Tennessee | M/A | % |
|-------------|-------|----|
| Field Goals | 28/58 | 48 |
| 2 Points | 21/37 | 57 |
| 3 Points | 7/21 | 33 |
| Free Throws | 14/15 | 93 |

| Tennessee | M/A | % |
|----------------------|--------------|----|
| Points in the Paint | 34 (17 / 28) | 61 |
| Fast Break Points | 6 (3/4) | 75 |
| Second Chance Points | 8 (5/10) | 50 |
| Effective FG% | 54 | |



Official Basketball Rotations Summary - Final
Vanderbilt at Tennessee
 01/10/23 Thompson-Boling Arena, Knoxville, Tennessee
 2022-23 Tennessee Men's Basketball

Game Time: 9:05 PM
Game Duration: 1:51
Attendance: 16,255

Officials: Don Daily, Patrick Evans, Owen Shortt

Vanderbilt

| Lineup | Quarter On | Time On | Quarter Off | Time Off | Time on Court | Score | Score Diff | Reb | Stl | Tov | Ass | PPP |
|----------------------------------------------------------------------------|------------|---------|-------------|----------|---------------|-------|------------|-----|-----|-----|-----|--------|
| 0- Lawrence T/ 1- Smith C/ 10- Stute M/ 12- Thomas T/ 42- Millora-Brown Q/ | 1 | 20:00 | 1 | 16:37 | 03:23 | 0-5 | -5 | 5 | 0 | 2 | 0 | 0.0000 |
| 0- Lawrence T/ 1- Smith C/ 5- Manjon E/ 10- Stute M/ 21- Robbins L/ | 1 | 16:37 | 1 | 14:11 | 02:26 | 4-4 | 0 | 1 | 1 | 0 | 0 | 1.7241 |
| 0- Lawrence T/ 4- Wright J/ 5- Manjon E/ 10- Stute M/ 21- Robbins L/ | 1 | 14:11 | 1 | 13:16 | 00:55 | 3-1 | 2 | 1 | 1 | 0 | 0 | 2.0833 |
| 2- Shelby N/ 4- Wright J/ 5- Manjon E/ 10- Stute M/ 21- Robbins L/ | 1 | 13:16 | 1 | 12:22 | 00:54 | 4-3 | 1 | 1 | 0 | 0 | 0 | 2.7778 |
| 2- Shelby N/ 4- Wright J/ 5- Manjon E/ 20- Ansong E/ 21- Robbins L/ | 1 | 12:22 | 1 | 12:22 | 00:00 | 1-0 | 1 | 0 | 0 | 0 | 0 | 2.2727 |
| 2- Shelby N/ 4- Wright J/ 5- Manjon E/ 20- Ansong E/ 42- Millora-Brown Q/ | 1 | 12:22 | 1 | 10:15 | 02:07 | 3-8 | -5 | 0 | 0 | 0 | 0 | 1.2931 |
| 2- Shelby N/ 4- Wright J/ 5- Manjon E/ 20- Ansong E/ 21- Robbins L/ | 1 | 10:15 | 1 | 08:28 | 01:47 | 0-3 | -3 | 2 | 0 | 0 | 0 | 0.0000 |
| 2- Shelby N/ 4- Wright J/ 12- Thomas T/ 20- Ansong E/ 21- Robbins L/ | 1 | 08:28 | 1 | 08:05 | 00:23 | 3-0 | 3 | 0 | 0 | 0 | 1 | 3.0000 |
| 2- Shelby N/ 4- Wright J/ 10- Stute M/ 12- Thomas T/ 21- Robbins L/ | 1 | 08:05 | 1 | 07:14 | 00:51 | 2-2 | 0 | 0 | 0 | 0 | 0 | 2.0000 |
| 1- Smith C/ 2- Shelby N/ 10- Stute M/ 12- Thomas T/ 34- Dort L/ | 1 | 07:14 | 1 | 02:39 | 04:35 | 10-9 | 1 | 4 | 2 | 1 | 2 | 1.4286 |
| 0- Lawrence T/ 4- Wright J/ 5- Manjon E/ 10- Stute M/ 34- Dort L/ | 1 | 02:39 | 2 | 20:00 | 02:39 | 9-2 | 7 | 3 | 1 | 0 | 1 | 1.8000 |
| 0- Lawrence T/ 4- Wright J/ 5- Manjon E/ 10- Stute M/ 21- Robbins L/ | 2 | 20:00 | 2 | 15:55 | 04:05 | 0-9 | -9 | 2 | 1 | 2 | 0 | 0.0000 |
| 0- Lawrence T/ 4- Wright J/ 5- Manjon E/ 20- Ansong E/ 21- Robbins L/ | 2 | 15:55 | 2 | 13:37 | 02:18 | 2-5 | -3 | 0 | 0 | 0 | 0 | 0.5000 |
| 1- Smith C/ 2- Shelby N/ 5- Manjon E/ 20- Ansong E/ 21- Robbins L/ | 2 | 13:37 | 2 | 12:57 | 00:40 | 1-0 | 1 | 2 | 0 | 0 | 0 | 2.2727 |
| 1- Smith C/ 2- Shelby N/ 12- Thomas T/ 20- Ansong E/ 21- Robbins L/ | 2 | 12:57 | 2 | 11:52 | 01:05 | 1-2 | -1 | 1 | 0 | 0 | 0 | 0.6944 |
| 1- Smith C/ 2- Shelby N/ 12- Thomas T/ 20- Ansong E/ 42- Millora-Brown Q/ | 2 | 11:52 | 2 | 09:10 | 02:42 | 3-5 | -2 | 2 | 0 | 1 | 1 | 0.6000 |
| 1- Smith C/ 5- Manjon E/ 10- Stute M/ 12- Thomas T/ 21- Robbins L/ | 2 | 09:10 | 2 | 08:50 | 00:20 | 0-0 | 0 | 1 | 0 | 0 | 0 | 0.0000 |
| 4- Wright J/ 5- Manjon E/ 10- Stute M/ 12- Thomas T/ 21- Robbins L/ | 2 | 08:50 | 2 | 05:11 | 03:39 | 8-11 | -3 | 0 | 0 | 0 | 1 | 1.3605 |
| 0- Lawrence T/ 4- Wright J/ 5- Manjon E/ 10- Stute M/ 21- Robbins L/ | 2 | 05:11 | 2 | 00:48 | 04:22 | 13-8 | 5 | 4 | 1 | 1 | 1 | 1.5046 |
| 0- Lawrence T/ 1- Smith C/ 5- Manjon E/ 10- Stute M/ 34- Dort L/ | 2 | 00:48 | 2 | 00:00 | 00:49 | 1-0 | 1 | 1 | 0 | 1 | 0 | 0.6944 |



Officials: Don Daily, Patrick Evans, Owen Shortt

Tennessee

| Lineup | Quarter On | Time On | Quarter Off | Time Off | Time on Court | Score | Score Diff | Reb | Stl | Tov | Ass | PPP |
|--------------------------------------------------------------------------|------------|---------|-------------|----------|---------------|-------|------------|-----|-----|-----|-----|--------|
| 2- Phillips J/ 4- Key T/ 13- Nkamhoua O/ 25- Vescovi S/ 33- Plavsic U/ | 1 | 20:00 | 1 | 17:46 | 02:14 | 2-0 | 2 | 2 | 0 | 0 | 1 | 0.6667 |
| 0- Aidoo J/ 2- Phillips J/ 4- Key T/ 13- Nkamhoua O/ 25- Vescovi S/ | 1 | 17:46 | 1 | 17:36 | 00:10 | 0-0 | 0 | 0 | 0 | 0 | 0 | 0.0000 |
| 0- Aidoo J/ 2- Phillips J/ 4- Key T/ 11- Awaka T/ 25- Vescovi S/ | 1 | 17:36 | 1 | 16:37 | 00:59 | 3-0 | 3 | 1 | 0 | 0 | 1 | 3.0000 |
| 0- Aidoo J/ 2- Phillips J/ 5- Zeigler Z/ 11- Awaka T/ 25- Vescovi S/ | 1 | 16:37 | 1 | 15:40 | 00:57 | 2-0 | 2 | 0 | 0 | 0 | 1 | 2.0000 |
| 0- Aidoo J/ 5- Zeigler Z/ 15- Mashack J/ 25- Vescovi S/ 30- James J/ | 1 | 15:40 | 1 | 14:11 | 01:29 | 2-4 | -2 | 1 | 0 | 1 | 1 | 1.0000 |
| 0- Aidoo J/ 4- Key T/ 5- Zeigler Z/ 15- Mashack J/ 30- James J/ | 1 | 14:11 | 1 | 13:16 | 00:55 | 1-3 | -2 | 0 | 0 | 1 | 0 | 0.6944 |
| 4- Key T/ 5- Zeigler Z/ 15- Mashack J/ 30- James J/ 33- Plavsic U/ | 1 | 13:16 | 1 | 13:16 | 00:00 | 1-0 | 1 | 0 | 0 | 0 | 0 | 2.2727 |
| 4- Key T/ 5- Zeigler Z/ 13- Nkamhoua O/ 15- Mashack J/ 33- Plavsic U/ | 1 | 13:16 | 1 | 12:22 | 00:54 | 2-4 | -2 | 0 | 0 | 0 | 1 | 2.0000 |
| 2- Phillips J/ 4- Key T/ 5- Zeigler Z/ 13- Nkamhoua O/ 33- Plavsic U/ | 1 | 12:22 | 1 | 11:41 | 00:41 | 2-1 | 1 | 0 | 0 | 0 | 1 | 2.0000 |
| 2- Phillips J/ 4- Key T/ 13- Nkamhoua O/ 25- Vescovi S/ 33- Plavsic U/ | 1 | 11:41 | 1 | 11:23 | 00:18 | 0-2 | -2 | 0 | 0 | 0 | 0 | 0.0000 |
| 2- Phillips J/ 4- Key T/ 5- Zeigler Z/ 13- Nkamhoua O/ 33- Plavsic U/ | 1 | 11:23 | 1 | 08:28 | 02:55 | 9-1 | 8 | 4 | 0 | 0 | 3 | 1.5306 |
| 0- Aidoo J/ 2- Phillips J/ 4- Key T/ 5- Zeigler Z/ 30- James J/ | 1 | 08:28 | 1 | 06:00 | 02:28 | 7-8 | -1 | 1 | 0 | 0 | 2 | 2.4306 |
| 0- Aidoo J/ 4- Key T/ 5- Zeigler Z/ 13- Nkamhoua O/ 30- James J/ | 1 | 06:00 | 1 | 02:39 | 03:21 | 4-7 | -3 | 4 | 0 | 2 | 1 | 0.6667 |
| 0- Aidoo J/ 2- Phillips J/ 5- Zeigler Z/ 13- Nkamhoua O/ 15- Mashack J/ | 1 | 02:39 | 1 | 00:29 | 02:10 | 2-7 | -5 | 2 | 0 | 0 | 1 | 0.8197 |
| 0- Aidoo J/ 2- Phillips J/ 5- Zeigler Z/ 13- Nkamhoua O/ 25- Vescovi S/ | 1 | 00:29 | 2 | 20:00 | 00:29 | 0-2 | -2 | 0 | 0 | 1 | 0 | 0.0000 |
| 2- Phillips J/ 4- Key T/ 13- Nkamhoua O/ 25- Vescovi S/ 33- Plavsic U/ | 2 | 20:00 | 2 | 17:37 | 02:23 | 4-0 | 4 | 5 | 1 | 1 | 0 | 1.0309 |
| 0- Aidoo J/ 2- Phillips J/ 4- Key T/ 13- Nkamhoua O/ 25- Vescovi S/ | 2 | 17:37 | 2 | 15:55 | 01:42 | 5-0 | 5 | 2 | 0 | 1 | 1 | 1.6667 |
| 0- Aidoo J/ 2- Phillips J/ 5- Zeigler Z/ 13- Nkamhoua O/ 25- Vescovi S/ | 2 | 15:55 | 2 | 13:37 | 02:18 | 5-2 | 3 | 4 | 0 | 1 | 1 | 1.7361 |
| 0- Aidoo J/ 2- Phillips J/ 5- Zeigler Z/ 13- Nkamhoua O/ 30- James J/ | 2 | 13:37 | 2 | 13:29 | 00:08 | 0-0 | 0 | 0 | 0 | 0 | 0 | 0.0000 |
| 0- Aidoo J/ 2- Phillips J/ 5- Zeigler Z/ 25- Vescovi S/ 30- James J/ | 2 | 13:29 | 2 | 12:57 | 00:32 | 0-1 | -1 | 0 | 0 | 0 | 0 | 0.0000 |
| 2- Phillips J/ 5- Zeigler Z/ 25- Vescovi S/ 30- James J/ 33- Plavsic U/ | 2 | 12:57 | 2 | 12:27 | 00:30 | 0-1 | -1 | 1 | 0 | 0 | 0 | 0.0000 |
| 4- Key T/ 5- Zeigler Z/ 25- Vescovi S/ 30- James J/ 33- Plavsic U/ | 2 | 12:27 | 2 | 09:10 | 03:17 | 7-3 | 4 | 4 | 1 | 0 | 1 | 1.4000 |
| 0- Aidoo J/ 2- Phillips J/ 5- Zeigler Z/ 13- Nkamhoua O/ 25- Vescovi S/ | 2 | 09:10 | 2 | 07:34 | 01:36 | 4-2 | 2 | 1 | 0 | 0 | 1 | 1.3333 |
| 0- Aidoo J/ 2- Phillips J/ 4- Key T/ 13- Nkamhoua O/ 25- Vescovi S/ | 2 | 07:34 | 2 | 07:06 | 00:28 | 0-2 | -2 | 0 | 0 | 1 | 0 | 0.0000 |
| 0- Aidoo J/ 2- Phillips J/ 5- Zeigler Z/ 13- Nkamhoua O/ 25- Vescovi S/ | 2 | 07:06 | 2 | 05:11 | 01:55 | 7-4 | 3 | 1 | 0 | 0 | 2 | 2.3333 |
| 5- Zeigler Z/ 13- Nkamhoua O/ 25- Vescovi S/ 30- James J/ 33- Plavsic U/ | 2 | 05:11 | 2 | 03:41 | 01:30 | 4-2 | 2 | 1 | 1 | 0 | 1 | 2.1277 |
| 2- Phillips J/ 5- Zeigler Z/ 13- Nkamhoua O/ 25- Vescovi S/ 30- James J/ | 2 | 03:41 | 2 | 02:30 | 01:11 | 2-8 | -6 | 1 | 0 | 1 | 0 | 0.6667 |
| 2- Phillips J/ 4- Key T/ 5- Zeigler Z/ 13- Nkamhoua O/ 25- Vescovi S/ | 2 | 02:30 | 2 | 01:58 | 00:32 | 0-1 | -1 | 1 | 0 | 0 | 0 | 0.0000 |
| 2- Phillips J/ 5- Zeigler Z/ 13- Nkamhoua O/ 25- Vescovi S/ 30- James J/ | 2 | 01:58 | 2 | 01:11 | 00:47 | 2-1 | 1 | 0 | 0 | 0 | 0 | 2.2727 |
| 2- Phillips J/ 4- Key T/ 5- Zeigler Z/ 13- Nkamhoua O/ 25- Vescovi S/ | 2 | 01:11 | 2 | 00:00 | 01:11 | 0-2 | -2 | 0 | 1 | 1 | 0 | 0.0000 |



Vanderbilt at Tennessee

01/10/23 Thompson-Boling Arena, Knoxville, Tennessee
2022-23 Tennessee Men's Basketball

Game Time: 9:05 PM
Game Duration: 1:51
Attendance: 16,255

Officials: Don Daily, Patrick Evans, Owen Shortt

Vanderbilt

| Lineup | Time | Score | Score Diff | Pts/Min | Reb | Stl | Tov | Ass | PPP |
|----------------------------------------------------------------------------|-------|-------|------------|---------|-----|-----|-----|-----|--------|
| 0- Lawrence T/ 4- Wright J/ 5- Manjon E/ 10- Stute M/ 21- Robbins L/ | 09:22 | 16-18 | -2 | 1.7082 | 7 | 3 | 3 | 1 | 0.9950 |
| 1- Smith C/ 2- Shelby N/ 10- Stute M/ 12- Thomas T/ 34- Dort L/ | 04:35 | 10-9 | 1 | 2.1818 | 4 | 2 | 1 | 2 | 1.4286 |
| 4- Wright J/ 5- Manjon E/ 10- Stute M/ 12- Thomas T/ 21- Robbins L/ | 03:39 | 8-11 | -3 | 2.1918 | 0 | 0 | 0 | 1 | 1.3605 |
| 0- Lawrence T/ 1- Smith C/ 10- Stute M/ 12- Thomas T/ 42- Millora-Brown Q/ | 03:23 | 0-5 | -5 | 0.0000 | 5 | 0 | 2 | 0 | 0.0000 |
| 1- Smith C/ 2- Shelby N/ 12- Thomas T/ 20- Ansong E/ 42- Millora-Brown Q/ | 02:42 | 3-5 | -2 | 1.1111 | 2 | 0 | 1 | 1 | 0.6000 |
| 0- Lawrence T/ 4- Wright J/ 5- Manjon E/ 10- Stute M/ 34- Dort L/ | 02:39 | 9-2 | 7 | 3.3962 | 3 | 1 | 0 | 1 | 1.8000 |
| 0- Lawrence T/ 1- Smith C/ 5- Manjon E/ 10- Stute M/ 21- Robbins L/ | 02:26 | 4-4 | 0 | 1.6438 | 1 | 1 | 0 | 0 | 1.7241 |
| 0- Lawrence T/ 4- Wright J/ 5- Manjon E/ 20- Ansong E/ 21- Robbins L/ | 02:18 | 2-5 | -3 | 0.8696 | 0 | 0 | 0 | 0 | 0.5000 |
| 2- Shelby N/ 4- Wright J/ 5- Manjon E/ 20- Ansong E/ 42- Millora-Brown Q/ | 02:07 | 3-8 | -5 | 1.4173 | 0 | 0 | 0 | 0 | 1.2931 |
| 2- Shelby N/ 4- Wright J/ 5- Manjon E/ 20- Ansong E/ 21- Robbins L/ | 01:47 | 1-3 | -2 | 0.5607 | 2 | 0 | 0 | 0 | 0.2907 |
| 1- Smith C/ 2- Shelby N/ 12- Thomas T/ 20- Ansong E/ 21- Robbins L/ | 01:05 | 1-2 | -1 | 0.9231 | 1 | 0 | 0 | 0 | 0.6944 |
| 2- Shelby N/ 4- Wright J/ 5- Manjon E/ 10- Stute M/ 21- Robbins L/ | 00:54 | 4-3 | 1 | 4.4444 | 1 | 0 | 0 | 0 | 2.7778 |
| 2- Shelby N/ 4- Wright J/ 10- Stute M/ 12- Thomas T/ 21- Robbins L/ | 00:51 | 2-2 | 0 | 2.3529 | 0 | 0 | 0 | 0 | 2.0000 |
| 0- Lawrence T/ 1- Smith C/ 5- Manjon E/ 10- Stute M/ 34- Dort L/ | 00:49 | 1-0 | 1 | 1.2245 | 1 | 0 | 1 | 0 | 0.6944 |
| 1- Smith C/ 2- Shelby N/ 5- Manjon E/ 20- Ansong E/ 21- Robbins L/ | 00:40 | 1-0 | 1 | 1.5000 | 2 | 0 | 0 | 0 | 2.2727 |
| 2- Shelby N/ 4- Wright J/ 12- Thomas T/ 20- Ansong E/ 21- Robbins L/ | 00:23 | 3-0 | 3 | 7.8261 | 0 | 0 | 0 | 1 | 3.0000 |
| 1- Smith C/ 5- Manjon E/ 10- Stute M/ 12- Thomas T/ 21- Robbins L/ | 00:20 | 0-0 | 0 | 0.0000 | 1 | 0 | 0 | 0 | 0.0000 |



Vanderbilt at Tennessee

01/10/23 Thompson-Boling Arena, Knoxville, Tennessee
2022-23 Tennessee Men's Basketball

Game Time: 9:05 PM
Game Duration: 1:51
Attendance: 16,255

Officials: Don Daily, Patrick Evans, Owen Shortt

Tennessee

| Lineup | Time | Score | Score Diff | Pts/Min | Reb | Stl | Tov | Ass | PPP |
|--------------------------------------------------------------------------|-------|-------|------------|---------|-----|-----|-----|-----|--------|
| 0- Aidoo J/ 2- Phillips J/ 5- Zeigler Z/ 13- Nkamhoua O/ 25- Vescovi S/ | 06:18 | 16-10 | 6 | 2.5397 | 6 | 0 | 2 | 4 | 1.6194 |
| 2- Phillips J/ 4- Key T/ 13- Nkamhoua O/ 25- Vescovi S/ 33- Plavsic U/ | 04:55 | 6-2 | 4 | 1.2203 | 7 | 1 | 1 | 1 | 0.8721 |
| 2- Phillips J/ 4- Key T/ 5- Zeigler Z/ 13- Nkamhoua O/ 33- Plavsic U/ | 03:36 | 11-2 | 9 | 3.0556 | 4 | 0 | 0 | 4 | 1.5988 |
| 0- Aidoo J/ 4- Key T/ 5- Zeigler Z/ 13- Nkamhoua O/ 30- James J/ | 03:21 | 4-7 | -3 | 1.1940 | 4 | 0 | 2 | 1 | 0.6667 |
| 4- Key T/ 5- Zeigler Z/ 25- Vescovi S/ 30- James J/ 33- Plavsic U/ | 03:17 | 7-3 | 4 | 2.1320 | 4 | 1 | 0 | 1 | 1.4000 |
| 0- Aidoo J/ 2- Phillips J/ 4- Key T/ 5- Zeigler Z/ 30- James J/ | 02:28 | 7-8 | -1 | 2.8378 | 1 | 0 | 0 | 2 | 2.4306 |
| 0- Aidoo J/ 2- Phillips J/ 4- Key T/ 13- Nkamhoua O/ 25- Vescovi S/ | 02:20 | 5-2 | 3 | 2.1429 | 2 | 0 | 2 | 1 | 1.0000 |
| 0- Aidoo J/ 2- Phillips J/ 5- Zeigler Z/ 13- Nkamhoua O/ 15- Mashack J/ | 02:10 | 2-7 | -5 | 0.9231 | 2 | 0 | 0 | 1 | 0.8197 |
| 2- Phillips J/ 5- Zeigler Z/ 13- Nkamhoua O/ 25- Vescovi S/ 30- James J/ | 01:58 | 4-9 | -5 | 2.0339 | 1 | 0 | 1 | 0 | 1.0309 |
| 2- Phillips J/ 4- Key T/ 5- Zeigler Z/ 13- Nkamhoua O/ 25- Vescovi S/ | 01:43 | 0-3 | -3 | 0.0000 | 1 | 1 | 1 | 0 | 0.0000 |
| 5- Zeigler Z/ 13- Nkamhoua O/ 25- Vescovi S/ 30- James J/ 33- Plavsic U/ | 01:30 | 4-2 | 2 | 2.6667 | 1 | 1 | 0 | 1 | 2.1277 |
| 0- Aidoo J/ 5- Zeigler Z/ 15- Mashack J/ 25- Vescovi S/ 30- James J/ | 01:29 | 2-4 | -2 | 1.3483 | 1 | 0 | 1 | 1 | 1.0000 |
| 0- Aidoo J/ 2- Phillips J/ 4- Key T/ 11- Awaka T/ 25- Vescovi S/ | 00:59 | 3-0 | 3 | 3.0508 | 1 | 0 | 0 | 1 | 3.0000 |
| 0- Aidoo J/ 2- Phillips J/ 5- Zeigler Z/ 11- Awaka T/ 25- Vescovi S/ | 00:57 | 2-0 | 2 | 2.1053 | 0 | 0 | 0 | 1 | 2.0000 |
| 0- Aidoo J/ 4- Key T/ 5- Zeigler Z/ 15- Mashack J/ 30- James J/ | 00:55 | 1-3 | -2 | 1.0909 | 0 | 0 | 1 | 0 | 0.6944 |
| 4- Key T/ 5- Zeigler Z/ 13- Nkamhoua O/ 15- Mashack J/ 33- Plavsic U/ | 00:54 | 2-4 | -2 | 2.2222 | 0 | 0 | 0 | 1 | 2.0000 |
| 0- Aidoo J/ 2- Phillips J/ 5- Zeigler Z/ 25- Vescovi S/ 30- James J/ | 00:32 | 0-1 | -1 | 0.0000 | 0 | 0 | 0 | 0 | 0.0000 |
| 2- Phillips J/ 5- Zeigler Z/ 25- Vescovi S/ 30- James J/ 33- Plavsic U/ | 00:30 | 0-1 | -1 | 0.0000 | 1 | 0 | 0 | 0 | 0.0000 |
| 0- Aidoo J/ 2- Phillips J/ 5- Zeigler Z/ 13- Nkamhoua O/ 30- James J/ | 00:08 | 0-0 | 0 | 0.0000 | 0 | 0 | 0 | 0 | 0.0000 |
| 4- Key T/ 5- Zeigler Z/ 15- Mashack J/ 30- James J/ 33- Plavsic U/ | 00:00 | 1-0 | 1 | ∞ | 0 | 0 | 0 | 0 | 2.2727 |