



Officials: Chuck Jones, Steven Anderson, Eddie Shanon

South Carolina - 79

Record: 7-7 (0-1)

NO.	Name	F	Min	FG		3P		FT		Rebounds			Fouls		TP	AS	TO	ST	Blocks		+/-
				M-A	M-A	M-A	OR	DR	TOT	PF	FD	BS	BA								
10	Hayden Brown	F	32:36	5-14	2-6	0-0	0	4	4	5	0	12	1	1	1	1	1	0	6		
23	Gregory "GG" Jackson II	F	40:26	6-16	0-7	1-3	2	5	7	3	6	13	1	2	2	0	0	-4			
31	Benjamin Bosmans-Verdonk	F	20:33	0-2	0-0	2-2	4	0	4	5	2	2	1	2	0	0	1	-4			
2	Chico Carter, Jr.	G	36:13	9-14	4-6	2-4	3	3	6	2	2	24	3	0	0	0	3	4			
5	Meechie Johnson	G	40:55	7-15	2-6	2-2	1	4	5	3	3	18	3	4	0	0	1	4			
1	Jacobi Wright		30:21	0-5	0-3	2-2	0	3	3	3	1	2	1	0	1	0	1	-12			
33	Josh Gray		06:10	2-2	0-0	1-2	1	2	3	3	1	5	0	1	0	0	0	-5			
12	Zachary Davis		09:34	1-1	1-1	0-0	0	1	1	0	0	3	0	0	0	0	0	-7			
21	Ja'Von Benson		00:17	0-0	0-0	0-0	0	0	0	0	0	0	0	0	0	0	0	-3			
30	Daniel Hankins-Sanford		07:55	0-3	0-0	0-0	1	0	1	1	0	0	0	0	0	0	1	-4			
Team										2	2	4	0		1						
<b>Totals</b>				30-72	9-29	10-15	14	24	38	25	15	79	10	11	4	1	7	-5			

Shooting By Period		
1st FG%	13-36	36.1%
3PT%	6-14	42.9%
FT%	0-0	0%
2nd FG%	14-31	45.2%
3PT%	3-14	21.4%
FT%	4-7	57.1%
OT FG%	3-5	60.0%
3PT%	0-1	0.0%
FT%	6-8	75%
GM FG%	30-72	41.7%
3PT%	9-29	31.0%
FT%	10-15	66.7%

Dead Ball Rebounds: 3, 1

Technical Fouls: NONE

Vanderbilt - 84

Record: 8-6 (1-0)

NO.	Name	F	Min	FG		3P		FT		Rebounds			Fouls		TP	AS	TO	ST	Blocks		+/-
				M-A	M-A	M-A	OR	DR	TOT	PF	FD	BS	BA								
1	Colin Smith	F	15:56	1-6	1-5	0-0	3	1	4	1	1	3	2	0	2	0	0	0	0	-5	
10	Myles Stute	F	30:18	2-7	1-5	0-0	1	7	8	3	0	5	1	1	0	0	0	3			
42	Quentin Millora-Brown	F	16:16	1-1	0-0	0-0	4	3	7	2	2	2	0	3	0	0	0	-5			
0	Tyrin Lawrence	G	33:04	3-11	1-3	3-7	0	3	3	1	4	10	0	0	0	0	1	-3			
12	Trey Thomas	G	18:54	0-2	0-1	0-0	1	1	2	0	0	0	0	0	0	0	0	-5			
4	Jordan Wright		29:45	4-9	3-4	2-4	0	3	3	4	2	13	3	3	0	0	0	6			
5	Ezra Manjon		32:21	8-13	0-0	8-9	0	4	4	3	6	24	3	3	0	0	0	11			
21	Liam Robbins		28:44	6-8	0-0	10-15	3	4	7	1	10	22	4	0	1	6	0	10			
2	Noah Shelby		08:12	1-1	1-1	0-0	0	0	0	0	0	3	0	0	0	0	0	10			
20	Emmanuel Ansong		11:30	1-2	0-0	0-0	1	2	3	0	0	2	0	1	0	1	0	3			
Team										1	2	3	0		2						
<b>Totals</b>				27-60	7-19	23-35	14	30	44	15	25	84	13	13	3	7	1	5			

Shooting By Period		
1st FG%	13-27	48.1%
3PT%	5-10	50.0%
FT%	3-8	37.5%
2nd FG%	12-30	40.0%
3PT%	2-9	22.2%
FT%	7-13	53.8%
OT FG%	2-3	66.7%
3PT%	0-0	0.0%
FT%	13-14	92.9%
GM FG%	27-60	45.0%
3PT%	7-19	36.8%
FT%	23-35	65.7%

Dead Ball Rebounds: 6, 0

Technical Fouls: NONE

	USC	VAN
Biggest lead	8 (1 <sup>st</sup> 15:10)	7 (1 <sup>st</sup> OT 0:21)
Best Scoring Run	10 (2 <sup>nd</sup> 14:53)	8 (1 <sup>st</sup> 8:27)
Lead Changes	5	
Times Tied	8	
Time with Lead	22:36	16:36

	USC	VAN
Points from	14	11
Turnovers	32	36
Paint	8	6
Second Chance	4	20
Fast Breaks	10	64
Bench		

	Period by Period Scoring			
	1st	2nd	OT1	TOT
USC	32	35	12	79
VAN	34	33	17	84



**Period 1**

**Quarter Starters:**

<b>VAN</b>	0 Lawrence T	1 Smith C	10 Stute M	12 Thomas T	42 Millora-Brown Q
<b>USC</b>	2 Carter, Jr. C	5 Johnson M	10 Brown H	23 Jackson II G	31 Bosmans-Verdonk B

Game Time	VAN	Score	Diff	USC
20:00	42 MILLORA-BROWN Q jumpball lost			23 JACKSON II G jumpball won
19:45	1 SMITH C steal (1)			23 JACKSON II G turnover bad pass (1)
19:30	10 STUTE M 3pt FG from turnover, jump shot missed			
19:24	1 SMITH C offensive rebound (1)			
19:22	0 LAWRENCE T 3pt FG from turnover second chance, jump shot missed			
19:18				23 JACKSON II G defensive rebound (1)
19:18	1 SMITH C foul personal (1 - 1)			23 JACKSON II G foul drawn (1)
18:55		<b>0-3</b>	<b>-3</b>	2 CARTER, JR. C 3pt FG , jump shot made (3)
18:55				5 JOHNSON M assist (1)
18:26	42 MILLORA-BROWN Q 2pt FG in the paint, driving layup made (2)	<b>2-3</b>	<b>-1</b>	
18:26	1 SMITH C assist (1)			
18:13		<b>2-5</b>	<b>-3</b>	23 JACKSON II G 2pt FG in the paint, layup made (2)
17:50	1 SMITH C 3pt FG , jump shot missed			
17:44				10 BROWN H defensive rebound (1)
17:38		<b>2-8</b>	<b>-6</b>	2 CARTER, JR. C 3pt FG , jump shot made (6)
17:38				10 BROWN H assist (1)
17:09	jump ball situation			
17:06	10 STUTE M 3pt FG , jump shot made (3)	<b>5-8</b>	<b>-3</b>	
17:06	1 SMITH C assist (2)			
16:46		<b>5-10</b>	<b>-5</b>	2 CARTER, JR. C 2pt FG in the paint, layup made (8)
16:46				31 BOSMANS-VERDONK B assist (1)
16:23	1 SMITH C foul drawn (1)			31 BOSMANS-VERDONK B foul personal (1 - 1)
16:23	0 LAWRENCE T 2pt FG outside the paint, jump shot missed			
16:23				23 JACKSON II G defensive rebound (2)
16:22	42 MILLORA-BROWN Q foul personal (1 - 2)			31 BOSMANS-VERDONK B foul drawn (1)
16:22				2 CARTER, JR. C substitution out
16:22				1 WRIGHT J substitution in
16:16				10 BROWN H 3pt FG , jump shot missed
16:13				31 BOSMANS-VERDONK B offensive rebound (1)
16:10	1 SMITH C steal (2)			31 BOSMANS-VERDONK B turnover bad pass (1)
15:39	turnover shot clock (1)			
15:27	Timeout media			
15:27				31 BOSMANS-VERDONK B substitution out
15:27				33 GRAY J substitution in
15:10		<b>5-13</b>	<b>-8</b>	5 JOHNSON M 3pt FG from turnover, jump shot made (3)
15:10				23 JACKSON II G assist (1)
14:56	1 SMITH C substitution out			
14:56	12 THOMAS T substitution out			
14:56	42 MILLORA-BROWN Q substitution out			
14:56	4 WRIGHT J substitution in			
14:56	5 MANJON E substitution in			
14:56	21 ROBBINS L substitution in			



**South Carolina at Vanderbilt**

01/03/23 Memorial Gymnasium, Nashville  
2022-23 Men's Basketball

**Game Time:** 6:00 PM  
**Game Duration:** 2:20  
**Attendance:** 6,344

**Officials:** Chuck Jones, Steven Anderson, Eddie Shanon

Game Time	VAN	Score	Diff	USC
14:39	10 STUTE M 2pt FG in the paint, jump shot missed			
14:37				defensive rebound (5)
14:23	21 ROBBINS L foul drawn (1)			33 GRAY J foul offensive (1 - 2)
14:23				33 GRAY J turnover offensive (1)
14:07	4 WRIGHT J 2pt FG from turnover outside the paint, jump shot missed			
14:03	10 STUTE M offensive rebound (1)			
14:00	0 LAWRENCE T 3pt FG from turnover second chance, jump shot made (3)	<b>8-13</b>	<b>-5</b>	
14:00	10 STUTE M assist (1)			
13:41		<b>8-15</b>	<b>-7</b>	33 GRAY J 2pt FG in the paint, layup made (2)
13:30	0 LAWRENCE T 2pt FG in the paint, jump shot missed			
13:24				33 GRAY J defensive rebound (1)
13:21				23 JACKSON II G 3pt FG , jump shot missed
13:17	10 STUTE M defensive rebound (2)			
13:08	5 MANJON E 2pt FG in the paint, layup missed			
13:05	21 ROBBINS L offensive rebound (1)			
13:05	21 ROBBINS L 2pt FG second chance in the paint, layup missed			
13:05				defensive rebound (7)
13:05				10 BROWN H substitution out
13:05				12 DAVIS Z substitution in
13:05	0 LAWRENCE T substitution out			
13:05	2 SHELBY N substitution in			
12:54				1 WRIGHT J 2pt FG outside the paint, jump shot missed
12:48				33 GRAY J offensive rebound (2)
12:47				23 JACKSON II G 3pt FG second chance, jump shot missed
12:39	21 ROBBINS L defensive rebound (2)			
12:38	5 MANJON E 2pt FG in the paint, driving layup made (2)	<b>10-15</b>	<b>-5</b>	
12:08		<b>10-17</b>	<b>-7</b>	23 JACKSON II G 2pt FG in the paint, layup made (4)
11:45	21 ROBBINS L 2pt FG in the paint, layup made (2)	<b>12-17</b>	<b>-5</b>	
11:45	4 WRIGHT J assist (1)			
11:30				5 JOHNSON M 2pt FG in the paint, driving layup missed
11:26	10 STUTE M defensive rebound (3)			
11:22	5 MANJON E 2pt FG fast break in the paint, layup made (4)	<b>14-17</b>	<b>-3</b>	
11:22	5 MANJON E foul drawn (1)			1 WRIGHT J foul shooting (1 - 3)
11:22	Timeout media			
11:22	10 STUTE M substitution out			
11:22	20 ANSONG E substitution in			
11:22				1 WRIGHT J substitution out
11:22				23 JACKSON II G substitution out
11:22				33 GRAY J substitution out
11:22				2 CARTER, JR. C substitution in
11:22				10 BROWN H substitution in
11:22				31 BOSMANS-VERDONK B substitution in
11:20	5 MANJON E free throw fast break 1 - 1 missed			
11:19				2 CARTER, JR. C defensive rebound (1)
11:06				10 BROWN H 2pt FG in the paint, layup missed
11:03	21 ROBBINS L defensive rebound (3)			
10:26	21 ROBBINS L 2pt FG in the paint, jump shot missed			
10:22				12 DAVIS Z defensive rebound (1)



**South Carolina at Vanderbilt**

01/03/23 Memorial Gymnasium, Nashville  
2022-23 Men's Basketball

**Game Time:** 6:00 PM  
**Game Duration:** 2:20  
**Attendance:** 6,344

**Officials:** Chuck Jones, Steven Anderson, Eddie Shanon

Game Time	VAN	Score	Diff	USC
10:18		<b>14-20</b>	<b>-6</b>	10 BROWN H 3pt FG , jump shot made (3)
10:18				2 CARTER, JR. C assist (1)
10:13	4 WRIGHT J turnover lost ball (1)			
10:13				5 JOHNSON M substitution out
10:13				1 WRIGHT J substitution in
10:11				31 BOSMANS-VERDONK B 2pt FG from turnover in the paint, layup blocked
10:11	21 ROBBINS L block (1)			
10:04	4 WRIGHT J defensive rebound (1)			
10:04	20 ANSONG E turnover bad pass (1)			10 BROWN H steal (1)
09:58				10 BROWN H 2pt FG from turnover in the paint, layup missed
09:53	4 WRIGHT J defensive rebound (2)			
09:44	4 WRIGHT J 3pt FG , jump shot made (3)	<b>17-20</b>	<b>-3</b>	
09:44	5 MANJON E assist (1)			
09:12				2 CARTER, JR. C 2pt FG outside the paint, jump shot blocked
09:12	21 ROBBINS L block (2)			
09:12				offensive rebound (11)
09:12				12 DAVIS Z substitution out
09:12				21 BENSON J substitution in
09:10				2 CARTER, JR. C 3pt FG second chance, jump shot missed
09:07	20 ANSONG E defensive rebound (1)			
09:02	2 SHELBY N 3pt FG fast break, jump shot made (3)	<b>20-20</b>	<b>0</b>	
08:55				21 BENSON J substitution out
08:55				23 JACKSON II G substitution in
08:44				23 JACKSON II G 3pt FG , jump shot missed
08:40	5 MANJON E defensive rebound (1)			
08:27	4 WRIGHT J foul drawn (1)			1 WRIGHT J foul shooting (2 - 4)
08:27	4 WRIGHT J free throw 1 - 2 made (4)	<b>21-20</b>	<b>1</b>	
08:27	21 ROBBINS L substitution out			
08:27	42 MILLORA-BROWN Q substitution in			
08:27				31 BOSMANS-VERDONK B substitution out
08:27				30 HANKINS-SANFORD D substitution in
08:27	4 WRIGHT J free throw 2 - 2 made (5)	<b>22-20</b>	<b>2</b>	
08:06				23 JACKSON II G 2pt FG in the paint, jump shot missed
08:03	42 MILLORA-BROWN Q defensive rebound (1)			
07:41	4 WRIGHT J 2pt FG outside the paint, jump shot missed			
07:37				10 BROWN H defensive rebound (2)
07:32				1 WRIGHT J 3pt FG , jump shot missed
07:26				23 JACKSON II G offensive rebound (3)
07:26		<b>22-22</b>	<b>0</b>	23 JACKSON II G 2pt FG second chance in the paint, dunk, made (6)
07:24	Timeout media			
07:24	4 WRIGHT J substitution out			
07:24	0 LAWRENCE T substitution in			
07:24				2 CARTER, JR. C substitution out
07:24				5 JOHNSON M substitution in
07:06	5 MANJON E foul offensive (1 - 3)			5 JOHNSON M foul drawn (1)
07:06	5 MANJON E turnover offensive (1)			
06:53				30 HANKINS-SANFORD D 2pt FG from turnover in the paint, layup missed



**South Carolina at Vanderbilt**

01/03/23 Memorial Gymnasium, Nashville  
2022-23 Men's Basketball

**Game Time:** 6:00 PM  
**Game Duration:** 2:20  
**Attendance:** 6,344

**Officials:** Chuck Jones, Steven Anderson, Eddie Shanon

Game Time	VAN	Score	Diff	USC
06:39				23 JACKSON II G offensive rebound (4)
06:39		<b>22-24</b>	<b>-2</b>	23 JACKSON II G 2pt FG from turnover second chance in the paint, layup made (8)
06:27	0 LAWRENCE T foul drawn (1)			23 JACKSON II G foul shooting (1 - 5)
06:27	0 LAWRENCE T free throw 1 - 2 missed			
06:27	offensive dead ball rebound (1)			
06:27	20 ANSONG E substitution out			
06:27	10 STUTE M substitution in			
06:27	0 LAWRENCE T free throw 2 - 2 made (4)	<b>23-24</b>	<b>-1</b>	
06:15				23 JACKSON II G 2pt FG outside the paint, jump shot missed
06:11	10 STUTE M defensive rebound (4)			
06:02	42 MILLORA-BROWN Q turnover lost ball (1)			
05:56				10 BROWN H 3pt FG from turnover, jump shot missed
05:52	42 MILLORA-BROWN Q defensive rebound (2)			
05:26	5 MANJON E 2pt FG in the paint, driving layup made (6)	<b>25-24</b>	<b>1</b>	
04:58				10 BROWN H 2pt FG outside the paint, jump shot missed
04:55	0 LAWRENCE T defensive rebound (1)			
04:53	0 LAWRENCE T 2pt FG fast break in the paint, driving layup made (6)	<b>27-24</b>	<b>3</b>	
04:53	0 LAWRENCE T foul drawn (2)			1 WRIGHT J foul shooting (3 - 6)
04:53	2 SHELBY N substitution out			
04:53	5 MANJON E substitution out			
04:53	1 SMITH C substitution in			
04:53	12 THOMAS T substitution in			
04:53				1 WRIGHT J substitution out
04:53				2 CARTER, JR. C substitution in
04:53	0 LAWRENCE T free throw fast break 1 - 1 missed			
04:52	42 MILLORA-BROWN Q offensive rebound (3)			
04:49	0 LAWRENCE T 3pt FG second chance, jump shot missed			
04:46	1 SMITH C offensive rebound (2)			
04:39	0 LAWRENCE T 2pt FG second chance in the paint, layup missed			
04:34	12 THOMAS T offensive rebound (1)			
04:34	1 SMITH C 3pt FG second chance, jump shot missed			
04:31	42 MILLORA-BROWN Q offensive rebound (4)			
04:31	42 MILLORA-BROWN Q turnover bad pass (2)			
04:31	42 MILLORA-BROWN Q substitution out			
04:31	21 ROBBINS L substitution in			
04:31				30 HANKINS-SANFORD D substitution out
04:31				31 BOSMANS-VERDONK B substitution in
04:01				10 BROWN H 2pt FG from turnover in the paint, driving layup missed
03:58	0 LAWRENCE T defensive rebound (2)			
03:52	21 ROBBINS L foul drawn (2)			31 BOSMANS-VERDONK B foul shooting (2 - 7)
03:52				Timeout media
03:52				10 BROWN H substitution out
03:52				12 DAVIS Z substitution in
03:52	21 ROBBINS L free throw 1 - 2 missed			
03:52	offensive dead ball rebound (2)			
03:52	21 ROBBINS L free throw 2 - 2 missed			



Game Time	VAN	Score	Diff	USC
03:51				23 JACKSON II G defensive rebound (5)
03:32				5 JOHNSON M 3pt FG , jump shot missed
03:28	10 STUTE M defensive rebound (5)			
03:12	10 STUTE M turnover lost ball (1)			23 JACKSON II G steal (1)
03:12	10 STUTE M foul personal (1 - 4)			23 JACKSON II G foul drawn (2)
03:12	10 STUTE M substitution out			
03:12	4 WRIGHT J substitution in			
03:00				2 CARTER, JR. C 2pt FG from turnover in the paint, jump shot blocked
03:00	21 ROBBINS L block (3)			
03:00				31 BOSMANS-VERDONK B offensive rebound (2)
02:52				31 BOSMANS-VERDONK B 2pt FG from turnover second chance in the paint, layup missed
02:47				5 JOHNSON M offensive rebound (1)
02:47				5 JOHNSON M 2pt FG from turnover second chance in the paint, layup missed
02:47				2 CARTER, JR. C offensive rebound (2)
02:42				2 CARTER, JR. C 2pt FG from turnover second chance in the paint, jump shot missed
02:30	1 SMITH C defensive rebound (3)			
02:16	turnover shot clock (8)			
02:02		27-26	1	23 JACKSON II G 2pt FG from turnover in the paint, layup made (10)
02:02				5 JOHNSON M assist (2)
01:46	4 WRIGHT J 3pt FG , jump shot made (8)	30-26	4	
01:46	21 ROBBINS L assist (1)			
01:28		30-29	1	2 CARTER, JR. C 3pt FG , jump shot made (11)
00:56	21 ROBBINS L 2pt FG in the paint, dunk, made (4)	32-29	3	
00:56	4 WRIGHT J assist (2)			
00:55				23 JACKSON II G substitution out
00:55				10 BROWN H substitution in
00:43		32-32	0	12 DAVIS Z 3pt FG , jump shot made (3)
00:43				2 CARTER, JR. C assist (2)
00:23	21 ROBBINS L 2pt FG in the paint, dunk, made (6)	34-32	2	
00:23	4 WRIGHT J assist (3)			
00:04	21 ROBBINS L steal (1)			5 JOHNSON M turnover lost ball (1)
<b>END OF PERIOD</b>				
<b>VAN 34-32 USC</b>				



Officials: Chuck Jones, Steven Anderson, Eddie Shanon

South Carolina - 32

NO.	Name	F	Min	FG	3P	FT	Rebounds			Fouls		TP	AS	TO	ST	Blocks		+/-
				M-A	M-A	M-A	OR	DR	TOT	PF	FD					BS	BA	
10	Hayden Brown	F	15:20	1-7	1-3	0-0	0	2	2	0	0	3	1	0	1	0	0	2
23	Gregory "GG" Jackson II	F	16:38	5-10	0-3	0-0	2	3	5	1	2	10	1	1	1	0	0	0
31	Benjamin Bosmans-Verdonk	F	11:59	0-2	0-0	0-0	2	0	2	2	1	0	1	1	0	0	1	2
2	Chico Carter, Jr.	G	12:29	4-8	3-4	0-0	1	1	2	0	0	11	2	0	0	0	2	3
5	Meechie Johnson	G	17:11	1-4	1-2	0-0	1	0	1	0	1	3	2	1	0	0	0	4
1	Jacobi Wright		10:20	0-2	0-1	0-0	0	0	0	3	0	0	0	0	0	0	0	-11
33	Josh Gray		04:05	1-1	0-0	0-0	1	1	2	1	0	2	0	1	0	0	0	-2
12	Zachary Davis		07:45	1-1	1-1	0-0	0	1	1	0	0	3	0	0	0	0	0	-3
21	Ja'Von Benson		00:17	0-0	0-0	0-0	0	0	0	0	0	0	0	0	0	0	0	-3
30	Daniel Hankins-Sanford		03:56	0-1	0-0	0-0	0	0	0	0	0	0	0	0	0	0	0	-2
Team							1	2	3			0						
<b>Totals</b>				13-36	6-14	0-0	8	10	18	7	4	32	7	4	2	0	3	-2

Shooting By Period		
1st FG%	13-36	36.1%
3PT%	6-14	42.9%
FT%	0-0	0%
GM FG%	13-36	36.1%
3PT%	6-14	42.9%
FT%	0-0	0.0%

Dead Ball Rebounds: 0, 0

Technical Fouls: NONE

Vanderbilt - 34

NO.	Name	F	Min	FG	3P	FT	Rebounds			Fouls		TP	AS	TO	ST	Blocks		+/-
				M-A	M-A	M-A	OR	DR	TOT	PF	FD					BS	BA	
1	Colin Smith	F	09:57	0-2	0-2	0-0	2	1	3	1	1	0	2	0	2	0	0	-9
10	Myles Stute	F	11:53	1-3	1-2	0-0	1	4	5	1	0	3	1	1	0	0	0	2
42	Quentin Millora-Brown	F	09:00	1-1	0-0	0-0	2	2	4	1	0	2	0	2	0	0	0	-6
0	Tyrin Lawrence	G	14:19	2-7	1-3	1-3	0	2	2	0	2	6	0	0	0	0	0	-5
12	Trey Thomas	G	09:57	0-0	0-0	0-0	1	0	1	0	0	0	0	0	0	0	0	-9
4	Jordan Wright		10:44	2-4	2-2	2-2	0	2	2	0	1	8	3	1	0	0	0	7
5	Ezra Manjon		10:03	3-4	0-0	0-1	0	1	1	1	1	6	1	1	0	0	0	11
21	Liam Robbins		11:00	3-5	0-0	0-2	1	2	3	0	2	6	1	0	1	3	0	8
2	Noah Shelby		08:12	1-1	1-1	0-0	0	0	0	0	0	3	0	0	0	0	0	10
20	Emmanuel Ansong		04:55	0-0	0-0	0-0	0	1	1	0	0	0	0	1	0	0	0	1
Team							0	0	0			0		2				
<b>Totals</b>				13-27	5-10	3-8	7	15	22	4	7	34	8	8	3	3	0	2

Shooting By Period		
1st FG%	13-27	48.1%
3PT%	5-10	50.0%
FT%	3-8	37.5%
GM FG%	13-27	48.1%
3PT%	5-10	50.0%
FT%	3-8	37.5%

Dead Ball Rebounds: 2, 0

Technical Fouls: NONE

	USC	VAN	Points from				Period by Period Scoring			
<b>Biggest lead</b>	8 (1 <sup>st</sup> 15:10)	4 (1 <sup>st</sup> 1:46)	Turnovers	7	3					
<b>Best Scoring Run</b>	5(1 <sup>st</sup> 17:38)	8(1 <sup>st</sup> 8:27)	Paint	14	16		1st	2nd	OT1	TOT
<b>Lead Changes</b>	3		Second Chance	4	3	USC	32	35	12	79
<b>Times Tied</b>	3		Fast Breaks	0	7	VAN	34	33	17	84
<b>Time with Lead</b>	11:06	06:07	Bench	5	23					



## Period 2

## Quarter Starters:

VAN	0 Lawrence T	1 Smith C	5 Manjon E	10 Stute M	42 Millora-Brown Q
USC	2 Carter, Jr. C	5 Johnson M	10 Brown H	23 Jackson II G	31 Bosmans-Verdonk B

Game Time	VAN	Score	Diff	USC
20:00	4 WRIGHT J substitution out			
20:00	12 THOMAS T substitution out			
20:00	21 ROBBINS L substitution out			
20:00	5 MANJON E substitution in			
20:00	10 STUTE M substitution in			
20:00	42 MILLORA-BROWN Q substitution in			
20:00				12 DAVIS Z substitution out
20:00				23 JACKSON II G substitution in
19:47				5 JOHNSON M 2pt FG outside the paint, jump shot missed
19:43				31 BOSMANS-VERDONK B offensive rebound (3)
19:41				31 BOSMANS-VERDONK B turnover bad pass (2)
19:25	5 MANJON E turnover bad pass (2)			
19:13				10 BROWN H 3pt FG from turnover, jump shot missed
19:12	42 MILLORA-BROWN Q defensive rebound (5)			
19:12	42 MILLORA-BROWN Q foul drawn (1)			31 BOSMANS-VERDONK B foul personal (3 - 1)
18:57	1 SMITH C 3pt FG , jump shot made (3)	<b>37-32</b>	<b>5</b>	
18:57	5 MANJON E assist (2)			
18:38				23 JACKSON II G 2pt FG outside the paint, jump shot missed
18:34	10 STUTE M defensive rebound (6)			
18:12	1 SMITH C 2pt FG outside the paint, jump shot missed			
18:11				23 JACKSON II G defensive rebound (6)
18:11	42 MILLORA-BROWN Q foul personal (2 - 1)			23 JACKSON II G foul drawn (3)
17:50				23 JACKSON II G 3pt FG , jump shot missed
17:47				31 BOSMANS-VERDONK B offensive rebound (4)
17:47	10 STUTE M foul shooting (2 - 2)			31 BOSMANS-VERDONK B foul drawn (2)
17:47		<b>37-33</b>	<b>4</b>	31 BOSMANS-VERDONK B free throw 1 - 2 made (1)
17:47		<b>37-34</b>	<b>3</b>	31 BOSMANS-VERDONK B free throw 2 - 2 made (2)
17:35	0 LAWRENCE T 2pt FG in the paint, jump shot missed			
17:32	42 MILLORA-BROWN Q offensive rebound (6)			
17:27	10 STUTE M 3pt FG second chance, jump shot missed			
17:24	1 SMITH C offensive rebound (4)			
17:24	jump ball situation			
17:20	1 SMITH C 3pt FG second chance, jump shot missed			
17:14				2 CARTER, JR. C defensive rebound (3)
17:13				23 JACKSON II G turnover out of bounds (2)
17:04	5 MANJON E 2pt FG from turnover in the paint, driving layup made (8)	<b>39-34</b>	<b>5</b>	
16:50		<b>39-36</b>	<b>3</b>	2 CARTER, JR. C 2pt FG in the paint, driving layup made (13)
16:43	0 LAWRENCE T 2pt FG in the paint, layup blocked			
16:43				10 BROWN H block (1)
16:43	offensive rebound (27)			
16:43	1 SMITH C substitution out			
16:43	4 WRIGHT J substitution in			





**South Carolina at Vanderbilt**

01/03/23 Memorial Gymnasium, Nashville  
2022-23 Men's Basketball

**Game Time:** 6:00 PM  
**Game Duration:** 2:20  
**Attendance:** 6,344

**Officials:** Chuck Jones, Steven Anderson, Eddie Shanon

Game Time	VAN	Score	Diff	USC
16:43				31 BOSMANS-VERDONK B substitution out
16:43				1 WRIGHT J substitution in
16:29	42 MILLORA-BROWN Q turnover bad pass (3)			1 WRIGHT J steal (1)
16:10		<b>39-39</b>	<b>0</b>	5 JOHNSON M 3pt FG from turnover, jump shot made (6)
16:04	5 MANJON E 2pt FG outside the paint, jump shot missed			
16:04	42 MILLORA-BROWN Q offensive rebound (7)			
16:04	42 MILLORA-BROWN Q substitution out			
16:04	21 ROBBINS L substitution in			
16:04	Timeout media			
16:04	5 MANJON E foul drawn (2)			2 CARTER, JR. C foul personal (1 - 2)
15:57	0 LAWRENCE T 2pt FG second chance in the paint, layup missed			
15:53				23 JACKSON II G defensive rebound (7)
15:34		<b>39-41</b>	<b>-2</b>	10 BROWN H 2pt FG in the paint, driving layup made (5)
15:04	5 MANJON E 2pt FG outside the paint, jump shot missed			
15:01				5 JOHNSON M defensive rebound (2)
14:53		<b>39-44</b>	<b>-5</b>	2 CARTER, JR. C 3pt FG , jump shot made (16)
14:53				1 WRIGHT J assist (1)
14:39	4 WRIGHT J turnover bad pass (2)			23 JACKSON II G steal (2)
14:25	0 LAWRENCE T substitution out			
14:25	12 THOMAS T substitution in			
14:23				5 JOHNSON M turnover bad pass (2)
14:16	10 STUTE M 2pt FG fast break from turnover outside the paint, jump shot made (5)	<b>41-44</b>	<b>-3</b>	
13:54		<b>41-46</b>	<b>-5</b>	10 BROWN H 2pt FG in the paint, driving layup made (7)
13:38	21 ROBBINS L foul drawn (3)			10 BROWN H foul personal (1 - 3)
13:38				23 JACKSON II G substitution out
13:38				31 BOSMANS-VERDONK B substitution in
13:38				10 BROWN H substitution out
13:38				30 HANKINS-SANFORD D substitution in
13:32	10 STUTE M 3pt FG , jump shot missed			
13:26				5 JOHNSON M defensive rebound (3)
13:19	5 MANJON E foul personal (2 - 3)			5 JOHNSON M foul drawn (2)
13:15		<b>41-48</b>	<b>-7</b>	5 JOHNSON M 2pt FG outside the paint, jump shot made (8)
13:02	21 ROBBINS L 2pt FG in the paint, turnaround jump shot made (8)	<b>43-48</b>	<b>-5</b>	
13:02	21 ROBBINS L foul drawn (4)			31 BOSMANS-VERDONK B foul shooting (4 - 4)
13:02	21 ROBBINS L free throw 1 - 1 made (9)	<b>44-48</b>	<b>-4</b>	
12:39				5 JOHNSON M 3pt FG , jump shot missed
12:34				30 HANKINS-SANFORD D offensive rebound (1)
12:32				30 HANKINS-SANFORD D 2pt FG second chance in the paint, layup blocked
12:32	21 ROBBINS L block (4)			
12:27	5 MANJON E defensive rebound (2)			
12:26	5 MANJON E turnover bad pass (3)			
12:26		<b>44-50</b>	<b>-6</b>	2 CARTER, JR. C 2pt FG fast break from turnover in the paint, jump shot made (18)
12:26				Timeout 30 Sec
12:26	Timeout media			
12:26				31 BOSMANS-VERDONK B substitution out
12:26				23 JACKSON II G substitution in



## South Carolina at Vanderbilt

01/03/23 Memorial Gymnasium, Nashville  
2022-23 Men's Basketball

Game Time: 6:00 PM

Game Duration: 2:20

Attendance: 6,344

Officials: Chuck Jones, Steven Anderson, Eddie Shanon

Game Time	VAN	Score	Diff	USC
12:14	21 ROBBINS L foul drawn (5)			30 HANKINS-SANFORD D foul shooting (1 - 5)
12:14	21 ROBBINS L free throw 1 - 2 missed			
12:14	offensive dead ball rebound (3)			
12:14	21 ROBBINS L free throw 2 - 2 made (10)	45-50	-5	
11:59				30 HANKINS-SANFORD D 2pt FG outside the paint, jump shot missed
11:55	10 STUTE M defensive rebound (7)			
11:48	21 ROBBINS L 2pt FG in the paint, driving layup made (12)	47-50	-3	
11:31				1 WRIGHT J 3pt FG , jump shot missed
11:27	4 WRIGHT J defensive rebound (3)			
11:25	5 MANJON E foul drawn (3)			5 JOHNSON M foul shooting (1 - 6)
11:25	Timeout media			
11:25	10 STUTE M substitution out			
11:25	20 ANSONG E substitution in			
11:25				30 HANKINS-SANFORD D substitution out
11:25				10 BROWN H substitution in
11:25	5 MANJON E free throw fast break 1 - 2 made (9)	48-50	-2	
11:25	5 MANJON E free throw fast break 2 - 2 made (10)	49-50	-1	
11:11		49-52	-3	23 JACKSON II G 2pt FG outside the paint, jump shot made (12)
10:55	4 WRIGHT J 3pt FG , jump shot missed			
10:49				1 WRIGHT J defensive rebound (1)
10:45		49-54	-5	2 CARTER, JR. C 2pt FG outside the paint, jump shot made (20)
10:25	5 MANJON E 2pt FG in the paint, driving layup made (12)	51-54	-3	
10:25	21 ROBBINS L assist (2)			
10:00		51-56	-5	5 JOHNSON M 2pt FG in the paint, driving layup made (10)
09:39	4 WRIGHT J 2pt FG outside the paint, jump shot missed			
09:35				10 BROWN H defensive rebound (3)
09:21				1 WRIGHT J 2pt FG outside the paint, jump shot blocked
09:21	20 ANSONG E block (1)			
09:16	5 MANJON E defensive rebound (3)			
09:15	20 ANSONG E 2pt FG fast break in the paint, dunk, made (2)	53-56	-3	
09:15	5 MANJON E assist (3)			
08:58		53-59	-6	10 BROWN H 3pt FG , jump shot made (10)
08:58				5 JOHNSON M assist (3)
08:29	5 MANJON E 2pt FG in the paint, layup made (14)	55-59	-4	
08:29	21 ROBBINS L assist (3)			
08:11				23 JACKSON II G 3pt FG , jump shot missed
08:10				offensive rebound (29)
08:10	12 THOMAS T substitution out			
08:10	21 ROBBINS L substitution out			
08:10	0 LAWRENCE T substitution in			
08:10	42 MILLORA-BROWN Q substitution in			
08:03				5 JOHNSON M turnover lost ball (3)
07:49	20 ANSONG E 2pt FG from turnover in the paint, layup missed			
07:45				10 BROWN H defensive rebound (4)
07:32	4 WRIGHT J foul personal (1 - 4)			23 JACKSON II G foul drawn (4)
07:32	Timeout media			
07:32	4 WRIGHT J substitution out			
07:32	5 MANJON E substitution out			



**South Carolina at Vanderbilt**

01/03/23 Memorial Gymnasium, Nashville  
2022-23 Men's Basketball

**Game Time:** 6:00 PM  
**Game Duration:** 2:20  
**Attendance:** 6,344

**Officials:** Chuck Jones, Steven Anderson, Eddie Shanon

Game Time	VAN	Score	Diff	USC
07:32	1 SMITH C substitution in			
07:32	12 THOMAS T substitution in			
07:18	42 MILLORA-BROWN Q foul drawn (2)			10 BROWN H foul offensive (2 - 7)
07:18				10 BROWN H turnover offensive (1)
07:06	0 LAWRENCE T foul drawn (3)			10 BROWN H foul personal (3 - 8)
07:06	0 LAWRENCE T 1&1 free throw 1 made (7)	<b>56-59</b>	<b>-3</b>	
07:06	0 LAWRENCE T 1&1 free throw 2 made (8)	<b>57-59</b>	<b>-2</b>	
06:54				23 JACKSON II G 3pt FG , jump shot missed
06:50	12 THOMAS T defensive rebound (2)			
06:40	12 THOMAS T 2pt FG in the paint, turnaround jump shot missed			
06:36				1 WRIGHT J defensive rebound (2)
06:37	0 LAWRENCE T foul shooting (1 - 5)			23 JACKSON II G foul drawn (5)
06:37				23 JACKSON II G free throw fast break 1 - 2 missed
06:37				offensive dead ball rebound (1)
06:37		<b>57-60</b>	<b>-3</b>	23 JACKSON II G free throw fast break 2 - 2 made (13)
06:24	12 THOMAS T 3pt FG , jump shot missed			
06:20				5 JOHNSON M defensive rebound (4)
05:56				10 BROWN H 3pt FG , jump shot missed
05:53	0 LAWRENCE T defensive rebound (3)			
05:40	0 LAWRENCE T 2pt FG in the paint, driving layup made (10)	<b>59-60</b>	<b>-1</b>	
05:23				5 JOHNSON M 3pt FG , jump shot missed
05:19	20 ANSONG E defensive rebound (2)			
04:58	1 SMITH C 3pt FG , jump shot missed			
04:54	20 ANSONG E offensive rebound (3)			
04:50	0 LAWRENCE T foul drawn (4)			5 JOHNSON M foul shooting (2 - 9)
04:50	20 ANSONG E substitution out			
04:50	2 SHELBY N substitution in			
04:50	0 LAWRENCE T free throw 1 - 2 missed			
04:50	offensive dead ball rebound (4)			
04:50	1 SMITH C substitution out			
04:50	2 SHELBY N substitution out			
04:50	12 THOMAS T substitution out			
04:50	42 MILLORA-BROWN Q substitution out			
04:50	4 WRIGHT J substitution in			
04:50	5 MANJON E substitution in			
04:50	10 STUTE M substitution in			
04:50	21 ROBBINS L substitution in			
04:50				10 BROWN H substitution out
04:50				31 BOSMANS-VERDONK B substitution in
04:50	0 LAWRENCE T free throw 2 - 2 missed			
04:50				1 WRIGHT J defensive rebound (3)
04:26	4 WRIGHT J foul shooting (2 - 6)			2 CARTER, JR. C foul drawn (1)
04:26				2 CARTER, JR. C free throw 1 - 2 missed
04:26				offensive dead ball rebound (2)
04:26				5 JOHNSON M substitution out
04:26				10 BROWN H substitution in
04:26		<b>59-61</b>	<b>-2</b>	2 CARTER, JR. C free throw 2 - 2 made (21)
04:26				2 CARTER, JR. C substitution out
04:26				12 DAVIS Z substitution in



## South Carolina at Vanderbilt

01/03/23 Memorial Gymnasium, Nashville  
2022-23 Men's Basketball

Game Time: 6:00 PM

Game Duration: 2:20

Attendance: 6,344

Officials: Chuck Jones, Steven Anderson, Eddie Shanon

Game Time	VAN	Score	Diff	USC
04:04	5 MANJON E 2pt FG outside the paint, pull up jump shot made (16)	61-61	0	
03:32				1 WRIGHT J 3pt FG , jump shot missed
03:29	21 ROBBINS L defensive rebound (4)			
03:24	5 MANJON E 2pt FG in the paint, layup missed			
03:17	21 ROBBINS L offensive rebound (5)			
03:17	21 ROBBINS L 2pt FG second chance in the paint, layup made (14)	63-61	2	
03:10				Timeout 60 Sec
03:10				1 WRIGHT J substitution out
03:10				12 DAVIS Z substitution out
03:10				2 CARTER, JR. C substitution in
03:10				5 JOHNSON M substitution in
02:55		63-63	0	2 CARTER, JR. C 2pt FG outside the paint, pull up jump shot made (23)
02:36	10 STUTE M 3pt FG , jump shot missed			
02:34				defensive dead ball rebound (3)
02:11				10 BROWN H 2pt FG in the paint, layup missed
02:10	defensive rebound (39)			
01:48	4 WRIGHT J 3pt FG , jump shot made (11)	66-63	3	
01:48	21 ROBBINS L assist (4)			
01:28	4 WRIGHT J foul personal (3 - 7)			23 JACKSON II G foul drawn (6)
01:28				10 BROWN H substitution out
01:28				1 WRIGHT J substitution in
01:28				23 JACKSON II G 1&1 free throw 1 missed
01:26	5 MANJON E defensive rebound (4)			
01:05	4 WRIGHT J foul drawn (2)			23 JACKSON II G foul personal (2 - 10)
01:05	4 WRIGHT J free throw 1 - 2 missed			
01:05	offensive dead ball rebound (5)			
01:05				31 BOSMANS-VERDONK B substitution out
01:05				10 BROWN H substitution in
01:05	4 WRIGHT J free throw 2 - 2 missed			
01:04	21 ROBBINS L offensive rebound (6)			
01:03	21 ROBBINS L foul drawn (6)			10 BROWN H foul shooting (4 - 11)
01:03	21 ROBBINS L free throw 1 - 2 missed			
01:03	offensive dead ball rebound (6)			
01:03	21 ROBBINS L free throw 2 - 2 made (15)	67-63	4	
00:50		67-65	2	5 JOHNSON M 2pt FG in the paint, driving layup made (12)
00:26	5 MANJON E 2pt FG in the paint, jump shot missed			
00:23				2 CARTER, JR. C defensive rebound (4)
00:04				5 JOHNSON M 3pt FG , jump shot missed
00:00				2 CARTER, JR. C offensive rebound (5)
00:01				2 CARTER, JR. C 3pt FG second chance, jump shot blocked
00:01	21 ROBBINS L block (5)			
00:00				2 CARTER, JR. C offensive rebound (6)
00:00		67-67	0	10 BROWN H 2pt FG second chance outside the paint, jump shot made (12)
END OF PERIOD				
VAN 67-67 USC				



**South Carolina at Vanderbilt**

01/03/23 Memorial Gymnasium, Nashville  
2022-23 Men's Basketball

Game Time: 6:00 PM  
Game Duration: 2:20  
Attendance: 6,344

Officials: Chuck Jones, Steven Anderson, Eddie Shanon

**South Carolina - 35**

NO.	Name	F	Min	FG			3P			FT			Rebounds			Fouls		TP	AS	TO	ST	Blocks		+/-
				M-A	M-A	M-A	OR	DR	TOT	PF	FD	BS	BA											
10	Hayden Brown	F	17:00	4-7	1-3	0-0	0	2	2	4	0	9	0	1	0	1	0	1	0	1	0	4		
23	Gregory "GG" Jackson II	F	18:48	1-5	0-3	1-3	0	2	2	1	4	3	0	1	1	0	0	1	1	0	0	1		
31	Benjamin Bosmans-Verdonk	F	08:14	0-0	0-0	2-2	2	0	2	2	1	2	0	1	0	1	0	0	0	0	0	-4		
2	Chico Carter, Jr.	G	18:44	5-6	1-2	1-2	2	2	4	1	1	12	0	0	0	0	0	0	0	1	6			
5	Meechie Johnson	G	18:44	4-8	1-4	0-0	0	3	3	2	1	9	1	2	0	0	0	0	0	5				
1	Jacobi Wright		15:01	0-3	0-2	0-0	0	3	3	0	0	0	1	0	1	0	1	0	1	4				
30	Daniel Hankins-Sanford		02:13	0-2	0-0	0-0	1	0	1	1	0	0	0	0	0	0	0	0	0	1	-2			
12	Zachary Davis		01:16	0-0	0-0	0-0	0	0	0	0	0	0	0	0	0	0	0	0	0	0	-4			
Team							1	0	1			0			0									
<b>Totals</b>				14-31	3-14	4-7	6	12	18	11	7	35	2	5	2	1	3	2						

Shooting By Period		
2 <sup>nd</sup> FG%	14-31	45.2%
3PT%	3-14	21.4%
FT%	4-7	57.1%
GM FG%	14-31	45.2%
3PT%	3-14	21.4%
FT%	4-7	57.1%

Dead Ball Rebounds: 2, 1

Technical Fouls: NONE

**Vanderbilt - 33**

NO.	Name	F	Min	FG			3P			FT			Rebounds			Fouls		TP	AS	TO	ST	Blocks		+/-
				M-A	M-A	M-A	OR	DR	TOT	PF	FD	BS	BA											
1	Colin Smith	F	05:59	1-4	1-3	0-0	1	0	1	0	0	3	0	0	0	0	0	0	0	0	0	4		
10	Myles Stute	F	13:25	1-4	0-3	0-0	0	2	2	1	0	2	0	0	0	0	0	0	0	0	-4			
42	Quentin Millora-Brown	F	07:16	0-0	0-0	0-0	2	1	3	1	2	0	0	1	0	0	0	1	0	0	1			
0	Tyrin Lawrence	G	13:45	1-4	0-0	2-4	0	1	1	1	2	4	0	0	0	0	0	0	1	-3				
12	Trey Thomas	G	08:57	0-2	0-1	0-0	0	1	1	0	0	0	0	0	0	0	0	0	0	0	4			
5	Ezra Manjon		17:18	4-8	0-0	2-2	0	3	3	1	2	10	2	2	0	0	0	0	0	-5				
4	Jordan Wright		14:01	1-3	1-2	0-2	0	1	1	3	1	3	0	1	0	0	0	0	0	-6				
21	Liam Robbins		12:44	3-3	0-0	3-5	2	1	3	0	4	9	3	0	0	2	0	0	0	-3				
20	Emmanuel Ansong		06:35	1-2	0-0	0-0	1	1	2	0	0	2	0	0	0	1	0	0	2					
2	Noah Shelby		00:00	0-0	0-0	0-0	0	0	0	0	0	0	0	0	0	0	0	0	0	0				
Team							1	1	2			0			0									
<b>Totals</b>				12-30	2-9	7-13	7	12	19	7	11	33	5	4	0	3	1	-2						

Shooting By Period		
2 <sup>nd</sup> FG%	12-30	40.0%
3PT%	2-9	22.2%
FT%	7-13	53.8%
GM FG%	12-30	40.0%
3PT%	2-9	22.2%
FT%	7-13	53.8%

Dead Ball Rebounds: 4, 0

Technical Fouls: NONE

	USC	VAN
Biggest lead	7 (2 <sup>nd</sup> 13:15)	5 (2 <sup>nd</sup> 18:57)
Best Scoring Run	10 (2 <sup>nd</sup> 14:53)	5 (2 <sup>nd</sup> 11:25)
Lead Changes	2	
Times Tied	4	
Time with Lead	11:30	05:47

	USC	VAN
Points from		
Turnovers	5	6
Paint	12	16
Second Chance	4	3
Fast Breaks	3	6
Bench	0	24

	Period by Period Scoring			
	1st	2nd	OT1	TOT
USC	32	35	12	79
VAN	34	33	17	84



### Overtime 1

**Quarter Starters:**

<b>VAN</b>	0 Lawrence T	4 Wright J	5 Manjon E	10 Stute M	21 Robbins L
<b>USC</b>	1 Wright J	2 Carter, Jr. C	5 Johnson M	10 Brown H	23 Jackson II G

Game Time	VAN	Score	Diff	USC
05:00	21 ROBBINS L jumpball won			23 JACKSON II G jumpball lost
04:44	21 ROBBINS L foul drawn (7)			10 BROWN H foul personal (5 - 12)
04:44				10 BROWN H substitution out
04:44				31 BOSMANS-VERDONK B substitution in
04:44	21 ROBBINS L free throw 1 - 2 made (16)	<b>68-67</b>	<b>1</b>	
04:44	21 ROBBINS L free throw 2 - 2 made (17)	<b>69-67</b>	<b>2</b>	
04:24				5 JOHNSON M 2pt FG in the paint, jump shot blocked
04:24	21 ROBBINS L block (6)			
04:24	21 ROBBINS L defensive rebound (7)			
04:24	5 MANJON E foul drawn (4)			31 BOSMANS-VERDONK B foul personal (5 - 13)
04:24				31 BOSMANS-VERDONK B substitution out
04:24				30 HANKINS-SANFORD D substitution in
04:24	5 MANJON E free throw fast break 1 - 2 made (17)	<b>70-67</b>	<b>3</b>	
04:24	5 MANJON E free throw fast break 2 - 2 made (18)	<b>71-67</b>	<b>4</b>	
03:59	10 STUTE M foul shooting (3 - 8)			1 WRIGHT J foul drawn (1)
03:59		<b>71-68</b>	<b>3</b>	1 WRIGHT J free throw 1 - 2 made (1)
03:59		<b>71-69</b>	<b>2</b>	1 WRIGHT J free throw 2 - 2 made (2)
03:42	4 WRIGHT J turnover out of bounds (3)			
03:27	5 MANJON E foul personal (3 - 9)			5 JOHNSON M foul drawn (3)
03:27		<b>71-70</b>	<b>1</b>	5 JOHNSON M 1&1 free throw 1 made (13)
03:27		<b>71-71</b>	<b>0</b>	5 JOHNSON M 1&1 free throw 2 made (14)
03:12	4 WRIGHT J 2pt FG in the paint, jump shot made (13)	<b>73-71</b>	<b>2</b>	
02:38				turnover shot clock (10)
02:38				30 HANKINS-SANFORD D substitution out
02:38				33 GRAY J substitution in
02:24	21 ROBBINS L foul drawn (8)			33 GRAY J foul shooting (2 - 14)
02:24	21 ROBBINS L free throw 1 - 2 made (18)	<b>74-71</b>	<b>3</b>	
02:24	21 ROBBINS L free throw 2 - 2 made (19)	<b>75-71</b>	<b>4</b>	
01:57				5 JOHNSON M turnover lost ball (4)
01:52	4 WRIGHT J 2pt FG from turnover in the paint, jump shot missed			
01:51				33 GRAY J defensive rebound (3)
01:51	4 WRIGHT J foul personal (4 - 10)			33 GRAY J foul drawn (1)
01:51		<b>75-72</b>	<b>3</b>	33 GRAY J free throw fast break 1 - 2 made (3)
01:51				33 GRAY J free throw fast break 2 - 2 missed
01:50	10 STUTE M defensive rebound (8)			
01:38	5 MANJON E 2pt FG in the paint, jump shot made (20)	<b>77-72</b>	<b>5</b>	
01:26				Timeout 30 Sec
01:26				Timeout media
01:14		<b>77-74</b>	<b>3</b>	33 GRAY J 2pt FG in the paint, dunk, made (5)
01:14				2 CARTER, JR. C assist (3)
00:42	21 ROBBINS L foul drawn (9)			33 GRAY J foul shooting (3 - 15)
00:42	21 ROBBINS L free throw 1 - 2 made (20)	<b>78-74</b>	<b>4</b>	
00:42	21 ROBBINS L free throw 2 - 2 made (21)	<b>79-74</b>	<b>5</b>	



**Officials:** Chuck Jones, Steven Anderson, Eddie Shanon

Game Time	VAN	Score	Diff	USC
00:32	21 ROBBINS L foul shooting (1 - 11)			2 CARTER, JR. C foul drawn (2)
00:32				2 CARTER, JR. C free throw 1 - 2 missed
00:32				offensive dead ball rebound (4)
00:32				33 GRAY J substitution out
00:32				12 DAVIS Z substitution in
00:32		<b>79-75</b>	<b>4</b>	2 CARTER, JR. C free throw 2 - 2 made (24)
00:31	5 MANJON E foul drawn (5)			5 JOHNSON M foul personal (3 - 16)
00:31	5 MANJON E free throw fast break 1 - 2 made (21)	<b>80-75</b>	<b>5</b>	
00:31	5 MANJON E free throw fast break 2 - 2 made (22)	<b>81-75</b>	<b>6</b>	
00:24				23 JACKSON II G 3pt FG , jump shot missed
00:22	defensive rebound (44)			
00:21	21 ROBBINS L foul drawn (10)			23 JACKSON II G foul personal (3 - 17)
00:21	21 ROBBINS L free throw fast break 1 - 2 made (22)	<b>82-75</b>	<b>7</b>	
00:20	21 ROBBINS L free throw fast break 2 - 2 missed			
00:19				5 JOHNSON M defensive rebound (5)
00:13		<b>82-77</b>	<b>5</b>	5 JOHNSON M 2pt FG in the paint, layup made (16)
00:13	5 MANJON E foul drawn (6)			2 CARTER, JR. C foul personal (2 - 18)
00:13	5 MANJON E free throw fast break 1 - 2 made (23)	<b>83-77</b>	<b>6</b>	
00:13	5 MANJON E free throw fast break 2 - 2 made (24)	<b>84-77</b>	<b>7</b>	
00:09		<b>84-79</b>	<b>5</b>	5 JOHNSON M 2pt FG in the paint, layup made (18)
<b>END OF GAME</b>				
<b>VAN 84-79 USC</b>				



**Officials:** Chuck Jones, Steven Anderson, Eddie Shanon

**South Carolina - 12**

NO.	Name	F	Min	FG			3P			FT			Rebounds			Fouls		TP	AS	TO	ST	Blocks		+/-
				M-A	M-A	M-A	M-A	M-A	OR	DR	TOT	PF	FD	OR	DR	TOT	BS					BA		
10	Hayden Brown	F	00:16	0-0	0-0	0-0	0	0	0	1	0	0	0	0	0	0	0	0	0	0	0	0	0	
23	Gregory "GG" Jackson II	F	05:00	0-1	0-1	0-0	0	0	0	1	0	0	0	0	0	0	0	0	0	0	0	0	-5	
31	Benjamin Bosmans-Verdonk	F	00:20	0-0	0-0	0-0	0	0	0	1	0	0	0	0	0	0	0	0	0	0	0	0	-2	
2	Chico Carter, Jr.	G	05:00	0-0	0-0	1-2	0	0	0	1	1	1	1	1	1	1	0	0	0	0	0	0	-5	
5	Meechie Johnson	G	05:00	2-3	0-0	2-2	0	1	1	1	1	6	0	1	0	0	1	0	0	0	1	0	-5	
1	Jacobi Wright		05:00	0-0	0-0	2-2	0	0	0	0	1	2	0	0	0	0	0	0	0	0	0	0	-5	
30	Daniel Hankins-Sanford		01:46	0-0	0-0	0-0	0	0	0	0	0	0	0	0	0	0	0	0	0	0	0	0	0	
33	Josh Gray		02:05	1-1	0-0	1-2	0	1	1	2	1	3	0	0	0	0	0	0	0	0	0	0	-3	
12	Zachary Davis		00:33	0-0	0-0	0-0	0	0	0	0	0	0	0	0	0	0	0	0	0	0	0	0	0	
Team							0	0	0			0			1							-5		
<b>Totals</b>				3-5	0-1	6-8	0	2	2	7	4	12	1	2	0	0	1	0	0	0	1	0	-5	

Shooting By Period		
1st OT FG%	3-5	60.0%
3PT%	0-1	0.0%
FT%	6-8	75%
GM FG%	3-5	60.0%
3PT%	0-1	0.0%
FT%	6-8	75.0%

Dead Ball Rebounds: 1, 0

Technical Fouls: NONE

**Vanderbilt - 17**

NO.	Name	F	Min	FG			3P			FT			Rebounds			Fouls		TP	AS	TO	ST	Blocks		+/-
				M-A	M-A	M-A	M-A	M-A	OR	DR	TOT	PF	FD	OR	DR	TOT	BS					BA		
1	Colin Smith	F	00:00	0-0	0-0	0-0	0	0	0	0	0	0	0	0	0	0	0	0	0	0	0	0	0	
10	Myles Stute	F	05:00	0-0	0-0	0-0	0	1	1	1	0	0	0	0	0	0	0	0	0	0	0	0	5	
42	Quentin Millora-Brown	F	00:00	0-0	0-0	0-0	0	0	0	0	0	0	0	0	0	0	0	0	0	0	0	0	0	
0	Tyrin Lawrence	G	05:00	0-0	0-0	0-0	0	0	0	0	0	0	0	0	0	0	0	0	0	0	0	0	5	
12	Trey Thomas	G	00:00	0-0	0-0	0-0	0	0	0	0	0	0	0	0	0	0	0	0	0	0	0	0	0	
4	Jordan Wright		05:00	1-2	0-0	0-0	0	0	0	1	0	2	0	1	0	0	0	0	0	0	0	0	5	
5	Ezra Manjon		05:00	1-1	0-0	6-6	0	0	0	1	3	8	0	0	0	0	0	0	0	0	0	0	5	
21	Liam Robbins		05:00	0-0	0-0	7-8	0	1	1	1	4	7	0	0	0	0	1	0	0	1	0	5		
Team							0	1	1			0			0							5		
<b>Totals</b>				2-3	0-0	13-14	0	3	3	4	7	17	0	1	0	1	0	1	0	1	0	0	5	

Shooting By Period		
1st OT FG%	2-3	66.7%
3PT%	0-0	0.0%
FT%	13-14	92.9%
GM FG%	2-3	66.7%
3PT%	0-0	0.0%
FT%	13-14	92.9%

Dead Ball Rebounds: 0, 0

Technical Fouls: NONE

	USC	VAN
<b>Biggest lead</b>	0 (1 <sup>st</sup> 20:00)	7 (1 <sup>st</sup> OT 0:21)
<b>Best Scoring Run</b>	4 (1 <sup>st</sup> OT 3:27)	4 (1 <sup>st</sup> OT 4:24)
<b>Lead Changes</b>	1	
<b>Times Tied</b>	1	
<b>Time with Lead</b>	00:00	04:29

	USC	VAN
<b>Points from</b>		
<b>Turnovers</b>	2	2
<b>Paint</b>	6	4
<b>Second Chance</b>	0	0
<b>Fast Breaks</b>	1	7
<b>Bench</b>	5	17

	Period by Period Scoring			
	1st	2nd	OT1	TOT
<b>USC</b>	32	35	12	79
<b>VAN</b>	34	33	17	84





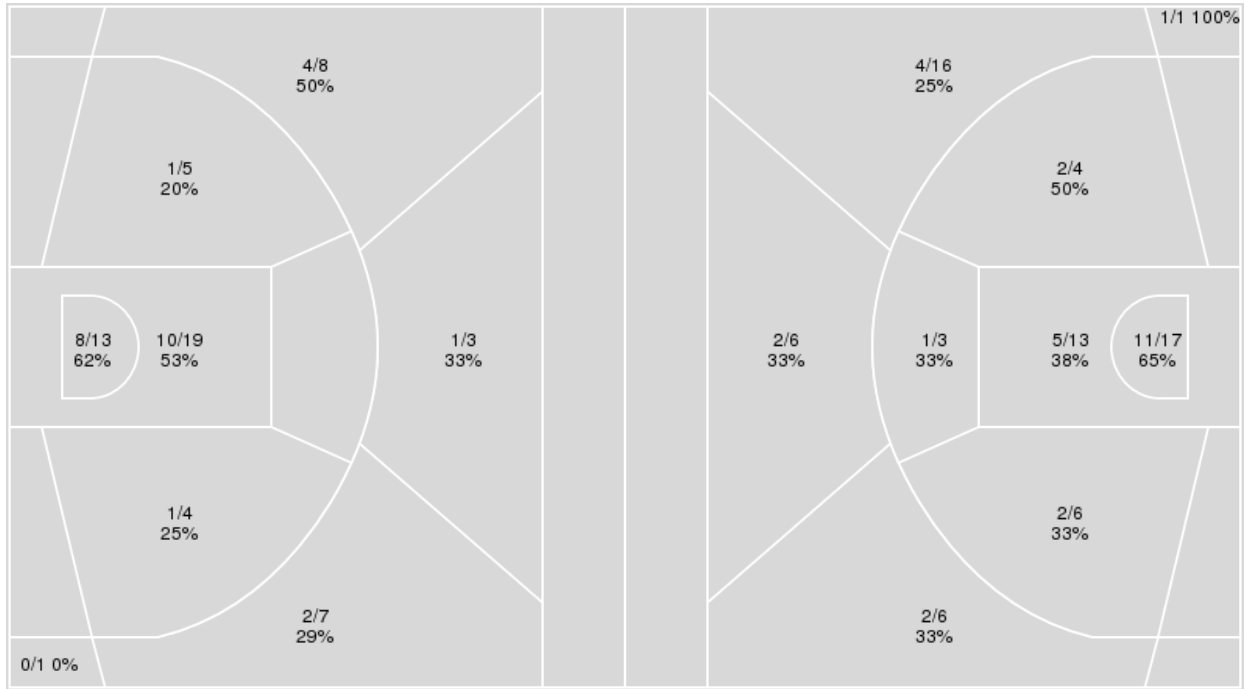
**Officials:** Chuck Jones, Steven Anderson, Eddie Shanon

{ Players => All; } FG Types => All; Results => All;

{ Players => 0, 1, 2, 4, 5, 10, 12, 14, 21, 23, 30, 31, 33, 44; } FG Types  
 => All; Results => All;

**Vanderbilt**

**South Carolina**



Vanderbilt	M/A	%
Field Goals	27/60	45
2 Points	20/41	49
3 Points	7/19	37
Free Throws	23/35	66

South Carolina	M/A	%
Field Goals	30/72	42
2 Points	21/43	49
3 Points	9/29	31
Free Throws	10/15	67



**South Carolina at Vanderbilt**

01/03/23 Memorial Gymnasium, Nashville  
2022-23 Men's Basketball

Game Time: 6:00 PM  
Game Duration: 2:20  
Attendance: 6,344

Officials: Chuck Jones, Steven Anderson, Eddie Shanon

**South Carolina**

No	Name	Mins		Score		Points Diff		Points per Min		Assists		Rebounds		Steals		Turnovers	
		On	Off	On	Off	On	Off	On	Off	On	Off	On	Off	On	Off	On	Off
1	Jacobi Wright	30:21	14:39	52 - 64	27 - 20	-12	7	1.71	1.84	4	6	25	13	3	1	7	4
2	Chico Carter, Jr.	36:13	08:47	70 - 66	9 - 18	4	-9	1.93	1.02	9	1	32	6	4	0	9	2
5	Meechie Johnson	40:55	04:05	76 - 72	3 - 12	4	-9	1.86	0.73	10	0	35	3	3	1	11	0
10	Hayden Brown	32:36	12:24	56 - 50	23 - 34	6	-11	1.72	1.85	8	2	28	10	3	1	9	2
12	Zachary Davis	09:34	35:26	18 - 25	61 - 59	-7	2	1.88	1.72	3	7	9	29	2	2	1	10
21	Ja'Von Benson	00:17	44:43	0 - 3	79 - 81	-3	-2	0.00	1.77	0	10	0	38	0	4	0	11
23	Gregory "GG" Jackson II	40:26	04:34	69 - 73	10 - 11	-4	-1	1.71	2.19	8	2	33	5	3	1	10	1
30	Daniel Hankins-Sanford	07:55	37:05	12 - 16	67 - 68	-4	-1	1.52	1.81	0	10	5	33	0	4	1	10
31	Benjamin Bosmans-Verdonk	20:33	24:27	32 - 36	47 - 48	-4	-1	1.56	1.92	6	4	18	20	2	2	5	6
33	Josh Gray	06:10	38:50	10 - 15	69 - 69	-5	0	1.62	1.78	2	8	5	33	0	4	2	9

**Vanderbilt**

No	Name	Mins		Score		Points Diff		Points per Min		Assists		Rebounds		Steals		Turnovers	
		On	Off	On	Off	On	Off	On	Off	On	Off	On	Off	On	Off	On	Off
0	Tyrin Lawrence	33:04	11:56	54 - 57	30 - 22	-3	8	1.63	2.51	8	5	32	12	3	0	10	3
1	Colin Smith	15:56	29:04	21 - 26	63 - 53	-5	10	1.32	2.17	6	7	17	27	3	0	5	8
2	Noah Shelby	08:12	36:48	19 - 9	65 - 70	10	-5	2.32	1.77	2	11	11	33	0	3	4	9
4	Jordan Wright	29:45	15:15	65 - 59	19 - 20	6	-1	2.18	1.25	10	3	25	19	1	2	7	6
5	Ezra Manjon	32:21	12:39	68 - 57	16 - 22	11	-6	2.10	1.26	8	5	32	12	0	3	9	4
10	Myles Stute	30:18	14:42	57 - 54	27 - 25	3	2	1.88	1.84	6	7	32	12	2	1	9	4
12	Trey Thomas	18:54	26:06	32 - 37	52 - 42	-5	10	1.69	1.99	8	5	16	28	3	0	5	8
20	Emmanuel Ansong	11:30	33:30	20 - 17	64 - 62	3	2	1.74	1.91	4	9	11	33	0	3	3	10
21	Liam Robbins	28:44	16:16	64 - 54	20 - 25	10	-5	2.23	1.23	10	3	25	19	1	2	7	6
42	Quentin Millora-Brown	16:16	28:44	20 - 25	64 - 54	-5	10	1.23	2.23	3	10	19	25	2	1	6	7

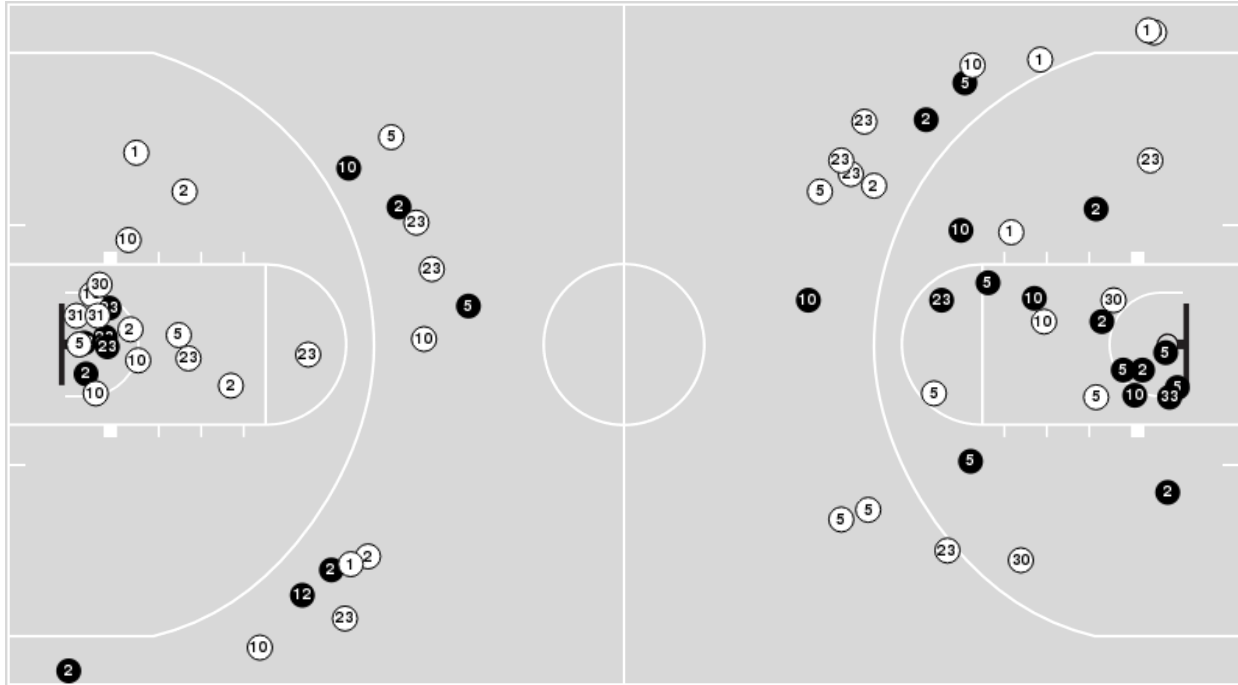


**Officials:** Chuck Jones, Steven Anderson, Eddie Shanon

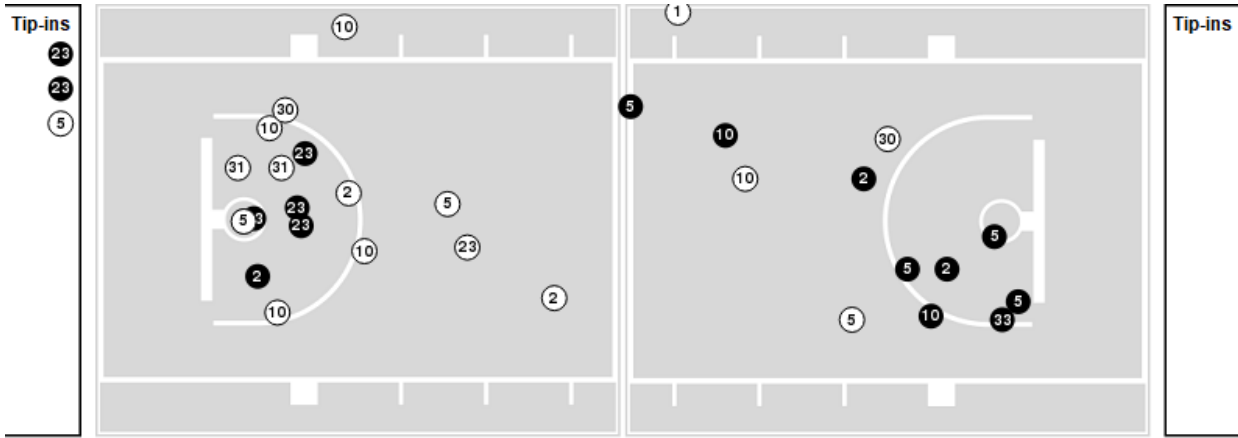
Players => 0, 1, 2, 4, 5, 10, 12, 14, 21, 23, 30, 31, 33, 44FG Types=>AllResults=>All

### South Carolina

#### All Field Goals



#### Blow Up Chart



● Made    ○ Missed    N - Player Number

South Carolina	M/A	%
Field Goals	30/72	42
2 Points	21/43	49
3 Points	9/29	31
Free Throws	10/15	67

South Carolina	M/A	%
Points in the Paint	32 (16 / 30)	53
Fast Break Points	4 (3/5)	60
Second Chance Points	8 (5/12)	42
Effective FG%	48	

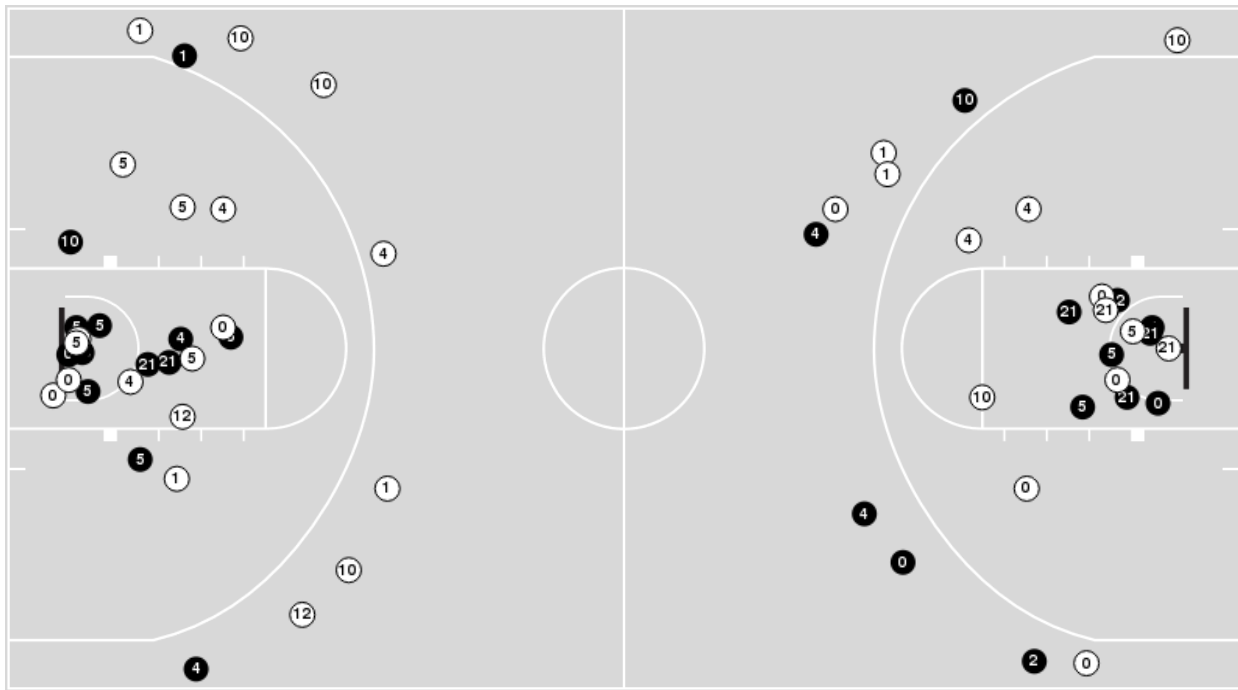


**Officials:** Chuck Jones, Steven Anderson, Eddie Shanon

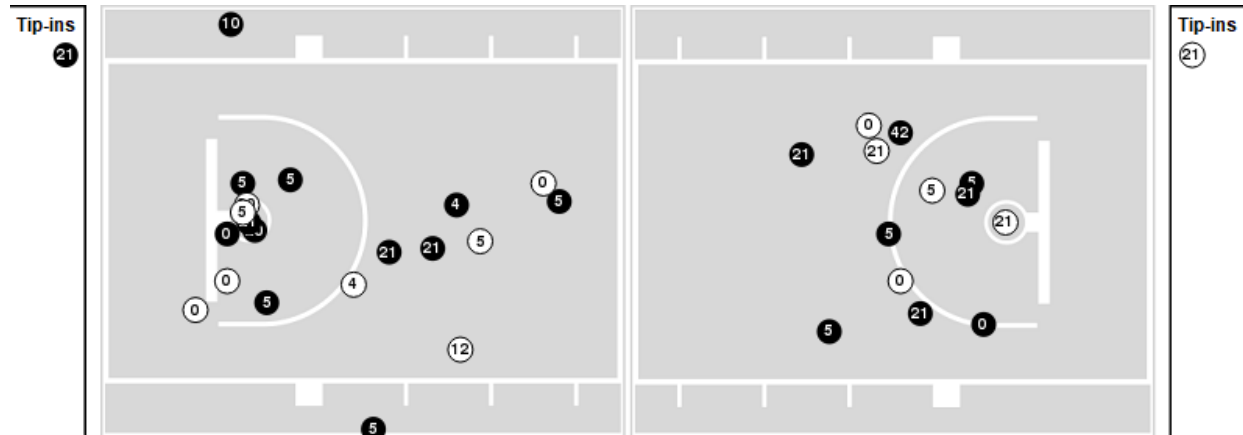
Players => AllFG Types=>AllResults=>All

**Vanderbilt**

**All Field Goals**



**Blow Up Chart**



● Made    ○ Missed    N - Player Number

Vanderbilt	M/A	%
Field Goals	27/60	45
2 Points	20/41	49
3 Points	7/19	37
Free Throws	23/35	66

Vanderbilt	M/A	%
Points in the Paint	36 (18 / 32)	56
Fast Break Points	20 (14/17)	82
Second Chance Points	6 (3/14)	21
Effective FG%	51	



**South Carolina at Vanderbilt**

01/03/23 Memorial Gymnasium, Nashville  
2022-23 Men's Basketball

**Game Time:** 6:00 PM  
**Game Duration:** 2:20  
**Attendance:** 6,344

**Officials:** Chuck Jones, Steven Anderson, Eddie Shanon

**South Carolina**

Lineup	Quarter On	Time On	Quarter Off	Time Off	Time on Court	Score	Score Diff	Reb	Stl	Tov	Ass	PPP
2- Carter, Jr. C/ 5- Johnson M/ 10- Brown H/ 23- Jackson II G/ 31- Bosmans-Verdonk B/	1	20:00	1	16:22	03:38	10-5	5	3	0	1	3	2.0000
1- Wright J/ 5- Johnson M/ 10- Brown H/ 23- Jackson II G/ 31- Bosmans-Verdonk B/	1	16:22	1	15:27	00:55	0-0	0	1	0	1	0	0.0000
1- Wright J/ 5- Johnson M/ 10- Brown H/ 23- Jackson II G/ 33- Gray J/	1	15:27	1	13:05	02:22	5-3	2	3	0	1	1	1.2500
1- Wright J/ 5- Johnson M/ 12- Davis Z/ 23- Jackson II G/ 33- Gray J/	1	13:05	1	11:22	01:43	2-6	-4	1	0	0	0	0.6667
2- Carter, Jr. C/ 5- Johnson M/ 10- Brown H/ 12- Davis Z/ 31- Bosmans-Verdonk B/	1	11:22	1	10:13	01:09	3-0	3	2	0	0	1	1.5000
1- Wright J/ 2- Carter, Jr. C/ 10- Brown H/ 12- Davis Z/ 31- Bosmans-Verdonk B/	1	10:13	1	09:12	01:01	0-3	-3	1	1	0	0	0.0000
1- Wright J/ 2- Carter, Jr. C/ 10- Brown H/ 21- Benson J/ 31- Bosmans-Verdonk B/	1	09:12	1	08:55	00:17	0-3	-3	0	0	0	0	0.0000
1- Wright J/ 2- Carter, Jr. C/ 10- Brown H/ 23- Jackson II G/ 31- Bosmans-Verdonk B/	1	08:55	1	08:27	00:28	0-1	-1	0	0	0	0	0.0000
1- Wright J/ 2- Carter, Jr. C/ 10- Brown H/ 23- Jackson II G/ 30- Hankins-Sanford D/	1	08:27	1	07:24	01:03	2-1	1	2	0	0	0	1.0000
1- Wright J/ 5- Johnson M/ 10- Brown H/ 23- Jackson II G/ 30- Hankins-Sanford D/	1	07:24	1	04:53	02:31	2-5	-3	1	0	0	0	0.5000
2- Carter, Jr. C/ 5- Johnson M/ 10- Brown H/ 23- Jackson II G/ 30- Hankins-Sanford D/	1	04:53	1	04:31	00:22	0-0	0	0	0	0	0	0.0000
2- Carter, Jr. C/ 5- Johnson M/ 10- Brown H/ 23- Jackson II G/ 31- Bosmans-Verdonk B/	1	04:31	1	03:52	00:39	0-0	0	0	0	0	0	0.0000
2- Carter, Jr. C/ 5- Johnson M/ 12- Davis Z/ 23- Jackson II G/ 31- Bosmans-Verdonk B/	1	03:52	1	00:55	02:57	5-5	0	4	1	0	1	1.2500
2- Carter, Jr. C/ 5- Johnson M/ 10- Brown H/ 12- Davis Z/ 31- Bosmans-Verdonk B/	1	00:55	2	20:00	00:55	3-2	1	0	0	1	1	1.5000
2- Carter, Jr. C/ 5- Johnson M/ 10- Brown H/ 23- Jackson II G/ 31- Bosmans-Verdonk B/	2	20:00	2	16:43	03:17	4-5	-1	4	0	2	0	0.6803
1- Wright J/ 2- Carter, Jr. C/ 5- Johnson M/ 10- Brown H/ 23- Jackson II G/	2	16:43	2	13:38	03:05	10-2	8	2	2	1	1	2.0000
1- Wright J/ 2- Carter, Jr. C/ 5- Johnson M/ 10- Brown H/ 31- Bosmans-Verdonk B/	2	13:38	2	13:38	00:00	0-0	0	0	0	0	0	0.0000
1- Wright J/ 2- Carter, Jr. C/ 5- Johnson M/ 30- Hankins-Sanford D/ 31- Bosmans-Verdonk B/	2	13:38	2	12:26	01:12	4-3	1	2	0	0	0	1.3333
1- Wright J/ 2- Carter, Jr. C/ 5- Johnson M/ 23- Jackson II G/ 30- Hankins-Sanford D/	2	12:26	2	11:25	01:01	0-3	-3	0	0	0	0	0.0000
1- Wright J/ 2- Carter, Jr. C/ 5- Johnson M/ 10- Brown H/ 23- Jackson II G/	2	11:25	2	04:50	06:35	10-12	-2	6	0	2	1	0.9191
1- Wright J/ 2- Carter, Jr. C/ 5- Johnson M/ 23- Jackson II G/ 31- Bosmans-Verdonk B/	2	04:50	2	04:26	00:24	0-0	0	1	0	0	0	0.0000
1- Wright J/ 2- Carter, Jr. C/ 10- Brown H/ 23- Jackson II G/ 31- Bosmans-Verdonk B/	2	04:26	2	04:26	00:00	1-0	1	0	0	0	0	2.2727
1- Wright J/ 10- Brown H/ 12- Davis Z/ 23- Jackson II G/ 31- Bosmans-Verdonk B/	2	04:26	2	03:10	01:16	0-4	-4	0	0	0	0	0.0000
2- Carter, Jr. C/ 5- Johnson M/ 10- Brown H/ 23- Jackson II G/ 31- Bosmans-Verdonk B/	2	03:10	2	01:28	01:42	2-3	-1	0	0	0	0	1.0000
1- Wright J/ 2- Carter, Jr. C/ 5- Johnson M/ 23- Jackson II G/ 31- Bosmans-Verdonk B/	2	01:28	2	01:05	00:23	0-0	0	0	0	0	0	0.0000
1- Wright J/ 2- Carter, Jr. C/ 5- Johnson M/ 10- Brown H/ 23- Jackson II G/	2	01:05	OT1	04:44	01:21	4-1	3	3	0	0	0	2.0000
1- Wright J/ 2- Carter, Jr. C/ 5- Johnson M/ 23- Jackson II G/ 31- Bosmans-Verdonk B/	OT1	04:44	OT1	04:24	00:20	0-2	-2	0	0	0	0	0.0000
1- Wright J/ 2- Carter, Jr. C/ 5- Johnson M/ 23- Jackson II G/ 30- Hankins-Sanford D/	OT1	04:24	OT1	02:38	01:46	4-4	0	0	0	1	0	1.4493
1- Wright J/ 2- Carter, Jr. C/ 5- Johnson M/ 23- Jackson II G/ 33- Gray J/	OT1	02:38	OT1	00:32	02:05	3-6	-3	1	0	1	1	0.9036
1- Wright J/ 2- Carter, Jr. C/ 5- Johnson M/ 12- Davis Z/ 23- Jackson II G/	OT1	00:32	OT1	00:00	00:33	5-5	0	1	0	0	0	1.4535



**South Carolina at Vanderbilt**

01/03/23 Memorial Gymnasium, Nashville  
2022-23 Men's Basketball

**Game Time:** 6:00 PM  
**Game Duration:** 2:20  
**Attendance:** 6,344

**Officials:** Chuck Jones, Steven Anderson, Eddie Shanon

**Vanderbilt**

Lineup	Quarter On	Time On	Quarter Off	Time Off	Time on Court	Score	Score Diff	Reb	Stl	Tov	Ass	PPP
0- Lawrence T/ 1- Smith C/ 10- Stute M/ 12- Thomas T/ 42- Millora-Brown Q/	1	20:00	1	14:56	05:04	5-13	-8	1	2	1	2	0.8333
0- Lawrence T/ 4- Wright J/ 5- Manjon E/ 10- Stute M/ 21- Robbins L/	1	14:56	1	13:05	01:51	3-2	1	3	0	0	1	0.7500
2- Shelby N/ 4- Wright J/ 5- Manjon E/ 10- Stute M/ 21- Robbins L/	1	13:05	1	11:22	01:43	6-2	4	2	0	0	1	2.0000
2- Shelby N/ 4- Wright J/ 5- Manjon E/ 20- Ansong E/ 21- Robbins L/	1	11:22	1	08:27	02:55	7-3	4	5	0	2	1	1.1905
2- Shelby N/ 4- Wright J/ 5- Manjon E/ 20- Ansong E/ 42- Millora-Brown Q/	1	08:27	1	07:24	01:03	1-2	-1	1	0	0	0	0.6944
0- Lawrence T/ 2- Shelby N/ 5- Manjon E/ 20- Ansong E/ 42- Millora-Brown Q/	1	07:24	1	06:27	00:57	0-2	-2	0	0	1	0	0.0000
0- Lawrence T/ 2- Shelby N/ 5- Manjon E/ 10- Stute M/ 42- Millora-Brown Q/	1	06:27	1	04:53	01:34	5-0	5	3	0	1	0	1.4535
0- Lawrence T/ 1- Smith C/ 10- Stute M/ 12- Thomas T/ 42- Millora-Brown Q/	1	04:53	1	04:31	00:22	0-0	0	4	0	1	0	0.0000
0- Lawrence T/ 1- Smith C/ 10- Stute M/ 12- Thomas T/ 21- Robbins L/	1	04:31	1	03:12	01:19	0-0	0	2	0	1	0	0.0000
0- Lawrence T/ 1- Smith C/ 4- Wright J/ 12- Thomas T/ 21- Robbins L/	1	03:12	2	20:00	03:12	7-8	-1	1	1	1	3	1.7500
0- Lawrence T/ 1- Smith C/ 5- Manjon E/ 10- Stute M/ 42- Millora-Brown Q/	2	20:00	2	16:43	03:17	5-4	1	5	0	1	1	1.0000
0- Lawrence T/ 4- Wright J/ 5- Manjon E/ 10- Stute M/ 42- Millora-Brown Q/	2	16:43	2	16:04	00:39	0-3	-3	1	0	1	0	0.0000
0- Lawrence T/ 4- Wright J/ 5- Manjon E/ 10- Stute M/ 21- Robbins L/	2	16:04	2	14:25	01:39	0-5	-5	0	0	1	0	0.0000
4- Wright J/ 5- Manjon E/ 10- Stute M/ 12- Thomas T/ 21- Robbins L/	2	14:25	2	11:25	03:00	8-6	2	3	0	1	0	1.2658
4- Wright J/ 5- Manjon E/ 12- Thomas T/ 20- Ansong E/ 21- Robbins L/	2	11:25	2	08:10	03:15	8-9	-1	1	0	0	3	1.3605
0- Lawrence T/ 4- Wright J/ 5- Manjon E/ 20- Ansong E/ 42- Millora-Brown Q/	2	08:10	2	07:32	00:38	0-0	0	0	0	0	0	0.0000
0- Lawrence T/ 1- Smith C/ 12- Thomas T/ 20- Ansong E/ 42- Millora-Brown Q/	2	07:32	2	04:50	02:42	4-1	3	4	0	0	0	1.0309
0- Lawrence T/ 1- Smith C/ 2- Shelby N/ 12- Thomas T/ 42- Millora-Brown Q/	2	04:50	2	04:50	00:00	0-0	0	0	0	0	0	0.0000
0- Lawrence T/ 4- Wright J/ 5- Manjon E/ 10- Stute M/ 21- Robbins L/	2	04:50	OT1	00:00	09:50	25-19	6	8	0	1	1	1.5281



**South Carolina at Vanderbilt**

01/03/23 Memorial Gymnasium, Nashville  
2022-23 Men's Basketball

**Game Time:** 6:00 PM  
**Game Duration:** 2:20  
**Attendance:** 6,344

**Officials:** Chuck Jones, Steven Anderson, Eddie Shanon

**South Carolina**

Lineup	Time	Score	Score Diff	Pts/Min	Reb	Stl	Tov	Ass	PPP
1- Wright J/ 2- Carter, Jr. C/ 5- Johnson M/ 10- Brown H/ 23- Jackson II G/	11:01	24-15	9	2.1785	11	2	3	2	1.3423
2- Carter, Jr. C/ 5- Johnson M/ 10- Brown H/ 23- Jackson II G/ 31- Bosmans-Verdonk B/	09:16	16-13	3	1.7266	7	0	3	3	1.1527
2- Carter, Jr. C/ 5- Johnson M/ 12- Davis Z/ 23- Jackson II G/ 31- Bosmans-Verdonk B/	02:57	5-5	0	1.6949	4	1	0	1	1.2500
1- Wright J/ 2- Carter, Jr. C/ 5- Johnson M/ 23- Jackson II G/ 30- Hankins-Sanford D/	02:47	4-7	-3	1.4371	0	0	1	0	0.8403
1- Wright J/ 5- Johnson M/ 10- Brown H/ 23- Jackson II G/ 30- Hankins-Sanford D/	02:31	2-5	-3	0.7947	1	0	0	0	0.5000
1- Wright J/ 5- Johnson M/ 10- Brown H/ 23- Jackson II G/ 33- Gray J/	02:22	5-3	2	2.1127	3	0	1	1	1.2500
1- Wright J/ 2- Carter, Jr. C/ 5- Johnson M/ 23- Jackson II G/ 33- Gray J/	02:05	3-6	-3	1.4400	1	0	1	1	0.9036
2- Carter, Jr. C/ 5- Johnson M/ 10- Brown H/ 12- Davis Z/ 31- Bosmans-Verdonk B/	02:04	6-2	4	2.9032	2	0	1	2	1.5000
1- Wright J/ 5- Johnson M/ 12- Davis Z/ 23- Jackson II G/ 33- Gray J/	01:43	2-6	-4	1.1650	1	0	0	0	0.6667
1- Wright J/ 10- Brown H/ 12- Davis Z/ 23- Jackson II G/ 31- Bosmans-Verdonk B/	01:16	0-4	-4	0.0000	0	0	0	0	0.0000
1- Wright J/ 2- Carter, Jr. C/ 5- Johnson M/ 30- Hankins-Sanford D/ 31- Bosmans-Verdonk B/	01:12	4-3	1	3.3333	2	0	0	0	1.3333
1- Wright J/ 2- Carter, Jr. C/ 5- Johnson M/ 23- Jackson II G/ 31- Bosmans-Verdonk B/	01:07	0-2	-2	0.0000	1	0	0	0	0.0000
1- Wright J/ 2- Carter, Jr. C/ 10- Brown H/ 23- Jackson II G/ 30- Hankins-Sanford D/	01:03	2-1	1	1.9048	2	0	0	0	1.0000
1- Wright J/ 2- Carter, Jr. C/ 10- Brown H/ 12- Davis Z/ 31- Bosmans-Verdonk B/	01:01	0-3	-3	0.0000	1	1	0	0	0.0000
1- Wright J/ 5- Johnson M/ 10- Brown H/ 23- Jackson II G/ 31- Bosmans-Verdonk B/	00:55	0-0	0	0.0000	1	0	1	0	0.0000
1- Wright J/ 2- Carter, Jr. C/ 5- Johnson M/ 12- Davis Z/ 23- Jackson II G/	00:33	5-5	0	9.0909	1	0	0	0	1.4535
1- Wright J/ 2- Carter, Jr. C/ 10- Brown H/ 23- Jackson II G/ 31- Bosmans-Verdonk B/	00:28	1-1	0	2.1429	0	0	0	0	0.6944
2- Carter, Jr. C/ 5- Johnson M/ 10- Brown H/ 23- Jackson II G/ 30- Hankins-Sanford D/	00:22	0-0	0	0.0000	0	0	0	0	0.0000
1- Wright J/ 2- Carter, Jr. C/ 10- Brown H/ 21- Benson J/ 31- Bosmans-Verdonk B/	00:17	0-3	-3	0.0000	0	0	0	0	0.0000
1- Wright J/ 2- Carter, Jr. C/ 5- Johnson M/ 10- Brown H/ 31- Bosmans-Verdonk B/	00:00	0-0	0	NaN	0	0	0	0	0.0000



**South Carolina at Vanderbilt**

01/03/23 Memorial Gymnasium, Nashville  
2022-23 Men's Basketball

**Game Time:** 6:00 PM  
**Game Duration:** 2:20  
**Attendance:** 6,344

**Officials:** Chuck Jones, Steven Anderson, Eddie Shanon

**Vanderbilt**

Lineup	Time	Score	Score Diff	Pts/Min	Reb	Stl	Tov	Ass	PPP
0- Lawrence T/ 4- Wright J/ 5- Manjon E/ 10- Stute M/ 21- Robbins L/	13:20	28-26	2	2.1000	11	0	2	2	1.1986
0- Lawrence T/ 1- Smith C/ 10- Stute M/ 12- Thomas T/ 42- Millora-Brown Q/	05:26	5-13	-8	0.9202	5	2	2	2	0.7764
0- Lawrence T/ 1- Smith C/ 5- Manjon E/ 10- Stute M/ 42- Millora-Brown Q/	03:17	5-4	1	1.5228	5	0	1	1	1.0000
4- Wright J/ 5- Manjon E/ 12- Thomas T/ 20- Ansong E/ 21- Robbins L/	03:15	8-9	-1	2.4615	1	0	0	3	1.3605
0- Lawrence T/ 1- Smith C/ 4- Wright J/ 12- Thomas T/ 21- Robbins L/	03:12	7-8	-1	2.1875	1	1	1	3	1.7500
4- Wright J/ 5- Manjon E/ 10- Stute M/ 12- Thomas T/ 21- Robbins L/	03:00	8-6	2	2.6667	3	0	1	0	1.2658
2- Shelby N/ 4- Wright J/ 5- Manjon E/ 20- Ansong E/ 21- Robbins L/	02:55	7-3	4	2.4000	5	0	2	1	1.1905
0- Lawrence T/ 1- Smith C/ 12- Thomas T/ 20- Ansong E/ 42- Millora-Brown Q/	02:42	4-1	3	1.4815	4	0	0	0	1.0309
2- Shelby N/ 4- Wright J/ 5- Manjon E/ 10- Stute M/ 21- Robbins L/	01:43	6-2	4	3.4951	2	0	0	1	2.0000
0- Lawrence T/ 2- Shelby N/ 5- Manjon E/ 10- Stute M/ 42- Millora-Brown Q/	01:34	5-0	5	3.1915	3	0	1	0	1.4535
0- Lawrence T/ 1- Smith C/ 10- Stute M/ 12- Thomas T/ 21- Robbins L/	01:19	0-0	0	0.0000	2	0	1	0	0.0000
2- Shelby N/ 4- Wright J/ 5- Manjon E/ 20- Ansong E/ 42- Millora-Brown Q/	01:03	1-2	-1	0.9524	1	0	0	0	0.6944
0- Lawrence T/ 2- Shelby N/ 5- Manjon E/ 20- Ansong E/ 42- Millora-Brown Q/	00:57	0-2	-2	0.0000	0	0	1	0	0.0000
0- Lawrence T/ 4- Wright J/ 5- Manjon E/ 10- Stute M/ 42- Millora-Brown Q/	00:39	0-3	-3	0.0000	1	0	1	0	0.0000
0- Lawrence T/ 4- Wright J/ 5- Manjon E/ 20- Ansong E/ 42- Millora-Brown Q/	00:38	0-0	0	0.0000	0	0	0	0	0.0000
0- Lawrence T/ 1- Smith C/ 2- Shelby N/ 12- Thomas T/ 42- Millora-Brown Q/	00:00	0-0	0	NaN	0	0	0	0	0.0000