



Officials: Joe Lindsay, Lee Cassell, Shaun Seales

Alabama A&M - 62

Record: 4-8

NO.	Name	F	Min	FG			3P			FT			Rebounds			Fouls		TP	AS	TO	ST	Blocks		+/-
				M-A	M-A	M-A	OR	DR	TOT	PF	FD	OR	DR	TOT	BS	BA								
11	Austin Harvell	F	20:15	2-3	1-1	0-0	0	1	1	4	0	5	0	0	0	1	0	0	1	0	0	14		
33	Olisa Blaise Akonobi	C	36:00	6-12	0-0	2-4	3	8	11	3	2	14	3	1	0	0	1	0	0	1	-3			
1	Messiah Thompson	G	36:01	6-15	3-6	0-0	0	1	1	1	1	15	6	1	1	0	1	1	0	1	1			
10	Garrett Hicks	G	38:29	5-11	0-3	0-0	0	2	2	1	1	10	2	4	1	0	0	0	0	-6				
15	Dailin Smith	G	23:40	3-6	1-2	0-0	0	2	2	3	1	7	3	1	1	0	1	0	1	3				
12	Brandon Powell		16:32	1-1	1-1	0-0	3	3	6	3	1	3	1	0	0	0	0	0	0	-4				
3	Cameron Tucker		09:10	1-2	0-0	1-3	0	0	0	0	3	3	0	1	1	0	0	0	0	-15				
22	Lorenzo Downey		10:07	0-2	0-1	0-0	0	0	0	1	0	0	0	0	1	0	0	0	0	-17				
24	Eric Lee		03:04	0-1	0-1	0-0	0	0	0	1	0	0	1	0	0	0	0	0	0	-9				
30	William Tavares de Brito		01:31	1-2	0-0	0-0	0	0	0	0	0	2	0	0	0	0	0	0	1	-2				
2	Omari Peek		04:34	1-3	0-0	0-0	1	0	1	0	0	2	0	0	0	0	0	0	1	-1				
34	EJ Williams		00:37	0-0	0-0	1-2	0	0	0	0	1	1	0	0	0	0	0	0	0	-1				
Team							1	3	4			0			2									
<b>Totals</b>				26-58	6-15	4-9	8	20	28	17	10	62	16	11	5	0	5				-8			

Shooting By Period		
1 <sup>st</sup> FG%	12-29	41.4%
3PT%	3-9	33.3%
FT%	1-2	50%
2 <sup>nd</sup> FG%	14-29	48.3%
3PT%	3-6	50.0%
FT%	3-7	42.9%
GM FG%	26-58	44.8%
3PT%	6-15	40.0%
FT%	4-9	44.4%

Dead Ball Rebounds: 3, 0

Technical Fouls: NONE

Vanderbilt - 70

Record: 6-6

NO.	Name	F	Min	FG			3P			FT			Rebounds			Fouls		TP	AS	TO	ST	Blocks		+/-
				M-A	M-A	M-A	OR	DR	TOT	PF	FD	OR	DR	TOT	BS	BA								
1	Colin Smith	F	13:43	2-4	1-3	2-4	3	1	4	0	3	7	0	2	0	0	0	0	0	0	-9			
10	Myles Stute	F	23:46	1-8	1-8	1-2	0	6	6	2	1	4	1	2	0	0	0	0	0	-2				
42	Quentin Millora-Brown	F	25:11	0-1	0-0	1-2	4	2	6	1	2	1	2	0	0	0	0	0	0	-5				
0	Tyrin Lawrence	G	17:01	2-5	0-2	2-2	0	2	2	1	1	6	2	1	0	0	0	0	-3					
12	Trey Thomas	G	28:58	2-8	1-6	0-0	1	2	3	1	0	5	1	3	2	0	0	0	9					
2	Noah Shelby		11:02	1-5	1-5	0-0	0	1	1	1	0	3	0	0	0	0	0	0	-1					
4	Jordan Wright		22:04	3-6	2-5	4-4	0	3	3	1	2	12	4	0	1	2	0	12						
5	Ezra Manjon		27:12	5-8	0-1	2-2	3	0	3	1	2	12	2	2	2	0	0	16						
20	Emmanuel Ansong		16:14	2-4	2-3	0-0	2	2	4	2	0	6	0	1	0	1	0	10						
21	Liam Robbins		14:49	4-8	0-1	6-7	4	5	9	1	6	14	2	1	1	2	0	13						
Team							0	2	2			0		0										
<b>Totals</b>				22-57	8-34	18-23	17	26	43	11	17	70	14	12	6	5	0	8						

Shooting By Period		
1 <sup>st</sup> FG%	12-34	35.3%
3PT%	7-25	28.0%
FT%	3-4	75%
2 <sup>nd</sup> FG%	10-23	43.5%
3PT%	1-9	11.1%
FT%	15-19	78.9%
GM FG%	22-57	38.6%
3PT%	8-34	23.5%
FT%	18-23	78.3%

Dead Ball Rebounds: 3, 0

Technical Fouls: Stute 2<sup>nd</sup> 4:59

	AAMU	Vandy	Points from		Period by Period Scoring				
Biggest lead	8 (1 <sup>st</sup> 10:53)	12 (1 <sup>st</sup> 1:28)	Turnovers	13	13	AAMU	28	34	62
Best Scoring Run	8 (1 <sup>st</sup> 10:53)	15 (1 <sup>st</sup> 4:42)	Paint	28	22				
Lead Changes	5		Second Chance	4	16	Vandy	34	36	70
Times Tied	6		Fast Breaks	10	12				
Time with Lead	16:57	18:31	Bench	11	47				



**Period 1**

**Quarter Starters:**

<b>Vandy</b>	0 Lawrence T	1 Smith C	10 Stute M	12 Thomas T	42 Millora-Brown Q
<b>AAMU</b>	1 Thompson M	10 Hicks G	11 Harvell A	15 Smith D	33 Blaise Akonobi O

Game Time	Vandy	Score	Diff	AAMU
20:00	42 MILLORA-BROWN Q jumpball lost			33 BLAISE AKONOBI O jumpball won
19:46		<b>0-2</b>	<b>-2</b>	10 HICKS G 2pt FG outside the paint, jump shot made (2)
19:11	12 THOMAS T 3pt FG , jump shot missed			
19:03	42 MILLORA-BROWN Q offensive rebound (1)			
18:47	12 THOMAS T 2pt FG second chance outside the paint, jump shot missed			
18:44				10 HICKS G defensive rebound (1)
18:29		<b>0-5</b>	<b>-5</b>	15 SMITH D 3pt FG , jump shot made (3)
18:29				33 BLAISE AKONOBI O assist (1)
18:01	1 SMITH C foul drawn (1)			15 SMITH D foul shooting (1 - 1)
18:01	1 SMITH C free throw 1 - 2 missed			
18:01	offensive dead ball rebound (1)			
18:01	1 SMITH C free throw 2 - 2 made (1)	<b>1-5</b>	<b>-4</b>	
17:34				1 THOMPSON M 3pt FG , jump shot missed
17:31	defensive rebound (2)			
17:01	1 SMITH C 3pt FG , jump shot made (4)	<b>4-5</b>	<b>-1</b>	
17:01	12 THOMAS T assist (1)			
16:40				15 SMITH D 2pt FG outside the paint, jump shot missed
16:37	1 SMITH C defensive rebound (1)			
16:30	42 MILLORA-BROWN Q foul drawn (1)			33 BLAISE AKONOBI O foul personal (1 - 2)
16:25	12 THOMAS T 2pt FG in the paint, layup made (2)	<b>6-5</b>	<b>1</b>	
16:03	12 THOMAS T steal (1)			10 HICKS G turnover bad pass (1)
15:57	12 THOMAS T turnover bad pass (1)			
15:57	Timeout media			
15:50		<b>6-7</b>	<b>-1</b>	33 BLAISE AKONOBI O 2pt FG from turnover in the paint, dunk, made (2)
15:50				1 THOMPSON M assist (1)
15:23	0 LAWRENCE T 3pt FG , jump shot missed			
15:19				33 BLAISE AKONOBI O defensive rebound (1)
15:14		<b>6-9</b>	<b>-3</b>	10 HICKS G 2pt FG fast break outside the paint, jump shot made (4)
14:48	10 STUTE M 3pt FG , jump shot made (3)	<b>9-9</b>	<b>0</b>	
14:48	0 LAWRENCE T assist (1)			
14:24				1 THOMPSON M 2pt FG in the paint, jump shot missed
14:20	10 STUTE M defensive rebound (1)			
14:08	10 STUTE M 3pt FG , jump shot missed			
14:05				33 BLAISE AKONOBI O defensive rebound (2)
13:56				1 THOMPSON M 2pt FG outside the paint, jump shot missed
13:52	0 LAWRENCE T defensive rebound (1)			
13:41	10 STUTE M turnover lost ball (1)			1 THOMPSON M steal (1)
13:35		<b>9-11</b>	<b>-2</b>	10 HICKS G 2pt FG fast break from turnover in the paint, layup made (6)
13:10	12 THOMAS T turnover bad pass (2)			
13:04				10 HICKS G 3pt FG from turnover, jump shot missed



Game Time	Vandy	Score	Diff	AAMU
12:58				33 BLAISE AKONOBI O offensive rebound (3)
12:58		<b>9-13</b>	<b>-4</b>	33 BLAISE AKONOBI O 2pt FG from turnover second chance in the paint, layup made (4)
12:51	10 STUTE M 3pt FG , jump shot missed			
12:49				defensive rebound (5)
12:49	0 LAWRENCE T substitution out			
12:49	12 THOMAS T substitution out			
12:49	2 SHELBY N substitution in			
12:49	5 MANJON E substitution in			
12:49				11 HARVELL A substitution out
12:49				12 POWELL B substitution in
12:49	1 SMITH C substitution out			
12:49	4 WRIGHT J substitution in			
12:28		<b>9-16</b>	<b>-7</b>	12 POWELL B 3pt FG , jump shot made (3)
12:28				15 SMITH D assist (1)
11:57	2 SHELBY N 3pt FG , jump shot missed			
11:52				33 BLAISE AKONOBI O defensive rebound (4)
11:40				33 BLAISE AKONOBI O 2pt FG in the paint, turnaround jump shot missed
11:32	10 STUTE M defensive rebound (2)			
11:26	2 SHELBY N 3pt FG , jump shot missed			
11:21	42 MILLORA-BROWN Q offensive rebound (2)			
11:19	10 STUTE M 3pt FG second chance, jump shot missed			
11:13				15 SMITH D defensive rebound (1)
10:53	42 MILLORA-BROWN Q foul shooting (1 - 1)			33 BLAISE AKONOBI O foul drawn (1)
10:53	Timeout media			
10:53	10 STUTE M substitution out			
10:53	42 MILLORA-BROWN Q substitution out			
10:53	20 ANSONG E substitution in			
10:53	21 ROBBINS L substitution in			
10:53				1 THOMPSON M substitution out
10:53				15 SMITH D substitution out
10:53				3 TUCKER C substitution in
10:53				22 DOWNEY L substitution in
10:53		<b>9-17</b>	<b>-8</b>	33 BLAISE AKONOBI O free throw 1 - 2 made (5)
10:53				33 BLAISE AKONOBI O free throw 2 - 2 missed
10:52	21 ROBBINS L defensive rebound (1)			
10:33	21 ROBBINS L 2pt FG in the paint, jump shot missed			
10:31				defensive rebound (8)
10:31				33 BLAISE AKONOBI O substitution out
10:31				30 TAVARES DE BRITO W substitution in
10:31				10 HICKS G substitution out
10:31				24 LEE E substitution in
10:11				30 TAVARES DE BRITO W 2pt FG in the paint, jump shot blocked
10:11	4 WRIGHT J block (1)			
10:05	21 ROBBINS L defensive rebound (2)			
10:02	4 WRIGHT J 3pt FG , jump shot missed			
09:59	20 ANSONG E offensive rebound (1)			
09:59	20 ANSONG E 2pt FG second chance in the paint, layup missed			



**Alabama A&M at Vanderbilt**

12/22/22 Memorial Gymnasium, Nashville  
2022-23 Men's Basketball

**Game Time:** 3:00 PM  
**Game Duration:** 1:55  
**Attendance:** 5,010

**Officials:** Joe Lindsay, Lee Cassell, Shaun Seales

Game Time	Vandy	Score	Diff	AAMU
09:59	21 ROBBINS L offensive rebound (3)			
09:59	21 ROBBINS L foul drawn (1)			22 DOWNEY L foul personal (1 - 3)
09:55	21 ROBBINS L 2pt FG second chance outside the paint, jump shot made (2)	<b>11-17</b>	<b>-6</b>	
09:55	4 WRIGHT J assist (1)			
09:39		<b>11-19</b>	<b>-8</b>	30 TAVARES DE BRITO W 2pt FG outside the paint, jump shot made (2)
09:39				24 LEE E assist (1)
09:21	2 SHELBY N 3pt FG , jump shot missed			
09:19	21 ROBBINS L offensive rebound (4)			
09:19	21 ROBBINS L foul drawn (2)			24 LEE E foul shooting (1 - 4)
09:19	21 ROBBINS L free throw 1 - 2 made (3)	<b>12-19</b>	<b>-7</b>	
09:19	21 ROBBINS L free throw 2 - 2 made (4)	<b>13-19</b>	<b>-6</b>	
09:08				22 DOWNEY L 3pt FG , jump shot missed
09:04				12 POWELL B offensive rebound (1)
09:00	2 SHELBY N foul personal (1 - 2)			3 TUCKER C foul drawn (1)
09:00				12 POWELL B substitution out
09:00				30 TAVARES DE BRITO W substitution out
09:00				10 HICKS G substitution in
09:00				33 BLAISE AKONOBI O substitution in
08:49				33 BLAISE AKONOBI O 2pt FG second chance outside the paint, jump shot missed
08:45	21 ROBBINS L defensive rebound (5)			
08:40	20 ANSONG E turnover bad pass (1)			3 TUCKER C steal (1)
08:34				10 HICKS G 3pt FG from turnover, jump shot missed
08:30	2 SHELBY N defensive rebound (1)			
08:23	5 MANJON E 2pt FG fast break in the paint, driving layup made (2)	<b>15-19</b>	<b>-4</b>	
08:02				24 LEE E 3pt FG , jump shot missed
07:58	20 ANSONG E defensive rebound (2)			
07:49	21 ROBBINS L 2pt FG in the paint, dunk, made (6)	<b>17-19</b>	<b>-2</b>	
07:49	4 WRIGHT J assist (2)			
07:34	5 MANJON E steal (1)			22 DOWNEY L turnover bad pass (1)
07:28	2 SHELBY N 3pt FG fast break from turnover, jump shot made (3)	<b>20-19</b>	<b>1</b>	
07:28	5 MANJON E assist (1)			
07:27				Timeout 30 Sec
07:27				Timeout media
07:27				3 TUCKER C substitution out
07:27				24 LEE E substitution out
07:27				1 THOMPSON M substitution in
07:27				15 SMITH D substitution in
07:12	2 SHELBY N substitution out			
07:12	12 THOMAS T substitution in			
07:03	4 WRIGHT J foul personal (1 - 3)			15 SMITH D foul drawn (1)
07:03				turnover sec 5 (3)
06:48	5 MANJON E 3pt FG from turnover, jump shot missed			
06:44				10 HICKS G defensive rebound (2)
06:33	5 MANJON E steal (2)			1 THOMPSON M turnover bad pass (1)
06:25	12 THOMAS T 3pt FG from turnover, jump shot missed			
06:20				33 BLAISE AKONOBI O defensive rebound (5)



**Alabama A&M at Vanderbilt**

12/22/22 Memorial Gymnasium, Nashville  
2022-23 Men's Basketball

**Game Time:** 3:00 PM  
**Game Duration:** 1:55  
**Attendance:** 5,010

**Officials:** Joe Lindsay, Lee Cassell, Shaun Seales

Game Time	Vandy	Score	Diff	AAMU
06:14				10 HICKS G 2pt FG outside the paint, jump shot missed
06:11	4 WRIGHT J defensive rebound (1)			
06:03	21 ROBBINS L 3pt FG , jump shot missed			
05:58				15 SMITH D defensive rebound (2)
05:46				15 SMITH D 2pt FG in the paint, jump shot blocked
05:46	21 ROBBINS L block (1)			
05:39	21 ROBBINS L defensive rebound (6)			
05:37	4 WRIGHT J 3pt FG , jump shot missed			
05:32	21 ROBBINS L offensive rebound (7)			
05:31	4 WRIGHT J 3pt FG second chance, jump shot made (3)	<b>23-19</b>	<b>4</b>	
05:31	21 ROBBINS L assist (1)			
05:31				15 SMITH D substitution out
05:31				2 PEEK O substitution in
05:31	21 ROBBINS L substitution out			
05:31	42 MILLORA-BROWN Q substitution in			
05:01				22 DOWNEY L 2pt FG in the paint, jump shot missed
04:58	defensive rebound (19)			
04:42	20 ANSONG E 3pt FG , jump shot made (3)	<b>26-19</b>	<b>7</b>	
04:42	4 WRIGHT J assist (3)			
04:10		<b>26-22</b>	<b>4</b>	1 THOMPSON M 3pt FG , jump shot made (3)
04:10				33 BLAISE AKONOBI O assist (2)
03:51	20 ANSONG E 3pt FG , jump shot made (6)	<b>29-22</b>	<b>7</b>	
03:51	4 WRIGHT J assist (4)			
03:28				1 THOMPSON M 3pt FG , jump shot missed
03:23	4 WRIGHT J defensive rebound (2)			
03:14	42 MILLORA-BROWN Q 2pt FG in the paint, jump shot missed			
03:10				33 BLAISE AKONOBI O defensive rebound (6)
03:07				2 PEEK O 2pt FG in the paint, layup blocked
03:07	20 ANSONG E block (1)			
03:07	42 MILLORA-BROWN Q defensive rebound (3)			
02:51	20 ANSONG E 3pt FG , jump shot missed			
02:47	5 MANJON E offensive rebound (1)			
02:44	12 THOMAS T 3pt FG second chance, jump shot missed			
02:38	42 MILLORA-BROWN Q offensive rebound (4)			
02:38	jump ball situation			
02:38	Timeout media			
02:38	4 WRIGHT J substitution out			
02:38	20 ANSONG E substitution out			
02:38	1 SMITH C substitution in			
02:38	10 STUTE M substitution in			
02:38				33 BLAISE AKONOBI O substitution out
02:38				11 HARVELL A substitution in
02:30	12 THOMAS T 3pt FG second chance, jump shot missed			
02:25	12 THOMAS T offensive rebound (1)			
02:22	10 STUTE M 3pt FG second chance, jump shot missed			
02:18	1 SMITH C offensive rebound (2)			
02:16	1 SMITH C 2pt FG second chance outside the paint, jump shot made (6)	<b>31-22</b>	<b>9</b>	
01:43				turnover shot clock (5)



Official Basketball Play by Play - First Half

**Alabama A&M at Vanderbilt**

12/22/22 Memorial Gymnasium, Nashville  
2022-23 Men's Basketball

**Game Time:** 3:00 PM

**Game Duration:** 1:55

**Attendance:** 5,010

**Officials:** Joe Lindsay, Lee Cassell, Shaun Seales

Game Time	Vandy	Score	Diff	AAMU
01:43				2 PEEK O substitution out
01:43				33 BLAISE AKONOBI O substitution in
01:28	12 THOMAS T 3pt FG from turnover, jump shot made (5)	<b>34-22</b>	<b>12</b>	
01:28	42 MILLORA-BROWN Q assist (1)			
01:06		<b>34-24</b>	<b>10</b>	1 THOMPSON M 2pt FG in the paint, jump shot made (5)
00:51	1 SMITH C 3pt FG , jump shot missed			
00:46	5 MANJON E offensive rebound (2)			
00:46	12 THOMAS T turnover lost ball (3)			
00:46				22 DOWNEY L substitution out
00:46				2 PEEK O substitution in
00:34				2 PEEK O 2pt FG from turnover in the paint, jump shot missed
00:27				2 PEEK O offensive rebound (1)
00:27		<b>34-26</b>	<b>8</b>	2 PEEK O 2pt FG second chance in the paint, layup made (2)
00:23	Timeout 30 Sec			
00:05	1 SMITH C turnover bad pass (1)			11 HARVELL A steal (1)
00:01		<b>34-28</b>	<b>6</b>	1 THOMPSON M 2pt FG fast break from turnover in the paint, layup made (7)
<b>END OF PERIOD</b>				
<b>Vandy 34-28 AAMU</b>				



Officials: Joe Lindsay, Lee Cassell, Shaun Seales

Alabama A&M - 28

NO.	Name	F/C	Min	FG			Rebounds			Fouls		TP	AS	TO	ST	Blocks		+/-
				M-A	M-A	M-A	OR	DR	TOT	PF	FD					BS	BA	
11	Austin Harvell	F	09:49	0-0	0-0	0-0	0	0	0	0	0	0	0	1	0	0	5	
33	Olisa Blaise Akonobi	C	17:34	2-4	0-0	1-2	1	5	6	1	1	5	2	0	0	0	-2	
1	Messiah Thompson	G	16:34	3-7	1-3	0-0	0	0	0	0	0	7	1	1	1	0	2	
10	Garrett Hicks	G	18:29	3-6	0-2	0-0	0	2	2	0	0	6	0	1	0	0	-4	
15	Dailin Smith	G	11:03	1-3	1-1	0-0	0	2	2	1	1	3	1	0	0	1	4	
12	Brandon Powell		03:49	1-1	1-1	0-0	1	0	1	0	0	3	0	0	0	0	2	
3	Cameron Tucker		03:26	0-0	0-0	0-0	0	0	0	0	1	0	0	0	1	0	-8	
22	Lorenzo Downey		10:07	0-2	0-1	0-0	0	0	0	1	0	0	0	1	0	0	-17	
24	Eric Lee		03:04	0-1	0-1	0-0	0	0	0	1	0	0	1	0	0	0	-9	
30	William Tavares de Brito		01:31	1-2	0-0	0-0	0	0	0	0	0	2	0	0	0	1	-2	
2	Omari Peek		04:34	1-3	0-0	0-0	1	0	1	0	0	2	0	0	0	1	-1	
Team							0	2	2			0		2				
<b>Totals</b>				12-29	3-9	1-2	3	11	14	4	3	28	5	5	3	0	3	-6

Shooting By Period		
1st FG%	12-29	41.4%
3PT%	3-9	33.3%
FT%	1-2	50%
GM FG%	12-29	41.4%
3PT%	3-9	33.3%
FT%	1-2	50.0%

Dead Ball Rebounds: 0, 0

Technical Fouls::NONE

Vanderbilt - 34

NO.	Name	F/C	Min	FG			Rebounds			Fouls		TP	AS	TO	ST	Blocks		+/-
				M-A	M-A	M-A	OR	DR	TOT	PF	FD					BS	BA	
1	Colin Smith	F	09:49	2-3	1-2	1-2	1	1	2	0	1	6	0	1	0	0	-5	
10	Myles Stute	F	11:45	1-5	1-5	0-0	0	2	2	0	0	3	0	1	0	0	-8	
42	Quentin Millora-Brown	F	14:38	0-1	0-0	0-0	3	1	4	1	1	0	1	0	0	0	-5	
0	Tyrin Lawrence	G	07:11	0-1	0-1	0-0	0	1	1	0	0	0	1	0	0	0	-4	
12	Trey Thomas	G	14:23	2-7	1-5	0-0	1	0	1	0	0	5	1	3	1	0	1	
2	Noah Shelby		05:37	1-4	1-4	0-0	0	1	1	1	0	3	0	0	0	0	5	
4	Jordan Wright		10:11	1-3	1-3	0-0	0	2	2	1	0	3	4	0	0	1	11	
5	Ezra Manjon		12:49	1-2	0-1	0-0	2	0	2	0	0	2	1	0	2	0	10	
20	Emmanuel Ansong		08:15	2-4	2-3	0-0	1	1	2	0	0	6	0	1	0	1	14	
21	Liam Robbins		05:22	2-4	0-1	2-2	3	4	7	0	2	6	1	0	0	1	11	
Team							0	2	2			0		0				
<b>Totals</b>				12-34	7-25	3-4	11	15	26	3	4	34	9	6	3	3	0	6

Shooting By Period		
1st FG%	12-34	35.3%
3PT%	7-25	28.0%
FT%	3-4	75%
GM FG%	12-34	35.3%
3PT%	7-25	28.0%
FT%	3-4	75.0%

Dead Ball Rebounds: 1, 0

Technical Fouls::NONE

	AAMU	Vandy
Biggest lead	8 (1 <sup>st</sup> 10:53)	12 (1 <sup>st</sup> 1:28)
Best Scoring Run	8(1 <sup>st</sup> 10:53)	15(1 <sup>st</sup> 4:42)
Lead Changes	3	
Times Tied	1	
Time with Lead	10:30	08:03

	AAMU	Vandy
Points from		
Turnovers	8	6
Paint	12	6
Second Chance	4	9
Fast Breaks	6	5
Bench	7	20

	Period by Period Scoring		
	1st	2nd	TOT
AAMU	28	34	62
Vandy	34	36	70



**Period 2**

**Quarter Starters:**

<b>Vandy</b>	0 Lawrence T	1 Smith C	10 Stute M	12 Thomas T	42 Millora-Brown Q
<b>AAMU</b>	1 Thompson M	10 Hicks G	11 Harvell A	15 Smith D	33 Blaise Akonobi O

Game Time	Vandy	Score	Diff	AAMU
20:00	5 MANJON E substitution out			
20:00	0 LAWRENCE T substitution in			
20:00				2 PEEK O substitution out
20:00				15 SMITH D substitution in
19:50	0 LAWRENCE T foul personal (1 - 1)			10 HICKS G foul drawn (1)
19:49		<b>34-30</b>	<b>4</b>	33 BLAISE AKONOBI O 2pt FG in the paint, jump shot made (7)
19:49				1 THOMPSON M assist (2)
19:22	0 LAWRENCE T 2pt FG in the paint, layup made (2)	<b>36-30</b>	<b>6</b>	
19:22	42 MILLORA-BROWN Q assist (2)			
19:08				11 HARVELL A 2pt FG in the paint, layup missed
19:02	10 STUTE M defensive rebound (3)			
18:56	0 LAWRENCE T turnover bad pass (1)			10 HICKS G steal (1)
18:42				1 THOMPSON M 2pt FG from turnover outside the paint, jump shot missed
18:38	12 THOMAS T defensive rebound (2)			
18:32	1 SMITH C 3pt FG , jump shot missed			
18:27				11 HARVELL A defensive rebound (1)
18:12		<b>36-33</b>	<b>3</b>	11 HARVELL A 3pt FG , jump shot made (3)
18:12				15 SMITH D assist (2)
17:48	0 LAWRENCE T 3pt FG , jump shot missed			
17:42	1 SMITH C offensive rebound (3)			
17:33	1 SMITH C foul drawn (2)			11 HARVELL A foul shooting (1 - 1)
17:33	1 SMITH C free throw 1 - 2 missed			
17:33	offensive dead ball rebound (2)			
17:33	1 SMITH C free throw 2 - 2 made (7)	<b>37-33</b>	<b>4</b>	
17:23		<b>37-35</b>	<b>2</b>	10 HICKS G 2pt FG outside the paint, jump shot made (8)
17:23				1 THOMPSON M assist (3)
16:55	0 LAWRENCE T 2pt FG in the paint, jump shot missed			
16:53	42 MILLORA-BROWN Q offensive rebound (5)			
16:40	10 STUTE M 3pt FG second chance, jump shot missed			
16:40	1 SMITH C offensive rebound (4)			
16:40	1 SMITH C foul drawn (3)			15 SMITH D foul personal (2 - 2)
16:40	0 LAWRENCE T substitution out			
16:40	42 MILLORA-BROWN Q substitution out			
16:40	5 MANJON E substitution in			
16:40	21 ROBBINS L substitution in			
16:38	1 SMITH C turnover bad pass (2)			
16:11				33 BLAISE AKONOBI O 2pt FG from turnover in the paint, turnaround jump shot missed
16:08				33 BLAISE AKONOBI O offensive rebound (7)
16:06	5 MANJON E foul drawn (1)			33 BLAISE AKONOBI O foul offensive (2 - 3)
16:06				33 BLAISE AKONOBI O turnover offensive (1)
16:06	1 SMITH C substitution out			
16:06	4 WRIGHT J substitution in			





**Alabama A&M at Vanderbilt**

12/22/22 Memorial Gymnasium, Nashville  
2022-23 Men's Basketball

**Game Time:** 3:00 PM  
**Game Duration:** 1:55  
**Attendance:** 5,010

**Officials:** Joe Lindsay, Lee Cassell, Shaun Seales

Game Time	Vandy	Score	Diff	AAMU
15:58	10 STUTE M 3pt FG from turnover, jump shot missed			
15:53				1 THOMPSON M defensive rebound (1)
15:51		<b>37-37</b>	<b>0</b>	10 HICKS G 2pt FG fast break in the paint, jump shot made (10)
15:25	10 STUTE M 3pt FG , jump shot missed			
15:22	21 ROBBINS L offensive rebound (8)			
15:22	21 ROBBINS L 2pt FG second chance in the paint, layup made (8)	<b>39-37</b>	<b>2</b>	
15:22	21 ROBBINS L foul drawn (3)			11 HARVELL A foul shooting (2 - 4)
15:22	Timeout media			
15:22	10 STUTE M substitution out			
15:22	12 THOMAS T substitution out			
15:22	2 SHELBY N substitution in			
15:22	20 ANSONG E substitution in			
15:22	21 ROBBINS L free throw 1 - 1 missed			
15:21				33 BLAISE AKONOB I O defensive rebound (8)
15:07		<b>39-39</b>	<b>0</b>	15 SMITH D 2pt FG in the paint, layup made (5)
15:07				1 THOMPSON M assist (4)
14:50	21 ROBBINS L foul drawn (4)			15 SMITH D foul personal (3 - 5)
14:32	5 MANJON E 2pt FG in the paint, jump shot made (4)	<b>41-39</b>	<b>2</b>	
14:12		<b>41-41</b>	<b>0</b>	33 BLAISE AKONOB I O 2pt FG outside the paint, jump shot made (9)
14:12				10 HICKS G assist (1)
13:45	21 ROBBINS L 2pt FG in the paint, jump shot missed			
13:44				defensive rebound (19)
13:43				15 SMITH D substitution out
13:43				12 POWELL B substitution in
13:31		<b>41-44</b>	<b>-3</b>	1 THOMPSON M 3pt FG , jump shot made (10)
13:12	4 WRIGHT J foul drawn (1)			12 POWELL B foul shooting (1 - 6)
13:12	4 WRIGHT J free throw 1 - 2 made (4)	<b>42-44</b>	<b>-2</b>	
13:12	4 WRIGHT J free throw 2 - 2 made (5)	<b>43-44</b>	<b>-1</b>	
12:55				33 BLAISE AKONOB I O 2pt FG outside the paint, jump shot missed
12:50	21 ROBBINS L defensive rebound (9)			
12:40	5 MANJON E turnover bad pass (1)			
12:35		<b>43-46</b>	<b>-3</b>	33 BLAISE AKONOB I O 2pt FG fast break from turnover in the paint, dunk, made (11)
12:35				10 HICKS G assist (2)
12:22	21 ROBBINS L foul offensive (1 - 2)			12 POWELL B foul drawn (1)
12:22	21 ROBBINS L turnover offensive (1)			
12:22				Timeout 30 Sec
12:22	21 ROBBINS L substitution out			
12:22	42 MILLORA-BROWN Q substitution in			
12:07	5 MANJON E foul personal (1 - 3)			1 THOMPSON M foul drawn (1)
11:58		<b>43-48</b>	<b>-5</b>	33 BLAISE AKONOB I O 2pt FG from turnover in the paint, jump shot made (13)
11:58				1 THOMPSON M assist (5)
11:31	42 MILLORA-BROWN Q foul drawn (2)			11 HARVELL A foul shooting (3 - 7)
11:31	Timeout media			
11:31				11 HARVELL A substitution out
11:31				15 SMITH D substitution in
11:31	42 MILLORA-BROWN Q free throw 1 - 2 missed			



**Alabama A&M at Vanderbilt**

12/22/22 Memorial Gymnasium, Nashville  
2022-23 Men's Basketball

**Game Time:** 3:00 PM  
**Game Duration:** 1:55  
**Attendance:** 5,010

**Officials:** Joe Lindsay, Lee Cassell, Shaun Seales

Game Time	Vandy	Score	Diff	AAMU
11:31	offensive dead ball rebound (3)			
11:31	42 MILLORA-BROWN Q free throw 2 - 2 made (1)	<b>44-48</b>	<b>-4</b>	
11:14				33 BLAISE AKONOBI O 2pt FG in the paint, dunk, blocked
11:14	4 WRIGHT J block (2)			
11:09				33 BLAISE AKONOBI O offensive rebound (9)
11:07				15 SMITH D 3pt FG second chance, jump shot missed
11:03	4 WRIGHT J defensive rebound (3)			
10:47	2 SHELBY N 3pt FG , jump shot missed			
10:42	20 ANSONG E offensive rebound (3)			
10:36	4 WRIGHT J 2pt FG second chance in the paint, jump shot made (7)	<b>46-48</b>	<b>-2</b>	
10:36	5 MANJON E assist (2)			
10:20		<b>46-50</b>	<b>-4</b>	15 SMITH D 2pt FG in the paint, dunk, made (7)
10:20				1 THOMPSON M assist (6)
10:09	4 WRIGHT J 3pt FG , jump shot missed			
10:06				33 BLAISE AKONOBI O defensive rebound (10)
09:57	20 ANSONG E foul shooting (1 - 4)			33 BLAISE AKONOBI O foul drawn (2)
09:57				33 BLAISE AKONOBI O free throw 1 - 2 missed
09:57				offensive dead ball rebound (1)
09:57	2 SHELBY N substitution out			
09:57	4 WRIGHT J substitution out			
09:57	0 LAWRENCE T substitution in			
09:57	12 THOMAS T substitution in			
09:57		<b>46-51</b>	<b>-5</b>	33 BLAISE AKONOBI O free throw 2 - 2 made (14)
09:57				33 BLAISE AKONOBI O substitution out
09:57				34 WILLIAMS E substitution in
09:35	5 MANJON E 2pt FG in the paint, pull up jump shot made (6)	<b>48-51</b>	<b>-3</b>	
09:20	20 ANSONG E foul shooting (2 - 5)			34 WILLIAMS E foul drawn (1)
09:20				34 WILLIAMS E free throw 1 - 2 missed
09:20				offensive dead ball rebound (2)
09:20		<b>48-52</b>	<b>-4</b>	34 WILLIAMS E free throw 2 - 2 made (1)
09:20				34 WILLIAMS E substitution out
09:20				11 HARVELL A substitution in
09:08	5 MANJON E turnover bad pass (2)			15 SMITH D steal (1)
09:03				10 HICKS G 2pt FG from turnover in the paint, layup missed
09:00	42 MILLORA-BROWN Q defensive rebound (6)			
08:57	5 MANJON E 2pt FG fast break in the paint, layup made (8)	<b>50-52</b>	<b>-2</b>	
08:57	0 LAWRENCE T assist (2)			
08:42		<b>50-54</b>	<b>-4</b>	11 HARVELL A 2pt FG outside the paint, jump shot made (5)
08:42				15 SMITH D assist (3)
08:23	jump ball situation			
08:23				12 POWELL B substitution out
08:23				33 BLAISE AKONOBI O substitution in
08:13	5 MANJON E 2pt FG outside the paint, jump shot made (10)	<b>52-54</b>	<b>-2</b>	
07:51				10 HICKS G 2pt FG outside the paint, jump shot missed
07:46	20 ANSONG E defensive rebound (4)			
07:23	5 MANJON E foul drawn (2)			11 HARVELL A foul personal (4 - 8)
07:23	Timeout media			
07:23	20 ANSONG E substitution out			



**Alabama A&M at Vanderbilt**

12/22/22 Memorial Gymnasium, Nashville  
2022-23 Men's Basketball

**Game Time:** 3:00 PM  
**Game Duration:** 1:55  
**Attendance:** 5,010

**Officials:** Joe Lindsay, Lee Cassell, Shaun Seales

Game Time	Vandy	Score	Diff	AAMU
07:23	10 STUTE M substitution in			
07:23				11 HARVELL A substitution out
07:23				12 POWELL B substitution in
07:23	5 MANJON E 1&1 free throw 1 made (11)	<b>53-54</b>	<b>-1</b>	
07:23	5 MANJON E 1&1 free throw 2 made (12)	<b>54-54</b>	<b>0</b>	
07:01		<b>54-56</b>	<b>-2</b>	1 THOMPSON M 2pt FG in the paint, pull up jump shot made (12)
06:42	0 LAWRENCE T 2pt FG in the paint, dunk, made (4)	<b>56-56</b>	<b>0</b>	
06:18				1 THOMPSON M 3pt FG ; jump shot missed
06:12	0 LAWRENCE T defensive rebound (2)			
05:55	5 MANJON E 2pt FG outside the paint, jump shot missed			
05:50	5 MANJON E offensive rebound (3)			
05:44	0 LAWRENCE T foul drawn (1)			12 POWELL B foul shooting (2 - 9)
05:44	0 LAWRENCE T free throw 1 - 2 made (5)	<b>57-56</b>	<b>1</b>	
05:44	5 MANJON E substitution out			
05:44	42 MILLORA-BROWN Q substitution out			
05:44	4 WRIGHT J substitution in			
05:44	21 ROBBINS L substitution in			
05:44				1 THOMPSON M substitution out
05:44				3 TUCKER C substitution in
05:44	0 LAWRENCE T free throw 2 - 2 made (6)	<b>58-56</b>	<b>2</b>	
05:33				15 SMITH D turnover out of bounds (1)
05:18	12 THOMAS T 3pt FG from turnover, jump shot missed			
05:14				33 BLAISE AKONOBI O defensive rebound (11)
05:11				3 TUCKER C turnover bad pass (1)
05:11				15 SMITH D substitution out
05:11				1 THOMPSON M substitution in
04:59	10 STUTE M foul offensive (1 - 6)			3 TUCKER C foul drawn (2)
04:59	10 STUTE M turnover offensive (2)			
04:59	10 STUTE M foul class A technical (2 - 7)			
04:59				3 TUCKER C free throw 1 - 2 missed
04:59				offensive dead ball rebound (3)
04:59		<b>58-57</b>	<b>1</b>	3 TUCKER C free throw 2 - 2 made (1)
04:42				1 THOMPSON M 2pt FG in the paint, layup blocked
04:42	21 ROBBINS L block (2)			
04:38				offensive rebound (23)
04:37				1 THOMPSON M 2pt FG second chance outside the paint, jump shot missed
04:37	10 STUTE M defensive rebound (4)			
04:19	21 ROBBINS L 2pt FG in the paint, hook shot made (10)	<b>60-57</b>	<b>3</b>	
04:19	10 STUTE M assist (1)			
04:07	jump ball situation			
03:49		<b>60-59</b>	<b>1</b>	3 TUCKER C 2pt FG in the paint, jump shot made (3)
03:49				12 POWELL B assist (1)
03:27	21 ROBBINS L foul drawn (5)			33 BLAISE AKONOBI O foul personal (3 - 10)
03:27	Timeout media			
03:27	0 LAWRENCE T substitution out			
03:27	5 MANJON E substitution in			
03:27	21 ROBBINS L free throw 1 - 2 made (11)	<b>61-59</b>	<b>2</b>	
03:27	21 ROBBINS L free throw 2 - 2 made (12)	<b>62-59</b>	<b>3</b>	



**Alabama A&M at Vanderbilt**

12/22/22 Memorial Gymnasium, Nashville  
2022-23 Men's Basketball

**Game Time:** 3:00 PM  
**Game Duration:** 1:55  
**Attendance:** 5,010

**Officials:** Joe Lindsay, Lee Cassell, Shaun Seales

Game Time	Vandy	Score	Diff	AAMU
03:27	21 ROBBINS L substitution out			
03:27	42 MILLORA-BROWN Q substitution in			
02:59				33 BLAISE AKONOBI O 2pt FG outside the paint, hook shot missed
02:55				12 POWELL B offensive rebound (2)
02:53				10 HICKS G 3pt FG second chance, jump shot missed
02:52				12 POWELL B offensive rebound (3)
02:52	12 THOMAS T foul personal (1 - 8)			3 TUCKER C foul drawn (3)
02:52	42 MILLORA-BROWN Q substitution out			
02:52	21 ROBBINS L substitution in			
02:52				3 TUCKER C 1&1 free throw 1 missed
02:52	10 STUTE M defensive rebound (5)			
02:52	10 STUTE M foul drawn (1)			12 POWELL B foul personal (3 - 11)
02:52	10 STUTE M free throw fast break 1 - 2 made (4)	<b>63-59</b>	<b>4</b>	
02:52	10 STUTE M free throw fast break 2 - 2 missed			
02:51				12 POWELL B defensive rebound (4)
02:36		<b>63-62</b>	<b>1</b>	1 THOMPSON M 3pt FG , jump shot made (15)
02:36				33 BLAISE AKONOBI O assist (3)
02:05	21 ROBBINS L 2pt FG in the paint, jump shot missed			
02:01				12 POWELL B defensive rebound (5)
01:43				3 TUCKER C 2pt FG outside the paint, jump shot missed
01:35	10 STUTE M defensive rebound (6)			
01:11	5 MANJON E 2pt FG in the paint, jump shot missed			
01:08				12 POWELL B defensive rebound (6)
01:06	12 THOMAS T steal (2)			10 HICKS G turnover lost ball (2)
00:44	4 WRIGHT J 3pt FG from turnover, jump shot made (10)	<b>66-62</b>	<b>4</b>	
00:44	21 ROBBINS L assist (2)			
00:42				Timeout 30 Sec
00:30	4 WRIGHT J steal (1)			10 HICKS G turnover lost ball (3)
00:30	4 WRIGHT J foul drawn (2)			10 HICKS G foul personal (1 - 12)
00:30	4 WRIGHT J free throw fast break 1 - 2 made (11)	<b>67-62</b>	<b>5</b>	
00:30	4 WRIGHT J free throw fast break 2 - 2 made (12)	<b>68-62</b>	<b>6</b>	
00:14	21 ROBBINS L steal (1)			10 HICKS G turnover bad pass (4)
00:11	21 ROBBINS L foul drawn (6)			1 THOMPSON M foul personal (1 - 13)
00:11	21 ROBBINS L free throw fast break 1 - 2 made (13)	<b>69-62</b>	<b>7</b>	
00:11	21 ROBBINS L free throw fast break 2 - 2 made (14)	<b>70-62</b>	<b>8</b>	
00:05				1 THOMPSON M 2pt FG outside the paint, jump shot missed
00:03	12 THOMAS T defensive rebound (3)			
<b>END OF GAME</b>				
<b>Vandy 70-62 AAMU</b>				



**Alabama A&M at Vanderbilt**

12/22/22 Memorial Gymnasium, Nashville  
2022-23 Men's Basketball

Game Time: 3:00 PM  
Game Duration: 1:55  
Attendance: 5,010

Officials: Joe Lindsay, Lee Cassell, Shaun Seales

**Alabama A&M - 34**

NO.	Name	F/C	Min	FG			Rebounds			Fouls		TP	AS	TO	ST	Blocks		+/-
				M-A	M-A	M-A	OR	DR	TOT	PF	FD					BS	BA	
11	Austin Harvell	F	10:26	2-3	1-1	0-0	0	1	1	4	0	5	0	0	0	0	0	9
33	Olisa Blaise Akonobi	C	18:26	4-8	0-0	1-2	2	3	5	2	1	9	1	1	0	0	1	-1
1	Messiah Thompson	G	19:27	3-8	2-3	0-0	0	1	1	1	1	8	5	0	0	0	1	-1
10	Garrett Hicks	G	20:00	2-5	0-1	0-0	0	0	0	1	1	4	2	3	1	0	0	-2
15	Dailin Smith	G	12:37	2-3	0-1	0-0	0	0	0	2	0	4	2	1	1	0	0	-1
2	Omari Peek		00:00	0-0	0-0	0-0	0	0	0	0	0	0	0	0	0	0	0	0
12	Brandon Powell		12:43	0-0	0-0	0-0	2	3	5	3	1	0	1	0	0	0	0	-6
34	EJ Williams		00:37	0-0	0-0	1-2	0	0	0	0	1	1	0	0	0	0	0	-1
3	Cameron Tucker		05:44	1-2	0-0	1-3	0	0	0	0	2	3	0	1	0	0	0	-7
Team							1	1	2			0		0				
<b>Totals</b>				14-29	3-6	3-7	5	9	14	13	7	34	11	6	2	0	2	-2

Shooting By Period		
2 <sup>nd</sup> FG%	14-29	48.3%
3PT%	3-6	50.0%
FT%	3-7	42.9%
GM FG%	14-29	48.3%
3PT%	3-6	50.0%
FT%	3-7	42.9%

Dead Ball Rebounds: 3, 0

Technical Fouls::NONE

**Vanderbilt - 36**

NO.	Name	F/C	Min	FG			Rebounds			Fouls		TP	AS	TO	ST	Blocks		+/-
				M-A	M-A	M-A	OR	DR	TOT	PF	FD					BS	BA	
1	Colin Smith	F	03:54	0-1	0-1	1-2	2	0	2	0	2	1	0	1	0	0	0	-4
10	Myles Stute	F	12:01	0-3	0-3	1-2	0	4	4	2	1	1	1	1	0	0	0	6
42	Quentin Millora-Brown	F	10:33	0-0	0-0	1-2	1	1	2	0	1	1	1	0	0	0	0	0
0	Tyrin Lawrence	G	09:50	2-4	0-1	2-2	0	1	1	1	1	6	1	1	0	0	0	1
12	Trey Thomas	G	14:35	0-1	0-1	0-0	0	2	2	1	0	0	0	0	1	0	0	8
5	Ezra Manjon		14:23	4-6	0-0	2-2	1	0	1	1	2	10	1	2	0	0	0	6
21	Liam Robbins		09:27	2-4	0-0	4-5	1	1	2	1	4	8	1	1	1	1	0	2
4	Jordan Wright		11:53	2-3	1-2	4-4	0	1	1	0	2	9	0	0	1	1	0	1
2	Noah Shelby		05:25	0-1	0-1	0-0	0	0	0	0	0	0	0	0	0	0	0	-6
20	Emmanuel Ansong		07:59	0-0	0-0	0-0	1	1	2	2	0	0	0	0	0	0	0	-4
Team							0	0	0			0		0				
<b>Totals</b>				10-23	1-9	15-19	6	11	17	8	13	36	5	6	3	2	0	2

Shooting By Period		
2 <sup>nd</sup> FG%	10-23	43.5%
3PT%	1-9	11.1%
FT%	15-19	78.9%
GM FG%	10-23	43.5%
3PT%	1-9	11.1%
FT%	15-19	78.9%

Dead Ball Rebounds: 2, 0

Technical Fouls:Stute 2<sup>nd</sup>4:59

	AAMU	Vandy
Biggest lead	5 (2 <sup>nd</sup> 11:58)	8 (2 <sup>nd</sup> 0:11)
Best Scoring Run	5(2 <sup>nd</sup> 13:31)	7(2 <sup>nd</sup> 0:11)
Lead Changes	2	
Times Tied	5	
Time with Lead	06:27	10:17

	AAMU	Vandy
Points from		
Turnovers	5	7
Paint	16	16
Second Chance	0	7
Fast Breaks	4	7
Bench	4	27

	Period by Period Scoring		
	1st	2nd	TOT
AAMU	28	34	62
Vandy	34	36	70



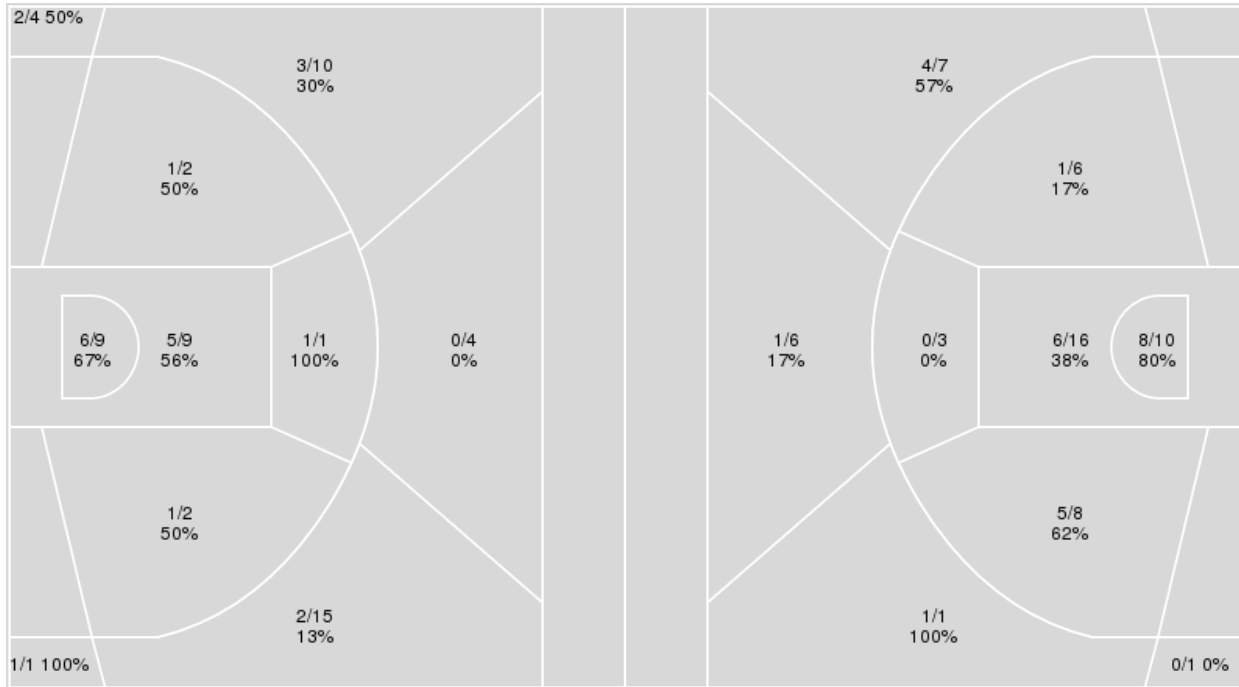
**Officials:** Joe Lindsay, Lee Cassell, Shaun Seales

{ Players => All; } FG Types => All; Results => All;

{ Players => 00, 1, 2, 3, 4, 10, 11, 12, 13, 15, 22, 23, 24, 30, 33, 34; }  
 FG Types => All; Results => All;

**Vanderbilt**

**Alabama A&M**



Vanderbilt	M/A	%
Field Goals	22/57	39
2 Points	14/23	61
3 Points	8/34	24
Free Throws	18/23	78

Alabama A&M	M/A	%
Field Goals	26/58	45
2 Points	20/43	47
3 Points	6/15	40
Free Throws	4/9	44



**Alabama A&M at Vanderbilt**

12/22/22 Memorial Gymnasium, Nashville  
2022-23 Men's Basketball

**Game Time:** 3:00 PM  
**Game Duration:** 1:55  
**Attendance:** 5,010

**Officials:** Joe Lindsay, Lee Cassell, Shaun Seales

**Alabama A&M**

No	Name	Mins		Score		Points Diff		Points per Min		Assists		Rebounds		Steals		Turnovers	
		On	Off	On	Off	On	Off	On	Off	On	Off	On	Off	On	Off	On	Off
1	Messiah Thompson	36:01	03:59	59 - 58	3 - 12	1	-9	1.64	0.75	15	1	25	3	4	1	8	3
2	Omari Peek	04:34	35:26	7 - 8	55 - 62	-1	-7	1.53	1.55	1	15	2	26	1	4	1	10
3	Cameron Tucker	09:10	30:50	9 - 24	53 - 46	-15	7	0.98	1.72	3	13	9	19	1	4	6	5
10	Garrett Hicks	38:29	01:31	60 - 66	2 - 4	-6	-2	1.56	1.32	15	1	27	1	5	0	11	0
11	Austin Harvell	20:15	19:45	41 - 27	21 - 43	14	-22	2.02	1.06	10	6	11	17	4	1	3	8
12	Brandon Powell	16:32	23:28	27 - 31	35 - 39	-4	-4	1.63	1.49	8	8	13	15	1	4	5	6
15	Dailin Smith	23:40	16:20	37 - 34	25 - 36	3	-11	1.56	1.53	10	6	18	10	3	2	6	5
22	Lorenzo Downey	10:07	29:53	8 - 25	54 - 45	-17	9	0.79	1.81	2	14	6	22	1	4	4	7
24	Eric Lee	03:04	36:56	2 - 11	60 - 59	-9	1	0.65	1.62	1	15	1	27	1	4	1	10
30	William Tavares de Brito	01:31	38:29	2 - 4	60 - 66	-2	-6	1.32	1.56	1	15	1	27	0	5	0	11
33	Olisa Blaise Akonobi	36:00	04:00	57 - 60	5 - 10	-3	-5	1.58	1.25	14	2	27	1	4	1	10	1
34	EJ Williams	00:37	39:23	1 - 2	61 - 68	-1	-7	1.62	1.55	0	16	0	28	0	5	0	11

**Vanderbilt**

No	Name	Mins		Score		Points Diff		Points per Min		Assists		Rebounds		Steals		Turnovers	
		On	Off	On	Off	On	Off	On	Off	On	Off	On	Off	On	Off	On	Off
0	Tyrin Lawrence	17:01	22:59	26 - 29	44 - 33	-3	11	1.53	1.91	5	9	15	28	1	5	6	6
1	Colin Smith	13:43	26:17	17 - 26	53 - 36	-9	17	1.24	2.02	4	10	13	30	1	5	7	5
2	Noah Shelby	11:02	28:58	18 - 19	52 - 43	-1	9	1.63	1.80	4	10	13	30	1	5	3	9
4	Jordan Wright	22:04	17:56	42 - 30	28 - 32	12	-4	1.90	1.56	9	5	26	17	5	1	4	8
5	Ezra Manjon	27:12	12:48	55 - 39	15 - 23	16	-8	2.02	1.17	10	4	32	11	5	1	7	5
10	Myles Stute	23:46	16:14	37 - 39	33 - 23	-2	10	1.56	2.03	6	8	22	21	4	2	8	4
12	Trey Thomas	28:58	11:02	52 - 43	18 - 19	9	-1	1.80	1.63	10	4	30	13	5	1	9	3
20	Emmanuel Ansong	16:14	23:46	33 - 23	37 - 39	10	-2	2.03	1.56	8	6	21	22	2	4	4	8
21	Liam Robbins	14:49	25:11	33 - 20	37 - 42	13	-5	2.23	1.47	6	8	17	26	5	1	5	7
42	Quentin Millora-Brown	25:11	14:49	37 - 42	33 - 20	-5	13	1.47	2.23	8	6	26	17	1	5	7	5

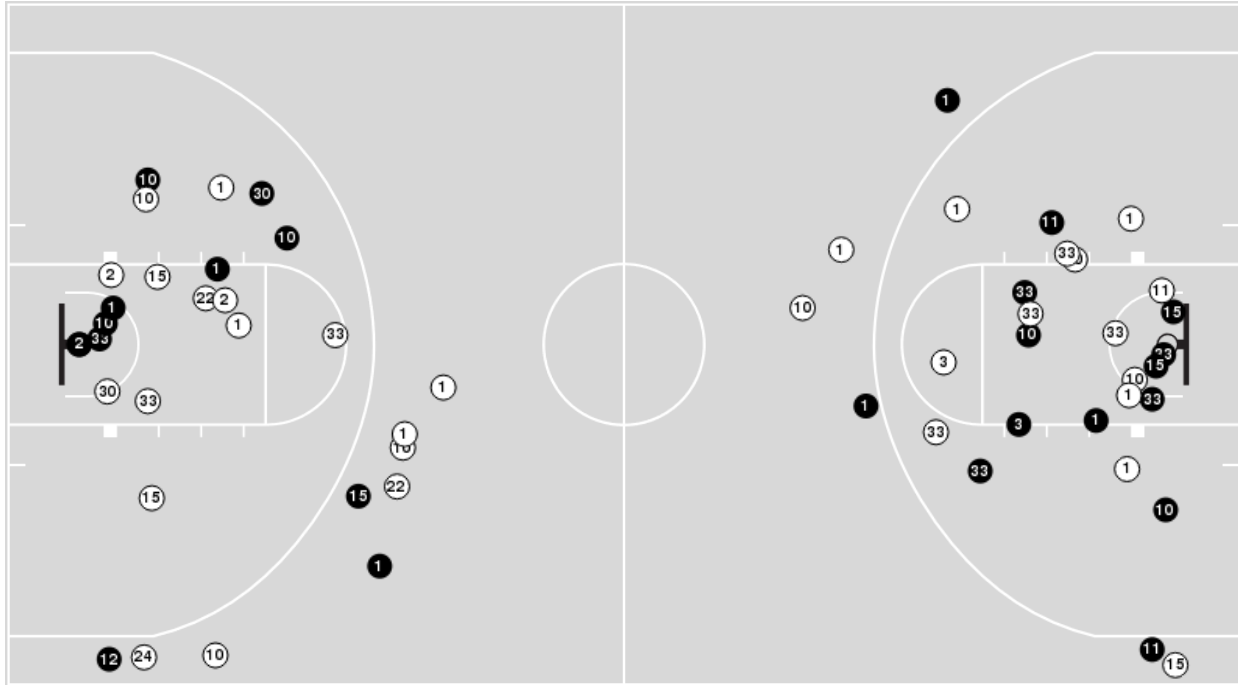


**Officials:** Joe Lindsay, Lee Cassell, Shaun Seales

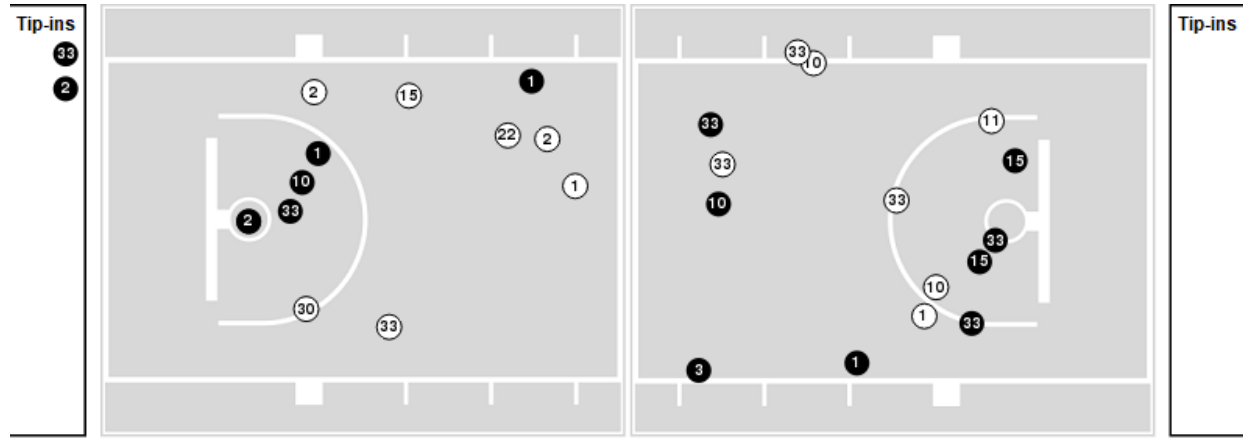
Players => 00, 1, 2, 3, 4, 10, 11, 12, 13, 15, 22, 23, 24, 30, 33, 34 FG Types=>All Results=>All

**Alabama A&M**

**All Field Goals**



**Blow Up Chart**



● Made    ○ Missed    N - Player Number

Alabama A&M	M/A	%
Field Goals	26/58	45
2 Points	20/43	47
3 Points	6/15	40
Free Throws	4/9	44

Alabama A&M	M/A	%
Points in the Paint	28 (14 / 26)	54
Fast Break Points	10 (5/5)	100
Second Chance Points	4 (2/7)	29
Effective FG%	50	



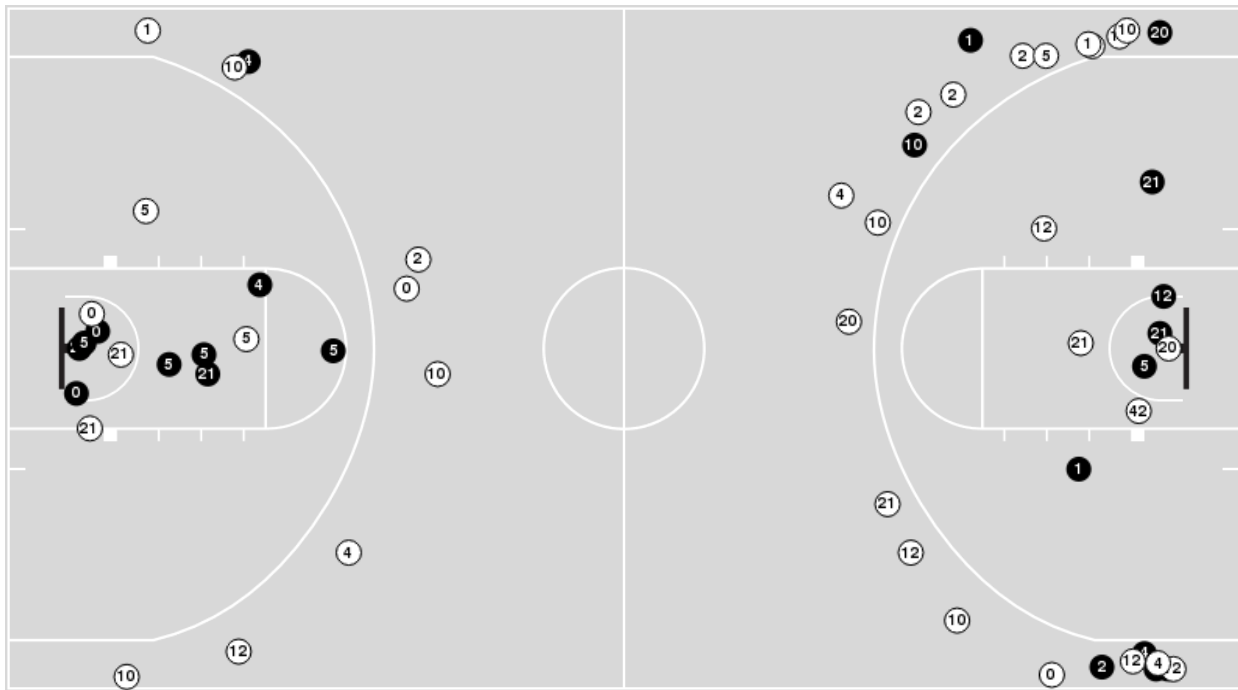


**Officials:** Joe Lindsay, Lee Cassell, Shaun Seales

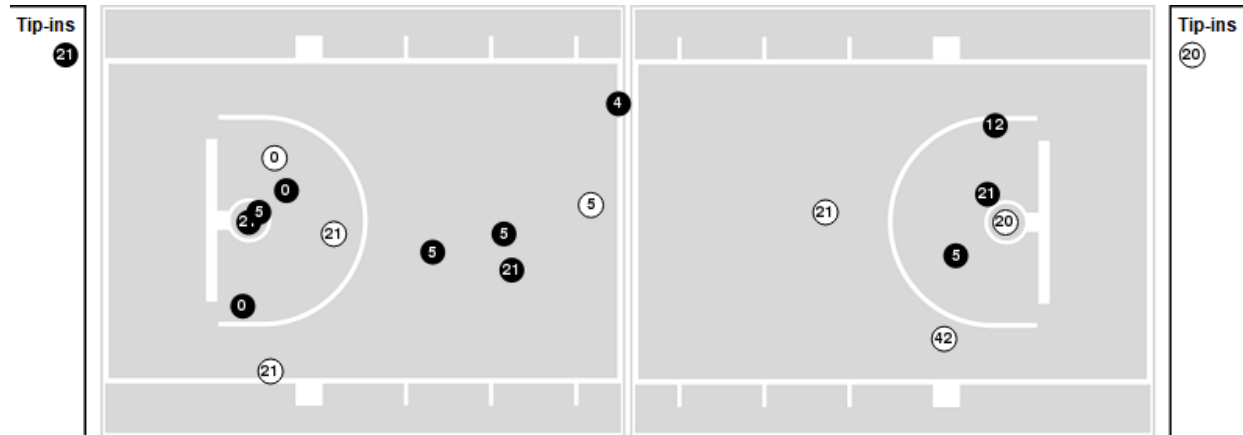
Players => AllFG Types=>AllResults=>All

**Vanderbilt**

**All Field Goals**



**Blow Up Chart**



● Made    ○ Missed    N - Player Number

Vanderbilt	M/A	%
Field Goals	22/57	39
2 Points	14/23	61
3 Points	8/34	24
Free Throws	18/23	78

Vanderbilt	M/A	%
Points in the Paint	22 (11 / 18)	61
Fast Break Points	12 (8/9)	89
Second Chance Points	16 (10/19)	53
Effective FG%	46	



**Alabama A&M at Vanderbilt**

12/22/22 Memorial Gymnasium, Nashville  
2022-23 Men's Basketball

**Game Time:** 3:00 PM  
**Game Duration:** 1:55  
**Attendance:** 5,010

**Officials:** Joe Lindsay, Lee Cassell, Shaun Seales

**Alabama A&M**

Lineup	Quarter On	Time On	Quarter Off	Time Off	Time on Court	Score	Score Diff	Reb	Stl	Tov	Ass	PPP
1- Thompson M/ 10- Hicks G/ 11- Harvell A/ 15- Smith D/ 33- Blaise Akonobi O/	1	20:00	1	12:49	07:11	13-9	4	5	1	1	2	1.1818
1- Thompson M/ 10- Hicks G/ 12- Powell B/ 15- Smith D/ 33- Blaise Akonobi O/	1	12:49	1	10:53	01:56	3-0	3	2	0	0	1	1.5000
3- Tucker C/ 10- Hicks G/ 12- Powell B/ 22- Downey L/ 33- Blaise Akonobi O/	1	10:53	1	10:31	00:22	1-0	1	1	0	0	0	1.1364
3- Tucker C/ 10- Hicks G/ 12- Powell B/ 22- Downey L/ 30- Tavares de Brito W/	1	10:31	1	10:31	00:00	0-0	0	0	0	0	0	0.0000
3- Tucker C/ 12- Powell B/ 22- Downey L/ 24- Lee E/ 30- Tavares de Brito W/	1	10:31	1	09:00	01:31	2-4	-2	1	0	0	1	1.0000
3- Tucker C/ 10- Hicks G/ 22- Downey L/ 24- Lee E/ 33- Blaise Akonobi O/	1	09:00	1	07:27	01:33	0-7	-7	0	1	1	0	0.0000
1- Thompson M/ 10- Hicks G/ 15- Smith D/ 22- Downey L/ 33- Blaise Akonobi O/	1	07:27	1	05:31	01:56	0-3	-3	3	0	2	0	0.0000
1- Thompson M/ 2- Peek O/ 10- Hicks G/ 22- Downey L/ 33- Blaise Akonobi O/	1	05:31	1	02:38	02:53	3-6	-3	1	0	0	1	0.7500
1- Thompson M/ 2- Peek O/ 10- Hicks G/ 11- Harvell A/ 22- Downey L/	1	02:38	1	01:43	00:55	0-2	-2	0	0	1	0	0.0000
1- Thompson M/ 10- Hicks G/ 11- Harvell A/ 22- Downey L/ 33- Blaise Akonobi O/	1	01:43	1	00:46	00:57	2-3	-1	0	0	0	0	2.0000
1- Thompson M/ 2- Peek O/ 10- Hicks G/ 11- Harvell A/ 33- Blaise Akonobi O/	1	00:46	2	20:00	00:46	4-0	4	1	1	0	0	2.0000
1- Thompson M/ 10- Hicks G/ 11- Harvell A/ 15- Smith D/ 33- Blaise Akonobi O/	2	20:00	2	13:43	06:17	13-7	6	5	1	1	5	1.4444
1- Thompson M/ 10- Hicks G/ 11- Harvell A/ 12- Powell B/ 33- Blaise Akonobi O/	2	13:43	2	11:31	02:12	7-2	5	0	0	0	2	1.7500
1- Thompson M/ 10- Hicks G/ 12- Powell B/ 15- Smith D/ 33- Blaise Akonobi O/	2	11:31	2	09:57	01:34	3-3	0	2	0	0	1	1.0417
1- Thompson M/ 10- Hicks G/ 12- Powell B/ 15- Smith D/ 34- Williams E/	2	09:57	2	09:20	00:37	1-2	-1	0	0	0	0	1.1364
1- Thompson M/ 10- Hicks G/ 11- Harvell A/ 12- Powell B/ 15- Smith D/	2	09:20	2	08:23	00:57	2-2	0	0	1	0	1	1.0000
1- Thompson M/ 10- Hicks G/ 11- Harvell A/ 15- Smith D/ 33- Blaise Akonobi O/	2	08:23	2	07:23	01:00	0-2	-2	0	0	0	0	0.0000
1- Thompson M/ 10- Hicks G/ 12- Powell B/ 15- Smith D/ 33- Blaise Akonobi O/	2	07:23	2	05:44	01:39	2-5	-3	0	0	0	0	1.0000
3- Tucker C/ 10- Hicks G/ 12- Powell B/ 15- Smith D/ 33- Blaise Akonobi O/	2	05:44	2	05:11	00:33	0-1	-1	1	0	2	0	0.0000
1- Thompson M/ 3- Tucker C/ 10- Hicks G/ 12- Powell B/ 33- Blaise Akonobi O/	2	05:11	2	00:00	05:11	6-12	-6	6	0	3	2	0.6438



**Alabama A&M at Vanderbilt**

12/22/22 Memorial Gymnasium, Nashville  
2022-23 Men's Basketball

**Game Time:** 3:00 PM  
**Game Duration:** 1:55  
**Attendance:** 5,010

**Officials:** Joe Lindsay, Lee Cassell, Shaun Seales

**Vanderbilt**

Lineup	Quarter On	Time On	Quarter Off	Time Off	Time on Court	Score	Score Diff	Reb	Stl	Tov	Ass	PPP
0- Lawrence T/ 1- Smith C/ 10- Stute M/ 12- Thomas T/ 42- Millora-Brown Q/	1	20:00	1	12:49	07:11	9-13	-4	5	1	3	2	0.8272
1- Smith C/ 2- Shelby N/ 5- Manjon E/ 10- Stute M/ 42- Millora-Brown Q/	1	12:49	1	12:49	00:00	0-0	0	0	0	0	0	0.0000
2- Shelby N/ 4- Wright J/ 5- Manjon E/ 10- Stute M/ 42- Millora-Brown Q/	1	12:49	1	10:53	01:56	0-3	-3	2	0	0	0	0.0000
2- Shelby N/ 4- Wright J/ 5- Manjon E/ 20- Ansong E/ 21- Robbins L/	1	10:53	1	07:12	03:41	11-3	8	8	1	1	3	1.5988
4- Wright J/ 5- Manjon E/ 12- Thomas T/ 20- Ansong E/ 21- Robbins L/	1	07:12	1	05:31	01:41	3-0	3	3	1	0	1	0.7500
4- Wright J/ 5- Manjon E/ 12- Thomas T/ 20- Ansong E/ 42- Millora-Brown Q/	1	05:31	1	02:38	02:53	6-3	3	5	0	0	2	2.0000
1- Smith C/ 5- Manjon E/ 10- Stute M/ 12- Thomas T/ 42- Millora-Brown Q/	1	02:38	2	20:00	02:38	5-6	-1	3	0	2	1	1.2500
0- Lawrence T/ 1- Smith C/ 10- Stute M/ 12- Thomas T/ 42- Millora-Brown Q/	2	20:00	2	16:40	03:20	3-7	-4	5	0	1	1	0.7732
1- Smith C/ 5- Manjon E/ 10- Stute M/ 12- Thomas T/ 21- Robbins L/	2	16:40	2	16:06	00:34	0-0	0	0	0	1	0	0.0000
4- Wright J/ 5- Manjon E/ 10- Stute M/ 12- Thomas T/ 21- Robbins L/	2	16:06	2	15:22	00:44	2-2	0	1	0	0	0	1.0000
2- Shelby N/ 4- Wright J/ 5- Manjon E/ 20- Ansong E/ 21- Robbins L/	2	15:22	2	12:22	03:00	4-9	-5	1	0	2	0	0.7519
2- Shelby N/ 4- Wright J/ 5- Manjon E/ 20- Ansong E/ 42- Millora-Brown Q/	2	12:22	2	09:57	02:25	3-4	-1	2	0	0	1	1.0417
0- Lawrence T/ 5- Manjon E/ 12- Thomas T/ 20- Ansong E/ 42- Millora-Brown Q/	2	09:57	2	07:23	02:34	6-4	2	2	0	1	1	1.5000
0- Lawrence T/ 5- Manjon E/ 10- Stute M/ 12- Thomas T/ 42- Millora-Brown Q/	2	07:23	2	05:44	01:39	5-2	3	2	0	0	0	2.1552
0- Lawrence T/ 4- Wright J/ 10- Stute M/ 12- Thomas T/ 21- Robbins L/	2	05:44	2	03:27	02:17	3-3	0	1	0	1	1	0.8721
4- Wright J/ 5- Manjon E/ 10- Stute M/ 12- Thomas T/ 21- Robbins L/	2	03:27	2	03:27	00:00	2-0	2	0	0	0	0	2.2727
4- Wright J/ 5- Manjon E/ 10- Stute M/ 12- Thomas T/ 42- Millora-Brown Q/	2	03:27	2	02:52	00:35	0-0	0	0	0	0	0	0.0000
4- Wright J/ 5- Manjon E/ 10- Stute M/ 12- Thomas T/ 21- Robbins L/	2	02:52	2	00:00	02:52	8-3	5	3	3	0	1	1.4184



**Alabama A&M at Vanderbilt**

12/22/22 Memorial Gymnasium, Nashville  
2022-23 Men's Basketball

**Game Time:** 3:00 PM  
**Game Duration:** 1:55  
**Attendance:** 5,010

**Officials:** Joe Lindsay, Lee Cassell, Shaun Seales

**Alabama A&M**

Lineup	Time	Score	Score Diff	Pts/Min	Reb	Stl	Tov	Ass	PPP
1- Thompson M/ 10- Hicks G/ 11- Harvell A/ 15- Smith D/ 33- Blaise Akonobi O/	14:28	26-18	8	1.7972	10	2	2	7	1.2381
1- Thompson M/ 3- Tucker C/ 10- Hicks G/ 12- Powell B/ 33- Blaise Akonobi O/	05:11	6-12	-6	1.1576	6	0	3	2	0.6438
1- Thompson M/ 10- Hicks G/ 12- Powell B/ 15- Smith D/ 33- Blaise Akonobi O/	05:09	8-8	0	1.5534	4	0	0	2	1.1628
1- Thompson M/ 2- Peek O/ 10- Hicks G/ 22- Downey L/ 33- Blaise Akonobi O/	02:53	3-6	-3	1.0405	1	0	0	1	0.7500
1- Thompson M/ 10- Hicks G/ 11- Harvell A/ 12- Powell B/ 33- Blaise Akonobi O/	02:12	7-2	5	3.1818	0	0	0	2	1.7500
1- Thompson M/ 10- Hicks G/ 15- Smith D/ 22- Downey L/ 33- Blaise Akonobi O/	01:56	0-3	-3	0.0000	3	0	2	0	0.0000
3- Tucker C/ 10- Hicks G/ 22- Downey L/ 24- Lee E/ 33- Blaise Akonobi O/	01:33	0-7	-7	0.0000	0	1	1	0	0.0000
3- Tucker C/ 12- Powell B/ 22- Downey L/ 24- Lee E/ 30- Tavares de Brito W/	01:31	2-4	-2	1.3187	1	0	0	1	1.0000
1- Thompson M/ 10- Hicks G/ 11- Harvell A/ 22- Downey L/ 33- Blaise Akonobi O/	00:57	2-3	-1	2.1053	0	0	0	0	2.0000
1- Thompson M/ 10- Hicks G/ 11- Harvell A/ 12- Powell B/ 15- Smith D/	00:57	2-2	0	2.1053	0	1	0	1	1.0000
1- Thompson M/ 2- Peek O/ 10- Hicks G/ 11- Harvell A/ 22- Downey L/	00:55	0-2	-2	0.0000	0	0	1	0	0.0000
1- Thompson M/ 2- Peek O/ 10- Hicks G/ 11- Harvell A/ 33- Blaise Akonobi O/	00:46	4-0	4	5.2174	1	1	0	0	2.0000
1- Thompson M/ 10- Hicks G/ 12- Powell B/ 15- Smith D/ 34- Williams E/	00:37	1-2	-1	1.6216	0	0	0	0	1.1364
3- Tucker C/ 10- Hicks G/ 12- Powell B/ 15- Smith D/ 33- Blaise Akonobi O/	00:33	0-1	-1	0.0000	1	0	2	0	0.0000
3- Tucker C/ 10- Hicks G/ 12- Powell B/ 22- Downey L/ 33- Blaise Akonobi O/	00:22	1-0	1	2.7273	1	0	0	0	1.1364
3- Tucker C/ 10- Hicks G/ 12- Powell B/ 22- Downey L/ 30- Tavares de Brito W/	00:00	0-0	0	NaN	0	0	0	0	0.0000



**Alabama A&M at Vanderbilt**

12/22/22 Memorial Gymnasium, Nashville  
2022-23 Men's Basketball

**Game Time:** 3:00 PM  
**Game Duration:** 1:55  
**Attendance:** 5,010

**Officials:** Joe Lindsay, Lee Cassell, Shaun Seales

**Vanderbilt**

Lineup	Time	Score	Score Diff	Pts/Min	Reb	Stl	Tov	Ass	PPP
0- Lawrence T/ 1- Smith C/ 10- Stute M/ 12- Thomas T/ 42- Millora-Brown Q/	10:31	12-20	-8	1.1410	10	1	4	3	0.8130
2- Shelby N/ 4- Wright J/ 5- Manjon E/ 20- Ansong E/ 21- Robbins L/	06:41	15-12	3	2.2444	9	1	3	3	1.2295
4- Wright J/ 5- Manjon E/ 10- Stute M/ 12- Thomas T/ 21- Robbins L/	03:36	12-5	7	3.3333	4	3	0	1	1.4085
4- Wright J/ 5- Manjon E/ 12- Thomas T/ 20- Ansong E/ 42- Millora-Brown Q/	02:53	6-3	3	2.0809	5	0	0	2	2.0000
1- Smith C/ 5- Manjon E/ 10- Stute M/ 12- Thomas T/ 42- Millora-Brown Q/	02:38	5-6	-1	1.8987	3	0	2	1	1.2500
0- Lawrence T/ 5- Manjon E/ 12- Thomas T/ 20- Ansong E/ 42- Millora-Brown Q/	02:34	6-4	2	2.3377	2	0	1	1	1.5000
2- Shelby N/ 4- Wright J/ 5- Manjon E/ 20- Ansong E/ 42- Millora-Brown Q/	02:25	3-4	-1	1.2414	2	0	0	1	1.0417
0- Lawrence T/ 4- Wright J/ 10- Stute M/ 12- Thomas T/ 21- Robbins L/	02:17	3-3	0	1.3139	1	0	1	1	0.8721
2- Shelby N/ 4- Wright J/ 5- Manjon E/ 10- Stute M/ 42- Millora-Brown Q/	01:56	0-3	-3	0.0000	2	0	0	0	0.0000
4- Wright J/ 5- Manjon E/ 12- Thomas T/ 20- Ansong E/ 21- Robbins L/	01:41	3-0	3	1.7822	3	1	0	1	0.7500
0- Lawrence T/ 5- Manjon E/ 10- Stute M/ 12- Thomas T/ 42- Millora-Brown Q/	01:39	5-2	3	3.0303	2	0	0	0	2.1552
4- Wright J/ 5- Manjon E/ 10- Stute M/ 12- Thomas T/ 42- Millora-Brown Q/	00:35	0-0	0	0.0000	0	0	0	0	0.0000
1- Smith C/ 5- Manjon E/ 10- Stute M/ 12- Thomas T/ 21- Robbins L/	00:34	0-0	0	0.0000	0	0	1	0	0.0000
1- Smith C/ 2- Shelby N/ 5- Manjon E/ 10- Stute M/ 42- Millora-Brown Q/	00:00	0-0	0	NaN	0	0	0	0	0.0000