

2022-23 LADY TECHSTERS BASKETBALL



LOUISIANA TECH

27 NCAA Tournaments * 13 Final Fours * 8 National Title Games * 3 National Titles (1981 AIAW, 1982 NCAA, 1988 NCAA)

GAMEDAY INFORMATION

DATE/TIME: Thursday Dec. 8 | 6 p.m. CT
LOCATION: Thomas Assembly Center (Ruston, La.)
SERIES HISTORY: Tied, 1-1
STREAK: LA Tech, 1
LAST MEETING: Mar. 20, 2000 | Ruston, La. (NCAA, 2nd Round)
RESULT: LA Tech, 66-65
MEDIA: ESPN+
RADIO: LA Tech Sports Network (97.7 FM) | La Tech Athletics App
TALENT: Kyle Roberts (PxP)
LIVE STATS: LaTechSports.comStats

2022-23 SCHEDULE

Overall: 6-2 | C-USA: 0-0 | H: 3-0 | A: 1-1 | N: 2-1

NOVEMBER	MEDIA	W/L	SCORE
7 CENTRAL BAPTIST	CUSA.tv	W	86-30
10 ARKANSAS STATE	CUSA.tv	W	59-56
13 at ULM	ESPN+	W	68-53
22 SMU	ESPN+	L	59-63
25 Stetson^	N/A	W	73-50
26 Illinois State^	N/A	L	53-70
27 George Washington^	N/A	W	71-52

DECEMBER

3 ALCORN STATE	CUSA.tv	W	70-59
8 VANDERBILT	ESPN+		6 p.m. CT
12 SOUTH ALABAMA	CUSA.tv		6 p.m. CT
18 UTEP*	CUSA.tv		2 p.m. CT
29 at UTSA*	CUSA.tv		7 p.m. CT
31 CHARLOTTE	CUTS.tv		2 p.m. CT

JANUARY

5 RICE*	CUSA.tv		6 p.m. CT
7 at UTEP*	CUSA.tv		2 p.m. CT
11 NORTH TEXAS*	CUSA.tv		6 p.m. CT
14 at UAB*	CUSA.tv		2 p.m. CT
19 at WKU*	ESPN+		6:30 p.m. CT
21 at Middle Tennessee*	ESPN+		1 p.m. CT
26 UAB*	CUSA.tv		6 p.m. CT
28 UTSA*	CUSA.tv		1 p.m. CT

FEBRUARY

2 at Rice*	CUSA.tv		7 p.m. CT
9 FIU*	CUSA.tv		6 p.m. CT
11 FLORIDA ATLANTIC*	CUSA.tv		2 p.m. CT
16 at North Texas*	ESPN+		6:30 p.m. CT
18 at Charlotte*	ESPN+		1 p.m. CT
23 WKU*	CUSA.tv		6 p.m. CT
25 MIDDLE TENNESSEE	ESPN+		1 p.m. CT

MARCH

2 at FIU	CUSA.tv		6 p.m. CT
4 at Florida Atlantic	CUSA.tv		1 p.m. CT
7 at C-USA Tournament	CUSA.tv		TBA

All home games CAPS | All times CST and subject to change

^ UNLV Thanksgiving Tournament (Las Vegas, Nev.)

* C-USA game

\$ Frisco, Texas (The Star)

A LOUISIANA TECH WIN WOULD...

- Put Tech at 7-2 in back-to-back seasons.
- Mark win No. 597 all-time in Ruston.
- Extend the regular-season non-conference home win streak to 19 games.
- Mark win No. 89 all-time over current SEC members.

GAME 9 MATCHUP



LA TECH LADY TECHSTERS (6-2, 0-0 C-USA)

HEAD COACH: Brooke Stoehr

RECORD AT LA TECH: 107-81 (7th year)

CAREER RECORD: 178-139 (11th year)

VS



VANDERBILT COMMODORES (6-5, 0-0 SEC)

HEAD COACH: Shea Ralph

RECORD AT SCHOOL: 22-24 (2nd year)

CAREER RECORD: Same

LA TECH STORYLINES

- Louisiana Tech is 6-2 for the third straight year after picking up a home non-conference win over Alcorn State last Saturday, 70-59.
- Tech will play five of six at home in the month of December after five game road stretch at ULM, SMU & the UNLV Thanksgiving Tournament in November. Tech took third at the UNLV Tourney.
- **Keiunna Walker** made the UNLV All-Tournament Team averaging 16.3 points, 2.3 rebounds, and 2.3 assists in the three games.
- **Keiunna Walker** surpassed 1,500 career-points and now sits at No. 21 on the Lady Techster all-time scoring list, passing Belinda Jones, with 1,522 points.
- **Keiunna Walker** ranks No. 4 in career free-throw makes (428) and No. 5 in attempts (583). She has also eclipsed 500 made field goals in her career (523).
- **Anna Larr Roberson** picked up her 19th career double-double against Alcorn State, moving past Vickie Johnson and Belinda Jones on the all-time list.
- **Anna Larr Roberson** became the 44th player in program history to reach 1,000 career points. She now sits at No. 42 with 1,057 career points. She is also No. 3 in all-time career Free Throw percentage list at .806.
- Tech is on the heels of a C-USA West Division Title, C-USA tournament title appearance, WNIT bid, and 20-win season, last year.
- LA Tech returns 10 letter-winners from last year's squad, including all five starters, while adding Pittsburgh transfer **Gabbie Green** (sat out last season due to injury) and two freshmen (**Ayen Angoi** and **Anja Bukvic**).
- LA Tech returns 98% of last season's minutes, scoring, assists, steals, 97% of their rebounds, and 93% of their blocks.
- **Keiunna Walker** was named the 2022 C-USA Preseason Player of the Year and **Anna Larr Roberson** was named to the Preseason Second-Team. The Techsters were picked to finished second in the preseason coaches' poll.














• Last season, Tech surpassed 500 wins in the TAC and 400 wins on the road. LA Tech is four wins away from No. 600 in Ruston.

• **Brooke Stoehr** surpassed 100 wins as the Lady Techsters head coach passing Teresa Weatherspoon for third on the all-time list.

• LA Tech added two new staff members this off-season in Associate Head Coach **Nitra Perry** and Assistant Coach **Pierre Miller**.

• LA Tech added signed two players on the first day of the early signing period with guards **Jianna Morris** (Shrewood, Ark./Sylvan Hills HS) and **Paris Guillory** (Lake Charles, La./St. Louis Catholic).

2022-23 LADY TECHSTERS

1		AUTUMN SMITH • So. • G • 5-7 • Arlington, Texas	PTS 2.0	RBS 0.5	AST 0.8	STLS 0.3	FG% 60.0	3FG 0.0	FT% 100.0	<ul style="list-style-type: none"> • Appeared in 15 games for a total 46 minutes as a Freshman • Collected four points and an assist in the first game of the 22-23 season against Central Baptist • Named a Class 6A TGCA All-State, All-District and Academic All-District selection as a junior in High School
2		KEIUNNA WALKER • Sr. • G • 5-6 • Lonoke, Ark.	PTS 14.9	RBS 3.4	AST 2.3	STLS 1.0	FG% 38.1	3FG 30.8	FT% 77.8	<ul style="list-style-type: none"> • Named 2022 Preseason C-USA Player of the Year • First-Team All-C-USA & C-USA All-Tournament Selection in 2022 • No. 21 on all-time Lady Techster Scoring List with 1,522 points • Recorded fourth triple-double in program history with 27 points, 15 rebounds, and 10 assists vs. Rice
3		ROBYN LEE • So. • G • 5-8 • Moss Point, Miss.	PTS 5.4	RBS 2.4	AST 1.3	STLS 0.6	FG% 63.0	3FG 0.0	FT% 64.3	<ul style="list-style-type: none"> • Appeared in all 33 games, making 10 starts in 2022 • Shot 40.2% from the field, 31.0% from 3-point in 2022 • Scored a season-high 17 points vs. LSU-A; double figures in 6 games • Nick-Named "Big Shot Rob"; hit the game-winner at Old Dominion • Is a two-time C-USA Honor Roll Recipient and Academic Medalist
4		LOTTE SANT • Jr. • G • 6-1 • Amsterman, The Netherlands	PTS 4.9	RBS 1.4	AST 0.8	STLS 0.4	FG% 38.7	3FG 33.3	FT% 100.0	<ul style="list-style-type: none"> • Appeared in all 33 games last season • Shot 35% from the field, 32% from three, 94% from FT line • Scored a season-high 12 points in WD Title game vs. UAB (4 threes) • Is No. 2 in active players games played with 92 • Is a three-time C-USA Honor Roll recipient & Academic Medalist
10		SALMA BATES • Jr. • G • 5-7 • Kenner, La.	PTS 6.0	RBS 2.9	AST 3.0	STLS 1.0	FG% 45.7	3FG 33.3	FT% 63.2	<ul style="list-style-type: none"> • Started all 33 games at PG in 1st season w/LA Tech (Tulane Transfer) • Led team in assists with 101; had five games of six assists • Tied a career-high with 17 points in the win over Arkansas State • Scored in double figures in 13 games; five of last six last season • Nick-Named "Buzzer Beater Bates"; hit 5 buzzer-beaters last season
12		GABBIE GREEN • Gr. • G • 5-7 • Bellville, Texas	PTS 2.4	RBS 2.4	AST 1.1	STLS 0.4	FG% 17.1	3FG 13.6	FT% 80.0	<ul style="list-style-type: none"> • Transferred from Pittsburgh, starting 47-out-of 48 games • Hit most threes by a Junior at Pitt, with 60; made 85 in two years • NJCAA First Team All-America at South Plains College; No.1 Ranking • Sat out 2021-22 due to an injury • Is a C-USA Honor Roll Recipient
23		SILVIA NATIVI • So. • G • 6-0 • Ferrara, Italy	PTS 4.5	RBS 3.0	AST 4.1	STLS 1.5	FG% 57.7	3FG 50.0	FT% 50.0	<ul style="list-style-type: none"> • First LA Tech player to ever come from Italy • Led Italy to 2019 18U Euro Championships gold medal • Saw action in all 33 games, starting 23 in 2021-22 • Career-highs in points (13), rebounds (11) and assists (7) last season • Is a C-USA Honor Roll Recipient and Academic Medalist
24		AMAYA BRANNON • So. • G • 5-11 • Plano, Texas	PTS 7.4	RBS 5.3	AST 1.4	STLS 0.9	FG% 42.4	3FG 20.0	FT% 85.7	<ul style="list-style-type: none"> • Appeared in all 33 games, making 21 starts • Became 13th true freshman since 2000-01 to start season opener • Scored a career-high 18 points at ULM on Nov. 13, 2022 • Named C-USA Freshman of the Week on Nov. 15, 2021 • Is a C-USA Honor Roll Recipient and Academic Medalist
32		KATE THOMPSON • So. • F • 6-2 • Denham Springs, La.	PTS 3.3	RBS 2.9	AST 0.1	BLK 0.3	FG% 52.6	3FG 0.0	FT% 75.0	<ul style="list-style-type: none"> • Appeared in all 33 games, making 13 starts in first year with Tech • Transferred to Tech from Wisconsin where she played in 24 games • Set a career-high with 14 points against McNeese State • Shot 42.9% from the field, 42.9% from three, 84.8% from FT line • Registered multiple blocks in seven games in 2021-22
33		MACKENZIE WURM • So. • F • 6-4 • Allen, Texas	PTS 2.7	RBS 1.4	AST 0.4	BLKS 1.3	FG% 53.8	3FG 0.0	FT% 83.3	<ul style="list-style-type: none"> • Appeared in 13 games as a freshman last season • Earned first-career double-double vs McNeese (12 pts, 12 rebs) • Was named C-USA Freshman of the week for game vs McNeese • Is a C-USA Honor Roll Recipient & Academic Medalist • Led Allen HS to their first ever trip to the Texas State Tournament
34		AYEN ANGOI • Fr. • F • 6-0 • Dallas, Texas	PTS 2.4	RBS 1.3	AST 0.0	STLS 0.3	FG% 83.3	3FG 0.0	FT% 0.0	<ul style="list-style-type: none"> • Saw her first collegiate action against Central Baptist scoring four points and registering three rebounds eight minutes of action • Lettered four years at Bishop Lynch HS; Avg. 10 ppg, 7 rpg • Led program to state semifinals during senior season • Named the North Regional Tournament MVP & First-Team All-State
44		ANNA LARR ROBERSON • Jr. • F • 6-3 • Ruston, La.	PTS 12.5	RBS 8.0	AST 0.8	STLS 0.8	FG% 52.1	3FG 33.3	FT% 76.7	<ul style="list-style-type: none"> • Named 2022 Preseason C-USA Second-Team • Earned Second Team All-C-USA & All-Tournament in 2021-22 • Has 19 career double-doubles; surpassed 500 career rebounds • Career-high 44 points vs Rice in '22; 5th most in program history • No. 42 on all-time scoring list with 1,057 points
45		ANJA BUKVIC • Fr. • G • 5-10 • Belgrade, Serbia	PTS 2.2	RBS 0.5	AST 0.8	STLS 0.3	FG% 66.0	3FG 100.0	FT% 100.0	<ul style="list-style-type: none"> • Scored five points with an assist in her first collegiate game vs. CBC • First ever player to come from Serbia • Led Partizan team to a gold medal in the U16 League of Serbia • Averaged 12 points, 6 rebounds and 4.5 assists • Led Serbia to the U20 2022 Eurp Championship Quarterfinals

Lady Techsters **BY THE NUMBERS** est. 1974

1,180

PROGRAM WINS NO. 5 ALL-TIME

37

CONFERENCE CHAMPIONSHIPS 21 SEASON, 16 TOURNAMENT

27

NCAA TOURNAMENT APPEARANCES

21

WNBA PLAYERS

19

CONFERENCE PLAYERS OF THE YEAR

17

30-PLUS WIN SEASONS

16

KODAK ALL-AMERICANS

8

NATIONAL TITLE GAMES 79, 81, 82, 83, 87, 88, 94, 98

8

WOMEN'S BASKETBALL HALL OF FAMERS

4

OLYMPIANS MULKEY, LAWRENCE, WEATHERSPOON, LACY

3

NATIONAL CHAMPIONSHIPS 81, 82, 88

3

WADE TROPHY WINNERS KELLY, LAWRENCE, WEATHERSPOON

3

NAISMITH BASKETBALL HALL OF FAMERS BARMORE, WEATHERSPOON, MULKEY

2

WNBA ROOKIES OF THE YEAR LENNOX - 2000, FORD - 2003

NUMERICAL ROSTER

#	Name	Pos.	Ht	Cl/Exp.	Hometown / Previous School
1	Autumn Smith	G	5-6	So./1L	Arlington, Texas / Martin HS
2	Keiunna Walker	G	5-6	Sr./4L	Lonoke, Ark. / Lonoke HS
3	Robyn Lee	G	5-8	So./2L	Moss Point, Miss. / Moss Point HS
4	Lotte Sant	G	6-1	Jr./3L	Amsterdam, The Netherlands / Calandlynceum HS
10	Salma Bates	G	5-7	Jr./3L	Kenner, La. / John Curtis HS / Tulane
12	Gabbie Green	G	5-7	Gr./TR	Bellville, Texas / Bellville HS / Pittsburgh / South Plains CC
23	Silvia Nativi	G	6-0	So./1L	Ferrara, Italy / Benedetto Varchi
23	Amaya Brannon	G	5-11	So./1L	Plano, Texas / Plano Senior HS
32	Kate Thompson	F	6-2	So./2L	Denham Springs, La. / Denham Springs HS / Wisconsin
33	Mackenzie Wurm	F	6-4	So./1L	Allen, Texas / Allen HS
34	Aeyn Angoi	F	6-0	Fr./HS	Dallas, Texas / Bishop Lynch HS
44	Anna Larr Roberson	F	6-3	Jr./3L	Ruston, La. / Cedar Creek
45	Anja Bukvic	G	5-10	Fr./HS	Belgrade, Serbia / V Economic School

COACHING & SUPPORT STAFF

Title	Name	Experience	Alma Mater
Head Coach	Brooke Stoehr	7th Year	LA Tech, '02
Associate Head Coach	Nitra Perry	1st Year	Mississippi State, '00
Assistant Coach	Pierre Miller	1st year	Presbyterian, '12
Assistant Coach	Scott Stoehr	7th Year	Nebraska-Wesleyan, '97
Director of Operations	Nick Long	7th Year	ULM, '12
Assistant AD/Communications	Kyle Kavanaugh	2nd Year	LA Tech, '07
Athletic Trainer	Mandy Miller	10th Year	UAB, '96
Sports Performance	Charlotte Matheson-Watts	2nd Year	Lincoln Memorial
Academics Counselor	Ryan Amodei	3rd Year	
Administrative Assistant	Michelle Taylor	1st Year	
Graduate Manager	Caleb Thomas	2nd Year	LA Tech '21
Manager	Parker Brown	2nd Year	
Manager	Jalia Redd	1st Year	
Manager	Cameron Singleton	1st Year	



Brooke Stoehr
Head Coach



Nitra Perry
Associate Head Coach




Pierre Miller
Assistant Coach



Scott Stoehr
Assistant Coach



Nick Long
Director of Operations



Caleb Thomas
Graduate Manager




Kyle Kavanaugh
Assistant AD
Communications



Mandy Miller
Athletic Trainer



Charlotte Matheson-Watts
Sports Performance



Ryan Amodei
Academics Counselor



Michelle Taylor
Administrative
Assistant

BY LOCATION

Arkansas (1)

Keiunna Walker

Louisiana (3)

Salma Bates
Anna Larr Roberson
Kate Thompson

Mississippi (1)

Robyn Lee

Texas (5)

Autumn Smith
Gabbie Green
Amaya Brannon
Mackenzie Wurm
Aeyn Angoi

International (3)

Lotte Sant (Netherlands)
Silvia Nativi (Italy)
Anja Bukvic (Serbia)

BY CLASS

Freshman (2)

Aeyn Angoi
Anja Bukvic

Sophomores (6)

Amaya Brannon
Robyn Lee
Silvia Nativi
Autumn Smith
Kate Thompson
Mackenzie Wurm

Juniors (3)

Salma Bates
Anna Larr Roberson
Lotte Sant

Seniors (2)

Keiunna Walker
Gabbie Green (Graduate)

BY NAME

#2 Keiunna Walker - **KEE-ah-nuh**
#4 Lotte Sant - **lo-Tuh Sahnt**
#23 Silvia Nativi - **Nuh-TEE-vee**
#33 Mackenzie Wurm - **WORM**
#34 Aeyn Angoi - **uh-yen un-Wee**
#44 Anna Larr Roberson - **Rah-berson**
#45 Anja Bukvic - **on-yuh Boo-K-witch**

HEAD COACH BROOKE STOEHR

Brooke Stoehr knows the storied tradition of Lady Techster basketball.

She was a big part of that history as a player under legendary Hall of Fame head coach Leon Barmore during her four years in Ruston.

This fact combined with her already established track record of winning on the hardwood as a head coach led Louisiana Tech Athletics Director Tommy McClelland to name Stoehr the seventh head coach in Lady Techster basketball history in April of 2016.

Stoehr came back to her alma mater after four tremendously successful years at Northwestern State, where she guided the Lady Demons to three postseason tournaments, including a pair of NCAA Tournament appearances.



Stoehr surpassed the 150-win milestone with a road win at UAB during the 2020-21 season and surpassed 100 wins at Tech in a C-USA tournament semifinal win over UAB this past March. Stoehr now sits third all-time in program wins behind Leon Barmore and Sonja Hogg and enters the 2022-23 season with an overall record of 172-137, including a 101-79 mark in Ruston.

During the 2021-22 season, Stoehr led the Techsters to a 21-12 record on their way to winning the Conference USA West Division crown and earning an automatic birth in the WNIT. The Techsters also reached the C-USA finals for the first time since joining the conference after beating UAB and completing an 11-point fourth quarter comeback over Middle Tennessee in the tournament semifinals.

Stoehr led the Lady Techsters to a 14-10 record in 2020-21, including an overtime win on the road at Marshall to open up Conference USA play, as well as a first round win over the Thundering Herd in the Conference USA tournament.

She has also seen some impressive wins the past few years, including wins over P5 programs in Alabama and Ole Miss. Other impressive wins include a road win over a 14-1 UAB in 2018-19 as well as a victory over the Blazers in the first round of the 2020 C-USA Tournament (first time a 12 seed had defeated a 5 seed in the event).

Stoehr recorded back-to-back winning seasons during her first two years at the helm. After being picked to finish 12th in the 14-team Conference USA in the preseason coaches' poll prior to 2016-17, Stoehr led the Lady Techsters to 18 wins, a fourth-place finish in the regular season standings and the program's first national postseason berth since 2011 during her first year.

LA Tech won seven straight C-USA regular season games down the stretch, advanced to the semifinals of the league tournament before falling to tournament champion WKU and then took SMU to overtime in Dallas in the first round of the WNIT.

She followed that up with a 19-12 record in 2017-18, a third place finish in the C-USA regular season and a second straight berth in the WNIT. It marked the most wins and the highest league finish since 2011-12.

The Techsters posted a win over Big Ten foe Penn State, its first over a P5 program since 2011-12. LA Tech also recorded a road win over eventual C-USA regular season champion UAB, and snapped the Rice Owl's program-record 15-game winning streak.

During her six seasons at Tech, Stoehr has recruited and developed All-Conference players such as 2022 First-Team and 2021 Second-Team guard Keiunna Walker and 2022 Second-Team forward Anna Larr Roberson.

Off the court, the Lady Techsters have been very involved in the local community, volunteering countless hours of community service with a number of organizations, including DART, Buddy Ball, The Big Event, Special Olympics and visiting several local elementary schools.

The Lady Techsters continued to make strides in the classroom as well. Over the past six years 41 players were named to the Conference USA Commissioner's Honor Roll, including a record-high eight Lady Techsters during the 2021-22 season. The Techsters have also achieved a perfect single-season APR score in tow of their last three seasons.

Prior to Louisiana Tech, Stoehr inherited a Northwestern State women's basketball program that had won a total of six games the previous season. In four seasons, NSU compiled a record of 71-58 as the Lady Demons won back-to-back Southland Conference Tournament championships in 2014 and 2015. Those victories produced the first consecutive NCAA Tournament appearances in program history.

In her last season in Natchitoches, Northwestern State earned an appearance in the Women's Basketball Invitational, extending its run of national postseason appearances to three.

Each player who completed her athletic eligibility during the Stoehrs' tenure earned a degree from Northwestern State.

In addition to her time at Northwestern State, Stoehr spent time as an assistant coach at Texas Tech (2009-12), Southern Mississippi (2008-09), LA Tech (2005-08) and UALR (2003-05).

Stoehr played for the Lady Techsters from 1998 through 2002 and helped guide the program to four NCAA Tournament appearances, two Elite Eights and one Final Four. She ended her LA Tech career as the NCAA's all-time leader in free throw percentage.

Brooke and husband Scott have a 11-year-old daughter, Aubrey, and a 9-year-old son, Cooper.

Year	School	Record	Conference	Finish	Postseason
2012-13	NORTHWESTERN STATE	12-18	7-11	8th	None
2013-14	NORTHWESTERN STATE	21-13	11-7	4th*	NCAA, L, 1st Rd
2014-15	NORTHWESTERN STATE	19-15	10-8	5th*	NCAA, L, 1st Rd
2015-16	NORTHWESTERN STATE	19-12	13-5	2nd	WBI, L, 1st Rd
2016-17	LA TECH	18-14	12-6	4th	WNIT, L, 1st Rd
2017-18	LA TECH	19-12	10-6	3rd	WNIT, L, 1st Rd
2018-19	LA TECH	14-16	6-10	10th	None
2019-20	LA TECH	15-15	6-12	12th	
2020-21	LA TECH	14-10	8-8	4th/West	None
2021-22	LA TECH	21-12	11-7	1st/West	WNIT, L, 1st Rd
2022-23	LA TECH	6-2	0-0		
Totals		178-139	95-80		

MATCHUP BY THE NUMBERS



VS



6-2, 0-0	RECORD	6-5, 0-0
67.4	PG	67.6
54.1	PGA	60.3
.450	FG%	.431
.282	3FG%	.351
.760	FT%	.712
.349	DFG%	.386
.266	D3FG%	.282
+5.2	REB MARGIN	-1.4
15.8	APG	12.7
14.9	TOPG	15.7
7.4	SPG	8.9
3.0	BPG	4.9
LWLWW	LAST 5	LLWLL

THE OPPONENT

Vanderbilt is located in Nashville, Tenn. and competes in the South-eastern Conference. The Commodores were selected 14th out of a very loaded SEC field in the preseason poll.

Vandy is led by second-year head coach Shea Ralph, who has seven national titles to her name as both a coach and a player.

The former All-American and SI Player of the Year lettered four years at UConn winning the 2000 National Championship before being selected into the 2001 WNBA draft.

Ralph returned to UConn as an assistant coach and helped guide the Huskies to six national titles before taking over at Vanderbilt.

Last season, Vandy capped off a 16-19 campaign with a third-round appearance in the 2022 WNIT before falling to CUSA's Middle Tennessee.

On the court, the Commodores are led by two graduate transfer guards in **Ciaja Harbison** (18.5 ppg) and **Marnelle Garraud** (12.1 ppg).

Harbison comes to Nashville as the second-leading all-time scorer in St. Louis history and is a former First Team and All-Defensive A10 performer, while Garraud is a former ACC All-Defensive guard from Boston College.

Sacha Washington, a 6'2 sophomore forward, has tallied 9.5 ppg and a team-leading 6.8 rpg and 15 blocks. She was named to the SEC All-Freshman Team last season.

Vandy got off to a hot 5-0 start to the 2022-23 campaign, including a season-opening win over C-USA's Western Kentucky (82-71), but have dropped five of their last six, including the last two.

Offensively, Vanderbilt is averaging 67.6 ppg on 43 percent shooting, including 35 percent from three and 71 percent from the line, while holding their opponents to 60.3 ppg on 39 percent shooting. The have registered 98 steals on the year with 39 blocks.

Statistical Leaders

Ciaja Harbison	18.5 ppg	3.6 rpg	5.5 apg
Marnelle Garraud	12.1 ppg	2.6 rpg	1.7 spg
Sacha Washington	9.5 ppg	6.8 rpg	1.4 bpg

#OneMore

SERIES RECORDS

ALL-TIME: Tied 1-1 | 3rd Meeting

in RUSTON: LA Tech, 1-1

in NASHVILLE: None

at NEUTRAL SITE: Vanderbilt, 1-0

LAST METING: Mar. 20, 2000 | Ruston, La. | NCAA 2nd Round

RESULT: LA TECH, 66-65

SERIES STORYLINES

- Thursday's matchup will be the third all-time meeting between LA Tech and Vanderbilt and the first meeting in the regular season.
- Tech and Vandy have met twice in the NCAA tournament dating back to 1992-93 in the Regional Final in Nacogdoches, Texas. No. 1 Seed Vanderbilt took the game 58-53.
- LA Tech is 1-0 in Ruston, which came back in March of 2000 in the 2nd Round of the NCAA tournament, with Tech winning 66-65 thanks to two free throws from Trina Frierson with two seconds remaining.
- LA Tech head coach Brooke Stoehr played in the game, registering three assists and a steal in 15 minutes as a freshman.

SERIES GAME-BY-GAME

1992-93 Vandy 58-53	N
1999-00 Tech 66-65	H

QUICK FACTS

UNIVERSITY

Location Ruston, Louisiana
 Founded 1894
 Enrollment 11,038 (as of Fall 2022)
 Nickname Lady Techsters
 School Colors Red and Blue
 Conference C-USA
 President Dr. Les Guice
 Athletic Director Dr. Eric A. Wood
 SWA Mary Kay Hungate
 Faculty Athletic Rep Dr. Donna Thomas
 Athletics Website LATechSports.com
 Basketball Office Phone (318) 257-5515
 Ticket Office Phone (318) 257-3631

TEAM

2022-23 Record 6-2
 2022-23 C-USA Record 0-0
 2021-22 Record 21-12
 2021-22 C-USA Record 11-7 (1st West)
 Letterwinners R/L 10/2
 Starters R/L 5/0
 Newcomers 2

HISTORY

All-Time Record 1,780-376
 First Year of Basketball 1974 (49 seasons)
 Post Season Tournament Appearances 34
 27 NCAA, 3 AIAW, 4 WNIT
 National Titles 3 (2 NCAA, 1 AIAW)
 Last NCAA Appearance 2011
 1st Round vs. Rutgers
 Last Postseason Appearance 2022
 WNIT 1st Round vs. Houston
 Conference Championships 37
 21 Regular Season, 17 Tournament
 Last Conference Tournament Title 2010 (WAC)
 Last Regular Season Conference Title 2022
 C-USA West Division
 All-Time C-USA Record 77-77 (9 seasons)
 C-USA Tournament Record 8-8
 C-USA Regular Season Championships 1 (West Division)
 Facility Thomas Assembly Center
 Facility Seasons 1982 (41 seasons)
 Facility All-Time Record 506-96
 Facility C-USA Record 43-31 (9 seasons)

COMMUNICATIONS

Asst. AD/Communications Kyle Kavanaugh
 Cell Phone (318) 957-2934
 Office Phone (318) 257-3145
 Email kylek@latech.edu
 Mailing Address PO Box 3046, Ruston, LA 71272

RADIO

Network LA Tech Sports Network
 General Manager Brad Pietz
 Office Phone (318) 257-5331
 Play-by-play Kyle Roberts

WE ARE LOUISIANA TECH

We are excited you are covering Louisiana Tech Women's Basketball this season. In doing so, we ask that you please refer to us by our correct name and abbreviation.

Thanks and go Lady Techsters!

CORRECT >> Louisiana Tech, LA Tech, Lady Techsters or Techsters

INCORRECT >> LT, LTU, La Tech, La. Tech, Bulldogs or 'Dogs

C-USA PRESEASON

COACHES POLL (1ST PLACE VOTES)

1. Middle Tennessee (9)
2. **LA Tech**
3. Charlotte (2)
4. Rice
5. North Texas
6. WKU
7. UAB
8. UTEP
9. UTSA
10. FIU
11. Florida Atlantic

ALL-CONFERENCE

***Keiunna Walker, LA Tech**

Mikayla Boykin, Charlotte

Jada McMillian, Charlotte

Anna Larr Roberson, LA Tech

Kseniya Malashka, MT

Savannah Wheeler, MT

Courtney Whitson, MT

Quincy Noble, North Texas

Ashlee Austin, Rice

Jordyn Jenkins, UTSA

**Preseason Player of the Year*

LA TECH vs C-USA

All Time 142-81

WKU	27-24
Rice	16-15
North Texas	15-4
UTEP	16-8
FIU	15-1
UTSA	15-6
Florida Atlantic	8-2
Middle Tennessee	7-8
Charlotte	5-7
UAB	10-6

C-USA CHAMPIONSHIPS



March 8-11, 2023
 Frisco, Texas | Ford Center at The Star

CONFERENCE USA STANDINGS

ALPHABETICALLY AS OF DEC. 6, 2022

SCHOOL	CONF.	CPCT.	OVERALL	PCT.
Charlotte	0-0	.000	4-2	.667
FIU	0-0	.000	4-3	.571
Florida Atlantic	0-0	.000	6-1	.857
Louisiana Tech	0-0	.000	6-2	.750
Middle Tennessee	0-0	.000	5-2	.714
North Texas	0-0	.000	2-5	.286
Rice	0-0	.000	7-0	1.000
UAB	0-0	.000	5-1	.833
UTEP	0-0	.000	6-2	.750
UTSA	0-0	.000	1-5	.167
WKU	0-0	.000	1-5	.167

LADY TECHSTERS RECORD WHEN...

At Home.....	3-0	Shoots .500 or better.....	2-1
On the Road	1-1	.400-.499	3-0
At Neutral Site.....	2-1	.300-.399	1-1
Leading End of 1st Qtr.....	4-1	Less than .300	0-0
Trailing End of 1st Qtr	1-1	Opponents shoot .500 or better	0-0
Tied End of 1st Qtr	1-0	.400-.499	1-1
Leading At Half.....	4-1	.300-.399	6-0
Trailing At Half.....	1-1	Less than .300	0-0
Tied At Half	1-0	Attempts 20 or more 3-pt. FG	1-0
Leading End of 3rd Qtr	6-0	10-19	4-1
Trailing End of 3rd Qtr	0-1	Less than 10	1-1
Tied end of 3rd Qtr.....	0-1	Opponent attempts 20 or more 3-pt. FG	4-0
In Overtime.....	0-0	10-19	1-2
Tech Scores Less Than 60.....	1-2	Less than 10	1-0
60-69	1-0	Shoots more FT than opponents.....	3-1
70-79	3-0	Less than opponents.....	2-1
80-89	1-0	Same	1-0
90-99	0-0	More assists than opponents.....	5-2
100+	0-0	Fewer.....	1-0
Opponent Scores Less Than 60	6-0	Same	0-0
60-69	0-1	More Steals than opponents.....	2-1
70-79	0-1	Fewer.....	4-1
80-89	0-0	Same	0-0
90-99	0-0	In White Uniforms	4-1
100+	0-0	Blue Uniforms	0-1
Margin is 21 or more	2-0	Red Uniforms	2-0
16-20	1-1	Pink Uniforms.....	0-0
10-15	2-0	Record on Monday.....	1-0
6-9	0-0	Tuesday	0-1
3-5	1-1	Wednesday	0-0
2	0-0	Thursday	1-0
1	0-0	Friday	1-0
Outrebounds Opponent.....	5-0	Saturday.....	2-1
Opponent outrebounds Tech	1-2	Sunday.....	2-0
Rebounds are even	0-0	Record in November	5-2
Commits 15 or more turnovers	3-1	December.....	1-0
Less than 15.....	3-1	January.....	0-0
Forces 15 or more turnovers	5-1	February.....	0-0
Less than 15.....	1-1	March	0-0

LA TECH HIGHS

POINTS	86	vs. Central Baptist (11/7)
	73	vs. Stetson (11/25)
	71	vs. George Wash. (11/27)
FGs MADE	34	vs. Central Baptist (11/7)
	28	at ULM (11/13)
FG ATTEMPTS	68	at ULM (11/13)
	66	vs. Central Baptist (11/7)
FG%	51.5	vs. Central Baptist (11/7)
	51.0	vs. George Wash. (11/27)
3-PT FGs MADE	5	vs. Stetson (11/25)
	5	at SMU (11/22)
	5	vs. Arkansas State (11/10)
3-PT FG ATTEMPTS	20	vs. Central Baptist (11/7)
	56	at SMU (11/22)
FTs MADE	30	vs. Alcorn State (12/3)
	19	vs. George Wash. (11/27)
FT ATTEMPTS	35	vs. Alcorn State (12/3)
	24	vs. George Wash. (11/27)
FT%	85.7	vs. Alcorn State (12/3)
	80	at SMU (11/22)
REBOUNDS	52	vs. Central Baptist (11/7)
	47	at ULM (11/13)
ASSISTS	21	at ULM (11/13)
	21	vs. Central Baptist (11/7)
STEALS	11	vs. Central Baptist (11/7)
	10	at SMU (11/22)
BLOCKS	6	vs. Stetson (11/25)
	4	vs. George Wash. (11/27)
	4	at SMU (11/22)
TURNOVERS	24	vs. Alcorn State (12/3)
	21	vs. Central Baptist (11/7)
FOULS	22	vs. Central Baptist (11/7)
	20	vs. Stetson (11/25)
	19	at SMU (11/22)

LA TECH LOWS

POINTS	53	vs. Illinois State (11/26)
	59	at SMU (11/22)
	59	vs. Arkansas State (11/10)
FGs MADE	18	vs. Alcorn State (12/3)
	20	vs. Illinois State (11/26)
	23	at SMU (11/22)
	23	vs. Arkansas State (11/10)
FG ATTEMPTS	46	vs. Alcorn State (12/3)
	48	at SMU (11/22)
	49	vs. George Wash. (11/27)
FG%	37.7	vs. Illinois State (11/26)
	39.1	vs. Alcorn State (12/3)
	44.2	vs. Arkansas State (11/10)
3-PT FGs MADE	1	vs. Illinois State (11/26)
	2	vs. George Wash. (11/27)
	3	vs. Central Baptist (11/7)
3-PT FG ATTEMPTS	8	vs. George Wash. (11/27)
	9	at SMU (11/22)
3-PT FG%	5.0	vs. Central Baptist (11/7)
	9.1	vs. Illinois State (11/26)
FTs MADE	8	at SMU (11/22)
	8	at ULM (11/13)
FT ATTEMPTS	10	at SMU (11/22)
	11	at ULM (11/13)
FT%	53.3	vs. Arkansas State (11/10)
REBOUNDS	26	at SMU (11/22)
	33	vs. Illinois State (11/26)
	35	vs. George Wash. (11/27)
ASSISTS	13	vs. Alcorn State (12/3)
	13	at SMU (11/22)
	13	vs. Arkansas State (11/10)
STEALS	5	vs. George Wash. (11/28)
	5	vs. Illinois State (11/26)
	5	vs. Arkansas State (11/10)
BLOCKS	1	vs. Illinois State (11/26)
	1	at ULM (11/13)
TURNOVERS	11	vs. George Wash. (11/27)
	12	at ULM (11/13)
	12	vs. Arkansas State (11/25)
	12	vs. Illinois State (11/26)
	13	vs. Arkansas State (11/10)
	13	vs. George Wash. (11/27)

OPPONENT HIGHS

POINTS	70	vs. Illinois State (11/26)
	63	at SMU (11/22)
	59	vs. Alcorn State (12/3)
FGs MADE	27	vs. Illinois State (11/26)
	24	at SMU (11/22)
	22	vs. Alcorn State (12/3)
FG ATTEMPTS	61	at ULM (11/13)
	59	vs. Alcorn State (12/3)
	58	vs. Illinois State (11/26)
FG%	46.6	vs. Illinois State (11/26)
	43	at SMU (11/22)
3-PT FGs MADE	8	vs. Arkansas State (11/10)
	7	vs. Illinois State (11/12)
3-PT FG ATTEMPTS	26	vs. Arkansas State (11/10)
	21	vs. George Wash. (11/27)
3-PT FG%	40	at SMU (11/22)
	38.8	vs. Illinois State (11/26)
FTs MADE	12	vs. Alcorn State (12/3)
	12	vs. Stetson (11/25)
	11	vs. Central Baptist (11/7)
FT ATTEMPTS	24	vs. Central Baptist (11/7)
	22	Alcorn State (12/3)
FT%	83.3	vs. Arkansas State (11/10)
	76.9	vs. George Wash. (11/27)
	75	vs. Illinois State (11/26)
REBOUNDS	37	at ULM (11/13)
	36	vs. Stetson (11/25)
	35	at SMU (11/22)
ASSISTS	18	vs. Alcorn State (12/3)
	13	vs. Illinois State (11/26)
STEALS	15	vs. Alcorn State (12/3)
	8	vs. Illinois State (11/26)
	8	at ULM (11/13)
BLOCKS	9	at ULM (11/13)
	4	vs. George Wash. (11/27)
TURNOVERS	23	vs. Central Baptist (11/7)
	22	vs. Stetson (11/25)
FOULS	28	vs. Alcorn State (12/3)
	22	vs. Central Baptist (11/7)

OPPONENT LOWS

POINTS	30	vs. Central Baptist (11/7)
	50	vs. Stetson (11/25)
	52	vs. George Wash. (11/27)
FGs MADE	9	vs. Central Baptist (11/7)
	17	vs. Stetson (11/25)
FG ATTEMPTS	51	vs. Central Baptist (11/7)
	52	vs. George Wash. (11/27)
	17.6	vs. Central Baptist (11/7)
	30.4	vs. Stetson (11/25)
3-PT FGs MADE	1	vs. Central Baptist (11/7)
	2	at ULM (11/13)
	3	vs. Alcorn State (12/3)
	6	at ULM (11/13)
3-PT FG ATTEMPTS	5	vs. Central Baptist (11/7)
	20	vs. Stetson (11/25)
3-PT FG%	9	vs. Illinois State (11/26)
FTs MADE	9	at SMU (11/22)
	9	at ULM (11/13)
	14	at SMU (11/19)
FT ATTEMPTS	13	vs. George Wash. (11/27)
	45.8	vs. Central Baptist (11/7)
FT%	54.5	vs. Alcorn State (12/3)
REBOUNDS	23	vs. Alcorn State (12/3)
	28	vs. George Wash. (11/27)
ASSISTS	5	vs. Central Baptist (11/7)
	6	vs. Stetson (11/25)
	7	vs. George Wash. (11/27)
STEALS	6	vs. Stetson (11/25)
	6	at SMU (11/22)
	6	vs. Central Baptist (11/7)
	7	vs. George Wash. (11/27)
BLOCKS	0	vs. Central Baptist (11/7)
	1	vs. Alcorn State (12/3)
	1	vs. Stetson (11/25)
TURNOVERS	12	at ULM (11/13)
	12	vs. Arkansas State (11/10)
	14	vs. Arkansas State (11/10)
FOULS	15	vs. Illinois State (11/26)
	15	at SMU (11/22)

LA TECH PLAYER HIGHS

POINTS	22	Walker at SMU (11/22)
	20	Walker, vs. George Wash. (11/27)
	19	Roberson vs. Stetson (11/25)
	18	Walker vs. Stetson (11/25)
	18	Brannon at ULM (11/13)
FGs MADE	8	Roberson vs. Stetson (11/25)
	8	Walker at SMU (11/22)
	8	Brannon at ULM (11/13)
FG ATTEMPTS	17	Walker at ULM (11/13)
	15	Walker vs. Stetson (11/25)
	15	Walker at SMU (11/22)
FG%	100	Nativi vs. CBC (11/7)
(min. 4 attempts)	75.0	Green, Illinois State (11/26)
	72.7	Roberson vs. Stetson (11/25)
3-PT FGs MADE	3	Sant vs. Alcorn State (12/3)
(min. 3 made)	3	Sant vs. Stetson (11/25)
3-PT FG ATTEMPTS	7	Sant vs. Stetson (11/25)
	7	Green vs. A-State (11/10)
3-PT FG%	100	Nativi vs. CBC (11/7)
(min. 2 makes)		
FTs MADE	12	Walker vs. George Wash. (11/27)
	9	Roberson vs. Alcorn State (12/3)
	8	Walker vs. Alcorn State (12/3)
FT ATTEMPTS	13	Walker, vs. George Wash. (11/27)
	12	Roberson vs. Alcorn State (12/3)
	11	Bates vs. A-State (11/10)
FT%	100	Walker at SMU (11/22)
(min. 4 attempts)	100	Bates vs. Alcorn State (12/3)
REBOUNDS	10	Roberson vs. Alcorn State (12/3)
	10	Roberson vs. Stetson (11/25)
	10	Roberson at ULM (11/13)
	9	Brannon at ULM (11/13)
ASSISTS	6	Nativi at SMU (11/22)
	6	Nativi at ULM (11/13)
	6	Nativi vs. CBC (11/7)
	6	Bates vs. CBC (11/7)
STEALS	4	Nativi vs. CBC (11/7)
	3	Bates at SMU (11/22)
BLOCKS	3	Wurm vs. Stetson (11/25)
	2	Wurm, vs. George Wash. (11/27)
	2	Nativi vs. CBC (11/7)
TURNOVERS	6	Walker vs. Alcorn State (12/3)
	6	Brannon vs. Alcorn State (12/3)
MINUTES	38	Green vs. A-State (11/10)
	36	Nativi at ULM (11/13)

OPPONENT PLAYER HIGHS

POINTS	21	Brown, Alcorn State (12/3)
	21	Smith, SMU (11/22)
FGs MADE	8	Brown, Alcorn State (12/3)
	8	Robinson, Illinois State (11/26)
FG ATTEMPTS	17	Izzy Higginbottom, A-State (11/10)
	14	Lakstigala, vs. George Wash. (11/27)
	14	McNeal, Stetson (11/25)
FG%	67.7	Robinson, Illinois State (11/26)
(min. 4 attempts)	67.7	Lauryn Pendleton, A-State (11/10)
	66.7	Brown, Alcorn State (12/3)
3-PT FGs MADE	5	Crompton, Illinois State (11/26)
	4	Smith, SMU (11/22)
3-PT FG ATTEMPTS	8	Crompton, Illinois State (11/26)
	7	Izzy Higginbottom, A-State (11/10)
	7	Maily Wilkerson, A-State (11/10)
3-PT FG%	67	Smith, SMU (11/22)
(min. 3 makes)	62.5	Crompton, Illinois State (11/26)
FTs MADE	6	Hargrove, Stetson (11/25)
	5	Brown, Alcorn State (12/3)
	5	Diana Rivera, CBC (11/7)
FT ATTEMPTS	10	Brown, Alcorn State (12/3)
	9	Hargrove, Stetson (11/25)
FT%	100	Kierra Brimzy, ULM (11/13)
(min. 4 attempts)	100	Lauryn Pendleton, A-State (11/10)
REBOUNDS	12	Melodie Kapinga, A-State (11/10)
	10	Lakstigala, vs. George Wash. (11/27)
ASSISTS	6	Bradley, SMU (11/22)
STEALS	4	Obillo, Alcorn State (12/3)
BLOCKS	4	Katlyn Manuel, ULM (11/13)
TURNOVERS	5	Brown, Alcorn State (12/3)
	5	McNeal, Stetson (11/25)
	5	Izzy Higginbottom, A-State (11/10)
MINUTES	40	Katlyn Manuel, ULM (11/13)
	39	Lauryn Pendleton, A-State (11/10)
	36	Braldey, SMU (11/22)

CBC = Central Baptist College

LA TECH 2022-23 SPECIALTY STATS

Date	Opponent	W/L	Points in Paint Tech Opp. Diff.			Pts Off Turnovers Tech Opp. Diff.			2nd Chance Pts. Tech Opp. Diff.			Fast Break Pts. Tech Opp. Diff.			Bench Points Tech Opp. Diff.		
Nov. 7	CENTRAL BAPTIST	W	46	6	+40	17	10	+7	14	3	+11	19	4	+15	46	9	+37
Nov. 10	ARKANSAS STATE	W	34	18	+16	15	13	+2	8	8	----	5	10	-5	14	7	+7
Nov. 13	at ULM	W	40	32	+8	8	12	-4	11	9	+2	9	4	+5	22	22	----
Nov. 22	at SMU	L	22	28	-6	14	13	+1	3	5	-2	4	12	-8	10	7	+3
Nov. 25	Stetson	W	30	24	+6	22	13	+9	10	5	+5	12	2	+10	25	19	+6
Nov. 26	Illinois State	L	24	36	-12	13	17	-4	6	13	-7	1	8	-7	33	23	+10
Nov. 27	George Washington	W	38	22	+16	22	10	+12	11	4	+7	10	5	+5	23	19	+4
Dec. 3	ALCORN STATE	W	22	36	-14	16	15	+1	12	8	+4	9	6	+3	20	43	-23
Dec. 8	VANDERBILT																
Dec. 12	SOUTH ALABAMA																
Dec. 18	UTEP*																
Dec. 29	at UTSA*																
Dec. 31	CHARLOTTE*																
Jan. 5	RICE*																
Jan. 7	at UTEP*																
Jan. 11	NORTH TEXAS*																
Jan. 14	at UAB*																
Jan. 19	at WKU*																
Jan. 21	at MT*																
Jan. 26	UAB*																
Jan. 28	UTSA*																
Feb. 2	at Rice*																
Feb. 9	FIU*																
Feb. 11	FAU*																
Feb. 16	at UNT*																
Feb. 18	at Charlotte*																
Feb. 23	WKU*																
Feb. 25	MT*																
Mar. 2	at FIU*																
Mar. 4	at FAU*																
Mar. 7	C-USA/TBA																
Totals		6-2	256 202 +54			127 103 +24			75 55 +20			69 51 +18			193 149 +43		

LA TECH 2022-23 LEADS & DEFICITS

Date	Opponent	Largest Lead	Largest Deficit	Time Led	Time Trailed	Time Tied	Result
Nov. 7	CENTRAL BAPTIST	56 (4th 0:00)	-----	37:26	-----	2:34	W, 86-30
Nov. 10	ARKANSAS STATE	12 (4th 5:15)	12 (2nd 7:21)	15:44	23:57	0:19	W, 59-56
Nov. 13	at ULM	17 (4th 2:05)	2 (1st 8:50)	38:00	0:15	1:45	W, 68-53
Nov. 22	at SMU	10 (1st 0:36)	7 (4th (7:07)	20:37	17:09	2:14	L, 59-63
Nov. 25	Stetson	25(3rd 0:08)	-----	39:39	-----	0:21	W, 73-50
Nov. 26	Illinois State	-----	25 (4th 8:21)	-----	39:10	0:50	L, 53-70
Nov. 27	George Washington	20 (4th 2:07)	11 (2nd 4:09)	28:26	7:22	4:12	W, 71-52
Dec. 3	ALCORN STATE	18 (2nd 6:22)	-----	38:00	-----	2:00	W, 70-59
Dec. 8	VANDERBILT						
Dec. 12	SOUTH ALABAMA						
Dec. 18	UTEP*						
Dec. 29	at UTSA*						
Dec. 31	CHARLOTTE*						
Jan. 5	RICE*						
Jan. 7	at UTEP*						
Jan. 11	NORTH TEXAS*						
Jan. 14	at UAB*						
Jan. 19	at WKU*						
Jan. 21	at MT*						
Jan. 26	UAB*						
Jan. 28	UTSA*						
Feb. 2	at Rice*						
Feb. 9	FIU*						
Feb. 11	FAU*						
Feb. 16	at UNT*						
Feb. 18	at Charlotte*						
Feb. 23	WKU*						
Feb. 25	MT*						
Mar. 2	at FIU*						
Mar. 4	at FAU*						
Mar. 7	C-USA/TBA						

STARTING LINEUPS

Date	Opponent	Player	Player	Player	Player	Player	Result
Nov. 7	CENTRAL BAPTIST	Bates	Walker	Green	Brannon	Roberson	W, 86-30
Nov. 10	ARKANSAS STATE	Bates	Walker	Green	Brannon	Roberson	W, 59-56
Nov. 13	at ULM	Bates	Walker	Green	Brannon	Roberson	W, 68-53
Nov. 22	at SMU	Bates	Walker	Nativi	Brannon	Roberson	L, 59-63
Nov. 25	Stetson	Bates	Walker	Nativi	Brannon	Roberson	W, 73-50
Nov. 26	Illinois State	Bates	Walker	Nativi	Brannon	Roberson	L, 53-70
Nov. 27	George Washington	Bates	Walker	Nativi	Brannon	Roberson	W, 71-52
Dec. 3	ALCORN STATE	Bates	Walker	Nativi	Brannon	Roberson	W, 70-59
Dec. 8	VANDERBILT						
Dec. 12	SOUTH ALABAMA						
Dec. 18	UTEP*						
Dec. 29	at UTSA*						
Dec. 31	CHARLOTTE*						
Jan. 5	RICE*						
Jan. 7	at UTEP*						
Jan. 11	NORTH TEXAS*						
Jan. 14	at UAB*						
Jan. 19	at WKU*						
Jan. 21	at MT*						
Jan. 26	UAB*						
Jan. 28	UTSA*						
Feb. 2	at Rice*						
Feb. 9	FIU*						
Feb. 11	FAU*						
Feb. 16	at UNT*						
Feb. 18	at Charlotte*						
Feb. 23	WKU*						
Feb. 25	MT*						
Mar. 2	at FIU*						
Mar. 4	at FAU*						
Mar. 7	C-USA/TBA						

Record by Lineups

Lineup 1:	Bates, Walker, Green, Brannon, Roberson	3-0
Lineup 2:	Bates, Walker, Nativi, Brannon, Roberson	3-2

CAREER SUMMARIES

Name	Season Starts	Career Starts	Career GP	Career Statistical Totals					10+ Points	10+ Reb	Double Doubles
				Points	Reb	Assists	Steals	Blocks			
Green	3	108	121	1237	397	254	139	4	56	2	0
Walker*	8	91	117	1522	388	183	140	13	79	1	1
Roberson	8	66	94	1057	670	49	71	63	55	24	19
Bates	8	45	86	481	185	214	75	13	19	1	1
Brannon	8	29	41	290	186	29	43	4	11	0	0
Nativi	4	28	41	150	104	102	52	15	4	1	0
Lee	0	10	59	272	107	37	25	1	8	0	0
Sant	0	34	95	387	219	83	33	11	7	0	0
Thompson	0	16	64	222	138	19	20	30	3	0	0
Wurm	0	0	19	41	31	4	5	14	1	1	1
Smith	0	0	19	14	6	6	9	0	0	0	0
Bukvic	0	0	6	13	3	2	1	0	0	0	0
Angoi	0	0	4	10	5	0	1	0	0	0	0

*Triple Double

GAME-BY-GAME LEADERS

Date	Opponent	Points	Rebounds	Assists
Nov. 7	CENTRAL BAPTIST	Keiunna Walker (17)	Amaya Brannon (8)	Salma Bates (6) Silvia Nativi (6)
Nov. 10	ARKANSAS STATE	Salma Bates (17)	Gabbie Green (8)	Salma Bates (4)
Nov. 13	at ULM	Amaya Brannon (18)	Anna Larr Roberson (10)	Silvia Nativi (6)
Nov. 22	at SMU	Keiunna Walker (22)	Salma Bates (5)	Silvia Nativi (6)
Nov. 25	Stetson	Anna Larr Roberson (19)	Anna Larr Roberson (10)	Keiunna Walker (5) Salma Bates (5)
Nov. 26	Illinois State	Gabbie Green (11)	Anna Larr Roberson (7)	Silvia Nativi (5)
Nov. 27	George Washington	Keiunna Walker (20)	Anna Larr Roberson (9)	Keiunna Walker (3)
Dec. 3	ALCORN STATE	Anna Larr Roberson (17)	Anna Larr Roberson (17)	Salma Bates (3) Silvia Nativi (3) Lotte Sant (3)
Dec. 8	VANDERBILT			
Dec. 12	SOUTH ALABAMA			
Dec. 18	UTEP*			
Dec. 29	at UTSA*			
Dec. 31	CHARLOTTE*			
Jan. 5	RICE*			
Jan. 7	at UTEP*			
Jan. 11	NORTH TEXAS*			
Jan. 14	at UAB*			
Jan. 19	at WKU*			
Jan. 21	at MT*			
Jan. 26	UAB*			
Jan. 28	UTSA*			
Feb. 2	at Rice*			
Feb. 9	FIU*			
Feb. 11	FAU*			
Feb. 16	at UNT*			
Feb. 18	at Charlotte*			
Feb. 23	WKU*			
Feb. 25	MT*			
Mar. 2	at FIU*			
Mar. 4	at FAU*			
Mar. 7	C-USA/TBA			

Games Leading in	Points	Rebounds	Assists
	Keiunna Walker -- 4	Anna Larr Roberson -- 5	Silvia Nativi -- 5
	Anna Larr Roberson -- 3	Amaya Brannon -- 1	Salma Bates -- 3
	Salma Bates -- 1	Salma Bates - 1	Keiunna Walker -- 2
	Amaya Brannon -- 1	Gabbie Green -- 1	Lotte Sant -- 1
	Gabbie Green -- 1		

GAME-BY-GAME NOTABLES

LA Tech 86, Central Baptist 30 (Nov. 7, 2022)

- LA Tech is now 1-0 against Central Baptist, taking the first-ever matchup in the series.
- Coach Stoehr is now 6-1 in season openers at LA Tech, winning six straight.
- The 56-point margin is the most in those six games.
- The 30 points allowed matches the 10th lowest single-game score in program history.
- Keiunna Walker is now No. 26 on the all-time scoring list, moving past Monica Maxwell, with 1,420 career points.
- Walker took charge No. 125 of her career.
- Anna Larr Roberson had her 50th career game in double figures, she is now 38 points away from 1,000 career points.
- Silvia Nativi tied a career-high with seven assists.
- Tech's defense forced 21 turnovers, the 109th time since 2010.
- Gabbie Green, Ayen Angoi, Anja Bukvic all made their LA Tech debuts tonight.

LA Tech 59, Arkansas State 56 (Nov. 10, 2022)

- LA Tech is 39-3 against Arkansas State and 19-1 at home in the all-time series.
- Tech has now started the season 2-0 for the fourth straight year.
- LA Tech now has 595 wins in Ruston in its program history.
- Keiunna Walker is now No. 25 on the all-time scoring list, moving past Jane Ellen Cook, with 1,428 career points.
- Salma Bates had her 18th career game in double figures and tied her career-high with 17 points.
- Bates dished out her 200th career assist.
- Tech outscored Arkansas State 34-18 in the paint.
- Walker took two charges; she now has 127 for her career.
- Gabbie Green scored her first points in a Techster uniform.

LA Tech at ULM (Nov. 13, 2022)

- LA Tech is 49-9 against ULM in the all-time series and is 20-7 in Monroe.
- Tech is 3-0 for the first time since 2017.
- Amaya Brannon had a career-high 18 points and tied a career-high with nine rebounds.
- Brannon registered her 100th career field goal make in 36 games.
- Anna Larr Roberson now has 17 career double-doubles.
- Roberson is nine points away from 1,000 for her career.
- Keiunna Walker posted her 75th career-game in double figures.
- The Techsters took three charges in the game: Salma Bates, Amaya Brannon and Keiunna Walker.
- Salma Bates made her 40th career start.

SMU 63, LA Tech 59 (Nov. 22, 2022)

- LA Tech is 18-2 against SMU in the all-time series and is 7-2 in Dallas.
- Anna Larr Roberson became the 45th member to join the Lady Techsters 1,000-point club.
- Keiunna Walker also passed Whitney Jones and Ayana Walker for No. 23 on the all-time scoring list, with 1,463 points.
- Walker hit her 400th career free throw, she is currently No. 6 all-time.
- Walker also eclipsed 500 made field goals in her career.
- Silvia Nativi now has six assists in three of four games this season.
- Robyn Lee reached 100 rebounds for her career.
- Salma Bates tied a career-high in steals, with 3
- Walker took two charges; Amaya Brannon took one.
- Roberson played in her 90th career game, and Kate Thompson played in her 60th.

GAME-BY-GAME NOTABLES

LA Tech 73, Stetson 50 (Nov. 25, 2022)

- LA Tech is now 2-0 all-time against Stetson and is now 1-0 on a neutral floor.
- Anna Larr Roberson had a season-high with 19 points and 10 rebounds.
- It was Roberson's second double-double of the season and 18th of her career.
- She is now tied with Vickie Johnson and Belinda Jones on the all-time list.
- Lotte Sant had a season-high 11 points, her first game in double figures this season.
- The Techsters have had six different players reach double figures through the first five games.
- Keiunna Walker passed Amber Obaze for No. 22 on the all-time scoring list, with 1,481 points.
- Tech had a season-high six blocks in the game.
- Mackenzie Wurm tied her career-high with three blocks.
- Salma Bates registered her 12th career block.
- Walker took three more charges; she has nine on the season.

Illinois State 70, LA Tech 53 (Nov. 26, 2022)

- LA Tech is now 5-2 in the all-time series and Illinois State.
- The Redbirds evened the series on neutral floors at 1-1.
- Tech is now 182-73 all-time at neutral sites.
- Anna Larr Roberson now has seven or more rebounds in five of six games.
- Silvia Nativi had five assists and no turnovers, she now has 28 assists to seven turnovers on the year.
- Mackenzie Wurm had a season-high six points.
- Autumn Smith notched a career-high two assists.
- Anja Bukvic registered her first career steal.
- Gabbie Green scored in double figures for the first time as a Lady Techster, with 11 points.

LA Tech vs. George Washington (Nov. 26, 2022)

- LA Tech now leads the all-time series with George Washington 1-0.
- Tech is now 183-73 all-time at neutral sites after going 2-1 this weekend in Las Vegas.
- Anna Larr Roberson has reached double figures in five games with 14 points Sunday.
- Roberson passed Amy Brown and Takeisha Lewis for No. 42 on the all-time scoring list; she has 1,040 career points.
- Anna Larr Roberson now has seven or more rebounds in six of seven games.
- Keiunna Walker also reached double figures for the fifth time with her second 20-point performance this season.
- Walker moves into No. 21 on the all-time scoring list, passing Belinda Jones and surpassing 1,500 career points; she now has 1,505.
- Silvia Nativi pulled down the 100th rebound of her career.
- Keiunna Walker started her 90th career game while becoming No. 5 on the all-time list in both career free throw attempts (573) and free throw makes (420); she passed Adrienne Johnson and Venus Lacy, respectively.
- All-Tournament Team -- Nevaeh Brown (ETSU), **Keiunna Walker (LA Tech)**, DeAnna Wilson (Illinois St.), Paige Robinson (Illinois St.), Nneka Obiazor (UNLV), Justice Ethridge (UNLV), MVP -- Desi-Rae Young (UNLV)

GAME-BY-GAME NOTABLES

LA Tech 70, Alcorn State 59 (Dec. 3, 2022)

- LA Tech now leads the all-time series with Alcorn 10-0 and are 8-0 in Ruston.
- Tech is now 6-2 for the third straight season.
- Tech's defense forced 20 or more turnovers for the third time this season and registered a season-high nine steals.
- Tech has scored 70 or more points in three of their last four games.
- Lotte Sant reached double figures for the second time this season and had a season-high 13 points.
- Anna Larr Roberson has reached double figures in six games with 17 points Saturday and posted her third double-double of the season (17 points, 10 rebounds).
- Roberson passed Vickie Johnson and Belinda Jones on the all-time double-doubles list with 19.
- Anna Larr Roberson now has seven or more rebounds in seven of eight games.
- Keiunna Walker also reached double figures for the sixth time and her eight made free throws pass Tasha Williams for No. 4 on the all-time list in free throw makes.
- Silvia Nativi registered her 100th career assist, she has 3 or more assists in six of eight games.
- Keiunna Walker and Amaya Brannon each drew charges; Tech has drawn 17 this season.

LA Tech vs. Vanderbilt (Dec. 8, 2022)

•

GAME-BY-GAME NOTABLES

STOEHR AS A TECHSTER

Brooke (Lassiter) Stoehr played for Louisiana Tech from 1998-2002 and helped guide the program to four straight regular season conference titles, four straight tournament titles, four straight NCAA Tournament appearances and a berth in the 1999 NCAA Final Four.

- * Overall record of 119-16 record
- * Record of 61-1 in regular season league games
- * Record of 11-0 in conference tournament games
- * 4 regular season titles (3 Sun Belt, 1 WAC)
- * 4 conference tournament titles (3 Sun Belt, 1 WAC)
- * 4 NCAA Tournaments
- * 1 Final Four (1999)
- * 2 Elite Eights (1999, 2000)

STOEHR ERA IN RUSTON

Brooke Stoehr is the seventh head coach in Louisiana Tech Lady Techster basketball history. She was hired in late April of 2016, with her husband Scott Stoehr, following the resignation of former LA Tech head coach Tyler Summitt.

Head Coach	Years	Record
Sonja Hogg	1974-85	307-55
Leon Barmore	1982-2002	576-87
Kurt Budke	2002-2005	80-16
Chris Long	2005-2009	71-44
Teresa Weatherspoon	2009-2014	99-71
Tyler Summitt	2014-16	30-31
Brooke Stoehr	2016-present	107-81

ALL-TIME WINS BY COACH

Brooke Stoehr entered the 2022-23 season with 101 career wins at Louisiana Tech. She moved into third place with a win UAB in the opening round of the 2022 Conference USA tournament.

Head Coach	LA Tech Wins
1. Leon Barmore	576
2. Sonja Hogg	307
3. Brooke Stoehr	107
4. Teresa Weatherspoon	99
5. Kurt Budke	80
6. Chris Long	71
7. Tyler Summitt	30

HEAD COACHING DEBUTS

Louisiana Tech head coaches are 4-3 all-time in their first game on the sideline for the Lady Techsters.

Head Coach	Year	Result
Sonja Hogg	1974-75	L, Southeastern LA, 59-55
Leon Barmore	1982-73	W, Mississippi College, 95-62
Kurt Budke	2002-03	W, #7 Texas Tech, 85-76
Chris Long	2005-06	L, WKU, 80-59
Teresa Weatherspoon	2008-09	W, Hawaii 68-56
Tyler Summitt	2014-15	W, Stephen F. Austin, 76-69
Brooke/Scott Stoehr	2016-17	L, LSU, 77-73

OPENING STATEMENTS

Brooke Stoehr has won each of the last six season openers she has coached in, and is 10-1 all-time in lid-lifters. Stoehr's only loss came in her first game at the helm of the Lady Techsters to LSU, 73-77. Stoehr is 6-0 against teams outside Division I, winning by an average of 42 points per game.

Year	School	Opponent	Result
2022-23	Louisiana Tech	Central Baptist	W, 86-30
2021-22	Louisiana Tech	Jarvis Christian	W 103-53
2020-21	Louisiana Tech	McNeese State	W 90-45
2019-20	Louisiana Tech	LSU-Alexandria	W 93-61
2018-19	Louisiana Tech	LSU-Alexandria	W 112-70
2017-18	Louisiana Tech	Grambling State	W 64-53
2016-17	Louisiana Tech	LSU	L 73-77
2015-16	Northwestern State	Letourneau	W 73-44
2014-15	Northwestern State	Letourneau	W 78-35
2013-14	Northwestern State	Houston	W 74-70
2012-13	Northwestern State	New Orleans	W 53-52

NON-CONFERENCE TAC DOMINATION

The Lady Techsters are currently on an 18-game regular-season non-conference home winning streak. It is the fourth longest streak in program history. The previous defeat on its home court by a non-conference opponent was on Nov. 20, 2019 by Wichita State. The longest streak in Lady Techsters basketball history is 107 straight games inside the TAC against non-conference regular season opponents. Below is a list of the longest home winning streaks against non-conference opponents.

No. of Game	Dates
107	Nov. 30, 1978 (vs. Arkansas) - Feb. 15, 1986 (vs. Creighton)
31	Feb. 26, 1986 (vs. SFA) - Feb. 9, 1989 (vs. ODU)
20	Jan. 30, 1976 (vs. New Orleans) - Feb. 11, 1978 (vs. SFA)
18	Nov. 26, 2019 (vs. Loyola-New Orleans) - Present
15	Dec. 1, 1995 (vs. St. Johns) - Dec. 30, 1997 (vs. #3 Tennessee)
12	Dec. 16, 1998 (vs. SMU) - Dec. 7, 2000 (vs. Mississippi State)

WHO'S NEW

Louisiana Tech welcomes just two newcomers to the roster this year after having nine new faces last season.

Prep freshman **Ayen Angoi** (Dallas, Texas/Bishop Lynch HS) and **Anja Bukvic** (Belgrade, Serbia) join the LA Tech roster for 2022-23.

Pittsburgh transfer **Gabbie Green**, who transferred in last season, sat out all last year due to an injury.

NEWEST SIGNING CLASS

The Lady Techsters signed two players on Nov. 9 during the early signing period.

Guards **Jianna Morris** (Sherwood, Ark./Sylvan Hills HS) and **Paris Guillery** (Lake Charles, La./St. Louis Catholic) became the first two signees for the 2022-23 class.

INTERNATIONAL FLAVOR

This year's roster will have a similar international flare as the last two years with returners **Lotte Sant** (Amsterdam, The Netherlands), **Silvia Nativi** (Ferrara, Italy), and newcomer **Anja Bukvic** (Belgrade, Serbia). Below is a list of the international players that LA Tech has had on its roster in the program history.

Player	Nationality
Margaret Deciman	Canada
Raizel Guinto	Canada
Irene Murua	Spain
Silvia Nativi	Italy
Rhi Ockwell	Australia
Lotte Sant	The Netherlands
Jelena Vucinic	New Zealand
Anja Bukvic	Serbia

Current Players in **BOLD**

FROM THE STRIPE

The Lady Techsters finished as the No. 1 free-throw shooting team in the conference last season (.759) which ranked as the highest single-season FT% in program history, beating out the 2020-21 season at .748.

The last four seasons all rank in the top-4 in program history, with 2018-19 as No. 3 (.725) and 2019-20 as No. 4 (.720).

Tech is currently 76.0 percent from the line in 2022-23.

ON THE DOUBLE

Junior **Anna Larr Roberson** has made her presence known as one of the top post players in the conference during her career. Roberson has collected 19 career double-doubles, including nine during her sophomore campaign in 2021-22. She recently passed Vickie Johnson and Belinda Jones on the program's all-time double-double list with a 17 point, 10 rebound effort against Alcorn State.

She dropped an 18 point, 15 rebound (career-high) double-double against Southern Miss on Jan. 9, 2022.

She became the first Lady Techsters to grab double digit rebounds in four straight games since Jasmine LeBlanc grabbed 10 or more rebounds in six straight contests in the 2016-17 season.

JUST CHARGE IT

Junior **Keiunna Walker** took a pair of charges against Southern Miss on Jan. 9, surpassing 100 career charges taken. Walker led the Lady Techsters in charges last season with 42 while the Lady Techster took 74 as a team during 2021-22.

Player	2022-23	Career
Keiunna Walker	12	136
Amaya Brannon	3	19
Anna Larr Roberson	0	9
Lotte Sant	0	5
Robyn Lee	0	4
Salma Bates	2	3
Silvia Nativi	0	1
Kate Thompson	0	1
Totals	17	178

RECORD WATCH

Keiunna Walker & Anna Larr Roberson have both made a name for themselves in a Techster uniform and are etching their names in the LA Tech record books.

Keiunna Walker

Career Points -- No. 21 • 1,522

-Just passed -- Belinda Jones • 1,489

-Chasing -- No. 20, Lori Scott • 1,565

Career Made Free Throws -- No. 4 • 428

-Just passed -- Tasha Williams • 426

-Chasing -- No. 3, Adrienne Jonnson • 437

-- No. 2, Janice Lawrence • 535

-- No. 1, Pam Kelly • 593

Career Free Throw Attempts -- No. 5 • 583

-Just passed -- Adrienne Johnson • 563

-Chasing -- No. 4, Venus Lacy • 620

-- No. 3, Nora Lewis • 628

-- No. 2, Janice Lawrence • 792

-- No. 1, Pam Kelly • 965

Anna Larr Roberson

Career Points -- No. 42 | 1,057

-Just Passed -- Takeisha Lewis • 1,035

Chasing -- No. 41, LaQuan Stallworth • 1,062

-- No. 40, Danielle Whitehursts • 1,066

-- No. 39, Teresa Weatherspoon • 1,087

Career Free Throw Percentage -- No. 3 • 80.6%

-Just passed -- No. 4, Jasmine Bendolph • 79.8%

-Chasing -- No. 2, Amy Brown • 82.7%

-- No. 1, Brooke Lassiter • 91.5%

Career Double-Doubles -- No. 21 • 19

-Just passed -- Vickie Johnson & Belinda Jones • 18

-Chasing -- No. 20, Jo Sneed • 22

DEFENSIVE STATE OF MIND

LA Tech has been one of the best defensive teams in C-USA under Brooke Stoehr.

Through eight games this season, the Techsters rank No. 28 nationally (No. 1 C-USA) in scoring defense at 54.1 ppg and No. 33 in the country in defensive field-goal percentage (.349), which is good for No. 2 in C-USA.

FORCING TURNOVERS

Since the 2010-11 season the Lady Techsters have forced 111 opponents into 20 or more turnovers, including five times forcing teams into 30-plus turnovers.

Year	Turnovers in a Game	
	20+	30+
2022-22	3	0
2021-22	9	2 (Jarvis Christian College/UTEP - 33)
2020-21	6	0
2019-20	12	1 (McNeese State - 30)
2018-19	10	0
2017-18	12	0
2016-17	4	0
2015-16	6	1 (Southern Miss - 30)
2014-15	7	0
2013-14	5	0
2012-13	9	1 (San Jose State - 30)
2011-12	11	0
2010-11	17	0
Total	111	5

ITALIAN DISHSES

Sophomore guard, **Silvia Nativi** has been an assist machine so far in the 2022-23 season.

Nativi has 3 or more assists in six of eight games and and five or more in four games. She boasts 33 assists to only nine turnovers on the year.

Nativi ranks No. 7 in NCAA assist to turnover ratio at 3.67:1 (No. 1 in C-USA) and ranks No. 1 in C-USA in assists and assists per game at 4.1.

TOPS IN C-USA

Louisiana Tech ranks atop the league among Conference USA foes in several categories so far this season.

No. 1 Ranking in C-USA (national ranking)

- Scoring Defense -- 54.1 ppg (27th nationally)
- Assists -- 15.8 per game (74th nationally)

No. 2 Ranking in C-USA (national ranking)

- Defensive FG% -- 34.9 (33rd nationally)
- FG% -- 45.0 (51st nationally)
- FT% -- 76.0 (45th nationally)
- Assist:Turnover -- 1.06 (69th nationally)

Individually...

Anna Larr Roberson's 64 rebounds is No. 1 in C-USA

Keiunna Walker's 119 points, 45 FTA, 35 FTM all rank No. 3 in C-USA

Silvia Nativi leads in Assists (33), APG (4.1) & Assist:Turnover (3.67)

Silvia Nativi ranks No. 7 in the country in A:TO

PAINT JOBS

LA Tech has been dominant in the paint so far this season and rank as one of the most efficient teams in the country around the rim.

The Techsters are averaging 32.0 points per game in the paint and are +54 on the season over opponents.

At the Rim National Rankings

No. 9 in PPP -- 1.341

No. 6 in FG% -- 62.9

Around the Basket National Rankings

No. 9 in PPP -- 1.294

No. 14 FG% -- 61.2

BENCH-MARKS

LA Tech's bench has proved productive in 2022 averaging 24.1 points per game and are +43 on opponents so far this season.

The Techsters' bench has scored in double figures in all eight games and have hit 20+ in six of eight with a high-mark of 46 points against Central Baptist in the season opener.

HISTORIC NOTES

TAC DOMINATION

Over the past 40 seasons, Louisiana Tech has dominated opponents in the Thomas Assembly Center. Below are some impressive home numbers through the start of the 2022-23 season.

- * Home winning streaks of 52 and 62 games, which both rank in the Top 10 in NCAA history
- * Record of 506-96 all-time in the arena
- * Record of 217-48 in regular season conference games
- * Record of 15-2 in conference tournament games
- * 53-19 vs. ranked opponents
- * 33-0 in NCAA Tournament games
- * 47-2 in national postseason games

400 ROAD WINS

The Lady Techsters picked up their 400th road win in program history on Wednesday, Mar. 2 at Old Dominion (65-62). Historically, Tech boasts a 400-200 road record.

POST-SEASON HISTORY

With Louisiana Tech's bid to the 2022 WNIT, the Lady Techsters have now competed in 34 national postseason tournaments, including three AIAW Tournaments, 27 NCAA Tournaments and 4 WNITs. Tech participated as a member of the AIAW until 1981-82 when the NCAA took over women's basketball.

	NCAA	AIAW	WNIT
Appearances	27	3	4 (09, 17, 18, 22)
Final 4s	10	3	0
Title Games	6	2	0
Titles	2 (1981, 1988)	1 (1980)	0

DOWN BUT NOT OUT

Louisiana Tech has produced some great come-from-behind wins during its history, including a program record 21-point come-from-behind win over Old Dominion in 1989-90.

Top-10 Come-From-Behind Wins

Team	Margin	Result
1. Old Dominion (89-90)	-21	W, 72-71
2. Idaho (12-13)	-20	W, 67-58
3. Iowa (05-06)	-19	W, 95-91 (2OT)
3. Florida Atlantic (14-15)	-19	W, 73-68
5. UAB (14-15)	-18	W, 61-55
6. Houston (18-19)	-16	W, 100-88 (OT)
6. Prairie View (11-12)	-16	W, 89-83 (3OT)
6. Rice (04-05)	-16	W, 76-66
6. UAB (16-17)	-16	W, 64-63
10. Fresno State (04-05)	-15	W, 92-87 (2OT)
10. Lamar (90-91)	-15	W, 77-76

VICTORIOUS DESPITE LACK OF OFFENSE

Below is a list of the wins where LA Tech scored the fewest amount of points and still found a way to win.

1. 43-38 vs. Little Rock (Dec. 2, 2019)
2. 48-36 vs. Oklahoma (March 18, 1995)
3. 50-42 vs. UNO (March 11, 1994)
3. 50-42 vs. ULL (March 5, 1986)
3. 50-39 vs. Little Rock (Dec. 20, 2013)

HISTORIC NOTES

FEWEST POINTS SCORED

1. 26 vs. Texas A&M (77-26) on Dec. 4, 2012
2. 35 vs. Tennessee (60-35) on Dec. 4, 2002
3. 37 vs. Charlotte (55-37) on Jan. 31, 2020
4. 38 vs. Middle Tennessee (75-38) on Jan. 12, 2019
5. 41 vs. LSU (51-41) on Dec. 15, 2008
6. 42 vs. Boise State (52-42) on Jan. 25, 2009
6. 42 vs. Mississippi State (72-42) on Dec. 3, 2008
8. 43 vs. Little Rock (43-38) on Dec. 2, 2019
9. 44 vs. Southeastern Louisiana (81-44) on Feb. 8, 1975
9. 44 vs. Tennessee (67-44) on March 29, 1987
9. 44 vs. LSU (61-44) on Dec. 30, 2006
9. 44 vs. Southern Miss (57-44) on Jan. 30, 2021
9. 44 at Ole Miss (62-44) on Nov. 19, 2021
9. 44 at Marshall (62-44) on Dec. 30, 2021

BASKETBALL HALL OF FAMERS

A total of nine former Louisiana Tech coaches and/or players have been enshrined into the Women's Basketball Hall of Fame. The list is a who's who of Louisiana Tech's women's basketball lore. Leon Barmore, Teresa Weatherspoon and Kim Mulkey are also a part of the Naismith Memorial Basketball Hall of Fame.

	WBB HOF	Naismith HOF
Kim Mulkey	Class of 2000	Class of 2020
Leon Barmore	Class of 2003	Class of 2003
Janice Lawrence	Class of 2006	
Pam Kelly	Class of 2007	
Sonja Hogg	Class of 2009	
Teresa Weatherspoon	Class of 2010	Class of 2019
Gary Blair	Class of 2013	
Kurt Budke	Class of 2014	
Sue Donohoe	Class of 2020	

KODAK/STATE FARM FACTORY

Louisiana Tech boasts **16** Kodak/State Farm All-Americans in its history.

Player	Year
Tamicha Jackson	2000
Amanda Wilson	1999
Debra Williams	1996
Vickie Johnson	1995, 1996
Venus Lacy	1990
Nora Lewis	1989
Teresa Weatherspoon	1987, 1988
Pam Gant	1985
Janice Lawrence	1983, 1984
Angela Turner	1982
Pam Kelly	1980, 1981, 1982

WADE TROPHY WINNERS

Louisiana Tech also boasts **three** Wade Trophy recipients. Named after 3-time national champion Delta State coach Margaret Wade, it is annually presented to the best player in the country (debut in 1978). LA Tech's three recipients of the award are **Pam Kelly** (1981-82), **Janice Lawrence** (1983-84) and **Teresa Weatherspoon** (1987-88).

Programs with most Wade Trophy Recipients

1. UConn	8
2. LA Tech	3
2. Old Dominion	3
2. Texas	3
2. Baylor	3

HISTORIC NOTES

1,000-WIN CLUB

Louisiana Tech is one of the winningest programs in the history of the game. LA Tech won its 1000th game defeating Nevada 66-59 on March 11, 2011 in the semifinals of the 2011 WAC Tournament in Las Vegas.

Program Wins (Entering 22-23)	Current Wins (Through 21-22)
1. Tennessee (1426)	1426
2. Connecticut (1240)	1240
3. Stanford (1181)	1181
4. James Madison (1176)	1176
5. Louisiana Tech (1174)	1174
6. Stephen F. Austin (1155)	1155
7. Texas (1157)	1157
8. Old Dominion (1217)	1121
9. Ohio State (1099)	1099
10. Maryland (1078)	1078

WINNING AT A HIGH PERCENTAGE

Louisiana Tech ranks No. 4 all-time in the history of women's basketball in winning percentage. The Lady Techsters have won .758 percent of its games (through end of 2021-22 season). Tech trails only Connecticut, Tennessee, and Stanford.

Program	Pct (End of 2021-22 season)
1. UConn	.799 (1240-312)
2. Tennessee	.798 (1426-360)
3. Stanford	.773 (1181-346)
4. LA Tech	.758 (1174-374)
5. Notre Dame	.739 (1046-370)
6. Green Bay	.737 (1058-378)
7. Texas	.731 (1157-426)
8. SFA	.710 (1155-471)
9. Maryland	.709 (1078-443)
10. South Dakota State	.705 (1068-447)

43 OF 48

Since the program's inception in 1974, Louisiana Tech has recorded 43 winning seasons (out of 48). The only losing seasons in the history of the program came in 2012-13 (14-17), 2013-14 (12-20), 2015-16 (14-16) and 2018-19 (14-16). Tech posted its first ever .500 season in 2019-20 when the Lady Techsters went 15-15.

TOUGHEST PLACES TO PLAY

Louisiana Tech is one of the hardest places in the country to play in women's basketball as the Lady Techsters have won 85.32 percent of their games in Ruston since the program's inception in 1974, third only to Knoxville, Tenn. and Stanford, Calif. Records are **through the end of the 2021-22 season.**

Cities (Program)	Record	Percentage
1. Knoxville, Tenn. (Tennessee)	SEC 645-76	89.46%
2. Stanford, Calif. (Stanford)	Pac-12 588-96	85.96%
3. Ruston, La. (Louisiana Tech)	C-USA 593-102	85.32%
4. Missoula, Mont. (Montana)	Big Sky 590-111	84.17%
5. South Bend, Ind. (Notre Dame)	ACC 508-106	82.74%
6. Austin, Texas (Texas)	Big 12 616-131	82.46%
7. Bowling Green, Kent. (WKU)	C-USA 544-127	81.07%
8. College Park, Md. (Maryland)	Big Ten 581-137	80.92%
9. Salt Lake City, Utah (Utah)	Pac-12 519-128	80.22%
10. Grand Forks, N.D. (N Dakota)	Summit 522-134	79.57%

HISTORIC NOTES

MILESTONE WINS

Louisiana Tech recorded win No. 1,100 in its program's history with an 87-50 victory over Alcorn State on Dec. 29, 2017. Below is a list of milestone wins for Louisiana Tech in the program's history.

Milestone	Opponent	Score	Year
No. 1	LSU	97-83	1974-75
No. 100	Southern	105-84	1978-79
No. 200	Oral Roberts	95-53	1981-82
No. 300	Oral Roberts	78-59	1894-82
No. 400	Holy Cross	79-51	1988-85
No. 500	Alabama	93-72	1992-93
No. 600	Western Kentucky	89-49	1995-96
No. 700	New Orleans	97-57	1998-99
No. 800	New Mexico	67-54	2002-03
No. 900	Iowa	77-59	2006-07
No. 1000	Nevada	66-59	2010-11
No. 1100	Alcorn State	87-50	2017-18
No. 1200	???		

MILESTONES IN RUSTON

Since the program's inception in 1974, Louisiana Tech has won 500 games in the city of Ruston between the old Memorial Gym and the Thomas Assembly Center. Below is a list of Tech's milestone wins in Ruston.

No. 1	Tech 97, LSU 83 Jan. 24, 1975 Memorial Gym
No. 50	Tech 93, LSU 61 Feb. 2, 1980 Memorial Gym
No. 90	Tech 82, Kentucky 60 March 20, 1982 Memorial Gym (Last in arena)
No. 91	Tech 83, Alabama 56 Dec. 9, 1982 Thomas Assembly Center (1st in arena)
No. 100	Tech 94, South Carolina 54 Jan. 15, 1983 Thomas Assembly Center
No. 200	Tech 109, Lamar 49 March 11, 1989 Thomas Assembly Center
No. 300	Tech 84, Southern Miss 46 March 18, 1996 Thomas Assembly Center
No. 400	Tech 87, Fresno State 62 Feb. 13, 2003 Thomas Assembly Center
No. 500	Tech 64, New Mexico State 50 Feb. 25, 2012 Thomas Assembly Center
No. 600	???

MILESTONE WINS AT TAC

Louisiana Tech surpassed its 500th win at the Thomas Assembly Center. LA Tech is at 503 wins and only 96 losses in the facilities history.

No. 1	LA Tech 83, Alabama 56, Dec. 9, 1982
No. 100	LA Tech 88, Stephen F. Austin 54, an. 17, 1989
No. 200	LA Tech 111, UL-Lafayette 36, Jan. 10, 1996
No. 300	LA Tech 95, Nevada 65, March 2, 2002
No. 400	LA Tech 62, San Jose State 53, Feb. 19, 2011
No. 500	LA Tech 68, UTEP 65, Feb. 7, 2022

HISTORIC NOTES

WNBA FACTORY

Adrienne Johnson became the 16th Louisiana Tech player selected in the WNBA Draft in 2011 as she was taken with the 28th overall selection (4th in the third round) by the Connecticut Sun. Tech has had a total of **21** former players that have played in the WNBA (includes free agent signees).

Year	Player	Team (Round)
2011	Adrienne Johnson	Connecticut Sun (3rd)
2010	Shanavia Dowdell	Washington Mystics (2nd)
2005	Erica Smith-Taylor	Washington Mystics (2nd)
2004	Amisha Carter	New York Liberty (2nd)
2004	Trina Frierson	Seattle Storm (2nd)
2003	Cheryl Ford	Detroit Shock (1st)
2002	Ayana Walker	Detroit Shock (2nd)
2002	Takeisha Lewis	Seattle Storm (3rd)
2000	Betty Lennox	Minnesota Lynx (1st)
2000	Tamicha Jackson	Detroit Shock (1st)
2000	Shaka Massey	Charlotte Sting (4th)
1999	Amanda Wilson	Phoenix Mercury (4th)
1999	Alisa Burras*	Portland Fire (1st)*
1997	Vickie Johnson	New York Liberty (2nd)
1997	Racquel Spurlock	Houston Comets (3rd)
1997	Debra Williams	Charlotte Sting (3rd)

*, Expansion Draft

Additional Techsters in WNBA (free agent, supplemental drafts)

Teresa Weatherspoon, New York Liberty

Monica Maxwell, Washington Mystics

Venus Lacy, New York Liberty

Janice Lawrence, Cleveland Rockers

LaShawn Brown, Washington Mystics

HISTORIC NOTES

OVERTIME HISTORY

Tech is 25-21 all-time in OT games. Below is a list of LA Tech's all-time overtime results.

OT History	Overall	Home	Road	Neutral	League
Overall:	25-21	5-7	15-11	5-3	14-10
1 OT	20-20	4-7	13-10	3-3	11-9
2 OT	3-0	1-0	1-0	1-0	2-0
3 OT	2-1	0-0	1-1	1-0	1-1
1974-75	Northwestern State	L 86-77			Neutral
1974-75	Northwestern State	W 87-83			Neutral
1976-77	Southeastern LA	L 104-102			Ruston
1977-78	Kansas	W 90-82			Neutral
1979-80	Rutgers	W 89-83			Piscataway
1984-85	ULM	W 79-77			Ruston
1984-85	Southern Cal	W 83-79			Los Angeles
1986-87	Long Beach State	L 99-95			Long Beach
1987-88	Texas	W 83-80			Austin
1988-89	Tennessee	L 62-61			Neutral
1990-91	Texas Tech	L 79-67			Lubbock
1990-91	Stephen F. Austin	L 77-74			Ruston
1991-92	Western Kentucky	L 72-66			Bowling Green
1991-92	Northern Illinois	L 77-71			DeKalb
1992-93	Ole Miss	W 68-64			Oxford
1993-94	Western Kentucky	W 87-82			Bowling Green
1995-96	Connecticut	W 83-81			Neutral
2003-04	Rice	L 87-84			Houston
2004-05	Illinois	L 71-65			Ruston
2004-05	Hawaii	L 79-78			Honolulu
2004-05	Fresno State	W 92-87 2ot			Neutral
2005-06	Iowa	W 95-91 2ot			Ruston
2005-06	Hawaii	W 71-66			Honolulu
2008-09	Utah State	W 90-82			Logan
2008-09	Idaho	W 67-63			Moscow
2008-09	Nevada	L 91-88			Reno
2009-10	Idaho	W 74-71			Ruston
2009-10	Fresno State	L 81-78			Ruston
2010-11	Hawaii	W 74-69			Honolulu
2010-11	Fresno State	W 94-92 3ot			Fresno
2010-11	Fresno State	W 90-84			Ruston
2011-12	Prairie View	W 89-83 3ot			Neutral
2012-13	Denver	W 82-77 2ot			Denver
2012-13	Utah State	L 76-75			Ruston
2013-14	Tulsa	W 82-75			Tulsa
2014-15	Southern Miss	L 79-77			Ruston
2015-16	UTSA	W 82-72			San Antonio
2015-16	Rice	L 72-67			Birmingham
2016-17	Clemson	L 78-67			Clemson
2016-17	Rice	W 70-67			Houston
2016-17	SMU	L 75-70			Dallas
2018-19	Houston	W, 100-88			Ruston
2018-19	Marshall	L, 90-88 3ot			Huntington
2019-20	North Texas	L, 74-69			Denton
2019-20	Rice	L, 73-60			Ruston
2020-21	Marshall	W, 61-51			Huntington

TEAM GAME RECORDS

MOST POINTS SCORED

1. 130 by Tech vs. Cleveland St., 12-28-98
2. 126 by Tech vs. UTPA, 2-18-89
3. 124 by Tech vs. UL-Lafayette, 3-9-90

FEWEST POINTS

1. 24 by UCLA vs. Tech, 1-4-84
2. 25 by UTPA vs. Tech, 2-18-89
3. 29 by St. John vs. Tech, 12-1-95

FIELD GOALS ATTEMPTED

1. 96 by Tech vs. Alcorn State, 12-4-92
2. 95 by Tech vs. UTPA, 2-24-96
3. 94 by Tech vs. Texas Tech, 1-13-88

FIELD GOALS MADE

1. 55 by Tech vs. Cleveland St., 12-28-98
2. 53 by Tech vs. Arkansas St., 12-11-87
3. 48 by Tech vs. U.S. International, 12-12-86

FIELD GOAL PERCENTAGE

1. 69.1 by Tech (34-49) vs. Tenn., 12-14-82
2. 68.1 by Tech (47-61) vs. Lamar, 1-30-88
3. 66.0 by Tech (35-53) vs. UTA, 11-24-97

THREE-POINT FIELD GOALS ATTEMPTED

1. 37 by Florida Atlantic, 1-22-14
2. 34 by Tech vs. Illinois, 12-4-04
3. 32 by Idaho vs. Tech 1-30-10

THREE-POINT FIELD GOALS MADE

1. 14 by Tech vs. USM, 2-17-17
2. 12 by New Orleans vs. Tech, 3-6-98
2. 12 by Tech vs. UTPA, 2-23-91
4. 11 by Tech vs. South Ala., 2-6-99
4. 11 by W. Kentucky vs. Tech 2-10-95

THREE-POINT FIELD GOAL PERCENTAGE

- (minimum 10 attempted)
1. 70.0 by Tech (7-10) vs. UTSA, 2-1-14
 2. 64.7 by Tech (11-17) vs. So. Ala., 2-6-99
 3. 63.6 by Penn St. (7-11) vs. Tech, 3-14-99
 3. 63.6 by Tennessee (7-11) vs. Tech, 2-5-91

FREE THROWS ATTEMPTED

1. 50 by Tech vs. UCLA, 1-4-84
2. 49 by Tech vs. Lamar, 1-17-98
3. 48 by Tech vs. San Diego State, 1-13-86

FREE THROWS MADE

1. 33 by Tech vs. Lamar, 1-17-98
1. 33 by Tech vs. San Diego State, 1-13-86
3. 32 by Tech vs. UCLA, 1-4-84
3. 32 by Tech vs. NMSU 1-16-10
3. 32 by SJSU vs. Tech, 1-24-13

FREE THROW PERCENTAGE

- (minimum 10 attempted)
1. 100.0 by ULL (12-12) vs. Tech, 1-10-96
 1. 100.0 by W. Kentucky (10-10) vs. Tech, 12-3-83
 3. 100.0 by Marshall (10-10) vs. Tech, 3-3-16

REBOUNDS

1. 74 by Tech vs. UTPA, 1-18-90
1. 74 by Tech vs. SMU, 2-16-02
3. 72 by Tech vs. UL-Lafayette, 2-4-89

ASSISTS

1. 37 by Tech vs. UL-Lafayette, 3-9-90
2. 34 by Tech vs. Arkansas State, 12-11-87
3. 33 by Tech vs. South Alabama, 1-12-98

STEALS

1. 27 by Tech vs. SLU, 12-5-84
2. 26 by Tech vs. Arkansas State, 1-14-99
3. 25 by Tech vs. UL-Lafayette, 1-8-98
3. 25 by Tech vs. McNeese State, 1-17-83

BLOCKED SHOTS

1. 17 by Tech vs. Nicholls State, 11-26-08
2. 15 by Tech vs. Miss. College, 11-30-83
2. 15 by Idaho vs. Tech, 1-12-12

INDIVIDUAL GAME RECORDS

MOST POINTS

1. 50 Kierra Anthony, Tech vs. UH, 11-14-18
2. 47 Sheila Ethridge, Tech vs. UTPA, 2-23-91
3. 46 Crystal Smith, Iowa vs. Tech, 11-22-05
4. 45 Kierra Anthony, Tech vs. USM, 2-9-19
5. 44 Anna Larr Roberson vs. Rice, 2-24-22

MOST FIELD GOALS ATTEMPTED

1. 39 Sheila Ethridge, Tech vs. Tenn., 2-5-91
2. 36 Kim Perrot, UL-Lafayette vs. Tech, 3-9-90
3. 31 Sheila Ethridge, Tech vs. Lamar, 3-9-91
3. 30 Keiunna Walker, Tech vs. Rice, 2-24-22
4. 30 Kim Perrot, UL-Lafayette vs. Tech, 2-22-90
4. 30 Kierra Anthony, Tech vs. USM, 2-9-19

MOST FIELD GOALS MADE

1. 20 Anna Larr Roberson, Tech vs. Rice, 2-24-22
1. 20 Belinda Jones, Tech vs. New Orleans, 1975
3. 19 Kierra Anthony, Tech vs. UH, 11-14-18
4. 18 Sheila Ethridge, Tech vs. UTPA, 2-23-91
5. 17 Kierra Anthony, Tech vs. USM, 2-9-19
5. 17 Pam Gant, Tech vs. Penn State, 1-7-85

MOST THREE-POINT FIELD GOALS ATTEMPTED

1. 23 Sheila Ethridge, Tech vs. Tenn., 2-5-91
2. 20 Kim Perrot, UL-Lafayette, vs. Tech, 3-9-90
3. 19 Kim Sitzman, UALR, vs. Tech 12-22-08
4. 17 Sheila Ethridge, Tech vs. UTEP, 2-23-91
4. 17 Victoria Morris, ODU vs. Tech, 1-26-18

MOST THREE-POINT FIELD GOALS MADE

1. 10 Sheila Ethridge, Tech vs. UTEP, 2-23-91
2. 8 Sheila Ethridge, Tech vs. Tenn., 2-5-91
3. 7 Sonja Tate, Ark. State vs. Tech, 2-15-93
3. 7 Abby Vaughan, Boise St., vs. Tech, 1-3-02
3. 7 Ashley Bastian, Boise St. vs. Tech, 2-15-03
3. 7 Brietta Thomas, Tech vs. Boise St., 3-3-11
3. 7 Victoria Vivians, Miss St vs. Tech, 12-13-15
3. 7 Taylor Stahly, Tech vs. Charlotte, 1-19-19

MOST FREE THROWS ATTEMPTED

1. 21 Shantel Hardison, Tech vs. Lamar, 2-15-92
2. 17 Venus Lacy, Tech vs. Virginia, 12-10-88
3. 16 Kim Young, Southern Miss vs. Cleveland State, 12-29-98
3. 16 Venus Lacy, Tech vs. LSU, 3-23-89
3. 16 Tasha Williams, Tech vs. Rice, 1-1-05
3. 16 Tasha Williams, Tech vs. Ole Miss, 12-20-05
3. 16 Adrienne Johnson, Tech vs. Utah State, 1-20-11
3. 16 Sophie Taylor, HBU vs. Tech, 12-21-17

MOST FREE THROWS MADE

1. 16 Adrienne Johnson, Tech vs. Utah State, 1-20-11
2. 15 Tasha Williams, Tech vs. Rice, 1-1-05
2. 15 Shantel Hardison, Tech vs. Lamar, 2-15-92
4. 14 Kierra Anthony, Tech vs. UH, 11-14-18

MOST REBOUNDS

1. 23 Cheryl Ford, Tech vs. SMU, 3-6-03
2. 22 Cindy Brown, Long Beach State vs. Tech, 1-10-86
3. 21 Uirannah Jackson, Lamar vs. Tech, 2-15-92
3. 21 Amisha Carter, Tech vs. UTEP, 1-31-04
3. 21 Ty Moore, Tech vs. Nevada, 2-9-06

MOST ASSISTS

1. 17 Teresa Weatherspoon, Tech vs. UL-Monroe, 2-22-85
2. 16 Teresa Weatherspoon, Tech vs. Texas Tech, 2-1-86
3. 15 Kim Mulkey, Tech vs. Western Kentucky, 12-3-83
3. 15 Teresa Weatherspoon, Tech vs. Auburn, 1-12-85
3. 15 Teresa Weatherspoon, Tech vs. UL-Monroe, 1-6-87
3. 15 Shantel Hardison, Tech vs. UL-Lafayette, 3-9-90
3. 15 Jasmine Bendolph, Tech vs. Nevada, 2-2-12

MOST BLOCKED SHOTS

1. 14 by Alyssa Shriver, Tulsa vs. Tech,
2. 8 Shanavia Dowdell, LA Tech vs. Nicholls State, 11-26-08
3. 7 Cassandra Barker, UL-Monroe vs. Tech, 1-11-93
3. 7 Ashley Walters, Idaho vs. Tech, 1-12-12

MOST STEALS

1. 10 Tasha Williams, Tech vs. Boise St., 3-1-03
1. 10 Tasha Williams, Tech vs. Hawaii, 3-4-06
1. 10 LaQuan Stallworth, Tech vs. South Alabama, 1-12-98
1. 10 Teresa Weatherspoon, Tech vs. UCLA, 1-4-86
5. 9 Teresa Weatherspoon, Tech vs. Cal State-Long Beach, 1-10-86

TEAM SINGLE GAME RECORDS

POINTS BY TECH

1. 130	vs. Cleveland St.	(98-99)
2. 126	vs. UTPA	(88-89)
3. 124	vs. UL-Lafayette	(89-90)
4. 121	vs. New Orleans	(80-81)
4. 121	vs. Central Florida	(89-90)
6. 119	vs. Lamar	(97-98)
7. 118	vs. New Orleans	(97-98)
8. 116	vs. UL-Monroe	(74-75)
9. 115	four times	

POINTS BY OPPONENT

1. 117	by Miss. College	(76-77)
2. 106	by Southeastern	(76-77)
3. 104	by Southeastern	(76-77)
4. 99	by Long Beach St.	(86-87)
4. 99	by Alabama	(93-94)
6. 96	by Georgia Tech	(15-16)
6. 95	by Delta State	(76-77)
6. 95	by Virginia	(13-14)
6. 95	by UAB	(18-19)
9. 94	by Texas	(76-77)
9. 94	by Tennessee	(93-94)
9. 94	by W. Kentucky	(99-00)
9. 94	by Tennessee	(08-09)

REBOUNDS BY TECH

1. 96	vs. UL-Monroe	(74-75)
2. 91	vs. New Orleans	(75-76)
3. 76	vs. Miss. College	(76-77)
4. 74	vs. Southern	(78-79)
4. 74	vs. UTPA	(89-90)
4. 74	vs. SMU	(01-02)
7. 73	vs. Tulane	(76-77)
8. 72	vs. LSU	(76-77)
8. 72	vs. UL-Lafayette	(88-89)
10. 71	twice	

REBOUNDS BY OPPONENT

1. 71	by NW (La.) St.	(74-75)
1. 71	by Southern	(75-76)
3. 70	by UL-Monroe	(74-75)
4. 68	by Miss. College	(76-77)
5. 66	by LSU	(74-75)
5. 66	by Southeastern	(74-75)
6. 66	by Miss. College	(75-76)
8. 63	by LSU	(77-78)
9. 61	by New Orleans	(74-75)
10. 60	four times	

ASSISTS BY TECH

1. 37	vs. UL-Lafayette	(89-90)
2. 34	vs. Arkansas State	(87-88)
3. 33	vs. Hawaii	(79-80)
3. 33	vs. McNeese State	(81-82)
3. 33	vs. Texas A&M	(86-87)
3. 33	vs. South Alabama	(97-98)
7. 32	vs. UL-Monroe	(76-77)
7. 32	vs. McNeese State	(79-80)
7. 32	vs. US International	(86-87)
10. 31	nine times	

ASSISTS BY OPPONENT

1. 33	by Delta State	(76-77)
2. 31	by UAB	(18-19)
3. 26	by Connecticut	(99-00)
3. 26	by Marquette	(10-11)
3. 26	by Rice	(13-14)
6. 25	by LSU	(77-78)
6. 25	by Valdosta State	(77-78)
6. 25	by Texas	(17-18)
9. 24	by Southeastern	(76-77)
9. 24	by Texas A&M	(79-80)
9. 24	by Texas A&M	(13-14)
9. 24	by Mississippi State	(15-16)

STEALS BY TECH

1. 31	vs. UL-Lafayette	(98-99)
2. 27	vs. UL-Monroe	(81-82)
2. 27	vs. UL-Lafayette	(84-85)
4. 26	vs. Arkansas State	(88-89)
4. 26	vs. UALR	(99-00)
4. 25	vs. New Orleans	(80-81)
7. 25	vs. UL-Lafayette	(97-98)
8. 24	six times	

STEALS BY OPPONENT

1. 22	by Tennessee	(06-07)
1. 22	by Fresno State	(10-11)
3. 21	by Auburn	(17-18)
4. 19	by Houston	(10-11)
5. 18	by NW (La.) State	(77-78)
5. 18	by UL-Monroe	(77-78)
5. 18	by Nicholls State	(16-17)
5. 18	by Clemson	(17-18)
9. 17	by Memphis State	(78-79)
9. 17	by McNeese State	(79-80)
9. 17	by San Diego St.	(84-85)
9. 17	by Nevada	(08-09)
9. 17	by Mississippi State	(09-10)
9. 17	by Seattle	(12-13)
9. 17	by Nicholls St.	(15-16)

BLOCKS BY TECH

1. 17	vs. Nicholls State	(08-09)
2. 15	vs. Miss. College	(83-84)
2. 15	vs. Nicholls State	(87-88)
4. 14	vs. Miss. College	(86-87)
5. 13	vs. Southern Calif.	(84-85)
5. 13	vs. Miami	(85-86)
7. 12	vs. Memphis State	(78-79)
8. 11	vs. Nebraska	(79-80)
8. 11	vs. San Diego St.	(84-85)
8. 11	vs. UL-Lafayette	(89-90)
8. 11	vs. North Texas	(00-01)

BLOCKS BY OPPONENT

1. 15	by Idaho	(11-12)
2. 14	by Old Dominion	(81-82)
2. 14	by Tulsa	(01-02)
2. 14	by Rice	(03-04)
2. 14	by Marshall	(20-21)
6. 13	by Tulsa	(03-04)
7. 11	by UL-Monroe	(92-93)
7. 11	by Duke	(03-04)
7. 11	by Tennessee	(07-08)
10. 10	13 Different Times	

TURNOVERS BY TECH

1. 37	vs. NW (La.) State	(76-77)
2. 35	vs. Panola JC	(75-76)
2. 35	vs. Southern	(77-78)
2. 35	vs. McNeese State	(79-80)
2. 35	vs. Fresno State	(10-11)
6. 34	vs. Nicholls State	(75-76)
6. 34	vs. NW (La.) State	(76-77)
8. 33	vs. Panola JC	(77-78)
9. 32	vs. NW (La.) State	(75-76)
9. 32	vs. New Orleans	(75-76)
9. 32	vs. Texas	(76-77)

TURNOVERS BY OPPONENT

1. 45	by UL-Monroe	(81-82)
2. 43	by Nicholls State	(75-76)
2. 43	by McNeese State	(82-83)
4. 42	by La. College	(75-76)
4. 42	by Nicholls State	(76-77)
6. 41	by UL-Lafayette	(98-99)
6. 41	by UALR	(99-00)
8. 40	by Ouachita Bapt.	(75-76)
8. 40	by SFA	(02-03)
10. 39	five times	

FIELD GOALS MADE BY TECH

1. 55	vs. Cleveland St.	(98-99)
2. 53	vs. Arkansas State	(87-88)
2. 53	vs. UL-Lafayette	(89-90)
4. 52	vs. UL-Monroe	(74-75)
4. 52	vs. New Orleans	(80-81)
6. 48	vs. McNeese State	(81-82)
6. 48	vs. US International	(86-87)
6. 48	vs. UTPA	(88-89)
6. 48	vs. UTPA	(87-88)
10. 47	three times	

FIELD GOALS MADE BY OPPONENT

1. 44	by Southeastern	(76-77)
2. 41	by Miss. College	(76-77)
3. 40	by LSU	(74-75)
3. 40	by Southeastern	(76-77)
3. 40	by Texas	(76-77)
3. 39	by Tennessee	(79-80)
7. 38	by LSU	(79-80)
7. 38	by Oral Roberts	(11-12)
9. 37	seven times	

FIELD GOALS ATTEMPTED BY TECH

1. 112	vs. UL-Monroe	(74-75)
2. 103	vs. Nicholls State	(74-75)
3. 101	vs. UL-Monroe	(74-75)
4. 99	vs. UL-Monroe	(74-75)
5. 98	vs. NW (La.) State	(74-75)
6. 97	vs. Miss. College	(76-77)
6. 97	vs. Central Florida	(89-90)
8. 96	vs. Alcorn State	(82-83)
9. 95	four times	

FIELD GOALS ATTEMPTED BY OPPONENT

1. 104	by NW (La.) State	(76-77)
2. 101	by Miss. College	(76-77)
3. 95	by LSU	(74-75)
4. 94	by Southern	(79-80)
5. 92	by LSU	(74-75)
5. 92	by Southern	(77-78)
7. 89	by NW (La.) State	(75-76)
7. 89	by Texas	(76-77)
9. 88	by NW (La.) State	(75-76)
9. 88	by NW (La.) State	(76-77)

3-POINTERS MADE BY TECH

1. 14	vs. Southern Miss	(17-18)
2. 13	vs. Southern Miss	(18-19)
3. 12	vs. Middle Tenn	(19-20)
3. 12	vs. North Texas	(14-15)
3. 12	vs. UTPA	(90-91)

6. 11	vs. UTEP	(13-14)
6. 11	vs. Arizona	(98-99)
6. 11	vs. South Alabama	(98-99)
6. 11	vs. W. Kentucky	(99-00)
6. 11	vs. Boise State	(04-05)
6. 11	vs. Charlotte	(18-19)
6. 11	vs. Missouri State	(18-19)
6. 11	vs. Arkansas St	(18-19)
6. 11	vs. UTEP	(19-20)

3-POINTERS MADE BY OPPONENT

1. 17	by UAB	(18-19)
2. 15	by Middle Tennessee	(21-22)
2. 15	by Fresno State	(11-12)
4. 14	by Rice	(20-21)
5. 13	by Fresno State	(07-08)
5. 13	by Rice	(18-19)
7. 12	by New Orleans	(97-98)
7. 12	by SMU	(03-04)
7. 12	by Fresno State	(07-08)
7. 12	by Fresno State	(08-09)
7. 12	by McNeese State	(08-09)

3-POINTERS ATTEMPTED BY TECH

1. 36	vs. NW (La.) State	(14-15)
2. 34	vs. Illinois	(04-05)
3. 31	vs. UTSA	(19-20)
3. 31	vs. Marshall	(19-20)
5. 30	vs. Tennessee	(90-91)
6. 29	vs. Marshall	(20-21)
7. 28	vs. Southern Miss	(17-18)
8. 27	vs. Houston Baptist	(17-18)
8. 27	vs. Missouri State	(18-19)
10. 26	Numerous Times	

3-POINTERS ATTEMPTED BY OPPONENT

1. 42	by Nicholls State	(16-17)
2. 40	by Fresno State	(11-12)
3. 38	by Middle Tennessee	(21-22)
4. 37	by Florida Atlantic	(13-14)
4. 37	by Fresno State	(08-09)
4. 37	by Rice	(16-17)
7. 35	by UAB	(18-19)
8. 34	by Fresno State	(11-12)
9. 33	by Fresno State	(07-08)
10. 32	by SMU	(03-04)
10. 32	by Idaho	(09-10)

FREE THROWS MADE BY TECH

1. 40	vs. McNeese	(21-22)
2. 34	vs. Auburn	(83-84)
2. 34	vs. UL-Monroe	(93-94)
2. 34	vs. New Orleans	(99-00)
5. 33	vs. NW (La.) State	(80-81)
5. 33	vs. San Diego St.	(85-86)
5. 33	vs. Lamar	(97-98)
8. 32	vs. UCLA	(83-84)
8. 32	vs. S. F. Austin	(84-85)
8. 32	vs. NMSU	(09-10)

FREE THROWS MADE BY OPPONENT

1. 36	by UL-Monroe	(85-86)
2. 35	by Miss. College	(76-77)
3. 33	by UTEP	(14-15)
3. 33	by Mississippi State	(14-15)
3. 33	by W. Kentucky	(05-06)
6. 32	by San Jose State	(12-13)
7. 31	by Lamar	(90-91)
7. 31	by Tennessee	(91-92)
7. 31	by Seattle	(12-13)
10. 29	by Auburn	(89-90)
10. 29	by Tennessee	(92-93)
10. 29	by Tennessee	(01-02)

FREE THROWS ATTEMPTED BY TECH

1. 51	vs. UTSA	(15-16)
2. 50	vs. UCLA	(83-84)
3. 49	vs. Lamar	(97-98)
4. 48	vs. San Diego St.	(85-86)
5. 47	vs. NMSU	(09-10)
6. 46	vs. McNeese	(21-22)
6. 46	vs. Cal Poly Pomona	(84-85)
6. 46	vs. Virginia	(88-89)
6. 46	vs. Alabama	(89-90)
10. 45	vs. S. F. Austin	(84-85)
10. 45	vs. Miss. Valley St.	(89-90)
10. 45	vs. UL-Monroe	(90-91)

FREE THROWS ATTEMPTED BY OPPONENT

1. 46	by Mississippi State	(14-15)
2. 45	by UL-Monroe	(74-75)
2. 45	by W. Kentucky	(05-06)
4. 42	by San Diego	(91-92)
5. 41	by Miss. College	(76-77)
5. 41	by Southeastern	(80-81)
5. 41	by New Orleans	(90-91)
8. 40	Nine Different Times	

LARGEST MARGINS OF VICTORY

1. 101	vs. UT-Pan American	(126-25) on Feb. 18, 1989
2. 88	vs. Morgan State	(109-21) on Dec. 17, 1993
3. 83	vs. UT-Pan American	(111-28) on Jan. 28, 1989
4. 79	vs. Arkansas State	(108-29) on March 10, 1989
5. 77	vs. UT-Pan American	(115-38) on Feb. 14, 1998
6. 75	vs. Cleveland State	(130-55) on Dec. 28, 1998
6. 75	vs. UL-Lafayette	(111-36) on Jan. 10, 1996
8. 73	vs. UL-Lafayette	(124-51) on March 9, 1990
9. 72	vs. UL-Lafayette	(106-34) on Jan. 14, 1976
10. 71	on three separate occasions	

LARGEST MARGINS OF DEFEAT

1. 51	vs. Texas A&M	(77-26) on Dec. 4, 2012
2. 37	vs. Southeastern Louisiana	(81-44) on Feb. 8, 1975
2. 37	vs. Middle Tennessee	(75-38) on Jan. 12, 2019
4. 36	vs. Rice	(78-42) on March 2, 2019
4. 36	vs. Arizona State	(80-44) on Dec. 1, 2018
6. 35	vs. Tennessee	(94-59) on Nov. 23, 2009
7. 34	vs. Tennessee	(94-60) on Dec. 22, 1993
7. 34	vs. Texas	(88-54) on Nov. 30, 2017
8. 31	vs. LSU	(76-45) on Dec. 16, 2008
8. 31	vs. East Carolina	(86-55) on Jan. 18, 2013

MOST POINTS SCORED

1. 130	vs. Cleveland State	(130-55) on Dec. 28, 1998
2. 126	vs. Texas-Pan American	(126-25) on Feb. 18, 1989
3. 124	vs. UL-Lafayette	(124-51) on March 9, 1990
4. 121	vs. UCF	(121-57) on Feb. 26, 1990
5. 121	vs. New Orleans	(121-59) on Feb. 26, 1981
6. 119	vs. Lamar	(119-51) on Jan. 17, 1998
7. 118	vs. New Orleans	(118-50) on Feb. 11, 1998
8. 116	vs. UL-Monroe	(116-66) on Feb. 17, 1975
9. 115	on four separate occasions	

FEWEST POINTS SCORED

INDIVIDUAL SINGLE GAME RECORDS

POINTS

- 50 Kierra Anthony (18-19) vs. Houston
- 47 Sheila Ethridge (90-91) vs. UTPA
- 45 Kierra Anthony (18-19) vs. Southern Miss
- 45 Kelia Shelton (12-13) vs. UTSA
- 44 Anna Larr Roberson (21-22) vs. Rice
- 43 LaVerne Henderson (74-75) vs. Nicholls St.
- 43 Belinda Jones (74-75) vs. New Orleans
- 42 Pam Gant (84-85) vs. Penn State
- 42 Sheila Ethridge (90-91) vs. Tennessee
- 41 Belinda Jones (74-75) vs. UL-Monroe
- 41 Pam Kelly (81-82) vs. UCLA

OPPONENT POINTS

- 46 Crystal Smith (05-06), Iowa
- 43 Cheryl Miller (84-85), USC
- 40 Rosie Walker (78-79), SFA
- 39 Lisa Brewer (74-75), Northwestern St.
- 39 Rosie Walker (76-77), Panola JC
- 39 Shante Perry (08-09), McNeese State
- 38 Jean Darbonne (78-79), Northwestern St.
- 37 Saudia Rountree (95-96), Georgia
- 37 Chasity Melvin (97-98), N.C.State
- 36 Maree Jackson (76-77), LSU
- 36 Penny Toler (86-87), Long Beach St.
- 36 Victoria Vivians (15-16), Mississippi State

REBOUNDS

- 37 LaVerne Henderson (74-75) vs. UL-Monroe
- 26 Elinor Griffin (77-78) vs. Southern
- 25 Cheryl Ford (02-03) vs. Fresno State
- 25 Elinor Griffin (77-78) vs. Panola JC
- 24 Elinor Griffin (77-78) vs. LSU
- 23 Cheryl Ford (02-03) vs. SMU
- 23 LaVerne Henderson (74-75) vs. UL-Monroe
- 23 Elinor Griffin (77-78) vs. Panola JC
- 23 Pam Kelly (79-80) vs. LSU
- 22 Elinor Griffin (75-76) vs. LSU
- 22 Lori Scott (79-80) vs. UL-Monroe

OPPONENT REBOUNDS

- 30 Vickie Chapman (74-75), McNeese State
- 23 Cheryl Miller (84-85), USC
- 21 Cindy Brown (85-86) 22, Long Beach St.
- 21 T. Jones (75-76), Southern
- 21 Uriannah Jackson (81-82), Lamar
- 20 Alfrenda Craft (76-77), Miss. College
- 20 Anne Donovan (80-81), Old Dominion
- 20 Debra Mitchell (82-83), Miss. College
- 20 Kara Wolters (95-96), Connecticut
- 20 Shalee Lening (05-06), Kansas State
- 20 Kamillah Jackson (10-11), Hawaii

ASSISTS

- 23 Mary Nell Kendrick (76-77) vs. UL-Monroe
- 18 Mary Nell Kendrick (78-79) vs. LSU
- 17 Teresa Weatherspoon (84-85) vs. UL-Monroe
- 16 Jennifer White (79-80) vs. Memphis
- 16 Teresa Weatherspoon (85-86) vs. Texas Tech
- 15 Mary Nell Kendrick (76-77) vs. Miss. Col.
- 15 Mary Nell Kendrick (76-77) vs. LSU
- 15 Jennifer White (79-80) vs. UL-Monroe
- 15 Teresa Weatherspoon (87-88) vs. Okla. St.
- 15 Jasmine Bendolph (11-12) vs. Nevada

OPPONENT ASSISTS

- 17 Suzie McConnell (85-86), Penn State
- 14 Debbie Black (76-77), Delta State
- 14 Missy Weisinger (78-79), SFA
- 13 Jordan Jones (13-14), Texas A&M
- 12 Debbie Lytle (81-82), Maryland
- 12 Pam Webber (91-92), Connecticut
- 12 Helen Darling (99-00), Penn State
- 11 Nine Players Tied

STEALS

- 10 Teresa Weatherspoon (85-86) vs. UCLA
- 10 LaQuan Stallworth (97-98) vs. So. Ala.
- 10 Tasha Williams (02-03) vs. Boise State
- 10 Tasha Williams (05-06) vs. Hawaii
- 9 Teresa Weatherspoon (85-86) vs. Long Bch. St.
- 9 Teresa Weatherspoon (87-88) vs. Pepperdine
- 9 Amanda Wilson (97-98) vs. Arizona
- 8 10 Players Tied

OPPONENT STEALS

- 9 Luisa Harris (76-77), Delta State
- 9 Dana Holsten (91-92), Arkansas State
- 8 Annan Wilson (88-89), Colorado
- 8 Jillian Robbins (03-04), Tulsa
- 8 Alberta Auguste (06-07), Tennessee
- 8 Sayja Sumler (10-11), San Jose State

- 8 Danielle Edwards (17-18), Clemson
- 8 Valerie Nesbit (19-20), Ole Miss
- 7 Linda Kinard (77-78), UL-Monroe
- 7 Rosalind Polk (83-84), SFA
- 7 Ramona Jones (91-92), Lamar
- 7 Hamchetou Maiga (99-00), Old Dominion
- 7 Kimya Murray (01-02), UTEP
- 7 Raigyne Moncrief (14-15), LSU
- 7 Loryn Goodwin (16-17), UTSA

BLOCKS

- 9 Tori Harrison (84-85) vs. Southern Cal
- 9 Tori Harrison (85-86) vs. New Orleans
- 8 Shanavia Dowdell (08-09) vs. Nicholls St
- 7 Tori Harrison (86-87) vs. Miami
- 7 Margaret DeCiman (04-05) vs. Boise St
- 6 Numerous Times

OPPONENT BLOCKS

- 14 Alyssa Shriver (01-02), Tulsa
- 12 Anne Donovan (79-80), Old Dominion
- 12 Anne Donovan (81-82), Old Dominion
- 8 Anne Donovan (80-81), Old Dominion
- 7 Julie Gross (79-80), LSU
- 7 Uirannah Jackson (88-89), Lamar
- 7 Carrie Upshaw (88-89), New Orleans
- 7 Cassandra Barker (92-93), UL-Monroe
- 7 Kara Wolters (95-96), Connecticut
- 7 Candace Parker (06-07), Tennessee
- 7 Ashley Walters (11-12), Idaho
- 7 Mahogany Matthews (20-21), Marshall

FIELD GOALS MADE

- 20 Anna Larr Roberson (21-22) vs. Rice
- 20 Belinda Jones (74-75) vs. New Orleans
- 19 Kierra Anthony (18-19) vs. Southern Miss
- 19 Belinda Jones (74-75) vs. UL-Monroe
- 18 Sheila Ethridge (90-91) vs. UTPA
- 17 Kierra Anthony (18-19) vs. Houston
- 17 Kay Ford (75-76) vs. UL-Lafayette
- 17 Elinor Griffin (77-78) vs. Northwestern St.
- 17 Elinor Griffin (77-78) vs. La. College
- 17 Elinor Griffin (78-79) vs. Tennessee
- 17 Pam Gant (83-84) vs. Tennessee
- 17 Pam Gant (84-85) vs. Penn State

OPPONENT FIELD GOALS MADE

- 18 Rosie Walker (76-77), Panola JC
- 17 Joan Darbone (78-79), Northwestern St.
- 17 Cheryl Miller (84-85), USC
- 16 Diane Pittman (74-75), Northwestern St.
- 16 Lisa Brewer (75-76), Northwestern St.
- 16 Lisa Brewer (76-77), Northwestern St.
- 16 Penny Tolar (86-87), Long Beach St.
- 15 Susan Taylor (78-79), Valdosta State
- 15 Cindy Broydon (78-79), Tennessee
- 15 Eun Jung Lee (84-85), UL-Monroe

FIELD GOAL ATTEMPTS

- 43 Belinda Jones (74-75) vs. UL-Monroe
- 39 Sheila Ethridge (90-91) vs. Tennessee
- 36 Belinda Jones (74-75) vs. UL-Monroe
- 34 Kierra Anthony (18-19) vs. UAB
- 32 Belinda Jones (74-75) vs. Northwestern St.
- 32 Mickie DeMoss (74-75) vs. AAU All-Stars
- 32 Mickie DeMoss (74-75) vs. Northwestern St.
- 32 Betty Lennox (99-00) vs. Old Dominion
- 31 Five Players Tied

OPPONENT FIELD GOAL ATTEMPTS

- 36 Lisa Brewer (75-76), Northwestern St.
- 36 Kim Perrot (89-90), UL-Lafayette
- 32 Lisa Brewer (76-77), Northwestern St.
- 32 Lisa Brewer (76-77), Northwestern St.
- 31 Jackie Jackson (79-80), Southern
- 30 K. Lardner (79-80), Hawaii
- 30 Lynette Woodard (79-80), Kansas
- 30 Kim Perrot (89-90), UL-Lafayette
- 30 Kim Williams (96-97), Depaul
- 30 Lyndra Littles (08-09), Virginia

3-POINTERS MADE

- 10 Sheila Ethridge (90-91) vs. UTPA
- 8 Sheila Ethridge (90-91) vs. Tennessee
- 7 Taylor Stahly (18-19) vs. Charlotte
- 7 Sheila Ethridge (90-91) vs. LSU
- 7 Tamicha Jackson (98-99) vs. Arizona
- 7 Brooke Lassiter (01-02) vs. SMU
- 7 Aarica Ray-Boyd (05-06) vs. Utah State
- 7 Aarica Ray-Boyd (05-06) vs. San Jose St.
- 7 Brietta Thomas (10-11) vs. Boise State
- 6 Numerous Times

OPPONENT 3-POINTERS MADE

- 9 Shante Perry (08-09), McNeese State
- 7 Deanna Kuzmanic (18-19), UAB
- 7 Rachael Childress (18-19), UAB
- 7 Sonja Tate (92-93), Arkansas State
- 7 Betsy Harris (93-94), Alabama
- 7 Abby Vaughan (01-02), Boise State
- 7 Ashley Bastian (02-03), Nevada
- 7 Victoria Vivians (15-16), Mississippi St.
- 7 Deanna Kuzmanic (17-18), UAB
- 7 Margaret Whitley (20-21), UAB

3-POINTERS ATTEMPTED

- 23 Sheila Ethridge (90-91) vs. Tennessee
- 17 Sheila Ethridge (90-91) vs. LSU
- 17 Sheila Ethridge (90-91) vs. UTPA
- 16 Brooke Lassiter (01-02) vs. UCSB
- 16 Brooke Pumroy (15-16) vs. Rice
- 14 Aarica Ray-Boyd (05-06) vs. Utah State
- 13 Tamicha Jackson (98-99) vs. Arizona
- 13 Aarica Ray-Boyd (05-06) vs. Hawaii
- 12 Numerous Times

OPPONENT 3-POINTERS ATTEMPTED

- 20 Kim Perrot (89-90), UL-Lafayette
- 19 Kim Sitzman (08-09), UALR
- 17 Victoria Morris (17-18), ODU
- 16 Ciara Gregory (16-17), Charlotte
- 15 Ciara Gregory (16-17), Charlotte
- 15 Brenda Hatchett (91-92), Lamar
- 15 Sonja Tate (92-93), Arkansas State
- 15 Kelly Mazzante (03-04), Penn State
- 15 Victoria Vivians (15-16), Mississippi St.
- 10 Numerous Times

FREE THROWS MADE

- 16 Adrienne Johnson (10-11) vs. Utah State
- 16 Alexis Malone (17-18) vs. North Texas
- 15 Pam Kelly (81-82) vs. UCLA
- 15 Shantel Hardison (91-92) vs. Lamar
- 15 Tasha Crain (04-05) vs. Rice
- 14 Kierra Anthony (18-19) vs. Houston
- 14 Cheryl Ford (02-03) vs. Tulsa
- 14 Mary Nell Kendrick (76-77) vs. NW (La.) St.
- 14 Kim Mulkey (83-84) vs. Auburn
- 13 Venus Lacy (88-89) vs. LSU
- 13 Shantel Hardison (91-92) vs. UCF
- 13 Amisha Carter (03-04) vs. SMU
- 13 Kierra Anthony (18-19) vs. Ole Miss
- 13 Keiunna Walker (20-21) vs. North Texas

OPPONENT FREE THROWS MADE

- 18 Pam Cook (76-77), SE Louisiana
- 16 Angela Self (76-77), La. College
- 16 Sheila Thompson (77-78), La. College
- 16 Eun Jung Lee (85-86), UL-Monroe
- 16 Jasmine Crew (11-12), Seton Hall
- 15 Crystal Smith (05-06), Iowa
- 14 Mindy Sherred (86-87), No. Arizona
- 14 Robin Martin (91-92), New Orleans
- 14 Amber Watts (04-05), Ole Miss
- 14 Tasha Harris (09-10), Boise State

FREE THROWS ATTEMPTED

- 22 Pam Kelly (81-82) vs. UCLA
- 21 Shantel Hardison (91-92) vs. Lamar
- 19 Shantel Hardison (91-92) vs. UCF
- 19 Cheryl Ford (02-03) vs. Tulsa
- 18 Tia Sossamon (80-81) vs. NW (La.) St.
- 18 Kim Mulkey (83-84) vs. Auburn
- 18 Alexis Malone (17-18) vs. North Texas
- 18 Reauna Cleaver (17-18) vs. FAU
- 17 Cheryl Ford (02-03) vs. San Jose St.
- 17 Venus Lacy (89-90) vs. Virginia
- 17 Brandi Wingate (15-16) vs. UTSA

OPPONENT FREE THROWS ATTEMPTED

- 23 Pam Cook (76-77), SE Louisiana
- 21 Angela Self (76-77), La. College
- 21 Jasmine Crew (11-12), Seton Hall
- 20 Whitney York (09-10), UTSA
- 19 Maree Jackson (77-78), LSU
- 19 Crystal Smith (05-06), Iowa
- 18 Alexis Williams (97-98), UTPA
- 18 Tasha Harris (09-10), Boise State
- 18 Kamra King (14-15), UTSA
- 10 Numerous Times

100-POINT GAMES

Score	Diff	Opp.	Season	Site
130-55	+75	Cleveland St.	98-99	H
126-25	+101	UTPA	88-89	H
124-51	+73	UL-Lafayette	89-90	H
121-57	+64	Central Fla.	89-90	A
121-59	+62	New Orleans	80-81	N
119-51	+68	Lamar	97-98	H
118-50	+68	New Orleans	97-98	H
116-66	+50	UL-Monroe	74-75	N
115-38	+77	UTPA	97-98	A
115-44	+71	So. Alabama	97-98	H
115-76	+39	Southern	79-80	H
115-67	+48	Northwestern	80-81	H
114-53	+61	Tenn. Tech	81-82	H
114-69	+45	UL-Lafayette	99-00	H
114-67	+47	Arkansas St.	98-99	A
113-50	+63	Ark. St.	87-88	H
113-60	+53	McNeese St.	81-82	H
112-70	+42	LSU-Alexandria	18-19	H
111-36	+75	UL-Lafayette	95-96	H
111-28	+83	UTPA	88-89	H
111-40	+71	UL-Lafayette	95-96	A
111-63	+48	Northwestern	79-80	A
110-50	+60	New Orleans	98-99	H
110-47	+63	Nevada	03-04	H
110-57	+53	SLU	80-81	H
110-70	+40	Alcorn St.	92-93	H
109-60	+49	SFA	03-04	A
109-60	+49	Miss. Col.	83-84	H
109-21	+88	Morgan St.	93-94	H
109-56	+53	Lamar	88-89	H
108-50	+58	Nicholls St.	79-80	H
108-72	+36	Nevada	04-05	H
108-47	+61	Alcorn St.	81-82	H
108-29	+79	Ark. St.	88-89	H
108-54	+54	UTEP	02-03	H
108-117	-9	Miss. Col.	76-77	A
108-63	+45	New Orleans	94-95	H
108-61	+47	New Orleans	99-00	H
107-62	+45	Texas Tech	87-88	H
107-51	+56	US Inter.	86-87	N
107-57	+50	E. Wash.	87-88	N
107-64	+43	SLU	79-80	A
106-49	+57	Lamar	87-88	H
106-34	+72	UL-Lafayette	75-76	A
106-58	+48	Boise State	01-02	A
106-70	+36	UTA	76-77	N
106-59	+47	New Orleans	81-82	A
106-85	+21	Southern Miss	18-19	H
105-56	+49	Lamar	94-95	H
105-83	+22	Southern	78-79	N
105-47	+58	W. Kentucky	00-01	H
105-75	+30	Oklahoma	82-83	H
105-58	+47	S. F. Austin	81-82	H
105-58	+47	Memphis	88-89	A
104-73	+31	New Orleans	74-75	N
104-48	+56	S. F. Austin	84-85	N
104-53	+51	Lamar	97-98	A
104-79	+25	Central Fla.	90-91	H
104-71	+33	Maryland	79-80	H
104-58	+46	UL-Monroe	82-83	H
104-61	+43	Baylor	81-82	H
104-61	+43	Northwestern	78-79	A
104-61	+43	UTPA	93-94	A
103-53	+50	Jarvis Christian	21-22	H

100-POINT GAMES

Score	Diff	Opp.	Season	Site
103-41	+62	UTPA	97-98	H
103-46	+57	So. Alabama	93-94	H
103-50	+53	Tulane	81-82	H
103-51	+52	Washington	82-83	N
103-71	+32	Kansas	83-84	H
103-78	+25	Okla. St.	88-89	H
103-58	+45	New Orleans	95-96	H
103-59	+44	Hawaii	79-80	A
103-63	+40	UCLA	81-82	H
103-63	+40	LSU-Alexandria	16-17	H
102-104	-2	SLU	76-77	H
102-45	+57	UL-Lafayette	77-78	H
102-45	+57	UTPA	90-91	H
102-31	+71	Hawaii-Pacific	85-86	A
102-47	+55	UL-Monroe	81-82	H
102-76	+26	McNeese St.	79-80	H
102-70	+32	La. Col.	80-81	A
102-84	+18	Tennessee	78-79	N
102-55	+47	So. Alabama	92-93	H
102-58	+44	Nevada	01-02	A
102-66	+36	Boise State	02-03	A
101-88	+13	La. State	76-77	H
101-46	+55	McNeese St.	78-79	H
101-48	+53	McNeese St.	80-81	H
101-51	+50	UTPA	95-96	H
101-83	+18	Northwestern	76-77	A
101-52	+49	UL-Lafayette	89-90	H
101-56	+45	SE La.	80-81	H
101-56	+45	Tenn. Tech	95-96	H
101-57	+44	Oklahoma	81-82	A
100-34	+66	Centenary	00-01	H
100-42	+58	Lamar	96-97	N
100-44	+56	UL-Lafayette	93-94	H
100-44	+56	UL-Monroe	93-94	H
100-50	+50	UL-Lafayette	97-98	H
100-51	+49	Central Fla.	91-92	H
100-52	+48	New Orleans	94-95	A
100-52	+48	UL-Monroe	79-80	H
100-54	+46	Kansas St.	89-90	H
100-55	+45	Arkansas St.	96-97	H
100-55	+45	Miss. Col.	81-82	H
100-56	+44	Boise State	03-04	N
100-60	+40	La. Col.	80-81	H
100-61	+39	Kansas	78-79	N
100-66	+34	Baylor	79-80	N
100-68	+32	Miss. Col.	84-85	A
100-72	+28	Cheyney St.	83-84	N
100-88	+12	Houston	18-19	H

100 Point Game Facts

- Lady Techsters 100 Point Game Record: 111-2
- Home 100-Point Game Record: 73-1
- Away/Neutral 100-Point Game Record: 38-1
- High Home Total: 130-55 vs. Cleveland State (1998-99)
- High Road Total: 121-57 at UCF (1989-90)
- High Neutral Total: 121-59 vs. UNO (1980-81)
- Most Frequent 100-Point Game Opponents: UNO, nine times
- Allowed by Lady Techsters: 2
- Most Consecutive 100-Point Games: 6 (1981-1982)
- Most 100-Point Games in a Season: 11 (1981-1982)

LA TECH IN CONFERENCE OPENERS

Louisiana Tech is 25-10 all-time in regular season conference openers. Tech won last year's C-USA opener, defeating Marshall 61-51 in overtime (Tech is just 3-6 all-time in C-USA openers).

1987-88	W 113-50 vs. Arkansas State
1988-89	W 66-44 at Arkansas State
1989-90	W 98-35 vs. Texas-Pan American
1990-91	L 76-75 at Arkansas State
1991-92	W 65-60 at New Orleans
1992-93	W 71-62 at New Orleans
1993-94	W 98-44 at UL-Lafayette
1994-95	W 92-33 at Texas-Pan American
1995-96	W 97-57 vs. Lamar
1996-97	W 87-30 at UL-Lafayette
1997-98	W 72-53 at South Alabama
1998-99	W 71-64 vs. FIU
1999-00	W 95-40 at UL-Lafayette
2000-01	W 62-59 at Arkansas State
2001-02	W 102-58 at Nevada
2002-03	W 74-64 at SMU
2003-04	W 63-60 at Tulsa
2004-05	W 63-47 vs. Tulsa
2005-06	W 75-61 vs. Boise State
2006-07	W 65-52 at San Jose State
2007-08	L 75-52 at Fresno State
2008-09	L 64-57 at Nevada
2009-10	L 69-66 vs. Utah State
2010-11	W 69-34 at San Jose State
2011-12	W 66-54 vs. Idaho
2012-13	W 82-77 at Denver (2OT)
2013-14	L 67-56 vs. USM
2014-15	L 79-77 vs. USM (OT)
2015-16	L, 69-58 at USM
2016-17	W, 72-61 vs. USM
2017-18	W, 61-53 vs. North Texas
2018-19	L, 65-54 vs. North Texas
2019-20	L, 66-60 at Southern Miss
2020-21	W, 61-51 at Marshall (OT)
2021-22	L, 44-62 at Marshall
2021-22	??? vs. UTEP

LA TECH VS. C-USA SCHOOLS

Louisiana Tech is **142-81** all-time against current members of Conference USA.

All Time	142-81
WKU	27-24
Rice	16-15
North Texas	15-4
UTEP	16-8
FIU	15-1
UTSA	15-6
Florida Atlantic	8-2
Middle Tennessee	7-8
Charlotte	5-7
UAB	10-6

LA TECH RECORDS BY CONFERENCE

This is the fourth conference that the Lady Techster basketball program has been affiliated with during its history, including the American South (1987-1991), the Sun Belt (1991-2001), the WAC (2001-2013) and Conference USA (2013-present).

League	Years	Overall	League
Independent	1974-87	364-63	NA
American South	1987-91	114-19	38-3
Sun Belt	1991-01	290-46	135-9
Western Athletic	2001-13	263-116	157-43
C-USA	2013- present	149-133	77-77
Totals		1180-377	407-132

TECHSTERS AGAINST CONFERENCE FOES

This year marks Louisiana Tech's tenth as a member of Conference USA and 36th as a member of a conference. During the course of Tech's conference affiliations, the Lady Techsters have had plenty of success against conference opponents.

American South	38-3 regular season (20-1 home, 18-2 road) 8-0 conference tournaments (8-0 at home) 46-3 overall (28-1 home, 18-2 road)
Sun Belt	135-9 regular season (71-1 home, 64-8 road) 24-3 tournament (7-2 home, 4-1 road, 13-0 neutral) 159-12 overall (78-3 home, 68-9 road, 13-0 neutral)
WAC	157-43 regular season (84-16 home, 73-27 road) 23-7 tournament (0-0 home, 3-2 road, 20-5 neutral) 180-50 overall (84-16 home, 76-29 road, 20-5 neutral)
C-USA	77-77 in regular season (44-32 home, 33-45 road) 8-8 tournament (0-0 home, 0-1 road, 8-7 neutral) 85-85 overall (44-32 home, 33-45 road, 8-7 neutral)
All-Time	407-132 regular season (219-50 home, 188-82 road) 64-18 tournament (15-2 home, 7-4 road, 42-12 neutral) 471-150 overall (234-52 home, 195-86 road, 42-12 neutral)

CONFERENCE HISTORY

In their 35th year of conference affiliation, the Lady Techsters have recorded plenty of success. Tech has won 21 regular season titles, 16 conference tournament titles.

35th season of conference affiliation

American South 1987-91
Sun Belt 1991-2001
WAC 2001-13
C-USA 2013-present

21 regular season conference titles

American South 1988, 89, 90
Sun Belt 1993*, 94, 95, 96, 97*, 98, 99, 2000, 01
WAC 2002, 03, 04, 05*, 06, 07*, 09*, 11
C-USA 2022

* = shared regular season title

16 conference tournament titles

American South | 1988, 89, 90, 91
Sun Belt | 1994, 96, 97, 98, 99, 2000, 2001
WAC | 2002, 03, 04, 06, 2010
C-USA | None

CONFERENCE TOURNAMENT HISTORY

2022 marked the 35th appearance in a conference tournament for the Louisiana Tech Lady Techsters, their sixth as a member of Conference USA. Tech has competed in the American South, Sun Belt, Western Athletic Conference and Conference USA in their respective postseason tournaments. Tech is 63-18 overall all-time in conference tournament games, and it has captured 16 conference tournament championships in its history.

No. of Tournaments:	35
No. of Titles:	16
Overall:	63-18
In American South:	8-0
In Sun Belt:	24-3
In WAC:	23-7
In C-USA:	8-8
Opening Round	4-2
Second Round	1-1
Quarterfinals:	20-4
Semifinal Games:	22-5
Finals:	16-6
In Ruston:	14-2
On Road:	7-4
Neutral Site:	42-12
Seeded No. 1:	46-5
Seeded No. 2:	6-2
Seeded No. 3:	3-4
Seeded No. 4:	2-2
Seeded No. 5:	2-1
Seeded No. 7:	1-2
Seeded No. 10:	0-1
Seeded No. 12:	1-0
Seeded No. 14:	2-1

CONFERENCE CHAMPS

Louisiana Tech has won 20 regular season conference titles in its 35 years of conference affiliation dating back to the 1987-88 season when it joined the American South Conference. Tech had a 15-year streak of regular season conference titles come to an end in 2007-08 when the Lady Techsters finished fifth.

Year		Regular Season	Tournament	Finish
87-88	ASC	LA Tech	LA Tech	9-0/1st
88-89	ASC	LA Tech	LA Tech	10-0/1st
89-90	ASC	LA Tech	LA Tech	10-0/1st
90-91	ASC	Lamar	LA Tech	9-3/2nd
91-92	SBC	Lamar/WKU	WKU	12-4/3rd
92-93	SBC	LA Tech	WKU	13-1/1st
93-94	SBC	LA Tech	LA Tech	14-0/1st
94-95	SBC	LA Tech	WKU	13-1/1st
95-96	SBC	LA Tech	LA Tech	14-0/1st
96-97	SBC	LA Tech/WKU	LA Tech	12-2/T1st
97-98	SBC	LA Tech	LA Tech	13-1/1st
98-99	SBC	LA Tech	LA Tech	12-0/1st
99-00	SBC	LA Tech	LA Tech	16-0/1st
2000-01	SBC	LA Tech	LA Tech	16-0/1st
2001-02	WAC	LA Tech	LA Tech	17-1/1st
2002-03	WAC	LA Tech	LA Tech	18-0/1st
2003-04	WAC	LA Tech	LA Tech	17-1/1st
2004-05	WAC	LA Tech/Rice	Rice	14-4/T1st
2005-06	WAC	LA Tech	LA Tech	15-1/1st
2006-07	WAC	LA Tech/Boise	Boise St	12-4/T1st
2007-08	WAC	Boise/Fresno	Fresno State	9-7/5th
2008-09	WAC	LA Tech/Fresno	Fresno State	12-4/T1st
2009-10	WAC	Fresno St.	LA Tech	11-5/2nd
2010-11	WAC	LA Tech	Fresno St.	15-1/1st
2011-12	WAC	Fresno St.	Fresno St.	8-6/3rd
2012-13	WAC	Seattle	Idaho	9-9/5th
2013-14	C-USA	MT	MT	5-11/14th
2014-15	C-USA	WKU	WKU	10-8/7th
2015-16	C-USA	UTEP	MT	9-9/7th
2016-17	C-USA	WKU	WKU	12-6/4th
2017-18	C-USA	UAB	WKU	10-6/3rd
2018-19	C-USA	Rice	Rice	6-10/10th
2019-20	C-USA	Rice		6-12/12th
2020-21	C-USA	Rice	MT	8-8/4th WD
2021-22	C-USA	LA Tech	Charlotte	11-7/1st WD

BIPOLAR EXPERIENCE

Below are lists of the most lopsided wins and losses in Conference USA games since the Lady Techsters joined the league in 2013.

Largest Margin of Victory (in C-USA games)

1. 39 vs. UTSA (69-30)	March 5, 2020
2. 37 vs. Charlotte (88-51)	Jan. 19, 2019
3. 35 vs. Southern Miss (72-37)	Jan. 24, 2016
3. 35 vs. North Texas (92-57)	Jan. 22, 2015
5. 32 vs. Southern Miss (89-57)	Feb. 17, 2018

Largest Margin of Defeat (in C-USA Games)

1. 37 vs. Middle Tennessee (75-38)	Jan. 12, 2019
2. 31 by East Carolina (86-55) J	an. 18, 2014
3. 26 by UAB (95-69)	March 7, 2019
4. 24 vs. Middle Tennessee (68-44)	Feb. 7, 2015
4. 24 vs. Charlotte (85-61)	Feb. 13, 2015

ALL-TIME RECORD BREAKDOWN

Year	Overall	Home	Road	Neutral	Home Attendance	Average Attendance
74-75**	13-9	3-1*	3-2	7-6		
75-76**	19-10	8-2*	6-4	5-4		
76-77**	22-9	10-2*	6-4	6-3		
77-78**	20-8	8-1*	7-5	5-2		
78-79**	34-4	10-0*	11-2	13-2	21,534	2,153
79-80**	40-5	21-0*	11-2	8-3	58,188	2,909
80-81**	34-0	14-0*	10-0	10-0	51,851	3,988
81-82**	35-1	16-0*	11-1	8-0	63,680	4,866
82-83	31-2	18-1	9-0	4-1	81,620	4,296
83-84	30-3	15-0	13-2	2-1	79,945	5,330
84-85	29-4	16-0	7-4	6-0	62,110	3,882
85-86	27-5	15-1	11-3	1-1	54,345	3,392
86-87	30-3	14-0	11-2	5-1	45,710	3,265
87-88	32-2	15-0	11-2	6-0	39,365	2,460
88-89	32-4	19-1	12-1	1-2	68,738	3,437
89-90	32-1	15-0	15-0	2-1	44,183	2,945
90-91	18-12	12-4	5-7	1-1	35,089	2,193
91-92	20-10	11-3	6-6	3-1	21,454	1,532
92-93	26-6	14-2	10-3	2-1	51,057	3,191
93-94	31-4	15-0	9-3	7-1	43,963	2,935
94-95	28-5	15-2	11-1	2-2	63,428	4,229
95-96	31-2	15-0	10-1	6-1	55,181	3,679
96-97	31-4	17-0	8-3	6-1	65,990	3,882
97-98	31-4	18-0	7-2	6-2	71,254	3,959
98-99	30-3	12-1	14-0	4-2	58,715	4,517
99-00	31-3	15-0	10-2	6-1	57,071	3,805
00-01	31-5	16-2	9-2	6-1	71,840	3,991
01-02	25-5	13-0	10-3	2-2	48,857	3,758
02-03	31-3	15-1	12-1	4-1	57,960	3,623
03-04	29-3	13-0	12-2	4-1	47,119	3,625
04-05	20-10	11-2	7-5	2-3	42,719	3,286
05-06	26-5	13-0	10-4	3-1	39,852	3,066
06-07	17-13	7-6	9-5	1-2	33,176	2,552
07-08	16-15	8-6	6-8	2-1	30,514	2,180
08-09	21-13	13-3	6-10	2-0	34,802	2,175
09-10	23-9	9-4	11-5	3-0	32,450	2,319
10-11	24-8	13-1	9-4	2-3	31,611	2,258
11-12	17-15	7-6	6-5	4-4	45,161	3,474
12-13	14-17	9-5	4-10	1-2	33,260	2,376
13-14	12-20	8-7	2-12	2-1	28,776	1,918
14-15	16-15	7-4	7-10	2-1	22,672	2,061
15-16	14-16	9-6	4-8	1-2	29,306	1,954
16-17	18-14	10-5	7-8	1-1	28,868	1,925
17-18	19-12	12-5	6-5	1-2	39,497	2,323
18-19	14-16	8-5	5-9	1-2	21,528	1,656
19-20	15-15	11-6	3-9	1-0	28,449	1,673
20-21	14-10	8-4	5-5	1-1	14,400	1,200
21-22	21-12	12-3	6-8	3-1	23,715	1,581
22-23	6-2	3-0	1-1	2-1	5,745	1,915
Totals	1180-377	596-102	401-201	183-74	1,645,917	2,358

** Memorial Gym

90-6 Memorial Gym
506-96 TAC



**AUTUMN
SMITH**

SOPHOMORE / GUARD
5-6 / ARLINGTON, TEXAS
MARTIN HS

1

SEASON HIGHS

Points
4 vs. Central Baptist (11/7)
Field Goals
2 vs. Central Baptist (11/7)
Field Goal Attempts
3 vs. Central Baptist (11/7)
3-Point Field Goals
None
3-Point Field Goal Attempts
1 vs. Central Baptist (11/7)
Rebounds
1 (2x) vs. Stetson (2/25)
Assists
2 vs. Illinois State (11/26)
Blocks
None
Steals
1 vs. Central Baptist (11/7)
Minutes
7 vs. Illinois State (11/26)

CAREER HIGHS

Points
4 (2x) last vs. Central Baptist (11/7/22)
Field Goals
2 (2x) vs. vs. Central Baptist (11/7/22)
Field Goal Attempts
4 vs. LSU-Alexandria (11/12/21)
3-Point Field Goals
Same
3-Point Field Goal Attempts
1 (3x) last vs. Central Baptist (11/7/22)
Rebounds
1 (6x) last vs. Stetson (11/25)
Assists
2 vs. Illinois State (11/26)
Blocks
None
Steals
2 (2x) last vs. Nicholls (11/22/21)
Minutes
11 vs. LSU-Alexandria (11/12/21)

GAME-BY-GAME STATS

DATE	OPPONENT	GP-GS	MIN	FG	3FG	FT	O-D-T	PF	A	TO	B	S	TP
Nov. 7	CENTRAL BAPTIST	1-0	4	2-3	0-1	0-0	0-1-1	0	1	0	0	1	4
Nov. 10	ARKANSAS STATE												
Nov. 13	at ULM												
Nov. 22	at SMU												
Nov. 25	Stetson^	1-0	2	0-1	0-0	0-0	0-1-1	0	0	0	0	0	0
Nov. 26	Illinois State^	1-0	7	1-1	0-0	0-0	0-0-0	0	2	1	0	0	2
Nov. 27	George Washington^	1-0	2	0-0	0-0	2-2	0-0-0	1	0	0	0	0	2
Dec. 3	ALCORN STATE												
Dec. 8	VANDERBILT												
Dec. 12	SOUTH ALABAMA												
Dec. 18	UTEP*												
Dec. 29	at UTSA*												
Dec. 31	CHARLOTTE*												
Jan. 5	RICE*												
Jan. 7	at UTEP*												
Jan. 11	NORTH TEXAS*												
Jan. 14	at UAB*												
Jan. 19	at WKU*												
Jan. 21	at Middle Tennessee*												
Jan. 26	UAB*												
Jan. 28	UTSA*												
Feb. 2	at Rice*												
Feb. 9	FIU*												
Feb. 11	FAU*												
Feb. 16	at North Texas*												
Feb. 18	at Charlotte*												
Feb. 23	WKU*												
Feb. 25	MIDDLE TENNESSEE*												
Mar. 2	at FIU*												
Mar. 4	at FAU												



CAREER STATS

YEAR	GP	GS	MIN	AVG.	FG	FGA	PCT.	3FG	3FGA	PCT.	FT	FTA	PCT.	Rebounds			AVG	PF	FO	A	TO	BLK	STL	PTS	AVG
														OFF	DEF	TOTAL									
2021-22	15	0	46	3.0	3	8	.375	0	2	.000	0	0	.000	0	4	4	0.3	6	0	3	3	0	8	6	0.4
2022-23	4	0	16	3.9	3	5	.600	0	1	.000	2	2	1.000	0	2	2	0.5	1	0	3	1	0	1	8	2.0
Total	20	0	61	3.2	6	13	.462	0	3	.000	2	2	1.000	0	6	6	0.3	7	0	6	4	0	9	14	0.7



KEIUNNA WALKER

SENIOR / GUARD
5-6 / LONOKE, ARK.
LONOKE HS

2

SEASON HIGHS

Points

22 at SMU (11/22)

Field Goals

8 at SMU (11/22)

Field Goal Attempts

17 at ULM (11/13)

3-Point Field Goals

2 at SMU (11/22)

3-Point Field Goal Attempts

3 (3x) last vs. Illinois State (11/26)

Rebounds

7 vs. Alcorn State (12/3)

Assists

5 vs Stetson (11/25)

Blocks

1 (2x) last at SMU (11/22)

Steals

3 vs. Alcorn State (12/3)

Minutes

36 vs. Alcorn State (12/3)

CAREER HIGHS

Points

32 at UTEP (2/17/22)

Field Goals

12 at UTEP (2/17/22)

Field Goal Attempts

30 vs. Rice (2/24/22)

3-Point Field Goals

3 at Southern Miss (1/30/21)

3-Point Field Goal Attempts

6 (2x) last at Southern Miss (1/30/21)

Rebounds

15 vs. Rice (2/24/22)

Assists

10 vs. Rice (2/24/22)

Blocks

2 vs. Sam Houston (12/10/21)

Steals

6 vs UTEP (2/17/22)

Minutes

49 vs. Rice (2/24/22)

GAME-BY-GAME STATS

DATE	OPPONENT	GP-GS	MIN	FG	3FG	FT	O-D-T	PF	A	TO	B	S	TP
Nov. 7	CENTRAL BAPTIST	1-1	26	7-13	0-3	3-4	0-4-4	3	2	5	0	1	17
Nov. 10	ARKANSAS STATE	1-1	22	4-10	0-0	0-0	1-0-1	2	2	3	0	0	8
Nov. 13	at ULM	1-1	25	5-17	1-1	2-2	2-3-5	4	3	1	1	1	13
Nov. 22	at SMU	1-1	22	8-15	2-3	4-4	0-2-2	3	1	1	1	0	22
Nov. 25	Stetson^	1-1	27	7-15	0-1	4-9	0-5-5	2	5	3	0	0	18
Nov. 26	Illinois State^	1-1	22	1-11	0-3	2-4	0-0-0	0	0	2	0	1	4
Nov. 27	George Washington ^	1-1	33	4-14	0-1	12-13	1-2-3	2	3	2	0	2	20
Dec. 3	ALCORN STATE	1-1	36	4-10	1-1	8-9	0-7-7	0	2	6	0	3	17
Dec. 8	VANDERBILT												
Dec. 12	SOUTH ALABAMA												
Dec. 18	UTEP*												
Dec. 29	at UTSA*												
Dec. 31	CHARLOTTE*												
Jan. 5	RICE*												
Jan. 7	at UTEP*												
Jan. 11	NORTH TEXAS*												
Jan. 14	at UAB*												
Jan. 19	at WKU*												
Jan. 21	at Middle Tennessee*												
Jan. 26	UAB*												
Jan. 28	UTSA*												
Feb. 2	at Rice*												
Feb. 9	FIU*												
Feb. 11	FAU*												
Feb. 16	at North Texas*												
Feb. 18	at Charlotte*												
Feb. 23	WKU*												
Feb. 25	MIDDLE TENNESSEE*												
Mar. 2	at FIU*												
Mar. 4	at FAU												



CAREER STATS

YEAR	GP	GS	MIN	AVG.	FG	FGA	PCT.	3FG	3FGA	PCT.	FT	FTA	PCT.	Rebounds				AVG	PF	FO	A	TO	BLK	STL	PTS	AVG
														OFF	DEF	TOTAL										
2018-19	23	0	214	9.3	29	85	.341	3	15	.200	16	28	.571	12	15	27	1.2	29	0	6	23	2	9	77	3.3	
2019-20	29	27	727	25.1	105	262	.401	11	48	.229	95	130	.731	27	65	92	3.2	63	2	36	42	2	44	316	10.9	
2020-21	24	23	701	29.2	132	345	.383	13	48	.271	108	152	.711	18	80	98	4.1	78	3	35	49	3	20	385	16.0	
2021-22	33	33	1066	32.3	217	508	.427	17	63	.270	174	228	.763	23	121	144	4.4	87	1	88	87	3	60	625	18.9	
2022-23	8	8	212	26.5	40	105	.381	4	13	.308	35	45	.778	4	23	27	3.4	16	0	18	22	2	8	119	14.9	
Total	117	91	2920	25.0	523	1305	.401	48	187	.257	428	583	.734	84	304	388	3.3	273	6	183	223	12	141	1522	13.0	



ROBYN
LEE

3

SOPHOMORE / GUARD
5-8 / MOSS POINT, MISS.
MOSS POINT HS

SEASON HIGHS

Points

11 vs. Central Baptist (11/7)

Field Goals

4 (2x) at ULM (11/13)

Field Goal Attempts

7 at ULM (11/13)

3-Point Field Goals

None

3-Point Field Goal Attempts

1 vs. Central Baptist (11/7)

Rebounds

5 (2x) last at ULM (11/13)

Assists

3 at ULM (11/13)

Blocks

None

Steals

2 vs. Stetson (11/25)

Minutes

21 (2x) last vs. George Washington (11/27)

CAREER HIGHS

Points

17 vs. LSU-Alexandria (11/12/21)

Field Goals

7 vs. LSU-Alexandria (11/12/21)

Field Goal Attempts

14 vs. Jarvis Christian (11/9/21)

3-Point Field Goals

2 (2x) last vs. FIU (2/5/22)

3-Point Field Goal Attempts

2 (2x) last vs. FIU (2/5/22)

Rebounds

7 vs. Mississippi Valley (12/5/21)

Assists

4 vs. Nicholls (11/22/21)

Blocks

1 vs. Sam Houston (12/10/21)

Steals

3 (2x) last vs. UAB (3/5/22)

Minutes

34 vs. Sam Houston (12/10/21)

GAME-BY-GAME STATS

DATE	OPPONENT	GP-GS	MIN	FG	3FG	FT	O-D-T	PF	A	TO	B	S	TP
Nov. 7	CENTRAL BAPTIST	1-0	15	4-6	0-1	3-5	1-4-5	4	0	1	0	0	11
Nov. 10	ARKANSAS STATE	1-0	8	1-1	0-0	0-0	0-1-1	4	0	2	0	0	2
Nov. 13	at ULM	1-0	19	4-7	0-0	2-4	2-3-5	0	3	1	0	1	10
Nov. 22	at SMU	1-0	21	1-3	0-0	1-2	1-1-2	1	1	0	0	1	3
Nov. 25	Stetson^	1-0	17	1-3	0-0	2-2	1-0-1	2	0	1	0	2	4
Nov. 26	Illinois State^	1-0	16	3-4	0-0	0-0	0-2-2	2	2	1	0	0	6
Nov. 27	George Washington ^	1-0	21	3-3	0-0	1-1	0-2-2	1	2	2	0	1	7
Dec. 3	ALCORN STATE	1-0	7	0-0	0-0	0-0	1-0-1	3	2	2	0	0	0
Dec. 8	VANDERBILT												
Dec. 12	SOUTH ALABAMA												
Dec. 18	UTEP*												
Dec. 29	at UTSA*												
Dec. 31	CHARLOTTE*												
Jan. 5	RICE*												
Jan. 7	at UTEP*												
Jan. 11	NORTH TEXAS*												
Jan. 14	at UAB*												
Jan. 19	at WKU*												
Jan. 21	at Middle Tennessee*												
Jan. 26	UAB*												
Jan. 28	UTSA*												
Feb. 2	at Rice*												
Feb. 9	FIU*												
Feb. 11	FAU*												
Feb. 16	at North Texas*												
Feb. 18	at Charlotte*												
Feb. 23	WKU*												
Feb. 25	MIDDLE TENNESSEE*												
Mar. 2	at FIU*												
Mar. 4	at FAU												



CAREER STATS

YEAR	GP	GS	MIN	AVG.	FG	FGA	PCT.	3FG	3FGA	PCT.	FT	FTA	PCT.	Rebounds			AVG	PF	FO	A	TO	BLK	STL	PTS	AVG
														OFF	DEF	TOTAL									
2020-21	18	0	129	7.2	18	50	.360	3	9	.333	9	18	.500	1	8	9	0.5	12	0	1	16	0	1	48	2.7
2021-22	33	10	575	17.4	66	164	.402	13	42	.310	36	52	.692	28	50	78	2.4	45	1	26	31	1	19	181	5.5
2022-23	8	0	125	15.6	17	27	.630	0	1	0	9	14	.643	6	13	19	2.4	17	0	10	10	0	5	43	5.4
Total	59	10	827	14.0	101	241	.419	16	52	.308	54	84	.643	35	71	106	1.8	74	1	37	57	1	25	272	4.6



LOTTE
SANT

JUNIOR / GUARD

6-1 / AMSTERDAM, THE NETHERLANDS

CALANDLYCEUM HS

4

SEASON HIGHS

Points

13 vs. Alcorn State (12/3)

Field Goals

4 vs. Alcorn State (12/3)

Field Goal Attempts

8 vs. Alcorn State (12/3)

3-Point Field Goals

3 (2x) vs. Alcorn State (12/3)

3-Point Field Goal Attempts

7 vs. Stetson (11/25)

Rebounds

2 (3x) last vs. Alcorn State (12/3)

Assists

3 vs. Alcorn State (12/3)

Blocks

None

Steals

1 (3x) last vs. Stetson (11/25)

Minutes

23 (2x) last vs. Alcorn State (12/3)

CAREER HIGHS

Points

15 vs. LSU-Alexandria (11/7/19)

Field Goals

5 vs. UTSA (1/9/20)

Field Goal Attempts

11 (2x) last vs. Marshall (2/8/20)

3-Point Field Goals

4 (2x) last vs. UAB (3/5/22)

3-Point Field Goal Attempts

10 at Marshall (1/2/21)

Rebounds

7 (2x) last at UTSA (3/5/20)

Assists

4 (2x) last vs. UTSA (1/9/20)

Blocks

2 vs. Houston (3/17/22)

Steals

2 (6x) last at McNeese (12/22/21)

Minutes

38 at UAB (2/13/21)

GAME-BY-GAME STATS

DATE	OPPONENT	GP-GS	MIN	FG	3FG	FT	O-D-T	PF	A	TO	B	S	TP
Nov. 7	CENTRAL BAPTIST	1-0	8	0-1	0-1	0-0	0-1-1	1	0	2	0	0	0
Nov. 10	ARKANSAS STATE	1-0	11	2-3	1-2	0-0	1-0-1	1	0	0	0	1	5
Nov. 13	at ULM	1-0	16	1-4	1-4	0-0	1-1-2	0	2	0	0	0	3
Nov. 22	at SMU	1-0	10	0-2	0-2	2-2	0-1-1	1	0	0	0	1	2
Nov. 25	Stetson^	1-0	23	3-7	3-7	2-2	0-1-1	2	0	1	0	1	11
Nov. 26	Illinois State^	1-0	13	0-0	0-0	0-0	1-0-1	0	1	0	0	0	0
Nov. 27	George Washington ^	1-0	20	2-6	1-5	0-0	1-1-2	0	0	2	0	0	5
Dec. 3	ALCORN STATE	1-0	23	4-8	3-6	2-2	1-1-2	1	3	0	0	0	13
Dec. 8	VANDERBILT												
Dec. 12	SOUTH ALABAMA												
Dec. 18	UTEP*												
Dec. 29	at UTSA*												
Dec. 31	CHARLOTTE*												
Jan. 5	RICE*												
Jan. 7	at UTEP*												
Jan. 11	NORTH TEXAS*												
Jan. 14	at UAB*												
Jan. 19	at WKU*												
Jan. 21	at Middle Tennessee*												
Jan. 26	UAB*												
Jan. 28	UTSA*												
Feb. 2	at Rice*												
Feb. 9	FIU*												
Feb. 11	FAU*												
Feb. 16	at North Texas*												
Feb. 18	at Charlotte*												
Feb. 23	WKU*												
Feb. 25	MIDDLE TENNESSEE*												
Mar. 2	at FIU*												
Mar. 4	at FAU												



CAREER STATS

YEAR	GP	GS	MIN	AVG.	FG	FGA	PCT.	3FG	3FGA	PCT.	FT	FTA	PCT.	Rebounds			AVG	PF	FO	A	TO	BLK	STL	PTS	AVG
														OFF	DEF	TOTAL									
2019-20	30	11	643	21.4	52	137	.380	38	108	.352	10	14	.714	25	44	69	2.3	14	0	28	25	2	7	152	5.1
2020-21	24	23	633	26.4	24	104	.231	20	93	.215	6	8	.750	15	40	65	2.7	24	0	21	11	3	9	74	3.1
2021-22	33	0	657	19.9	39	112	.348	29	91	.319	15	16	.938	31	43	74	2.2	34	0	28	16	6	14	122	3.7
2022-23	8	0	123	15.4	12	31	.387	9	27	.333	6	6	1.000	5	6	11	1.4	6	0	6	5	0	3	39	4.9
Total	95	34	2059	21.7	127	384	.331	96	319	.301	37	44	.841	86	133	219	2.3	78	0	83	57	11	33	387	4.1



**SALMA
BATES**

JUNIOR / GUARD

5-7 / KENNER, LA.

JOHN CURTIS HS / TULANE

10

SEASON HIGHS

Points

17 vs. Arkansas State (11/10)

Field Goals

5 vs. Arkansas State (11/10)

Field Goal Attempts

10 vs. Arkansas State (11/10)

3-Point Field Goals

2 vs. Arkansas State (11/10)

3-Point Field Goal Attempts

4 vs. Arkansas State (11/10)

Rebounds

5 (2x) last at SMU (11/22)

Assists

6 vs. Central Baptist (11/7)

Blocks

1 (3x) last vs. Alcorn State (12/3)

Steals

3 at SMU (11/22)

Minutes

35 vs. Arkansas State (11/10)

CAREER HIGHS

Points

17 (2x) last vs. Arkansas State (11/10)

Field Goals

7 vs. Tulsa (2/10/21)

Field Goal Attempts

14 at Colorado (11/27/21)

3-Point Field Goals

4 (2x) last at UL-Louisiana (12/19/21)

3-Point Field Goal Attempts

10 at UL-Louisiana (12/19/21)

Rebounds

10 vs. Tulsa (2/10/21)

Assists

7 vs. Nicholls (11/25/20)

Blocks

2 at ULM (12/2/21)

Steals

5 (2x) last vs. Nicholls (11/25/20)

Minutes

43 vs. Rice (2/24/22)

GAME-BY-GAME STATS

DATE	OPPONENT	GP-GS	MIN	FG	3FG	FT	O-D-T	PF	A	TO	B	S	TP
Nov. 7	CENTRAL BAPTIST	1-1	26	1-5	0-2	0-0	0-2-2	0	6	0	0	1	2
Nov. 10	ARKANSAS STATE	1-1	35	5-10	2-4	5-11	2-3-5	0	4	3	0	1	17
Nov. 13	at ULM	1-1	3	1-2	0-0	0-0	0-1-1	0	1	0	0	1	2
Nov. 22	at SMU	1-1	33	3-6	1-1	0-0	0-5-5	0	2	4	0	3	7
Nov. 25	Stetson^	1-1	25	1-2	1-2	0-0	0-3-3	3	5	2	1	2	3
Nov. 26	Illinois State^	1-1	23	0-4	0-3	0-0	0-3-3	3	1	4	0	0	0
Nov. 27	George Washington ^	1-1	32	3-4	0-0	1-2	0-1-1	2	2	1	1	0	7
Dec. 3	ALCORN STATE	1-1	30	2-2	0-0	6-6	0-3-3	4	3	3	1	0	10
Dec. 8	VANDERBILT												
Dec. 12	SOUTH ALABAMA												
Dec. 18	UTEP*												
Dec. 29	at UTSA*												
Dec. 31	CHARLOTTE*												
Jan. 5	RICE*												
Jan. 7	at UTEP*												
Jan. 11	NORTH TEXAS*												
Jan. 14	at UAB*												
Jan. 19	at WKU*												
Jan. 21	at Middle Tennessee*												
Jan. 26	UAB*												
Jan. 28	UTSA*												
Feb. 2	at Rice*												
Feb. 9	FIU*												
Feb. 11	FAU*												
Feb. 16	at North Texas*												
Feb. 18	at Charlotte*												
Feb. 23	WKU*												
Feb. 25	MIDDLE TENNESSEE*												
Mar. 2	at FIU*												
Mar. 4	at FAU												



CAREER STATS

YEAR	GP	GS	MIN	AVG.	FG	FGA	PCT.	3FG	3FGA	PCT.	FT	FTA	PCT.	Rebounds			AVG	PF	FO	A	TO	BLK	STL	PTS	AVG
														OFF	DEF	TOTAL									
2019-20*	19	2	214	11.3	15	50	.300	7	24	.292	8	15	.533	6	10	16	0.8	7	0	33	21	0	7	45	2.4
2020-21*	27	2	461	17.1	47	108	.435	15	44	.341	18	35	.514	5	46	51	1.9	17	0	56	45	2	13	127	4.7
2021-22	33	33	1070	32.4	93	234	.397	29	88	.330	46	69	.677	5	88	93	2.8	44	0	101	91	9	46	261	7.9
2022-23	8	8	207	25.9	16	35	.457	4	12	.333	12	19	.632	2	21	23	2.9	12	0	24	17	3	8	48	6.9
Total	85	44	1916	22.5	169	425	.398	55	168	.327	78	132	.591	18	162	180	2.1	80	0	214	174	14	74	481	5.6

*Tulane Stats



**GABBIE
GREEN**

12

GRADUATE / GUARD

5-7 / BELLVILLE, TEXAS

BELLVILLE HS / PITTSBURGH / SOUTH PLAINS CC

SEASON HIGHS

Points

11 vs. Illinois State (11/26)

Field Goals

3 vs. Illinois State (11/26)

Field Goal Attempts

4 vs. Illinois State (11/26)

3-Point Field Goals

1 (3x) last vs. Illinois State (11/26)

3-Point Field Goal Attempts

7 vs. Arkansas State (11/10)

Rebounds

8 vs. Arkansas State (11/10)

Assists

3 (2x) last at ULM (11/13)

Blocks

None

Steals

2 at ULM (11/13)

Minutes

38 vs. Arkansas State (11/10)

CAREER HIGHS

Points

23 vs. Miami (OH) (12/17/19)

Field Goals

10 vs. Miami (OH) (12/17/19)

Field Goal Attempts

23 at Clemson (1/16/20)

3-Point Field Goals

5 (2x) Louisville (2/18/21)

3-Point Field Goal Attempts

16 at Clemson (1/16/20)

Rebounds

10 vs. Duquesne (11/23/19)

Assists

3 (5x) last at ULM (11/13)

Blocks

None

Steals

4 at UCF (11/6/19)

Minutes

41 at Clemson (1/16/20)

GAME-BY-GAME STATS

DATE	OPPONENT	GP-GS	MIN	FG	3FG	FT	O-D-T	PF	A	TO	B	S	TP
Nov. 7	CENTRAL BAPTIST	1-1	23	0-7	0-5	0-0	0-1-1	3	0	3	0	0	0
Nov. 10	ARKANSAS STATE	1-1	38	2-9	1-7	0-0	1-7-8	1	3	2	0	1	5
Nov. 13	at ULM	1-1	29	0-8	0-3	0-0	3-3-6	3	3	3	0	2	0
Nov. 22	at SMU	1-0	11	1-2	1-2	0-0	1-0-1	1	0	0	0	0	3
Nov. 25	Stetson^	1-0	12	0-2	0-1	0-0	0-1-1	2	2	2	0	0	0
Nov. 26	Illinois State^	1-0	14	3-4	1-2	4-5	0-2-2	0	0	2	0	0	11
Nov. 27	George Washington ^	1-0	4	0-1	0-0	0-0	0-0-0	0	1	0	0	0	0
Dec. 3	ALCORN STATE	1-0	3	0-2	0-2	0-0	0-0-0	0	0	0	0	0	0
Dec. 8	VANDERBILT												
Dec. 12	SOUTH ALABAMA												
Dec. 18	UTEP*												
Dec. 29	at UTSA*												
Dec. 31	CHARLOTTE*												
Jan. 5	RICE*												
Jan. 7	at UTEP*												
Jan. 11	NORTH TEXAS*												
Jan. 14	at UAB*												
Jan. 19	at WKU*												
Jan. 21	at Middle Tennessee*												
Jan. 26	UAB*												
Jan. 28	UTSA*												
Feb. 2	at Rice*												
Feb. 9	FIU*												
Feb. 11	FAU*												
Feb. 16	at North Texas*												
Feb. 18	at Charlotte*												
Feb. 23	WKU*												
Feb. 25	MIDDLE TENNESSEE*												
Mar. 2	at FIU*												
Mar. 4	at FAU												



CAREER STATS

YEAR	GP	GS	MIN	AVG.	FG	FGA	PCT.	3FG	3FGA	PCT.	FT	FTA	PCT.	Rebounds			AVG	PF	FO	A	TO	BLK	STL	PTS	AVG
														OFF	DEF	TOTAL									
2017-18*	30	23	881	29.4	119	313	.380	38	127	.299	41	58	.707	29	69	98	3.3	52	1	63	88	1	34	317	10.6
2018-19*	35	35	1007	28.8	197	422	.467	29	96	.302	81	103	.786	43	104	147	4.2	51	1	136	72	3	71	504	14.4
2019-20^	31	31	979	31.6	103	310	.332	60	191	.314	31	37	.838	40	63	103	3.3	54	0	34	62	0	19	297	9.6
2020-21 ^	17	16	348	20.6	35	101	.347	25	72	.347	5	7	.714	13	17	30	1.8	14	0	12	23	0	12	100	5.9
2021-22	Did Not Play Due To Injury																								
2022-23	8	3	133	16.6	6	35	.171	3	22	.136	4	5	.800	5	14	19	2.7	10	0	9	12	0	3	19	2.7
Total	121	108	3348	27.6	460	1181	.389	155	508	.305	162	210	.771	130	267	397	3.3	181	2	254	257	4	139	1237	10.2

* South Plains College Stats ^ Pittsburgh Stats



SILVIA
NATIVI

23

SOPHOMORE / GUARD
6-0 / FERRARA, ITALY
BENEDETTO VARCHI

SEASON HIGHS

Points

10 vs. Central Baptist (11/7)

Field Goals

2 vs. Central Baptist (11/7)

Field Goal Attempts

4 (3x) last vs. Alcorn State (12/3)

3-Point Field Goals

2 vs. Central Baptist (11/7)

3-Point Field Goal Attempts

2 (2x) vs. Alcorn State (12/3)

Rebounds

6 vs. Central Baptist (11/7)

Assists

6 (3x) last at SMU (11/22)

Blocks

2 vs. Central Baptist (11/7)

Steals

4 vs. Central Baptist (11/7)

Minutes

36 at ULM (11/13)

CAREER HIGHS

Points

13 vs. LSU-Alexandria (11/12/21)

Field Goals

5 vs. LSU-Alexandria (11/12/21)

Field Goal Attempts

6 (3x) last vs. Charlotte (2/10/22)

3-Point Field Goals

2 (4x) last vs. Central Baptist (11/7)

3-Point Field Goal Attempts

4 (2x) last vs. Charlotte (2/10/22)

Rebounds

11 vs. Florida Atlantic (2/3/22)

Assists

7 vs. Florida Atlantic (2/3/22)

Blocks

2 (2x) last vs. Central Baptist (11/7/22)

Steals

5 (2x) last at UTEP (2/17/22)

Minutes

41 vs. Rice (2/24/22)

GAME-BY-GAME STATS

DATE	OPPONENT	GP-GS	MIN	FG	3FG	FT	O-D-T	PF	A	TO	B	S	TP
Nov. 7	CENTRAL BAPTIST	1-0	26	4-4	2-2	0-0	1-5-6	3	6	1	2	4	10
Nov. 10	ARKANSAS STATE	1-0	21	3-4	0-0	1-2	0-2-2	0	3	1	1	0	7
Nov. 13	at ULM	1-0	36	1-2	1-1	1-2	1-3-4	1	6	2	0	1	4
Nov. 22	at SMU	1-1	33	2-3	0-0	0-0	0-3-3	2	6	2	1	2	4
Nov. 25	Stetson^	1-1	25	1-3	0-2	0-0	0-2-2	3	2	1	1	1	2
Nov. 26	Illinois State^	1-1	26	1-3	0-0	0-0	2-0-2	0	5	0	0	1	2
Nov. 27	George Washington ^	1-1	26	2-3	1-1	0-0	1-2-3	2	2	1	0	1	5
Dec. 3	ALCORN STATE	1-1	29	1-4	0-2	0-0	1-1-2	0	3	1	0	2	2
Dec. 8	VANDERBILT												
Dec. 12	SOUTH ALABAMA												
Dec. 18	UTEP*												
Dec. 29	at UTSA*												
Dec. 31	CHARLOTTE*												
Jan. 5	RICE*												
Jan. 7	at UTEP*												
Jan. 11	NORTH TEXAS*												
Jan. 14	at UAB*												
Jan. 19	at WKU*												
Jan. 21	at Middle Tennessee*												
Jan. 26	UAB*												
Jan. 28	UTSA*												
Feb. 2	at Rice*												
Feb. 9	FIU*												
Feb. 11	FAU*												
Feb. 16	at North Texas*												
Feb. 18	at Charlotte*												
Feb. 23	WKU*												
Feb. 25	MIDDLE TENNESSEE*												
Mar. 2	at FIU*												
Mar. 4	at FAU												



CAREER STATS

YEAR	GP	GS	MIN	AVG.	FG	FGA	PCT.	3FG	3FGA	PCT.	FT	FTA	PCT.	Rebounds			AVG	PF	FO	A	TO	BLK	STL	PTS	AVG
														OFF	DEF	TOTAL									
2021-22	33	23	756	22.9	44	102	.431	12	41	.293	14	22	.636	24	56	80	2.4	46	0	69	59	10	40	114	3.5
2022-23	8	5	221	27.6	15	26	.577	4	8	.500	2	4	.500	6	18	24	3.0	11	0	33	9	5	12	36	4.5
Total	41	28	977	23.8	59	128	.461	16	49	.327	16	26	.615	30	74	104	2.5	57	0	102	68	15	52	150	3.7



AMAYA
BRANNON **24**

SOPHOMORE / GUARD
5-11 / PLANO, TEXAS
PLANO SENIOR HS

SEASON HIGHS

Points
18 at ULM (11/13)
Field Goals
8 at ULM (11/13)
Field Goal Attempts
14 at ULM (11/13)
3-Point Field Goals
1 (3x) last at SMU (11/22)
3-Point Field Goal Attempts
3 vs. Central Baptist (11/7)
Rebounds
9 at ULM (11/13)
Assists
3 at SMU (11/22)
Blocks
None
Steals
2 (2x) last vs. Alcorn State (12/3)
Minutes
32 at ULM (11/13)

CAREER HIGHS

Points
18 at ULM (11/13)
Field Goals
8 (2x) last at ULM (11/13)
Field Goal Attempts
14 at ULM (11/13)
3-Point Field Goals
2 (4x) last vs. Middle Tennessee (3/11/22)
3-Point Field Goal Attempts
4 (3x) last at Colorado (11/27/21)
Rebounds
9 (2x) last at ULM (11/13)
Assists
3 (2x) last at SMU (11/22/22)
Blocks
1 (4x) last vs. UAB (3/10/22)
Steals
5 vs. Nicholls (11/22/21)
Minutes
37 at Old Dominion (3/2/22)

GAME-BY-GAME STATS

DATE	OPPONENT	GP-GS	MIN	FG	3FG	FT	O-D-T	PF	A	TO	B	S	TP
Nov. 7	CENTRAL BAPTIST	1-1	22	5-11	0-3	0-0	3-5-8	2	1	2	0	2	10
Nov. 10	ARKANSAS STATE	1-1	26	2-5	1-2	0-0	1-4-5	3	1	0	0	1	5
Nov. 13	at ULM	1-1	32	8-14	1-2	1-1	1-8-9	1	2	3	0	1	18
Nov. 22	at SMU	1-1	29	3-6	1-1	0-0	0-1-1	3	3	2	0	1	7
Nov. 25	Stetson^	1-1	22	2-7	0-1	2-2	3-1-4	3	1	2	0	0	6
Nov. 26	Illinois State^	1-1	25	3-7	0-3	1-2	2-4-6	0	2	2	0	0	7
Nov. 27	George Washington ^	1-1	16	1-3	0-1	0-0	1-4-5	0	1	2	0	0	2
Dec. 3	ALCORN STATE	1-1	28	1-6	0-2	2-2	2-2-4	3	0	6	0	2	4
Dec. 8	VANDERBILT												
Dec. 12	SOUTH ALABAMA												
Dec. 18	UTEP*												
Dec. 29	at UTSA*												
Dec. 31	CHARLOTTE*												
Jan. 5	RICE*												
Jan. 7	at UTEP*												
Jan. 11	NORTH TEXAS*												
Jan. 14	at UAB*												
Jan. 19	at WKU*												
Jan. 21	at Middle Tennessee*												
Jan. 26	UAB*												
Jan. 28	UTSA*												
Feb. 2	at Rice*												
Feb. 9	FIU*												
Feb. 11	FAU*												
Feb. 16	at North Texas*												
Feb. 18	at Charlotte*												
Feb. 23	WKU*												
Feb. 25	MIDDLE TENNESSEE*												
Mar. 2	at FIU*												
Mar. 4	at FAU												



CAREER STATS

YEAR	GP	GS	MIN	AVG.	FG	FGA	PCT.	3FG	3FGA	PCT.	FT	FTA	PCT.	Rebounds			AVG	PF	FO	A	TO	BLK	STL	PTS	AVG
														OFF	DEF	TOTAL									
2021-22	33	21	882	26.7	85	189	.450	20	50	.385	41	59	.695	46	98	144	4.4	64	1	18	56	4	36	231	7.0
2022-23	8	8	200	25.1	25	59	.424	3	15	.200	6	7	.857	13	29	42	5.3	15	0	11	19	0	7	59	7.4
Total	40	29	1082	26.4	110	248	.444	23	67	.343	47	66	.712	59	127	186	4.5	79	1	29	75	4	43	290	7.1



KATE THOMPSON 32

SOPHOMORE / FORWARD

6-2 / DENHAM SPRINGS, LA.

DENHAM SPRINGS HS / WISCONSIN

SEASON HIGHS

Points

7 vs. Central Baptist (11/7)

Field Goals

2 (3x) last vs. George Washington (11/27)

Field Goal Attempts

4 at SMU (11/22)

3-Point Field Goals

None

3-Point Field Goal Attempts

None

Rebounds

6 vs. Central Baptist (11/7)

Assists

1 vs. Illinois State (11/26)

Blocks

1 (2x) last at SMU (11/22)

Steals

1 (2x) last vs. Stetson (11/25)

Minutes

15 vs. George Washinton (11/27)

CAREER HIGHS

Points

14 at McNeese (12/22/21)

Field Goals

5 (2x) last at McNeese (12/22/21)

Field Goal Attempts

13 at McNeese (12/22/21)

3-Point Field Goals

1 (x) last vs. Charlotte (3/12/22)

3-Point Field Goal Attempts

2 vs. UTSA (1/17/22)

Rebounds

8 at McNeese (12/22/21)

Assists

3 vs. UTSA (1/17/22)

Blocks

3 vs. North Dakota (12/13/20)

Steals

2 (3x) last vs. UTEP (2/7/22)

Minutes

23 vs. UTSA (1/17/22)

GAME-BY-GAME STATS

DATE	OPPONENT	GP-GS	MIN	FG	3FG	FT	O-D-T	PF	A	TO	B	S	TP
Nov. 7	CENTRAL BAPTIST	1-0	10	2-2	0-0	3-3	2-4-6	1	0	1	0	0	7
Nov. 10	ARKANSAS STATE	1-0	7	0-2	0-0	0-0	0-2-2	0	0	0	1	0	0
Nov. 13	at ULM	1-0	10	2-3	0-0	1-1	0-1-1	0	0	0	0	0	5
Nov. 22	at SMU	1-0	11	1-4	0-0	0-0	1-2-3	4	0	2	1	1	2
Nov. 25	Stetson^	1-0	11	1-3	0-0	0-0	1-0-1	0	0	1	0	1	2
Nov. 26	Illinois State^	1-0	8	1-2	0-0	0-0	2-0-2	4	1	0	0	0	2
Nov. 27	George Washington ^	1-0	15	2-2	0-0	1-2	1-3-4	3	0	0	0	0	5
Dec. 3	ALCORN STATE	1-0	7	1-1	0-0	1-2	1-3-4	2	0	1	0	0	3
Dec. 8	VANDERBILT												
Dec. 12	SOUTH ALABAMA												
Dec. 18	UTEP*												
Dec. 29	at UTSA*												
Dec. 31	CHARLOTTE*												
Jan. 5	RICE*												
Jan. 7	at UTEP*												
Jan. 11	NORTH TEXAS*												
Jan. 14	at UAB*												
Jan. 19	at WKU*												
Jan. 21	at Middle Tennessee*												
Jan. 26	UAB*												
Jan. 28	UTSA*												
Feb. 2	at Rice*												
Feb. 9	FIU*												
Feb. 11	FAU*												
Feb. 16	at North Texas*												
Feb. 18	at Charlotte*												
Feb. 23	WKU*												
Feb. 25	MIDDLE TENNESSEE*												
Mar. 2	at FIU*												
Mar. 4	at FAU												



CAREER STATS

YEAR	GP	GS	MIN	AVG.	FG	FGA	PCT.	3FG	3FGA	PCT.	FT	FTA	PCT.	Rebounds			AVG	PF	FO	A	TO	BLK	STL	PTS	AVG
														OFF	DEF	TOTAL									
2020-21*	24	3	290	12.1	28	84	.333	0	2	.000	17	29	.586	20	42	62	2.6	41	0	4	18	6	9	73	3.0
2021-22	33	13	380	11.5	45	103	.437	3	7	.429	28	33	.848	24	29	53	1.6	47	1	14	34	19	13	121	3.7
2022-23	8	0	79	9.9	10	19	.526	0	0	0	6	8	.750	8	15	23	2.9	14	0	1	5	2	1	26	3.3
Total	65	16	747	11.5	83	206	.403	3	9	.333	51	70	.729	52	86	138	2.1	102	1	19	57	30	20	220	3.4

* Wisconsin Stats



**MACKENZIE
WURM** **33**

SOPHOMORE / FORWARD

6-4 / ALLEN, TEXAS

ALLEN HS

SEASON HIGHS

Points

6 vs. Illinois State (11/26)

Field Goals

6 vs. Illinois State (11/26)

Field Goal Attempts

3 vs. Illinois State (11/26)

3-Point Field Goals

None

3-Point Field Goal Attempts

None

Rebounds

4 vs. Central Baptist (11/7)

Assists

2 (3x) vs. Alcorn State (12/3)

Blocks

3 vs. Stetson (11/25)

Steals

1 (2x) last vs. Illinois State (11/26)

Minutes

11 vs. Illinois State (11/26)

CAREER HIGHS

Points

12 at McNeese (12/22/21)

Field Goals

6 vs. Illinois State (11/26)

Field Goal Attempts

8 at McNeese (12/22/21)

3-Point Field Goals

None

3-Point Field Goal Attempts

None

Rebounds

12 at McNeese (12/21/22)

Assists

2 vs. Central Baptist (11/7/22)

Blocks

3 (2x) last vs. Stetson (11/25/22)

Steals

1 (3x) last vs. Illinois State (11/26/22)

Minutes

15 at McNeese

GAME-BY-GAME STATS

DATE	OPPONENT	GP-GS	MIN	FG	3FG	FT	O-D-T	PF	A	TO	B	S	TP
Nov. 7	CENTRAL BAPTIST	1-0	7	1-1	0-0	3-4	0-4-4	1	2	0	1	0	5
Nov. 10	ARKANSAS STATE	1-0	1	0-0	0-0	0-0	0-0-0	1	0	0	0	0	0
Nov. 13	at ULM						Did Not Play						
Nov. 22	at SMU	1-0	5	0-0	0-0	0-0	0-1-1	0	0	0	1	0	0
Nov. 25	Stetson^	1-0	5	2-2	0-0	0-0	0-1-1	1	0	0	3	1	4
Nov. 26	Illinois State^	1-0	11	3-6	0-0	0-0	0-1-1	1	0	0	1	1	6
Nov. 27	George Washington^	1-0	5	0-1	0-0	0-0	0-1-1	0	1	1	2	0	0
Dec. 3	ALCORN STATE	1-0	5	1-3	0-0	2-2	2-0-2	2	0	1	0	1	4
Dec. 8	VANDERBILT												
Dec. 12	SOUTH ALABAMA												
Dec. 18	UTEP*												
Dec. 29	at UTSA*												
Dec. 31	CHARLOTTE*												
Jan. 5	RICE*												
Jan. 7	at UTEP*												
Jan. 11	NORTH TEXAS*												
Jan. 14	at UAB*												
Jan. 19	at WKU*												
Jan. 21	at Middle Tennessee*												
Jan. 26	UAB*												
Jan. 28	UTSA*												
Feb. 2	at Rice*												
Feb. 9	FIU*												
Feb. 11	FAU*												
Feb. 16	at North Texas*												
Feb. 18	at Charlotte*												
Feb. 23	WKU*												
Feb. 25	MIDDLE TENNESSEE*												
Mar. 2	at FIU*												
Mar. 4	at FAU												



CAREER STATS

YEAR	GP	GS	MIN	AVG.	FG	FGA	PCT.	3FG	3FGA	PCT.	FT	FTA	PCT.	Rebounds			AVG	PF	FO	A	TO	BLK	STL	PTS	AVG
														OFF	DEF	TOTAL									
2021-22	13	0	60	4.6	7	19	.368	0	0	0	8	10	.800	6	15	21	1.6	7	0	1	3	5	2	22	1.7
2022-23	7	0	39	5.6	7	13	.538	0	0	.000	5	6	.833	2	8	10	1.4	6	0	3	2	8	3	19	2.7
Total	20	0	99	5.0	14	32	.438	0	0	.000	13	16	.813	8	23	31	1.6	13	0	4	5	13	5	41	2.1



AYEN
ANGOI

34

FRESHMAN / FORWARD
6-0 / DALLAS, TEXAS
BISHOP LYNCH HS

SEASON HIGHS

Points
4 vs. Central Baptist (11/7)
Field Goals
2 vs. Central Baptist (11/7)
Field Goal Attempts
2 (2x) last vs. Stetson (11/25)
3-Point Field Goals
None
3-Point Field Goal Attempts
None
Rebounds
3 vs. Central Baptist (11/7)
Assists
None
Blocks
None
Steals
1 vs. Central Baptist (11/7)
Minutes
8 vs. Central Baptist (11/7)

CAREER HIGHS

Points
Same
Field Goals
Same
Field Goal Attempts
Same
3-Point Field Goals
None
3-Point Field Goal Attempts
None
Rebounds
Same
Assists
None
Blocks
None
Steals
Same
Minutes
Same

GAME-BY-GAME STATS

DATE	OPPONENT	GP-GS	MIN	FG	3FG	FT	O-D-T	PF	A	TO	B	S	TP
Nov. 7	CENTRAL BAPTIST	1-0	8	2-2	0-0	0-0	1-2-3	1	0	0	0	1	4
Nov. 10	ARKANSAS STATE												
Nov. 13	at ULM												
Nov. 22	at SMU												
Nov. 25	Stetson^	1-0	3	1-2	0-0	0-0	1-0-1	0	0	0	0	0	2
Nov. 26	Illinois State^	1-0	5	1-1	0-0	0-0	0-0-0	0	0	0	0	0	2
Nov. 27	George Washington ^	1-0	2	1-1	0-0	0-0	0-1-1	0	0	0	0	0	2
Dec. 3	ALCORN STATE												
Dec. 8	VANDERBILT												
Dec. 12	SOUTH ALABAMA												
Dec. 18	UTEP*												
Dec. 29	at UTSA*												
Dec. 31	CHARLOTTE*												
Jan. 5	RICE*												
Jan. 7	at UTEP*												
Jan. 11	NORTH TEXAS*												
Jan. 14	at UAB*												
Jan. 19	at WKU*												
Jan. 21	at Middle Tennessee*												
Jan. 26	UAB*												
Jan. 28	UTSA*												
Feb. 2	at Rice*												
Feb. 9	FIU*												
Feb. 11	FAU*												
Feb. 16	at North Texas*												
Feb. 18	at Charlotte*												
Feb. 23	WKU*												
Feb. 25	MIDDLE TENNESSEE*												
Mar. 2	at FIU*												
Mar. 4	at FAU												



CAREER STATS

YEAR	GP	GS	MIN	AVG.	FG	FGA	PCT.	3FG	3FGA	PCT.	FT	FTA	PCT.	Rebounds			AVG	PF	FO	A	TO	BLK	STL	PTS	AVG
														OFF	DEF	TOTAL									
2022-23	4	0	18	4.6	5	6	.833	0	0	.000	0	0	.000	2	3	5	1.3	1	0	0	0	0	1	10	2.5
Total	4	0	18	4.6	5	6	.833	0	0	.000	0	0	.000	2	3	5	1.3	1	0	0	0	0	1	10	2.5



ANNA LARR ROBERSON 44

JUNIOR / FORWARD
6-3 / RUSTON, LOUISIANA
CEDAR CREEK HS

SEASON HIGHS

Points
19 vs. Stetson (11/25)
Field Goals
8 vs. Stetson (11/25)
Field Goal Attempts
11 (2x) last vs. Stetson (11/25)
3-Point Field Goals
1 vs. Stetson (11/25)
3-Point Field Goal Attempts
1 (3x) last vs. Alcorn State (12/3)
Rebounds
10 (3x) last vs. Alcorn State (12/3)
Assists
2 (2x) last vs. George Washington (11/27)
Blocks
2 vs. Alcorn State (12/3)
Steals
1 (6x) last vs. Alcorn State (12/3)
Minutes
31 vs. Arkansas State (11/10)

CAREER HIGHS

Points
44 vs. Rice (2/24/22)
Field Goals
20 vs. Rice (2/24/22)
Field Goal Attempts
28 vs. Rice (2/24/22)
3-Point Field Goals
1, (9x) last vs. Stetson (11/25)
3-Point Field Goal Attempts
3 at Rice (2/26/21)
Rebounds
15, (2x) last vs. Southern Miss (1/9/22)
Assists
3 (2x) last at Marshall (12/30/21)
Blocks
4, (2x) last vs. North Texas (2/5/21)
Steals
3, (3x) last vs. Middle Tennessee (3/11/22)
Minutes
44 vs. Rice (2/24/22)

GAME-BY-GAME STATS

DATE	OPPONENT	GP-GS	MIN	FG	3FG	FT	O-D-T	PF	A	TO	B	S	TP
Nov. 7	CENTRAL BAPTIST	1-1	21	4-8	0-1	3-4	1-6-7	3	2	1	0	1	11
Nov. 10	ARKANSAS STATE	1-1	31	4-8	0-0	2-2	3-4-7	2	0	1	1	1	10
Nov. 13	at ULM	1-1	30	6-11	0-0	1-1	1-9-10	3	1	1	0	0	13
Nov. 22	at SMU	1-1	23	4-7	0-0	1-2	1-3-4	4	0	2	0	1	9
Nov. 25	Stetson^	1-1	24	8-11	1-1	2-2	1-9-10	2	0	1	1	0	19
Nov. 26	Illinois State^	1-1	23	2-8	0-0	3-3	0-7-7	1	1	2	0	1	7
Nov. 27	George Washington ^	1-1	20	6-10	0-0	2-4	2-7-9	1	2	0	1	1	14
Dec. 3	ALCORN STATE	1-1	29	4-10	0-1	9-12	5-5-10	3	0	3	2	1	17
Dec. 8	VANDERBILT												
Dec. 12	SOUTH ALABAMA												
Dec. 18	UTEP*												
Dec. 29	at UTSA*												
Dec. 31	CHARLOTTE*												
Jan. 5	RICE*												
Jan. 7	at UTEP*												
Jan. 11	NORTH TEXAS*												
Jan. 14	at UAB*												
Jan. 19	at WKU*												
Jan. 21	at Middle Tennessee*												
Jan. 26	UAB*												
Jan. 28	UTSA*												
Feb. 2	at Rice*												
Feb. 9	FIU*												
Feb. 11	FAU*												
Feb. 16	at North Texas*												
Feb. 18	at Charlotte*												
Feb. 23	WKU*												
Feb. 25	MIDDLE TENNESSEE*												
Mar. 2	at FIU*												
Mar. 4	at FAU												



CAREER STATS

YEAR	GP	GS	MIN	AVG.	FG	FGA	PCT.	3FG	3FGA	PCT.	FT	FTA	PCT.	Rebounds			AVG	PF	FO	A	TO	BLK	STL	PTS	AVG
														OFF	DEF	TOTAL									
2019-20	30	15	603	20.1	81	157	.516	1	4	.250	38	56	.679	69	95	164	5.5	50	0	12	30	15	15	201	6.7
2020-21	24	11	611	25.5	103	213	.484	4	11	.364	61	70	.871	56	115	171	7.1	60	1	7	25	16	21	271	11.3
2021-22	32	32	999	31.2	192	369	.520	3	14	.214	98	117	.838	67	206	273	8.5	83	1	24	49	28	28	485	15.2
2022-23	8	8	201	25.1	38	73	.521	1	3	.333	23	30	.767	14	50	64	8.0	19	0	6	11	5	6	100	12.5
Total	94	66	2423	25.8	414	812	.510	9	32	.281	220	273	.806	206	466	672	7.1	212	2	49	115	64	70	1057	11.2



ANJA
BUKVIC
FRESHMAN / GUARD
5-10 / BELGRADE, SERBIA
V ECONOMIC SCHOOL

45

SEASON HIGHS

Points
5 vs. Central Baptist (11/7)
Field Goals
2 vs. Central Baptist (11/7)
Field Goal Attempts
3 vs. Central Baptist (11/7)
3-Point Field Goals
1 vs. Central Baptist (11/7)
3-Point Field Goal Attempts
1 vs. Central Baptist (11/7)
Rebounds
2 vs. Illinois State (11/26)
Assists
1 (2x) last vs. George Washington (11/27)
Blocks
None
Steals
1 vs Illinois State (11/26)
Minutes
10 vs Illinois State (11/26)

CAREER HIGHS

Points
Same
Field Goals
Same
Field Goal Attempts
Same
3-Point Field Goals
Same
3-Point Field Goal Attempts
Same
Rebounds
None
Assists
Same
Blocks
None
Steals
None
Minutes
Same

GAME-BY-GAME STATS

DATE	OPPONENT	GP-GS	MIN	FG	3FG	FT	O-D-T	PF	A	TO	B	S	TP
Nov. 7	CENTRAL BAPTIST	1-0	4	2-3	1-1	0-0	0-0-0	0	1	0	0	0	5
Nov. 10	ARKANSAS STATE												
Nov. 13	at ULM	1-0	1	0-0	0-0	0-0	0-0-0	0	0	0	0	0	0
Nov. 22	at SMU												
Nov. 25	Stetson^	1-0	3	0-0	0-0	2-2	0-0-0	0	0	0	0	0	0
Nov. 26	Illinois State^	1-0	10	1-2	0-0	2-2	0-2-2	1	0	1	0	1	4
Nov. 27	George Washington ^	1-0	2	1-1	0-0	0-0	0-0-0	0	1	0	0	0	2
Dec. 3	ALCORN STATE	1-0	5	0-0	0-0	0-0	0-1-1	0	0	1	0	0	0
Dec. 8	VANDERBILT												
Dec. 12	SOUTH ALABAMA												
Dec. 18	UTEP*												
Dec. 29	at UTSA*												
Dec. 31	CHARLOTTE*												
Jan. 5	RICE*												
Jan. 7	at UTEP*												
Jan. 11	NORTH TEXAS*												
Jan. 14	at UAB*												
Jan. 19	at WKU*												
Jan. 21	at Middle Tennessee*												
Jan. 26	UAB*												
Jan. 28	UTSA*												
Feb. 2	at Rice*												
Feb. 9	FIU*												
Feb. 11	FAU*												
Feb. 16	at North Texas*												
Feb. 18	at Charlotte*												
Feb. 23	WKU*												
Feb. 25	MIDDLE TENNESSEE*												
Mar. 2	at FIU*												
Mar. 4	at FAU												



CAREER STATS

YEAR	GP	GS	MIN	AVG.	FG	FGA	PCT.	3FG	3FGA	PCT.	FT	FTA	PCT.	Rebounds			AVG	PF	FO	A	TO	BLK	STL	PTS	AVG
														OFF	DEF	TOTAL									
2022-23	6	0	25	4.2	4	6	.667	1	1	1.000	4	4	1.000	0	3	3	0.5	1	0	2	2	0	1	13	2.2
Total	6	0	25	4.2	4	6	.667	1	1	1.000	4	4	1.000	0	3	3	0.5	1	0	2	2	0	1	13	2.2

GAME-BY-GAME BOX SCORES

GAME 1 • 11-7-22 • RUSTON, LA

FG's (1st Half: 4-24 8.3%; 2nd Half: 5-27 18.5%)
3FG's (1st Half: 0-8 0.0%; 2nd Half: 1-12 8.3%)
FT's (1st Half: 4-8 50.0%; 2nd Half: 7-16 43.8%)

FG's (1st Half: 13-31 41.9%; 2nd Half: 21-33 63.6%)
3FG's (1st Half: 1-11 9.1%; 2nd Half: 2-9 22.2%)
FT's (1st Half: 6-9 67.7%; 2nd Half: 9-11 81.8%)

Score by Quarter	1st	2nd	3rd	4th	Total
Central Baptist	4	8	12	6	30
Louisiana Tech	11	22	25	28	86

GAME 2 • 11-10-22 • RUSTON, LA.

FG's (1st Half: 11-24 45.8%; 2nd Half: 12-28 42.9%)
3FG's (1st Half: 3-6 50.0%; 2nd Half: 2-9 22.2%)
FT's (1st Half: 3-7 42.9%; 2nd Half: 5-8 62.5%)

Score by Quarter	1st	2nd	3rd	4th	Total
Arkansas State	21	14	8	13	56
Louisiana Tech	16	12	18	13	59

GAME 3 • 11-13-22 • MONROE, LA

FG's (1st Half: 10-30 30.0%; 2nd Half: 11-31 35.5%)
3FG's (1st Half: 2-5 40.0%; 2nd Half: 0-1 0.0%)
FT's (1st Half: 2-4 50.0%; 2nd Half: 7-9 77.8%)

FG's (1st Half: 14-38 36.8%; 2nd Half: 14-30 47.7%)
3FG's (1st Half: 1-5 20.0%; 2nd Half: 3-6 50.0%)
FT's (1st Half: 4-6 67.7%; 2nd Half: 4-5 80.9%)

Score by Quarter	1st	2nd	3rd	4th	Total
Louisiana Tech	17	16	14	21	68
ULM	6	18	20	9	53

GAME 4 • 11-22-22 • DALLAS, TEXAS

FG's (1st Half: 10-28 35.7%; 2nd Half: 14-28 50.0%)
3FG's (1st Half: 3-7 42.9%; 2nd Half: 3-8 37.5%)
FT's (1st Half: 5-8 62.5%; 2nd Half: 4-6 66.7%)

FG's (1st Half: 11-25 44.0%; 2nd Half: 12-23 52.2%)
3FG's (1st Half: 4-6 66.7%; 2nd Half: 1-3 33.3%)
FT's (1st Half: 3-4 75.0%; 2nd Half: 5-6 83.3%)

Score by Quarter	1st	2nd	3rd	4th	Total
Louisiana Tech	20	9	17	13	59
SMU	10	18	18	17	63

GAME 5 • 11-25-22 • LAS VEGAS, NEV

FG's (1st Half: 8-27 29.6%; 2nd Half: 9-29 31.0%)
3FG's (1st Half: 1-8 12.5%; 2nd Half: 3-12 25.0%)
FT's (1st Half: 3-5 60.0%; 2nd Half: 9-14 64.3%)

FG's (1st Half: 17-33 51.5%; 2nd Half: 10-25 40.0%)
3FG's (1st Half: 4-11 36.4%; 2nd Half: 1-4 25.0%)
FT's (1st Half: 3-4 75.0%; 2nd Half: 11-15 73.3%)

Score by Quarter	1st	2nd	3rd	4th	Total
Stetson	13	7	16	14	50
Louisiana Tech	22	19	18	14	73

GAME 6 • 11-26-22 • LAS VEGAS, NEV

FG's (1st Half: 10-23 43.5%; 2nd Half: 17-35 48.6%)
3FG's (1st Half: 4-8 50.0%; 2nd Half: 3-10 30.0%)
FT's (1st Half: 4-6 66.7%; 2nd Half: 5-6 83.3%)

#	LA Tech	GS	MIN	FG	3FG	FT	REB	PF	A	TO	B	S	TP
44	Roberson	*	23	2-8	0-0	3-3	0-7-7	1	1	2	0	1	7
2	Walker	*	22	1-11	0-3	2-4	0-0-0	0	0	2	0	1	4
20	Bates	*	23	0-4	0-3	0-0	3-3	3	1	4	0	0	0
23	Nativi	*	26	1-3	0-0	0-0	2-0-2	0	5	0	0	1	2
24	Brannon	*	25	3-7	0-3	1-2	2-4-6	0	2	2	0	0	7
1	Smith		7	1-1	0-0	0-0	0-0-0	0	2	1	0	0	2
3	Lee		16	3-4	0-0	0-0	0-2-2	2	2	1	0	0	6
4	Sant		13	0-0	0-0	0-0	1-0-1	0	1	0	0	0	0
12	Green		14	3-4	1-2	4-5	0-2-2	0	0	2	0	0	11
32	Thompson		8	1-2	0-0	0-0	2-0-2	4	1	0	0	0	2
33	Wurm		11	3-6	0-0	0-0	0-1-1	1	0	0	1	1	6
34	Angoi		5	1-1	0-0	0-0	0-0-0	0	0	0	0	2	0
45	Bukvic		10	1-2	0-0	2-2	0-2-2	1	0	1	0	1	4
Team			20020-53	1-11	11-12	16-21	21-33	15	17	1	5	53	

Score by Quarter	1st	2nd	3rd	4th	Total
Illinois State	16	12	26	16	70
Louisiana Tech	6	13	13	21	53

GAME-BY-GAME BOX SCORES

LOUISIANA TECH 71, GEORGE WASHINGTON 52 GAME 7 • 11-27-22 • LAS VEGAS, NEV.														LOUISIANA TECH 70, ALCORN STATE 59 GAME 8 • 12-3-22 • RUSTON, LA.														LOUISIANA TECH VS. VANDERBILT GAME 9 • 12-8-22 • RUSTON, LA.																																																																																																																																																																																																																																																																																																																																																																																																																																																																																																																																																																																																																																																																																																																																																																																																																																																																																																																																																																																																																																																																																																																																																																																																																																																																																																																																																																																																																																														
##	GW	GS	MIN	FG	3FG	FT	REB	PF	A	TO	B	S	TP	##	Alcorn	GS	MIN	FG	3FG	FT	REB	PF	A	TO	B	S	TP																																																																																																																																																																																																																																																																																																																																																																																																																																																																																																																																																																																																																																																																																																																																																																																																																																																																																																																																																																																																																																																																																																																																																																																																																																																																																																																																																																																																																																															</



2022-23 Louisiana Tech Women's Basketball Combined Team Statistics All games

Page 1/1
as of Dec 06, 2022

Game Records

Record	Overall	Home	Away	Neutral
ALL GAMES	6-2	3-0	1-1	2-1
CONFERENCE	0-0	0-0	0-0	0-0
NON-CONFERENCE	6-2	3-0	1-1	2-1

Score by Periods

Team	1st	2nd	3rd	4th	OT	TOT
Louisiana Tech	124	119	140	156	0	539
Opponents	94	97	132	110	0	433

Team Box Score

No.	Player				Total		3-Point		F-Throw		Rebounds													
		GP-GS	MIN	AVG	FG-FGA	FG%	3FG-3FGA	3FG%	FT-FTA	FT%	OFF	DEF	TOT	AVG	PF	DQ	A	TO	BLK	STL	PTS	AVG		
2	WALKER, Keiunna	8-8	212:03	26.5	40-105	.381	4-13	.308	35-45	.778	4	23	27	3.4	16	0	18	22	2	8	119	14.9		
44	ROBERSON, Anna Larr	8-8	200:42	25.1	38-73	.521	1-3	.333	23-30	.767	14	50	64	8.0	19	0	6	11	5	6	100	12.5		
24	BRANNON, Amaya	8-8	200:27	25.1	25-59	.424	3-15	.200	6-7	.857	13	29	42	5.3	15	0	11	19	0	7	59	7.4		
10	BATES, Salma	8-8	207:07	25.9	16-35	.457	4-12	.333	12-19	.632	2	21	23	2.9	12	0	24	17	3	8	48	6.0		
3	LEE, Robyn	8-0	124:46	15.6	17-27	.630	0-1	.000	9-14	.643	6	13	19	2.4	17	0	10	10	0	5	43	5.4		
4	SANT, Lotte	8-0	123:20	15.4	12-31	.387	9-27	.333	6-6	1.000	5	6	11	1.4	6	0	6	5	0	3	39	4.9		
23	NATIVI, Silvia	8-5	220:38	27.6	15-26	.577	4-8	.500	2-4	.500	6	18	24	3.0	11	0	33	9	5	12	36	4.5		
32	THOMPSON, Kate	8-0	79:03	9.9	10-19	.526	0-0	.000	6-8	.750	8	15	23	2.9	14	0	1	5	2	1	26	3.3		
33	WURM, Mackenzie	7-0	39:11	5.6	7-13	.538	0-0	.000	5-6	.833	2	8	10	1.4	6	0	3	2	8	3	19	2.7		
34	ANGOI, Ayen	4-0	18:29	4.6	5-6	.833	0-0	.000	0-0	.000	2	3	5	1.3	1	0	0	0	0	1	10	2.5		
12	GREEN, Gabbie	8-3	133:15	16.7	6-35	.171	3-22	.136	4-5	.800	5	14	19	2.4	10	0	9	12	0	3	19	2.4		
45	BUKVIC, Anja	6-0	25:23	4.2	4-6	.667	1-1	1.000	4-4	1.000	0	3	3	0.5	1	0	2	2	0	1	13	2.2		
1	SMITH, Autumn	4-0	15:36	3.9	3-5	.600	0-1	.000	2-2	1.000	0	2	2	0.5	1	0	3	1	0	1	8	2.0		
Team											16	16	32					4						
Total		8	1600		198-440	.450	29-103	.282	114-150	.760	83	221	304	38.0	129	0	126	119	25	59	539	67.4		
Opponents		8	1600		157-450	.349	37-139	.266	82-129	.636	88	175	263	32.9	146	1	82	138	22	62	433	54.1		

Team Statistics

	LATECH	OPP
Scoring	539	433
Points per game	67.4	54.1
Scoring margin	+13.3	-
Field goals-att	198-440	157-450
Field goal pct	.450	.349
3 point fg-att	29-103	37-139
3-point FG pct	.282	.266
3-pt FG made per game	3.6	4.6
Free throws-att	114-150	82-129
Free throw pct	.760	.636
F-Throws made per game	14.3	10.3
Rebounds	304	263
Rebounds per game	38.0	32.9
Rebounding margin	+5.1	-
Assists	126	82
Assists per game	15.8	10.3
Turnovers	119	138
Turnovers per game	14.9	17.3
Turnover margin	+2.4	-
Assist/turnover ratio	1.1	0.6
Steals	59	62
Steals per game	7.4	7.8
Blocks	25	22
Blocks per game	3.1	2.8
Winning streak	2	-
Home win streak	3	-
Attendance	5745	1835
Home games-Avg/Game	3-1915	2-918
Neutral site-Avg/Game	-	3-308

Team Results

Date	Opponent		Score	Att.
11/07/2022	Central Baptist	W	86-30	1459
11/10/2022	Arkansas St.	W	59-56	2948
11/13/2022	at ULM	W	68-53	1213
11/22/2022	at SMU	L	59-63	622
11/25/2022	vs Stetson	W	73-50	0
11/26/2022	vs Illinois St.	L	53-70	925
11/27/2022	vs George Washington	W	71-52	0
12/03/2022	Alcorn	W	70-59	1338

TV/RADIO ROSTER



1

AUTUMN SMITH

5-6 - SO. - GUARD
ARLINGTON, TEXAS



2

KEIUNNA WALKER

5-6 - SR. - GUARD
LONOKE, ARK.



3

ROBYN LEE

5-8 - SO. - GUARD
MOSS POINT, MISS.



4

LOTTE SANT

6-1 - JR. - GUARD
AMSTERDAM, THE NETHERLANDS



10

SALMA BATES

5-7 - JR. - GUARD
KENNER, LA.



12

GABBIE GREEN

5-6 - GR. - GUARD
BELLVILLE, TEXAS



23

SILVIA NATIVI

6-0 - SO. - GUARD
FERRARA, ITALY



24

AMAYA BRANNON

5-11 - SO. - GUARD
PLANO, TEXAS



32

KATE THOMPSON

6-2 - SO. - FORWARD
DENHAM, SPRINGS, LA.



33

MACKENZIE WURM

6-4 - SO. - FORWARD
ALLEN, TEXAS



34

AYEN ANGOI

6-0 - FR. - FORWARD
DALLAS, TEXAS



44

ANNA LARR ROBERSON

6-3 - JR. - FORWARD
RUSTON, LA.



45

ANJA BUKVIC

5-10 - FR. - GUARD
BELGRADE, SERBIA

PRONUNCIATION GUIDE

#2 KEIUNNA WALKER - KEE-AH-NUH

#4 LOTTE SANT - LO-TUH SAHNT

#23 SILVIA NATIVI - NUH-TEE-VEE

#33 MACKENZIE WURM - WORM

#34 AYEN ANGOI - UH-YEN UN-WEE

#44 ANNA LARR ROBERSON - RAH-BERSON

#45 ANJA BUKVIC - ON-YUH BOO-K-WITCH