



NC State at Vanderbilt

12/17/22 United Center, Chicago
2022-23 Men's Basketball

Game Time: 9:30 PM
Game Duration: 1:59
Attendance: 5,578

Officials: Steve Anderson, Mike Roberts, Doug Shows

NC State - 70

Record: 10-3

| NO. | Name | Min | FG | 3P | FT | Rebounds | | | Fouls | | TP | AS | TO | ST | Blocks | | +/- |
|---------------|------------------|---------|-------|------|-------|----------|----|-----|-------|----|----|----|----|----|--------|----|-----|
| | | | M-A | M-A | M-A | OR | DR | TOT | PF | FD | | | | | BS | BA | |
| 30 | D.J. Burns Jr. | F 27:51 | 6-9 | 0-0 | 6-6 | 6 | 3 | 9 | 3 | 3 | 18 | 3 | 2 | 0 | 1 | 0 | 13 |
| 0 | Terquavion Smith | G 36:16 | 6-20 | 2-8 | 2-4 | 1 | 3 | 4 | 3 | 4 | 16 | 5 | 2 | 3 | 0 | 1 | 3 |
| 1 | Jarkel Joiner | G 38:38 | 3-8 | 1-1 | 5-6 | 1 | 4 | 5 | 2 | 6 | 12 | 2 | 1 | 0 | 1 | 0 | 7 |
| 5 | Jack Clark | G 33:40 | 2-7 | 2-6 | 1-2 | 2 | 6 | 8 | 1 | 1 | 7 | 0 | 0 | 1 | 1 | 1 | 0 |
| 14 | Casey Morsell | G 36:14 | 6-10 | 2-6 | 1-2 | 0 | 3 | 3 | 0 | 1 | 15 | 1 | 1 | 0 | 0 | 0 | 2 |
| 4 | LJ Thomas | 04:34 | 0-0 | 0-0 | 0-0 | 1 | 2 | 3 | 1 | 0 | 0 | 0 | 0 | 0 | 0 | 0 | -1 |
| 21 | Ebenezer Dowuona | 07:34 | 0-1 | 0-0 | 0-0 | 1 | 0 | 1 | 3 | 0 | 0 | 0 | 0 | 0 | 2 | 0 | -3 |
| 24 | Ernest Ross | 11:15 | 1-3 | 0-1 | 0-0 | 1 | 2 | 3 | 4 | 1 | 2 | 0 | 1 | 0 | 0 | 1 | -1 |
| 10 | Breon Pass | 03:58 | 0-0 | 0-0 | 0-0 | 0 | 0 | 0 | 0 | 0 | 0 | 0 | 0 | 0 | 0 | 0 | 0 |
| Team | | | | | | 0 | 2 | 2 | | | 0 | | 0 | | | | |
| Totals | | | 24-58 | 7-22 | 15-20 | 13 | 25 | 38 | 17 | 16 | 70 | 11 | 7 | 4 | 5 | 3 | 4 |

| Shooting By Period | | |
|--------------------|-------|-------|
| 1st FG% | 13-31 | 41.9% |
| 3PT% | 4-13 | 30.8% |
| FT% | 4-6 | 66.7% |
| 2nd FG% | 11-27 | 40.7% |
| 3PT% | 3-9 | 33.3% |
| FT% | 11-14 | 78.6% |
| GM FG% | 24-58 | 41.4% |
| 3PT% | 7-22 | 31.8% |
| FT% | 15-20 | 75.0% |

Dead Ball Rebounds: 4, 0

Technical Fouls::NONE

Vanderbilt - 66

Record: 5-6

| NO. | Name | Min | FG | 3P | FT | Rebounds | | | Fouls | | TP | AS | TO | ST | Blocks | | +/- |
|---------------|-----------------------|---------|-------|------|-------|----------|----|-----|-------|----|----|----|----|----|--------|----|-----|
| | | | M-A | M-A | M-A | OR | DR | TOT | PF | FD | | | | | BS | BA | |
| 10 | Myles Stute | F 32:06 | 6-10 | 4-8 | 0-1 | 0 | 2 | 2 | 2 | 1 | 16 | 0 | 0 | 1 | 1 | 0 | -3 |
| 21 | Liam Robbins | C 26:15 | 3-12 | 0-1 | 4-5 | 2 | 2 | 4 | 1 | 4 | 10 | 2 | 1 | 0 | 2 | 1 | -5 |
| 4 | Jordan Wright | G 19:29 | 2-5 | 0-2 | 0-0 | 1 | 2 | 3 | 1 | 1 | 4 | 0 | 0 | 0 | 0 | 1 | 2 |
| 5 | Ezra Manjon | G 26:37 | 5-12 | 0-0 | 2-2 | 1 | 1 | 2 | 2 | 3 | 12 | 1 | 1 | 1 | 0 | 2 | -6 |
| 12 | Trey Thomas | G 30:32 | 2-6 | 2-6 | 0-0 | 0 | 3 | 3 | 3 | 1 | 6 | 0 | 1 | 0 | 0 | 0 | 5 |
| 1 | Colin Smith | 17:27 | 1-3 | 0-2 | 2-2 | 1 | 2 | 3 | 2 | 2 | 4 | 1 | 0 | 0 | 0 | 0 | -5 |
| 42 | Quentin Millora-Brown | 13:45 | 1-2 | 0-0 | 0-1 | 1 | 0 | 1 | 4 | 3 | 2 | 0 | 1 | 0 | 0 | 0 | 1 |
| 0 | Tyrin Lawrence | 29:16 | 5-8 | 0-1 | 2-3 | 1 | 3 | 4 | 0 | 2 | 12 | 3 | 4 | 2 | 0 | 1 | -2 |
| 3 | Paul Lewis | 04:33 | 0-2 | 0-1 | 0-0 | 1 | 1 | 2 | 1 | 0 | 0 | 0 | 0 | 0 | 0 | 0 | -7 |
| Team | | | | | | 4 | 2 | 6 | | | 0 | | 1 | | | | |
| Totals | | | 25-60 | 6-21 | 10-14 | 12 | 18 | 30 | 16 | 17 | 66 | 7 | 9 | 4 | 3 | 5 | -4 |

| Shooting By Period | | |
|--------------------|-------|-------|
| 1st FG% | 14-32 | 43.8% |
| 3PT% | 5-12 | 41.7% |
| FT% | 5-7 | 71.4% |
| 2nd FG% | 11-28 | 39.3% |
| 3PT% | 1-9 | 11.1% |
| FT% | 5-7 | 71.4% |
| GM FG% | 25-60 | 41.7% |
| 3PT% | 6-21 | 28.6% |
| FT% | 10-14 | 71.4% |

Dead Ball Rebounds: 2, 4

Technical Fouls::NONE

| | NCS | VAN |
|------------------|---------------------------|---------------------------|
| Biggest lead | 5 (2 nd 12:40) | 8 (2 nd 19:04) |
| Best Scoring Run | 13(2 nd 12:40) | 7(2 nd 19:04) |
| Lead Changes | 11 | |
| Times Tied | 7 | |
| Time with Lead | 16:47 | 18:55 |

| Points from | NCS | VAN |
|---------------|-----|-----|
| Turnovers | 5 | 5 |
| Paint | 28 | 32 |
| Second Chance | 9 | 15 |
| Fast Breaks | 9 | 2 |
| Bench | 2 | 18 |

| | Period by Period Scoring | | |
|-----|--------------------------|-----|-----|
| | 1st | 2nd | TOT |
| NCS | 34 | 36 | 70 |
| VAN | 38 | 28 | 66 |



NC State at Vanderbilt

12/17/22 United Center, Chicago
2022-23 Men's Basketball

Game Time: 9:30 PM
Game Duration: 1:59
Attendance: 5,578

Officials: Steve Anderson, Mike Roberts, Doug Shows

Period 1

Quarter Starters:

| | | | | | |
|------------|------------|------------|------------|--------------|----------------|
| VAN | 4 Wright J | 5 Manjon E | 10 Stute M | 12 Thomas T | 21 Robbins L |
| NCS | 0 Smith T | 1 Joiner J | 5 Clark J | 14 Morsell C | 30 Burns Jr. D |

| Game Time | VAN | Score | Diff | NCS |
|-----------|---|--------------|-----------|--|
| 20:00 | 21 ROBBINS L jumpball won | | | 30 BURNS JR. D jumpball lost |
| 19:45 | 5 MANJON E 2pt FG in the paint, floating jump shot missed | | | |
| 19:41 | 5 MANJON E offensive rebound (1) | | | |
| 19:35 | 21 ROBBINS L 2pt FG second chance in the paint, turnaround jump shot made (2) | 2-0 | 2 | |
| 19:17 | | | | 14 MORSELL C 3pt FG , jump shot missed |
| 19:14 | 10 STUTE M defensive rebound (1) | | | |
| 19:04 | 21 ROBBINS L 2pt FG outside the paint, pull up jump shot missed | | | |
| 19:01 | | | | 5 CLARK J defensive rebound (1) |
| 18:48 | | 2-3 | -1 | 0 SMITH T 3pt FG , jump shot made (3) |
| 18:48 | | | | 14 MORSELL C assist (1) |
| 18:14 | 10 STUTE M 3pt FG , step back jump shot made (3) | 5-3 | 2 | |
| 17:46 | | 5-5 | 0 | 30 BURNS JR. D 2pt FG in the paint, driving layup made (2) |
| 17:20 | 5 MANJON E 2pt FG in the paint, driving layup made (2) | 7-5 | 2 | |
| 17:06 | | | | 0 SMITH T turnover bad pass (1) |
| 16:42 | 12 THOMAS T 3pt FG from turnover, jump shot made (3) | 10-5 | 5 | |
| 16:42 | 5 MANJON E assist (1) | | | |
| 16:22 | | 10-7 | 3 | 0 SMITH T 2pt FG in the paint, driving layup made (5) |
| 16:00 | 21 ROBBINS L 2pt FG outside the paint, turnaround jump shot missed | | | |
| 15:57 | | | | 5 CLARK J defensive rebound (2) |
| 15:50 | 10 STUTE M foul shooting (1 - 1) | | | 5 CLARK J foul drawn (1) |
| 15:50 | Timeout media | | | |
| 15:50 | | | | 5 CLARK J free throw 1 - 2 missed |
| 15:50 | | | | offensive dead ball rebound (1) |
| 15:50 | | 10-8 | 2 | 5 CLARK J free throw 2 - 2 made (1) |
| 15:34 | 5 MANJON E foul drawn (1) | | | 1 JOINER J foul personal (1 - 1) |
| 15:19 | 4 WRIGHT J 2pt FG in the paint, layup made (2) | 12-8 | 4 | |
| 15:19 | 21 ROBBINS L assist (1) | | | |
| 15:00 | | | | 0 SMITH T 3pt FG , jump shot missed |
| 14:57 | | | | 5 CLARK J offensive rebound (3) |
| 14:54 | | | | 14 MORSELL C 3pt FG second chance, jump shot missed |
| 14:52 | | | | 5 CLARK J offensive rebound (4) |
| 14:51 | | | | 5 CLARK J 2pt FG second chance in the paint, layup blocked |
| 14:51 | 21 ROBBINS L block (1) | | | |
| 14:51 | 4 WRIGHT J defensive rebound (1) | | | |
| 14:39 | 10 STUTE M 3pt FG , jump shot missed | | | |
| 14:35 | | | | 5 CLARK J defensive rebound (5) |
| 14:27 | | | | 30 BURNS JR. D 2pt FG in the paint, layup missed |
| 14:23 | | | | 30 BURNS JR. D offensive rebound (1) |
| 14:23 | | 12-10 | 2 | 30 BURNS JR. D 2pt FG second chance in the paint, layup made (4) |
| 14:07 | 21 ROBBINS L foul drawn (1) | | | 30 BURNS JR. D foul shooting (1 - 2) |



NC State at Vanderbilt

12/17/22 United Center, Chicago
2022-23 Men's Basketball

Game Time: 9:30 PM
Game Duration: 1:59
Attendance: 5,578

Officials: Steve Anderson, Mike Roberts, Doug Shows

| Game Time | VAN | Score | Diff | NCS |
|-----------|---|--------------|----------|---|
| 14:07 | 21 ROBBINS L free throw 1 - 2 made (3) | 13-10 | 3 | |
| 14:07 | 4 WRIGHT J substitution out | | | |
| 14:07 | 1 SMITH C substitution in | | | |
| 14:07 | | | | 14 MORSELL C substitution out |
| 14:07 | | | | 4 THOMAS L substitution in |
| 14:07 | 21 ROBBINS L free throw 2 - 2 made (4) | 14-10 | 4 | |
| 14:07 | 21 ROBBINS L substitution out | | | |
| 14:07 | 42 MILLORA-BROWN Q substitution in | | | |
| 14:07 | | | | 30 BURNS JR. D substitution out |
| 14:07 | | | | 21 DOWUONA E substitution in |
| 13:49 | | | | 5 CLARK J 3pt FG , jump shot missed |
| 13:45 | | | | 4 THOMAS L offensive rebound (1) |
| 13:36 | | | | 1 JOINER J 2pt FG second chance outside the paint, pull up jump shot missed |
| 13:32 | 1 SMITH C defensive rebound (1) | | | |
| 13:10 | 12 THOMAS T substitution out | | | |
| 13:10 | 0 LAWRENCE T substitution in | | | |
| 13:07 | 10 STUTE M 3pt FG , jump shot made (6) | 17-10 | 7 | |
| 13:07 | 1 SMITH C assist (1) | | | |
| 13:07 | | | | Timeout 30 Sec |
| 13:07 | 5 MANJON E substitution out | | | |
| 13:07 | 3 LEWIS P substitution in | | | |
| 13:07 | | | | 4 THOMAS L substitution out |
| 13:07 | | | | 14 MORSELL C substitution in |
| 12:49 | 10 STUTE M steal (1) | | | 14 MORSELL C turnover bad pass (1) |
| 12:45 | 0 LAWRENCE T 2pt FG from turnover in the paint, layup blocked | | | |
| 12:45 | | | | 5 CLARK J block (1) |
| 12:41 | | | | 0 SMITH T defensive rebound (1) |
| 12:39 | | 17-13 | 4 | 1 JOINER J 3pt FG fast break, jump shot made (3) |
| 12:39 | | | | 0 SMITH T assist (1) |
| 12:20 | 42 MILLORA-BROWN Q 2pt FG in the paint, layup missed | | | |
| 12:17 | | | | 5 CLARK J defensive rebound (6) |
| 12:15 | 3 LEWIS P foul personal (1 - 2) | | | 1 JOINER J foul drawn (1) |
| 12:15 | | | | 5 CLARK J substitution out |
| 12:15 | | | | 24 ROSS E substitution in |
| 12:09 | | | | 24 ROSS E 2pt FG in the paint, layup blocked |
| 12:09 | 10 STUTE M block (1) | | | |
| 12:09 | 3 LEWIS P defensive rebound (1) | | | |
| 11:49 | 3 LEWIS P 2pt FG in the paint, layup missed | | | |
| 11:46 | | | | 14 MORSELL C defensive rebound (1) |
| 11:40 | jump ball situation | | | |
| 11:40 | Timeout media | | | |
| 11:40 | 10 STUTE M substitution out | | | |
| 11:40 | 4 WRIGHT J substitution in | | | |
| 11:35 | 42 MILLORA-BROWN Q foul personal (1 - 3) | | | 0 SMITH T foul drawn (1) |
| 11:26 | | | | 0 SMITH T 2pt FG in the paint, hook shot missed |
| 11:23 | 0 LAWRENCE T defensive rebound (1) | | | |
| 11:05 | 4 WRIGHT J foul drawn (1) | | | 0 SMITH T foul personal (1 - 3) |
| 10:53 | 3 LEWIS P 3pt FG , jump shot missed | | | |



NC State at Vanderbilt

12/17/22 United Center, Chicago
2022-23 Men's Basketball

Game Time: 9:30 PM
Game Duration: 1:59
Attendance: 5,578

Officials: Steve Anderson, Mike Roberts, Doug Shows

| Game Time | VAN | Score | Diff | NCS |
|-----------|--|--------------|-----------|---|
| 10:49 | 3 LEWIS P offensive rebound (2) | | | |
| 10:39 | 42 MILLORA-BROWN Q turnover bad pass (1) | | | 0 SMITH T steal (1) |
| 10:27 | | | | 0 SMITH T 3pt FG from turnover, jump shot missed |
| 10:25 | | | | 24 ROSS E offensive rebound (1) |
| 10:24 | | 17-15 | 2 | 24 ROSS E 2pt FG from turnover second chance in the paint, layup made (2) |
| 10:12 | 0 LAWRENCE T 2pt FG in the paint, driving layup made (2) | 19-15 | 4 | |
| 09:53 | 1 SMITH C foul personal (1 - 4) | | | 24 ROSS E foul drawn (1) |
| 09:53 | 42 MILLORA-BROWN Q substitution out | | | |
| 09:53 | 21 ROBBINS L substitution in | | | |
| 09:53 | | | | 0 SMITH T substitution out |
| 09:53 | | | | 21 DOWUONA E substitution out |
| 09:53 | | | | 10 PASS B substitution in |
| 09:53 | | | | 30 BURNS JR. D substitution in |
| 09:39 | | 19-17 | 2 | 14 MORSELL C 2pt FG outside the paint, jump shot made (2) |
| 09:09 | 21 ROBBINS L 2pt FG outside the paint, jump shot missed | | | |
| 09:06 | | | | 24 ROSS E defensive rebound (2) |
| 09:01 | | 19-19 | 0 | 1 JOINER J 2pt FG fast break in the paint, driving layup made (5) |
| 08:34 | 4 WRIGHT J 3pt FG , jump shot missed | | | |
| 08:33 | | | | defensive rebound (13) |
| 08:34 | 3 LEWIS P substitution out | | | |
| 08:34 | 4 WRIGHT J substitution out | | | |
| 08:34 | 5 MANJON E substitution in | | | |
| 08:34 | 10 STUTE M substitution in | | | |
| 08:34 | | | | 10 PASS B substitution out |
| 08:34 | | | | 0 SMITH T substitution in |
| 08:06 | | 19-22 | -3 | 0 SMITH T 3pt FG , jump shot made (8) |
| 08:06 | | | | 1 JOINER J assist (1) |
| 07:36 | 10 STUTE M 3pt FG , jump shot missed | | | |
| 07:33 | | | | 1 JOINER J defensive rebound (1) |
| 07:27 | | | | 30 BURNS JR. D 2pt FG outside the paint, turnaround jump shot missed |
| 07:24 | 21 ROBBINS L defensive rebound (1) | | | |
| 07:17 | 21 ROBBINS L foul drawn (2) | | | 30 BURNS JR. D foul shooting (2 - 4) |
| 07:17 | Timeout media | | | |
| 07:17 | 1 SMITH C substitution out | | | |
| 07:17 | 12 THOMAS T substitution in | | | |
| 07:17 | | | | 1 JOINER J substitution out |
| 07:17 | | | | 30 BURNS JR. D substitution out |
| 07:17 | | | | 10 PASS B substitution in |
| 07:17 | | | | 21 DOWUONA E substitution in |
| 07:17 | 21 ROBBINS L free throw 1 - 2 made (5) | 20-22 | -2 | |
| 07:17 | 21 ROBBINS L free throw 2 - 2 made (6) | 21-22 | -1 | |
| 06:56 | | 21-24 | -3 | 0 SMITH T 2pt FG in the paint, driving layup made (10) |
| 06:47 | 12 THOMAS T foul drawn (1) | | | 21 DOWUONA E foul personal (1 - 5) |
| 06:30 | 10 STUTE M 3pt FG , jump shot made (9) | 24-24 | 0 | |
| 06:30 | 21 ROBBINS L assist (2) | | | |
| 06:10 | | | | 0 SMITH T 3pt FG , jump shot missed |
| 06:06 | 12 THOMAS T defensive rebound (1) | | | |



NC State at Vanderbilt

12/17/22 United Center, Chicago
2022-23 Men's Basketball

Game Time: 9:30 PM
Game Duration: 1:59
Attendance: 5,578

Officials: Steve Anderson, Mike Roberts, Doug Shows

| Game Time | VAN | Score | Diff | NCS |
|-----------|---|--------------|-----------|---|
| 05:57 | 5 MANJON E 2pt FG in the paint, driving layup blocked | | | |
| 05:57 | | | | 21 DOWUONA E block (1) |
| 05:55 | offensive rebound (10) | | | |
| 05:55 | | | | 10 PASS B substitution out |
| 05:55 | | | | 1 JOINER J substitution in |
| 05:55 | | | | 24 ROSS E substitution out |
| 05:55 | | | | 5 CLARK J substitution in |
| 05:45 | 21 ROBBINS L foul drawn (3) | | | 21 DOWUONA E foul personal (2 - 6) |
| 05:34 | 21 ROBBINS L 2pt FG second chance in the paint, dunk, made (8) | 26-24 | 2 | |
| 05:34 | 0 LAWRENCE T assist (1) | | | |
| 05:16 | | | | 1 JOINER J 2pt FG outside the paint, pull up jump shot missed |
| 05:13 | | | | 21 DOWUONA E offensive rebound (1) |
| 05:12 | | | | 21 DOWUONA E 2pt FG second chance in the paint, layup missed |
| 05:05 | 12 THOMAS T defensive rebound (2) | | | |
| 04:52 | 0 LAWRENCE T 3pt FG , jump shot missed | | | |
| 04:49 | | | | 5 CLARK J defensive rebound (7) |
| 04:38 | | | | 0 SMITH T 2pt FG outside the paint, pull up jump shot missed |
| 04:33 | 12 THOMAS T defensive rebound (3) | | | |
| 04:29 | 21 ROBBINS L 2pt FG in the paint, layup blocked | | | |
| 04:29 | | | | 21 DOWUONA E block (2) |
| 04:23 | | | | 14 MORSELL C defensive rebound (2) |
| 04:22 | | | | 0 SMITH T 3pt FG , jump shot missed |
| 04:22 | defensive dead ball rebound (1) | | | |
| 04:22 | 21 ROBBINS L foul drawn (4) | | | 21 DOWUONA E foul personal (3 - 7) |
| 04:22 | 0 LAWRENCE T substitution out | | | |
| 04:22 | 1 SMITH C substitution in | | | |
| 04:22 | 21 ROBBINS L 1&1 free throw 1 missed | | | |
| 04:19 | | | | 0 SMITH T defensive rebound (2) |
| 04:17 | 12 THOMAS T foul shooting (1 - 5) | | | 1 JOINER J foul drawn (2) |
| 04:17 | | 26-25 | 1 | 1 JOINER J free throw 1 - 2 made (6) |
| 04:17 | 21 ROBBINS L substitution out | | | |
| 04:17 | 42 MILLORA-BROWN Q substitution in | | | |
| 04:17 | | | | 14 MORSELL C substitution out |
| 04:17 | | | | 24 ROSS E substitution in |
| 04:17 | | 26-26 | 0 | 1 JOINER J free throw 2 - 2 made (7) |
| 04:10 | 5 MANJON E turnover out of bounds (1) | | | |
| 03:58 | | | | 5 CLARK J 3pt FG from turnover, jump shot missed |
| 03:56 | defensive dead ball rebound (2) | | | |
| 03:57 | 42 MILLORA-BROWN Q foul drawn (1) | | | 24 ROSS E foul personal (1 - 8) |
| 03:57 | | | | Timeout media |
| 03:57 | | | | 21 DOWUONA E substitution out |
| 03:57 | | | | 14 MORSELL C substitution in |
| 03:57 | 42 MILLORA-BROWN Q 1&1 free throw 1 missed | | | |
| 03:55 | | | | 24 ROSS E defensive rebound (3) |
| 03:36 | | 26-28 | -2 | 0 SMITH T 2pt FG in the paint, turnaround jump shot made (12) |
| 03:03 | 5 MANJON E 2pt FG outside the paint, step back jump shot made (4) | 28-28 | 0 | |
| 02:37 | | 28-31 | -3 | 5 CLARK J 3pt FG , jump shot made (4) |



NC State at Vanderbilt

12/17/22 United Center, Chicago
2022-23 Men's Basketball

Game Time: 9:30 PM
Game Duration: 1:59
Attendance: 5,578

Officials: Steve Anderson, Mike Roberts, Doug Shows

| Game Time | VAN | Score | Diff | NCS |
|----------------------|---|--------------|-----------|---|
| 02:37 | | | | 0 SMITH T assist (2) |
| 02:13 | 5 MANJON E 2pt FG in the paint, driving layup made (6) | 30-31 | -1 | |
| 02:13 | 5 MANJON E foul drawn (2) | | | 24 ROSS E foul shooting (2 - 9) |
| 02:13 | 5 MANJON E free throw 1 - 1 made (7) | 31-31 | 0 | |
| 01:55 | 12 THOMAS T foul personal (2 - 6) | | | 1 JOINER J foul drawn (3) |
| 01:55 | | | | 0 SMITH T substitution out |
| 01:55 | | | | 10 PASS B substitution in |
| 01:55 | 12 THOMAS T substitution out | | | |
| 01:55 | 0 LAWRENCE T substitution in | | | |
| 01:44 | 42 MILLORA-BROWN Q foul shooting (2 - 7) | | | 14 MORSELL C foul drawn (1) |
| 01:44 | | | | 14 MORSELL C free throw 1 - 2 missed |
| 01:44 | | | | offensive dead ball rebound (2) |
| 01:44 | 42 MILLORA-BROWN Q substitution out | | | |
| 01:44 | 21 ROBBINS L substitution in | | | |
| 01:44 | | 31-32 | -1 | 14 MORSELL C free throw 2 - 2 made (3) |
| 01:17 | 1 SMITH C 3pt FG , jump shot missed | | | |
| 01:13 | 21 ROBBINS L offensive rebound (2) | | | |
| 01:13 | 21 ROBBINS L 2pt FG second chance in the paint, layup missed | | | |
| 01:12 | 1 SMITH C offensive rebound (2) | | | |
| 01:11 | 1 SMITH C 2pt FG second chance in the paint, layup made (2) | 33-32 | 1 | |
| 00:53 | | | | 24 ROSS E 3pt FG , jump shot missed |
| 00:50 | 10 STUTE M defensive rebound (2) | | | |
| 00:39 | 10 STUTE M 3pt FG , jump shot missed | | | |
| 00:38 | offensive rebound (16) | | | |
| 00:38 | | | | 10 PASS B substitution out |
| 00:38 | | | | 0 SMITH T substitution in |
| 00:27 | 10 STUTE M 2pt FG second chance in the paint, layup made (11) | 35-32 | 3 | |
| 00:08 | | 35-34 | 1 | 0 SMITH T 2pt FG outside the paint, pull up jump shot made (14) |
| 00:01 | 5 MANJON E 2pt FG in the paint, driving layup blocked | | | |
| 00:01 | | | | 1 JOINER J block (1) |
| 00:00 | offensive rebound (17) | | | |
| 00:00 | Timeout 30 Sec | | | |
| 00:00 | 5 MANJON E substitution out | | | |
| 00:00 | 12 THOMAS T substitution in | | | |
| 00:00 | 12 THOMAS T 3pt FG second chance, jump shot made (6) | 38-34 | 4 | |
| 00:00 | 0 LAWRENCE T assist (2) | | | |
| END OF PERIOD | | | | |
| VAN 38-34 NCS | | | | |



NC State at Vanderbilt

12/17/22 United Center, Chicago
2022-23 Men's Basketball

Game Time: 9:30 PM
Game Duration: 1:59
Attendance: 5,578

Officials: Steve Anderson, Mike Roberts, Doug Shows

NC State - 34

| NO. | Name | F | Min | FG | | | Rebounds | | | Fouls | | TP | AS | TO | ST | Blocks | | +/- |
|---------------|------------------|---|-------|-------|------|-----|----------|----|-----|-------|----|----|----|----|----|--------|----|-----|
| | | | | M-A | M-A | M-A | OR | DR | TOT | PF | FD | | | | | BS | BA | |
| 30 | D.J. Burns Jr. | F | 08:29 | 2-4 | 0-0 | 0-0 | 1 | 0 | 1 | 2 | 0 | 4 | 0 | 0 | 0 | 0 | 0 | 3 |
| 0 | Terquavion Smith | G | 17:24 | 6-12 | 2-6 | 0-0 | 0 | 2 | 2 | 1 | 1 | 14 | 2 | 1 | 1 | 0 | 0 | -7 |
| 1 | Jarkel Joiner | G | 18:38 | 2-4 | 1-1 | 2-2 | 0 | 1 | 1 | 1 | 3 | 7 | 1 | 0 | 0 | 1 | 0 | -1 |
| 5 | Jack Clark | G | 13:40 | 1-4 | 1-3 | 1-2 | 2 | 5 | 7 | 0 | 1 | 4 | 0 | 0 | 0 | 1 | 1 | -8 |
| 14 | Casey Morsell | G | 18:40 | 1-3 | 0-2 | 1-2 | 0 | 2 | 2 | 0 | 1 | 3 | 1 | 1 | 0 | 0 | 0 | -1 |
| 4 | LJ Thomas | | 01:00 | 0-0 | 0-0 | 0-0 | 1 | 0 | 1 | 0 | 0 | 0 | 0 | 0 | 0 | 0 | 0 | -4 |
| 21 | Ebenezer Dowuona | | 07:34 | 0-1 | 0-0 | 0-0 | 1 | 0 | 1 | 3 | 0 | 0 | 0 | 0 | 0 | 2 | 0 | -3 |
| 24 | Ernest Ross | | 10:37 | 1-3 | 0-1 | 0-0 | 1 | 2 | 3 | 2 | 1 | 2 | 0 | 0 | 0 | 0 | 1 | 1 |
| 10 | Breon Pass | | 03:58 | 0-0 | 0-0 | 0-0 | 0 | 0 | 0 | 0 | 0 | 0 | 0 | 0 | 0 | 0 | 0 | 0 |
| Team | | | | | | | 0 | 1 | 1 | | | 0 | | 0 | | | | |
| Totals | | | | 13-31 | 4-13 | 4-6 | 6 | 13 | 19 | 9 | 7 | 34 | 4 | 2 | 1 | 4 | 2 | -4 |

| Shooting By Period | | |
|--------------------|-------|-------|
| 1st FG% | 13-31 | 41.9% |
| 3PT% | 4-13 | 30.8% |
| FT% | 4-6 | 66.7% |
| GM FG% | 13-31 | 41.9% |
| 3PT% | 4-13 | 30.8% |
| FT% | 4-6 | 66.7% |

Dead Ball Rebounds: 2, 0

Technical Fouls::NONE

Vanderbilt - 38

| NO. | Name | F | Min | FG | | | Rebounds | | | Fouls | | TP | AS | TO | ST | Blocks | | +/- |
|---------------|-----------------------|---|-------|-------|------|-----|----------|----|-----|-------|----|----|----|----|----|--------|----|-----|
| | | | | M-A | M-A | M-A | OR | DR | TOT | PF | FD | | | | | BS | BA | |
| 10 | Myles Stute | F | 16:54 | 4-7 | 3-6 | 0-0 | 0 | 2 | 2 | 1 | 0 | 11 | 0 | 0 | 1 | 1 | 0 | 8 |
| 21 | Liam Robbins | C | 13:13 | 2-7 | 0-0 | 4-5 | 1 | 1 | 2 | 0 | 4 | 8 | 2 | 0 | 0 | 1 | 1 | 5 |
| 4 | Jordan Wright | G | 08:59 | 1-2 | 0-1 | 0-0 | 0 | 1 | 1 | 0 | 1 | 2 | 0 | 0 | 0 | 0 | 0 | -1 |
| 5 | Ezra Manjon | G | 15:26 | 3-6 | 0-0 | 1-1 | 1 | 0 | 1 | 0 | 2 | 7 | 1 | 1 | 0 | 0 | 2 | 8 |
| 12 | Trey Thomas | G | 12:13 | 2-2 | 2-2 | 0-0 | 0 | 3 | 3 | 2 | 1 | 6 | 0 | 0 | 0 | 0 | 0 | 10 |
| 1 | Colin Smith | | 11:12 | 1-2 | 0-1 | 0-0 | 1 | 1 | 2 | 1 | 0 | 2 | 1 | 0 | 0 | 0 | 0 | -4 |
| 42 | Quentin Millora-Brown | | 06:47 | 0-1 | 0-0 | 0-1 | 0 | 0 | 0 | 2 | 1 | 0 | 0 | 1 | 0 | 0 | 0 | -1 |
| 0 | Tyrin Lawrence | | 10:43 | 1-3 | 0-1 | 0-0 | 0 | 1 | 1 | 0 | 0 | 2 | 2 | 0 | 0 | 0 | 1 | 2 |
| 3 | Paul Lewis | | 04:33 | 0-2 | 0-1 | 0-0 | 1 | 1 | 2 | 1 | 0 | 0 | 0 | 0 | 0 | 0 | 0 | -7 |
| Team | | | | | | | 3 | 0 | 3 | | | 0 | | 0 | | | | |
| Totals | | | | 14-32 | 5-12 | 5-7 | 7 | 10 | 17 | 7 | 9 | 38 | 6 | 2 | 1 | 2 | 4 | 4 |

| Shooting By Period | | |
|--------------------|-------|-------|
| 1st FG% | 14-32 | 43.8% |
| 3PT% | 5-12 | 41.7% |
| FT% | 5-7 | 71.4% |
| GM FG% | 14-32 | 43.8% |
| 3PT% | 5-12 | 41.7% |
| FT% | 5-7 | 71.4% |

Dead Ball Rebounds: 0, 2

Technical Fouls::NONE

| | NCS | VAN |
|------------------|--------------------------|---------------------------|
| Biggest lead | 3 (1 st 8:06) | 7 (1 st 13:07) |
| Best Scoring Run | 7(1 st 8:06) | 5(1 st 16:42) |
| Lead Changes | 6 | |
| Times Tied | 6 | |
| Time with Lead | 03:40 | 12:02 |

| Points from | NCS | VAN |
|---------------|-----|-----|
| Turnovers | 2 | 3 |
| Paint | 14 | 16 |
| Second Chance | 4 | 11 |
| Fast Breaks | 5 | 0 |
| Bench | 2 | 4 |

| | Period by Period Scoring | | |
|-----|--------------------------|-----|-----|
| | 1st | 2nd | TOT |
| NCS | 34 | 36 | 70 |
| VAN | 38 | 28 | 66 |



NC State at Vanderbilt

12/17/22 United Center, Chicago
2022-23 Men's Basketball

Game Time: 9:30 PM
Game Duration: 1:59
Attendance: 5,578

Officials: Steve Anderson, Mike Roberts, Doug Shows

Period 2

Quarter Starters:

| | | | | | |
|------------|------------|-------------|--------------|--------------|----------------|
| VAN | 10 Stute M | 12 Thomas T | 21 Robbins L | 4 Wright J | 0 Lawrence T |
| NCS | 0 Smith T | 1 Joiner J | 5 Clark J | 14 Morsell C | 30 Burns Jr. D |

| Game Time | VAN | Score | Diff | NCS |
|-----------|--|--------------|-----------|---|
| 20:00 | 1 SMITH C substitution out | | | |
| 20:00 | 4 WRIGHT J substitution in | | | |
| 20:00 | | | | 24 ROSS E substitution out |
| 20:00 | | | | 30 BURNS JR. D substitution in |
| 19:36 | 10 STUTE M 2pt FG outside the paint, pull up jump shot made (13) | 40-34 | 6 | |
| 19:18 | | | | 0 SMITH T 2pt FG outside the paint, floating jump shot missed |
| 19:15 | 4 WRIGHT J defensive rebound (2) | | | |
| 19:04 | 21 ROBBINS L 2pt FG in the paint, step back jump shot made (10) | 42-34 | 8 | |
| 18:34 | | 42-36 | 6 | 14 MORSELL C 2pt FG in the paint, layup made (5) |
| 18:34 | | | | 30 BURNS JR. D assist (1) |
| 18:24 | 0 LAWRENCE T turnover bad pass (1) | | | 0 SMITH T steal (2) |
| 18:19 | | | | 1 JOINER J 2pt FG from turnover in the paint, layup missed |
| 18:16 | 0 LAWRENCE T defensive rebound (2) | | | |
| 17:59 | 0 LAWRENCE T 2pt FG in the paint, driving layup made (4) | 44-36 | 8 | |
| 17:34 | | 44-38 | 6 | 30 BURNS JR. D 2pt FG in the paint, layup made (6) |
| 17:14 | 0 LAWRENCE T turnover bad pass (2) | | | |
| 17:01 | | | | 0 SMITH T 3pt FG from turnover, jump shot missed |
| 16:57 | 0 LAWRENCE T defensive rebound (3) | | | |
| 16:45 | 0 LAWRENCE T 2pt FG in the paint, floating jump shot made (6) | 46-38 | 8 | |
| 16:27 | | 46-41 | 5 | 14 MORSELL C 3pt FG , jump shot made (8) |
| 16:27 | | | | 0 SMITH T assist (3) |
| 16:26 | | | | Timeout 30 Sec |
| 16:08 | 0 LAWRENCE T turnover bad pass (3) | | | 5 CLARK J steal (1) |
| 16:06 | 4 WRIGHT J foul shooting (1 - 1) | | | 1 JOINER J foul drawn (4) |
| 16:06 | | | | 1 JOINER J free throw fast break 1 - 2 missed |
| 16:06 | | | | offensive dead ball rebound (3) |
| 16:06 | | 46-42 | 4 | 1 JOINER J free throw fast break 2 - 2 made (8) |
| 16:06 | 4 WRIGHT J substitution out | | | |
| 16:06 | 5 MANJON E substitution in | | | |
| 15:43 | 12 THOMAS T 3pt FG , jump shot missed | | | |
| 15:42 | | | | defensive rebound (20) |
| 15:42 | Timeout media | | | |
| 15:20 | | 46-44 | 2 | 30 BURNS JR. D 2pt FG in the paint, hook shot made (8) |
| 15:04 | 5 MANJON E 2pt FG in the paint, floating jump shot missed | | | |
| 15:00 | | | | 30 BURNS JR. D defensive rebound (2) |
| 14:57 | | 46-47 | -1 | 14 MORSELL C 3pt FG fast break, jump shot made (11) |
| 14:57 | | | | 1 JOINER J assist (2) |
| 14:29 | 10 STUTE M 3pt FG , jump shot missed | | | |
| 14:27 | | | | 1 JOINER J defensive rebound (2) |
| 14:18 | 5 MANJON E steal (1) | | | 1 JOINER J turnover lost ball (1) |
| 14:07 | 12 THOMAS T turnover bad pass (1) | | | |
| 14:07 | 0 LAWRENCE T substitution out | | | |



NC State at Vanderbilt

12/17/22 United Center, Chicago
2022-23 Men's Basketball

Game Time: 9:30 PM
Game Duration: 1:59
Attendance: 5,578

Officials: Steve Anderson, Mike Roberts, Doug Shows

| Game Time | VAN | Score | Diff | NCS |
|-----------|---|--------------|-----------|---|
| 14:07 | 1 SMITH C substitution in | | | |
| 13:46 | | | | 30 BURNS JR. D 2pt FG from turnover outside the paint, hook shot missed |
| 13:40 | | | | 30 BURNS JR. D offensive rebound (3) |
| 13:38 | | | | 14 MORSELL C 3pt FG from turnover second chance, jump shot missed |
| 13:36 | 1 SMITH C defensive rebound (3) | | | |
| 13:23 | 5 MANJON E 2pt FG in the paint, driving layup missed | | | |
| 13:21 | | | | 30 BURNS JR. D defensive rebound (4) |
| 13:12 | | 46-49 | -3 | 14 MORSELL C 2pt FG in the paint, driving layup made (13) |
| 13:12 | | | | 0 SMITH T assist (4) |
| 12:52 | 21 ROBBINS L turnover bad pass (1) | | | 0 SMITH T steal (3) |
| 12:42 | | | | 0 SMITH T 2pt FG from turnover outside the paint, floating jump shot missed |
| 12:40 | | | | 30 BURNS JR. D offensive rebound (5) |
| 12:40 | | 46-51 | -5 | 30 BURNS JR. D 2pt FG from turnover second chance in the paint, layup made (10) |
| 12:40 | Timeout 60 Sec | | | |
| 12:40 | 1 SMITH C substitution out | | | |
| 12:40 | 5 MANJON E substitution out | | | |
| 12:40 | 21 ROBBINS L substitution out | | | |
| 12:40 | 0 LAWRENCE T substitution in | | | |
| 12:40 | 4 WRIGHT J substitution in | | | |
| 12:40 | 42 MILLORA-BROWN Q substitution in | | | |
| 12:16 | 0 LAWRENCE T 2pt FG outside the paint, turnaround jump shot made (8) | 48-51 | -3 | |
| 11:42 | | 48-53 | -5 | 1 JOINER J 2pt FG outside the paint, jump shot made (10) |
| 11:15 | 0 LAWRENCE T foul drawn (1) | | | 0 SMITH T foul shooting (2 - 1) |
| 11:15 | Timeout media | | | |
| 11:15 | 10 STUTE M substitution out | | | |
| 11:15 | 1 SMITH C substitution in | | | |
| 11:15 | 0 LAWRENCE T free throw 1 - 3 missed | | | |
| 11:15 | offensive dead ball rebound (3) | | | |
| 11:15 | 0 LAWRENCE T free throw 2 - 3 made (9) | 49-53 | -4 | |
| 11:15 | 0 LAWRENCE T free throw 3 - 3 made (10) | 50-53 | -3 | |
| 10:49 | 42 MILLORA-BROWN Q foul shooting (3 - 2) | | | 30 BURNS JR. D foul drawn (1) |
| 10:49 | | 50-54 | -4 | 30 BURNS JR. D free throw 1 - 2 made (11) |
| 10:49 | | 50-55 | -5 | 30 BURNS JR. D free throw 2 - 2 made (12) |
| 10:27 | 12 THOMAS T 3pt FG , jump shot missed | | | |
| 10:24 | 4 WRIGHT J offensive rebound (3) | | | |
| 10:16 | 4 WRIGHT J 2pt FG second chance in the paint, floating jump shot made (4) | 52-55 | -3 | |
| 09:56 | | | | 0 SMITH T 2pt FG outside the paint, floating jump shot missed |
| 09:55 | defensive dead ball rebound (4) | | | |
| 09:55 | 42 MILLORA-BROWN Q foul drawn (2) | | | 30 BURNS JR. D foul personal (3 - 2) |
| 09:55 | | | | 30 BURNS JR. D substitution out |
| 09:55 | | | | 24 ROSS E substitution in |
| 09:34 | 1 SMITH C foul drawn (1) | | | 24 ROSS E foul shooting (3 - 3) |
| 09:34 | 1 SMITH C free throw 1 - 2 made (3) | 53-55 | -2 | |
| 09:34 | 1 SMITH C free throw 2 - 2 made (4) | 54-55 | -1 | |
| 09:17 | 1 SMITH C foul drawn (2) | | | 24 ROSS E foul offensive (4 - 4) |



NC State at Vanderbilt

12/17/22 United Center, Chicago
2022-23 Men's Basketball

Game Time: 9:30 PM
Game Duration: 1:59
Attendance: 5,578

Officials: Steve Anderson, Mike Roberts, Doug Shows

| Game Time | VAN | Score | Diff | NCS |
|-----------|--|--------------|-----------|--|
| 09:17 | | | | 24 ROSS E turnover offensive (1) |
| 09:17 | | | | 24 ROSS E substitution out |
| 09:17 | | | | 30 BURNS JR. D substitution in |
| 08:53 | 0 LAWRENCE T turnover travel (4) | | | |
| 08:53 | | | | 0 SMITH T substitution out |
| 08:53 | | | | 4 THOMAS L substitution in |
| 08:34 | | | | 30 BURNS JR. D turnover bad pass (1) |
| 08:16 | 4 WRIGHT J 3pt FG from turnover, jump shot missed | | | |
| 08:12 | 42 MILLORA-BROWN Q offensive rebound (1) | | | |
| 08:12 | 42 MILLORA-BROWN Q 2pt FG from turnover second chance in the paint, layup made (2) | 56-55 | 1 | |
| 08:00 | | | | 5 CLARK J 3pt FG , jump shot missed |
| 07:58 | | | | 30 BURNS JR. D offensive rebound (6) |
| 07:56 | 0 LAWRENCE T steal (1) | | | 30 BURNS JR. D turnover bad pass (2) |
| 07:51 | 12 THOMAS T 3pt FG from turnover, jump shot missed | | | |
| 07:48 | | | | 30 BURNS JR. D defensive rebound (7) |
| 07:46 | | | | 1 JOINER J 2pt FG in the paint, driving layup missed |
| 07:45 | defensive rebound (24) | | | |
| 07:45 | Timeout media | | | |
| 07:45 | 12 THOMAS T substitution out | | | |
| 07:45 | 5 MANJON E substitution in | | | |
| 07:45 | | | | 14 MORSELL C substitution out |
| 07:45 | | | | 0 SMITH T substitution in |
| 07:35 | turnover 10 sec back court (9) | | | |
| 07:26 | 1 SMITH C foul personal (2 - 3) | | | 0 SMITH T foul drawn (2) |
| 07:21 | 0 LAWRENCE T steal (2) | | | 0 SMITH T turnover bad pass (2) |
| 07:21 | 42 MILLORA-BROWN Q foul drawn (3) | | | 0 SMITH T foul personal (3 - 5) |
| 07:01 | 1 SMITH C 3pt FG from turnover, jump shot missed | | | |
| 07:01 | | | | 4 THOMAS L defensive rebound (2) |
| 06:44 | | 56-58 | -2 | 5 CLARK J 3pt FG , jump shot made (7) |
| 06:44 | | | | 30 BURNS JR. D assist (2) |
| 06:27 | 1 SMITH C substitution out | | | |
| 06:27 | 10 STUTE M substitution in | | | |
| 06:14 | 4 WRIGHT J 2pt FG in the paint, driving layup blocked | | | |
| 06:14 | | | | 30 BURNS JR. D block (1) |
| 06:06 | | | | 4 THOMAS L defensive rebound (3) |
| 06:04 | | | | 0 SMITH T 3pt FG , jump shot missed |
| 06:04 | defensive rebound (25) | | | |
| 06:04 | 4 WRIGHT J substitution out | | | |
| 06:04 | 12 THOMAS T substitution in | | | |
| 05:52 | 0 LAWRENCE T 2pt FG in the paint, driving layup missed | | | |
| 05:49 | | | | 1 JOINER J defensive rebound (3) |
| 05:44 | | | | 5 CLARK J 3pt FG , jump shot missed |
| 05:42 | | | | 30 BURNS JR. D offensive rebound (8) |
| 05:42 | 42 MILLORA-BROWN Q foul shooting (4 - 4) | | | 30 BURNS JR. D foul drawn (2) |
| 05:42 | | 56-59 | -3 | 30 BURNS JR. D free throw 1 - 2 made (13) |
| 05:42 | 42 MILLORA-BROWN Q substitution out | | | |
| 05:42 | 21 ROBBINS L substitution in | | | |
| 05:42 | | 56-60 | -4 | 30 BURNS JR. D free throw 2 - 2 made (14) |



NC State at Vanderbilt

12/17/22 United Center, Chicago
2022-23 Men's Basketball

Game Time: 9:30 PM
Game Duration: 1:59
Attendance: 5,578

Officials: Steve Anderson, Mike Roberts, Doug Shows

| Game Time | VAN | Score | Diff | NCS |
|-----------|--|--------------|-----------|---|
| 05:26 | 5 MANJON E 2pt FG outside the paint, pull up jump shot missed | | | |
| 05:23 | 21 ROBBINS L offensive rebound (3) | | | |
| 05:20 | 21 ROBBINS L 2pt FG second chance in the paint, floating jump shot missed | | | |
| 05:19 | 0 LAWRENCE T offensive rebound (4) | | | |
| 05:19 | 0 LAWRENCE T foul drawn (2) | | | 4 THOMAS L foul personal (1 - 6) |
| 05:19 | | | | 4 THOMAS L substitution out |
| 05:19 | | | | 14 MORSELL C substitution in |
| 05:09 | 21 ROBBINS L 2pt FG second chance in the paint, step back jump shot missed | | | |
| 05:04 | | | | 0 SMITH T defensive rebound (3) |
| 04:47 | | | | 1 JOINER J 2pt FG in the paint, pull up jump shot missed |
| 04:45 | | | | 1 JOINER J offensive rebound (4) |
| 04:45 | 5 MANJON E foul personal (1 - 5) | | | 1 JOINER J foul drawn (5) |
| 04:37 | 12 THOMAS T foul shooting (3 - 6) | | | 0 SMITH T foul drawn (3) |
| 04:37 | | | | 0 SMITH T free throw 1 - 2 missed |
| 04:37 | | | | offensive dead ball rebound (4) |
| 04:37 | | 56-61 | -5 | 0 SMITH T free throw 2 - 2 made (15) |
| 04:20 | 10 STUTE M 3pt FG , jump shot made (16) | 59-61 | -2 | |
| 04:20 | 0 LAWRENCE T assist (3) | | | |
| 03:49 | | 59-63 | -4 | 30 BURNS JR. D 2pt FG in the paint, layup made (16) |
| 03:49 | | | | 0 SMITH T assist (5) |
| 03:27 | 5 MANJON E 2pt FG in the paint, driving layup made (9) | 61-63 | -2 | |
| 03:27 | 5 MANJON E foul drawn (3) | | | 1 JOINER J foul shooting (2 - 7) |
| 03:27 | Timeout media | | | |
| 03:27 | 5 MANJON E free throw 1 - 1 made (10) | 62-63 | -1 | |
| 03:12 | | | | 0 SMITH T 2pt FG outside the paint, hook shot missed |
| 03:09 | | | | 0 SMITH T offensive rebound (4) |
| 03:07 | | | | 0 SMITH T 2pt FG second chance in the paint, layup missed |
| 03:04 | | | | 30 BURNS JR. D offensive rebound (9) |
| 02:49 | | | | 14 MORSELL C 3pt FG second chance, jump shot missed |
| 02:48 | defensive dead ball rebound (5) | | | |
| 02:48 | 10 STUTE M foul drawn (1) | | | 5 CLARK J foul personal (1 - 8) |
| 02:47 | 10 STUTE M 1&1 free throw 1 missed | | | |
| 02:46 | | | | 5 CLARK J defensive rebound (8) |
| 02:23 | | | | 0 SMITH T 2pt FG in the paint, driving layup blocked |
| 02:23 | 21 ROBBINS L block (2) | | | |
| 02:23 | 5 MANJON E defensive rebound (2) | | | |
| 01:59 | 5 MANJON E 2pt FG in the paint, driving layup made (12) | 64-63 | 1 | |
| 01:37 | 21 ROBBINS L foul personal (1 - 7) | | | 30 BURNS JR. D foul drawn (3) |
| 01:37 | | 64-64 | 0 | 30 BURNS JR. D 1&1 free throw 1 made (17) |
| 01:37 | | 64-65 | -1 | 30 BURNS JR. D 1&1 free throw 2 made (18) |
| 01:13 | 12 THOMAS T 3pt FG , jump shot missed | | | |
| 01:10 | | | | 14 MORSELL C defensive rebound (3) |
| 00:48 | | 64-67 | -3 | 14 MORSELL C 2pt FG in the paint, layup made (15) |
| 00:48 | | | | 30 BURNS JR. D assist (3) |
| 00:45 | Timeout 30 Sec | | | |
| 00:28 | 21 ROBBINS L 2pt FG in the paint, hook shot missed | | | |
| 00:25 | | | | 1 JOINER J defensive rebound (5) |
| 00:20 | | | | Timeout 30 Sec |



NC State at Vanderbilt

12/17/22 United Center, Chicago
2022-23 Men's Basketball

Game Time: 9:30 PM
Game Duration: 1:59
Attendance: 5,578

Officials: Steve Anderson, Mike Roberts, Doug Shows

| Game Time | VAN | Score | Diff | NCS |
|----------------------|--|--------------|-----------|---------------------------------------|
| 00:17 | 10 STUTE M foul personal (2 - 8) | | | 1 JOINER J foul drawn (6) |
| 00:17 | | 64-68 | -4 | 1 JOINER J 1&1 free throw 1 made (11) |
| 00:17 | | 64-69 | -5 | 1 JOINER J 1&1 free throw 2 made (12) |
| 00:12 | 0 LAWRENCE T 2pt FG fast break in the paint, driving layup made (12) | 66-69 | -3 | |
| 00:10 | 5 MANJON E foul personal (2 - 9) | | | 0 SMITH T foul drawn (4) |
| 00:10 | | 66-70 | -4 | 0 SMITH T 1&1 free throw 1 made (16) |
| 00:10 | | | | 0 SMITH T 1&1 free throw 2 missed |
| 00:09 | 21 ROBBINS L defensive rebound (4) | | | |
| 00:03 | 5 MANJON E 2pt FG in the paint, driving layup missed | | | |
| 00:02 | offensive rebound (30) | | | |
| 00:00 | 21 ROBBINS L 3pt FG second chance, jump shot missed | | | |
| 00:00 | offensive dead ball rebound (6) | | | |
| END OF GAME | | | | |
| VAN 66-70 NCS | | | | |



NC State at Vanderbilt

12/17/22 United Center, Chicago
2022-23 Men's Basketball

Game Time: 9:30 PM
Game Duration: 1:59
Attendance: 5,578

Officials: Steve Anderson, Mike Roberts, Doug Shows

NC State - 36

| NO. | Name | F/G | Min | FG | | | Rebounds | | | Fouls | | TP | AS | TO | ST | Blocks | | +/- |
|---------------|------------------|-----|-------|-------|-----|-------|----------|----|-----|-------|----|----|----|----|----|--------|----|-----|
| | | | | M-A | M-A | M-A | OR | DR | TOT | PF | FD | | | | | BS | BA | |
| 30 | D.J. Burns Jr. | F | 19:22 | 4-5 | 0-0 | 6-6 | 5 | 3 | 8 | 1 | 3 | 14 | 3 | 2 | 0 | 1 | 0 | 10 |
| 0 | Terquavion Smith | G | 18:52 | 0-8 | 0-2 | 2-4 | 1 | 1 | 2 | 2 | 3 | 2 | 3 | 1 | 2 | 0 | 1 | 10 |
| 1 | Jarkel Joiner | G | 20:00 | 1-4 | 0-0 | 3-4 | 1 | 3 | 4 | 1 | 3 | 5 | 1 | 1 | 0 | 0 | 0 | 8 |
| 5 | Jack Clark | G | 20:00 | 1-3 | 1-3 | 0-0 | 0 | 1 | 1 | 1 | 0 | 3 | 0 | 0 | 1 | 0 | 0 | 8 |
| 14 | Casey Morsell | G | 17:34 | 5-7 | 2-4 | 0-0 | 0 | 1 | 1 | 0 | 0 | 12 | 0 | 0 | 0 | 0 | 0 | 3 |
| 24 | Ernest Ross | | 00:38 | 0-0 | 0-0 | 0-0 | 0 | 0 | 0 | 2 | 0 | 0 | 0 | 1 | 0 | 0 | 0 | -2 |
| 4 | LJ Thomas | | 03:34 | 0-0 | 0-0 | 0-0 | 0 | 2 | 2 | 1 | 0 | 0 | 0 | 0 | 0 | 0 | 0 | 3 |
| Team | | | | | | | 0 | 1 | 1 | | | 0 | | 0 | | | | |
| Totals | | | | 11-27 | 3-9 | 11-14 | 7 | 12 | 19 | 8 | 9 | 36 | 7 | 5 | 3 | 1 | 1 | 8 |

| Shooting By Period | | |
|---------------------|-------|-------|
| 2 nd FG% | 11-27 | 40.7% |
| 3PT% | 3-9 | 33.3% |
| FT% | 11-14 | 78.6% |
| GM FG% | 11-27 | 40.7% |
| 3PT% | 3-9 | 33.3% |
| FT% | 11-14 | 78.6% |

Dead Ball Rebounds: 2, 0

Technical Fouls::NONE

Vanderbilt - 28

| NO. | Name | F/G | Min | FG | | | Rebounds | | | Fouls | | TP | AS | TO | ST | Blocks | | +/- |
|---------------|-----------------------|-----|-------|-------|-----|-----|----------|----|-----|-------|----|----|----|----|----|--------|----|-----|
| | | | | M-A | M-A | M-A | OR | DR | TOT | PF | FD | | | | | BS | BA | |
| 10 | Myles Stute | F | 15:12 | 2-3 | 1-2 | 0-1 | 0 | 0 | 0 | 1 | 1 | 5 | 0 | 0 | 0 | 0 | 0 | -11 |
| 21 | Liam Robbins | C | 13:02 | 1-5 | 0-1 | 0-0 | 1 | 1 | 2 | 1 | 0 | 2 | 0 | 1 | 0 | 1 | 0 | -10 |
| 4 | Jordan Wright | G | 10:30 | 1-3 | 0-1 | 0-0 | 1 | 1 | 2 | 1 | 0 | 2 | 0 | 0 | 0 | 0 | 1 | 3 |
| 5 | Ezra Manjon | G | 11:11 | 2-6 | 0-0 | 1-1 | 0 | 1 | 1 | 2 | 1 | 5 | 0 | 0 | 1 | 0 | 0 | -14 |
| 12 | Trey Thomas | G | 18:19 | 0-4 | 0-4 | 0-0 | 0 | 0 | 0 | 1 | 0 | 0 | 0 | 1 | 0 | 0 | 0 | -5 |
| 1 | Colin Smith | | 06:15 | 0-1 | 0-1 | 2-2 | 0 | 1 | 1 | 1 | 2 | 2 | 0 | 0 | 0 | 0 | 0 | -1 |
| 0 | Tyrin Lawrence | | 18:33 | 4-5 | 0-0 | 2-3 | 1 | 2 | 3 | 0 | 2 | 10 | 1 | 4 | 2 | 0 | 0 | -4 |
| 42 | Quentin Millora-Brown | | 06:58 | 1-1 | 0-0 | 0-0 | 1 | 0 | 1 | 2 | 2 | 2 | 0 | 0 | 0 | 0 | 0 | 2 |
| Team | | | | | | | 1 | 2 | 3 | | | 0 | | 1 | | | | |
| Totals | | | | 11-28 | 1-9 | 5-7 | 5 | 8 | 13 | 9 | 8 | 28 | 1 | 7 | 3 | 1 | 1 | -8 |

| Shooting By Period | | |
|---------------------|-------|-------|
| 2 nd FG% | 11-28 | 39.3% |
| 3PT% | 1-9 | 11.1% |
| FT% | 5-7 | 71.4% |
| GM FG% | 11-28 | 39.3% |
| 3PT% | 1-9 | 11.1% |
| FT% | 5-7 | 71.4% |

Dead Ball Rebounds: 2, 2

Technical Fouls::NONE

| | NCS | VAN |
|------------------|---------------------------|---------------------------|
| Biggest lead | 5 (2 nd 12:40) | 8 (2 nd 19:04) |
| Best Scoring Run | 13(2 nd 12:40) | 6(2 nd 8:12) |
| Lead Changes | 5 | |
| Times Tied | 1 | |
| Time with Lead | 13:07 | 06:29 |

| Points from | NCS | VAN |
|---------------|-----|-----|
| Turnovers | 3 | 2 |
| Paint | 14 | 16 |
| Second Chance | 5 | 4 |
| Fast Breaks | 4 | 2 |
| Bench | 0 | 14 |

| | Period by Period Scoring | | |
|-----|--------------------------|-----|-----|
| | 1st | 2nd | TOT |
| NCS | 34 | 36 | 70 |
| VAN | 38 | 28 | 66 |



NC State at Vanderbilt

12/17/22 United Center, Chicago
2022-23 Men's Basketball

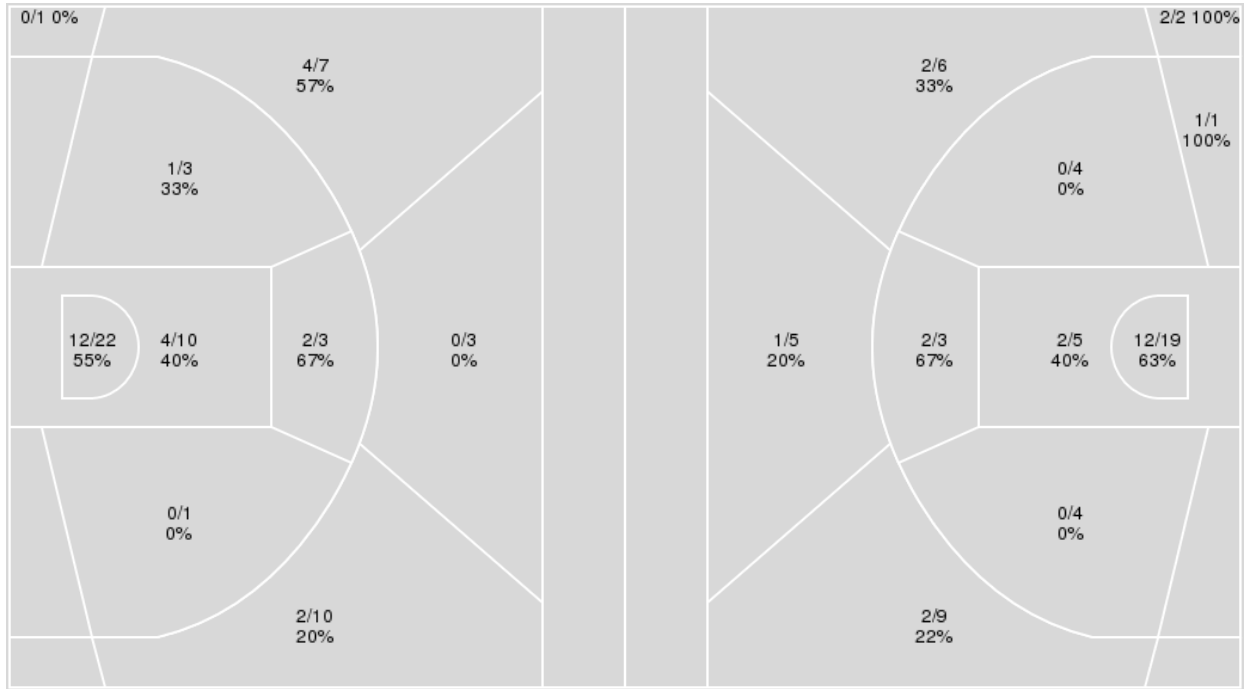
Officials: Steve Anderson, Mike Roberts, Doug Shows

{ Players => 0, 1, 2, 3, 4, 5, 10, 11, 12, 20, 21, 22, 23, 25, 34, 42; } FG
Types => All; Results => All;

{ Players => 0, 1, 3, 4, 5, 10, 11, 12, 13, 14, 20, 21, 22, 23, 24, 30; } FG
Types => All; Results => All;

Vanderbilt

NC State



| Vanderbilt | M/A | % |
|-------------|-------|----|
| Field Goals | 25/60 | 42 |
| 2 Points | 19/39 | 49 |
| 3 Points | 6/21 | 29 |
| Free Throws | 10/14 | 71 |

| NC State | M/A | % |
|-------------|-------|----|
| Field Goals | 24/58 | 41 |
| 2 Points | 17/36 | 47 |
| 3 Points | 7/22 | 32 |
| Free Throws | 15/20 | 75 |



NC State at Vanderbilt

12/17/22 United Center, Chicago
2022-23 Men's Basketball

Game Time: 9:30 PM
Game Duration: 1:59
Attendance: 5,578

Officials: Steve Anderson, Mike Roberts, Doug Shows

NC State

| No | Name | Mins | | Score | | Points Diff | | Points per Min | | Assists | | Rebounds | | Steals | | Turnovers | |
|----|------------------|-------|-------|---------|---------|-------------|-----|----------------|------|---------|-----|----------|-----|--------|-----|-----------|-----|
| | | On | Off | On | Off | On | Off | On | Off | On | Off | On | Off | On | Off | On | Off |
| 0 | Terquavion Smith | 36:16 | 03:44 | 65 - 62 | 5 - 4 | 3 | 1 | 1.79 | 1.34 | 11 | 0 | 34 | 4 | 4 | 0 | 5 | 2 |
| 1 | Jarkel Joiner | 38:38 | 01:22 | 68 - 61 | 2 - 5 | 7 | -3 | 1.76 | 1.46 | 11 | 0 | 38 | 0 | 4 | 0 | 7 | 0 |
| 4 | LJ Thomas | 04:34 | 35:26 | 5 - 6 | 65 - 60 | -1 | 5 | 1.09 | 1.83 | 1 | 10 | 7 | 31 | 0 | 4 | 3 | 4 |
| 5 | Jack Clark | 33:40 | 06:20 | 59 - 59 | 11 - 7 | 0 | 4 | 1.75 | 1.74 | 10 | 1 | 33 | 5 | 3 | 1 | 7 | 0 |
| 10 | Breon Pass | 03:58 | 36:02 | 7 - 7 | 63 - 59 | 0 | 4 | 1.76 | 1.75 | 0 | 11 | 2 | 36 | 0 | 4 | 0 | 7 |
| 14 | Casey Morsell | 36:14 | 03:46 | 64 - 62 | 6 - 4 | 2 | 2 | 1.77 | 1.59 | 10 | 1 | 33 | 5 | 4 | 0 | 6 | 1 |
| 21 | Ebenezer Dowuona | 07:34 | 32:26 | 9 - 12 | 61 - 54 | -3 | 7 | 1.19 | 1.88 | 1 | 10 | 9 | 29 | 1 | 3 | 1 | 6 |
| 24 | Ernest Ross | 11:15 | 28:45 | 20 - 21 | 50 - 45 | -1 | 5 | 1.78 | 1.74 | 2 | 9 | 6 | 32 | 1 | 3 | 1 | 6 |
| 30 | D.J. Burns Jr. | 27:51 | 12:09 | 53 - 40 | 17 - 26 | 13 | -9 | 1.90 | 1.40 | 9 | 2 | 28 | 10 | 3 | 1 | 5 | 2 |

Vanderbilt

| No | Name | Mins | | Score | | Points Diff | | Points per Min | | Assists | | Rebounds | | Steals | | Turnovers | |
|----|-----------------------|-------|-------|---------|---------|-------------|-----|----------------|------|---------|-----|----------|-----|--------|-----|-----------|-----|
| | | On | Off | On | Off | On | Off | On | Off | On | Off | On | Off | On | Off | On | Off |
| 0 | Tyrin Lawrence | 29:16 | 10:44 | 47 - 49 | 19 - 21 | -2 | -2 | 1.61 | 1.77 | 5 | 2 | 25 | 5 | 4 | 0 | 7 | 2 |
| 1 | Colin Smith | 17:27 | 22:33 | 26 - 31 | 40 - 39 | -5 | 1 | 1.49 | 1.77 | 2 | 5 | 14 | 16 | 3 | 1 | 5 | 4 |
| 3 | Paul Lewis | 04:33 | 35:27 | 2 - 9 | 64 - 61 | -7 | 3 | 0.44 | 1.81 | 0 | 7 | 3 | 27 | 1 | 3 | 1 | 8 |
| 4 | Jordan Wright | 19:29 | 20:31 | 33 - 31 | 33 - 39 | 2 | -6 | 1.69 | 1.61 | 2 | 5 | 12 | 18 | 2 | 2 | 6 | 3 |
| 5 | Ezra Manjon | 26:37 | 13:23 | 43 - 49 | 23 - 21 | -6 | 2 | 1.62 | 1.72 | 6 | 1 | 21 | 9 | 2 | 2 | 4 | 5 |
| 10 | Myles Stute | 32:06 | 07:54 | 56 - 59 | 10 - 11 | -3 | -1 | 1.74 | 1.27 | 7 | 0 | 25 | 5 | 2 | 2 | 6 | 3 |
| 12 | Trey Thomas | 30:32 | 09:28 | 57 - 52 | 9 - 18 | 5 | -9 | 1.87 | 0.95 | 6 | 1 | 20 | 10 | 2 | 2 | 7 | 2 |
| 21 | Liam Robbins | 26:15 | 13:45 | 46 - 51 | 20 - 19 | -5 | 1 | 1.75 | 1.45 | 6 | 1 | 22 | 8 | 1 | 3 | 5 | 4 |
| 42 | Quentin Millora-Brown | 13:45 | 26:15 | 20 - 19 | 46 - 51 | 1 | -5 | 1.45 | 1.75 | 1 | 6 | 8 | 22 | 3 | 1 | 4 | 5 |

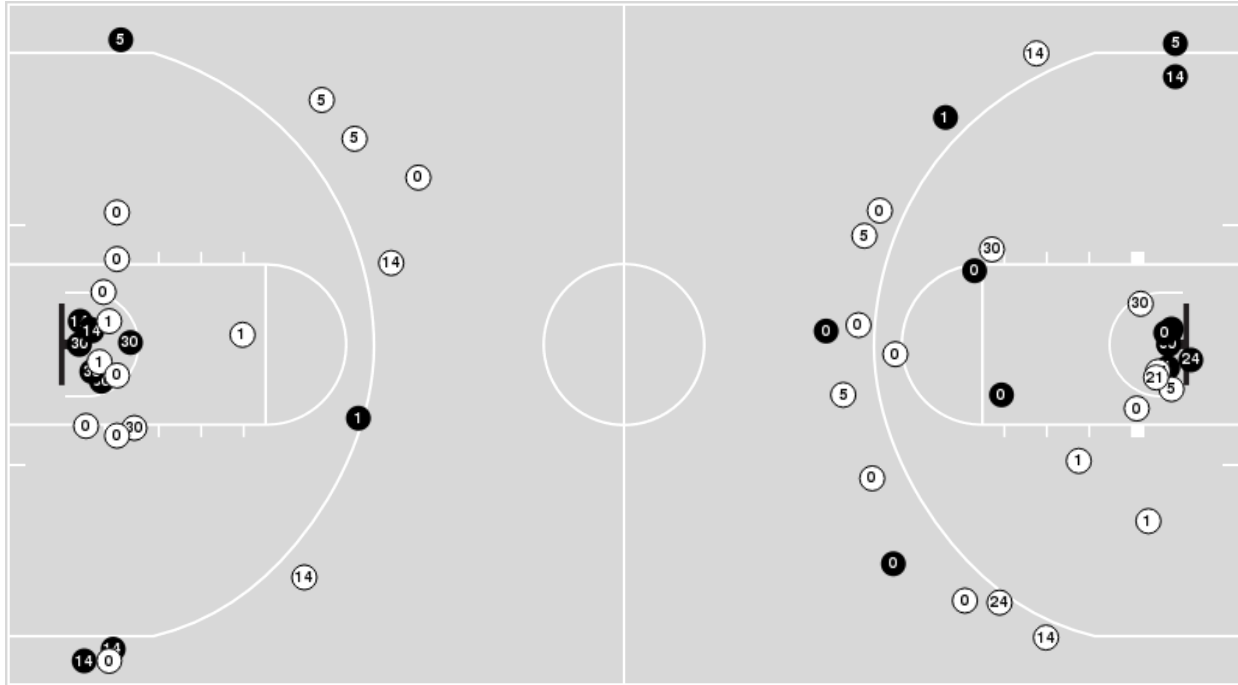


Officials: Steve Anderson, Mike Roberts, Doug Shows

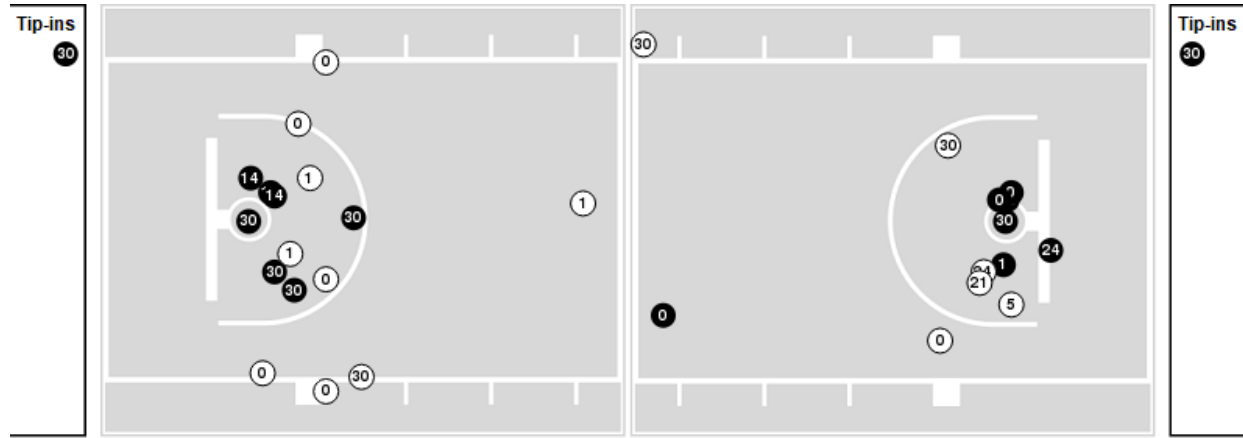
Players => 0, 1, 3, 4, 5, 10, 11, 12, 13, 14, 20, 21, 22, 23, 24, 30 FG Types=>All Results=>All

NC State

All Field Goals



Blow Up Chart



● Made ○ Missed N - Player Number

| NC State | M/A | % |
|-------------|-------|----|
| Field Goals | 24/58 | 41 |
| 2 Points | 17/36 | 47 |
| 3 Points | 7/22 | 32 |
| Free Throws | 15/20 | 75 |

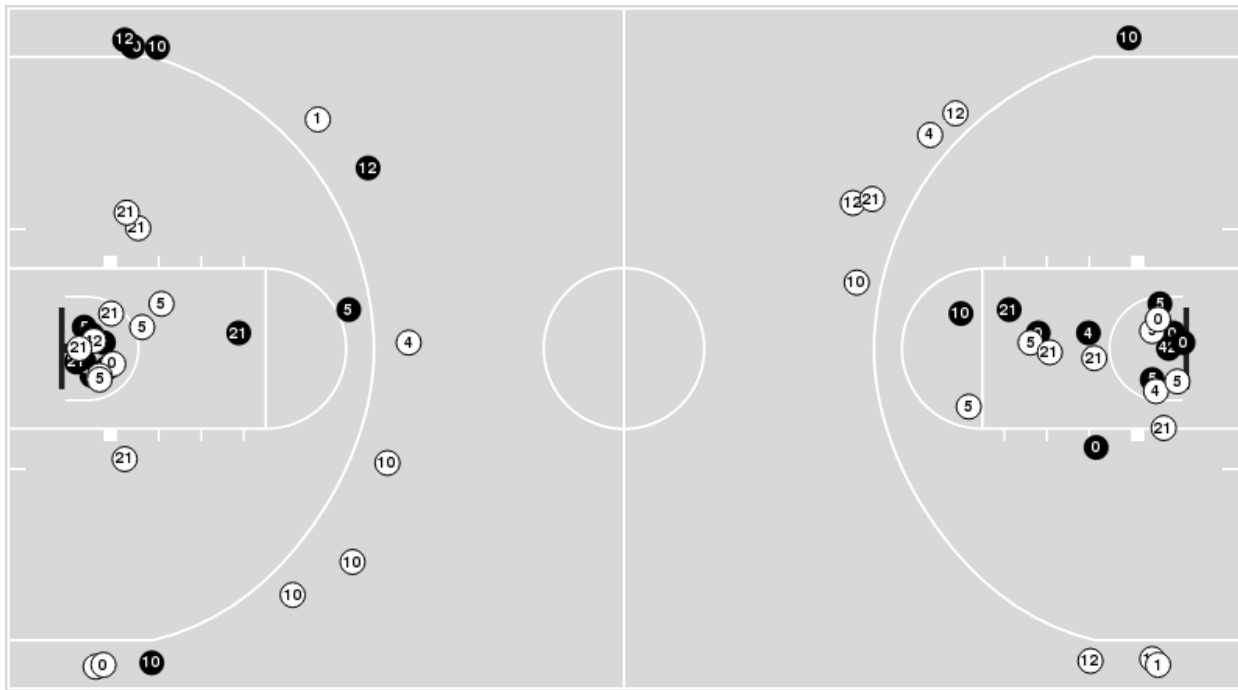
| NC State | M/A | % |
|----------------------|--------------|----|
| Points in the Paint | 28 (14 / 24) | 58 |
| Fast Break Points | 9 (4/5) | 80 |
| Second Chance Points | 9 (6/14) | 43 |
| Effective FG% | 47 | |



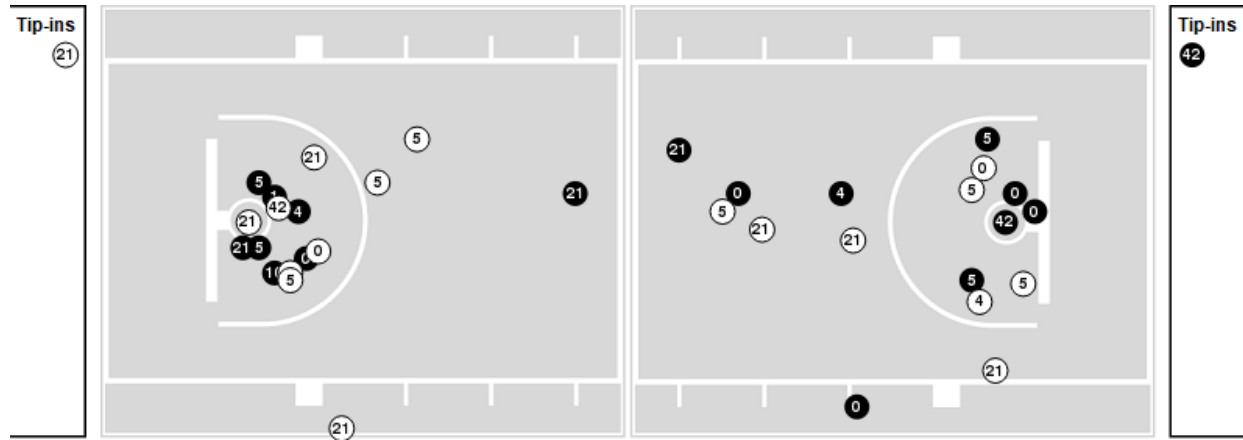
Players => 0, 1, 2, 3, 4, 5, 10, 11, 12, 20, 21, 22, 23, 25, 34, 42 FG Types=>AllResults=>All

Vanderbilt

All Field Goals



Blow Up Chart



● Made ○ Missed N - Player Number

| Vanderbilt | M/A | % |
|-------------|-------|----|
| Field Goals | 25/60 | 42 |
| 2 Points | 19/39 | 49 |
| 3 Points | 6/21 | 29 |
| Free Throws | 10/14 | 71 |

| Vanderbilt | M/A | % |
|----------------------|--------------|-----|
| Points in the Paint | 32 (16 / 32) | 50 |
| Fast Break Points | 2 (1/1) | 100 |
| Second Chance Points | 15 (7/11) | 64 |
| Effective FG% | 47 | |



NC State at Vanderbilt

12/17/22 United Center, Chicago
2022-23 Men's Basketball

Game Time: 9:30 PM
Game Duration: 1:59
Attendance: 5,578

Officials: Steve Anderson, Mike Roberts, Doug Shows

NC State

| Lineup | Quarter On | Time On | Quarter Off | Time Off | Time on Court | Score | Score Diff | Reb | Stl | Tov | Ass | PPP |
|---|------------|---------|-------------|----------|---------------|-------|------------|-----|-----|-----|-----|--------|
| 0- Smith T/ 1- Joiner J/ 5- Clark J/ 14- Morsell C/ 30- Burns Jr. D/ | 1 | 20:00 | 1 | 14:07 | 05:53 | 10-13 | -3 | 6 | 0 | 1 | 1 | 1.2690 |
| 0- Smith T/ 1- Joiner J/ 4- Thomas L/ 5- Clark J/ 30- Burns Jr. D/ | 1 | 14:07 | 1 | 14:07 | 00:00 | 0-1 | -1 | 0 | 0 | 0 | 0 | 0.0000 |
| 0- Smith T/ 1- Joiner J/ 4- Thomas L/ 5- Clark J/ 21- Dowuona E/ | 1 | 14:07 | 1 | 13:07 | 01:00 | 0-3 | -3 | 1 | 0 | 0 | 0 | 0.0000 |
| 0- Smith T/ 1- Joiner J/ 5- Clark J/ 14- Morsell C/ 21- Dowuona E/ | 1 | 13:07 | 1 | 12:15 | 00:52 | 3-0 | 3 | 2 | 0 | 1 | 1 | 1.5000 |
| 0- Smith T/ 1- Joiner J/ 14- Morsell C/ 21- Dowuona E/ 24- Ross E/ | 1 | 12:15 | 1 | 09:53 | 02:22 | 2-2 | 0 | 2 | 1 | 0 | 0 | 0.6667 |
| 1- Joiner J/ 10- Pass B/ 14- Morsell C/ 24- Ross E/ 30- Burns Jr. D/ | 1 | 09:53 | 1 | 08:34 | 01:19 | 4-0 | 4 | 2 | 0 | 0 | 0 | 2.0000 |
| 0- Smith T/ 1- Joiner J/ 14- Morsell C/ 24- Ross E/ 30- Burns Jr. D/ | 1 | 08:34 | 1 | 07:17 | 01:17 | 3-0 | 3 | 1 | 0 | 0 | 1 | 1.5000 |
| 0- Smith T/ 10- Pass B/ 14- Morsell C/ 21- Dowuona E/ 24- Ross E/ | 1 | 07:17 | 1 | 05:55 | 01:22 | 2-5 | -3 | 0 | 0 | 0 | 0 | 1.0000 |
| 0- Smith T/ 1- Joiner J/ 5- Clark J/ 14- Morsell C/ 21- Dowuona E/ | 1 | 05:55 | 1 | 04:17 | 01:38 | 1-2 | -1 | 4 | 0 | 0 | 0 | 0.2907 |
| 0- Smith T/ 1- Joiner J/ 5- Clark J/ 21- Dowuona E/ 24- Ross E/ | 1 | 04:17 | 1 | 03:57 | 00:20 | 1-0 | 1 | 0 | 0 | 0 | 0 | 0.6944 |
| 0- Smith T/ 1- Joiner J/ 5- Clark J/ 14- Morsell C/ 24- Ross E/ | 1 | 03:57 | 1 | 01:55 | 02:02 | 5-5 | 0 | 1 | 0 | 0 | 1 | 2.5000 |
| 1- Joiner J/ 5- Clark J/ 10- Pass B/ 14- Morsell C/ 24- Ross E/ | 1 | 01:55 | 1 | 00:38 | 01:17 | 1-2 | -1 | 0 | 0 | 0 | 0 | 0.5319 |
| 0- Smith T/ 1- Joiner J/ 5- Clark J/ 14- Morsell C/ 24- Ross E/ | 1 | 00:38 | 2 | 20:00 | 00:38 | 2-5 | -3 | 0 | 0 | 0 | 0 | 2.0000 |
| 0- Smith T/ 1- Joiner J/ 5- Clark J/ 14- Morsell C/ 30- Burns Jr. D/ | 2 | 20:00 | 2 | 09:55 | 10:05 | 21-14 | 7 | 6 | 3 | 1 | 4 | 1.3325 |
| 0- Smith T/ 1- Joiner J/ 5- Clark J/ 14- Morsell C/ 24- Ross E/ | 2 | 09:55 | 2 | 09:17 | 00:38 | 0-2 | -2 | 0 | 0 | 1 | 0 | 0.0000 |
| 0- Smith T/ 1- Joiner J/ 5- Clark J/ 14- Morsell C/ 30- Burns Jr. D/ | 2 | 09:17 | 2 | 08:53 | 00:24 | 0-0 | 0 | 0 | 0 | 0 | 0 | 0.0000 |
| 1- Joiner J/ 4- Thomas L/ 5- Clark J/ 14- Morsell C/ 30- Burns Jr. D/ | 2 | 08:53 | 2 | 07:45 | 01:08 | 0-2 | -2 | 2 | 0 | 2 | 0 | 0.0000 |
| 0- Smith T/ 1- Joiner J/ 4- Thomas L/ 5- Clark J/ 30- Burns Jr. D/ | 2 | 07:45 | 2 | 05:19 | 02:26 | 5-0 | 5 | 4 | 0 | 1 | 1 | 1.2887 |
| 0- Smith T/ 1- Joiner J/ 5- Clark J/ 14- Morsell C/ 30- Burns Jr. D/ | 2 | 05:19 | 2 | 00:00 | 05:19 | 10-10 | 0 | 7 | 0 | 0 | 2 | 1.3298 |



NC State at Vanderbilt

12/17/22 United Center, Chicago
2022-23 Men's Basketball

Game Time: 9:30 PM
Game Duration: 1:59
Attendance: 5,578

Officials: Steve Anderson, Mike Roberts, Doug Shows

Vanderbilt

| Lineup | Quarter On | Time On | Quarter Off | Time Off | Time on Court | Score | Score Diff | Reb | Stl | Tov | Ass | PPP |
|---|------------|---------|-------------|----------|---------------|-------|------------|-----|-----|-----|-----|--------|
| 4- Wright J/ 5- Manjon E/ 10- Stute M/ 12- Thomas T/ 21- Robbins L/ | 1 | 20:00 | 1 | 14:07 | 05:53 | 13-10 | 3 | 3 | 0 | 0 | 2 | 1.5403 |
| 1- Smith C/ 5- Manjon E/ 10- Stute M/ 12- Thomas T/ 21- Robbins L/ | 1 | 14:07 | 1 | 14:07 | 00:00 | 1-0 | 1 | 0 | 0 | 0 | 0 | 2.2727 |
| 1- Smith C/ 5- Manjon E/ 10- Stute M/ 12- Thomas T/ 42- Millora-Brown Q/ | 1 | 14:07 | 1 | 13:10 | 00:57 | 0-0 | 0 | 1 | 0 | 0 | 0 | 0.0000 |
| 0- Lawrence T/ 1- Smith C/ 5- Manjon E/ 10- Stute M/ 42- Millora-Brown Q/ | 1 | 13:10 | 1 | 13:07 | 00:03 | 3-0 | 3 | 0 | 0 | 0 | 1 | 3.0000 |
| 0- Lawrence T/ 1- Smith C/ 3- Lewis P/ 10- Stute M/ 42- Millora-Brown Q/ | 1 | 13:07 | 1 | 11:40 | 01:27 | 0-3 | -3 | 1 | 1 | 0 | 0 | 0.0000 |
| 0- Lawrence T/ 1- Smith C/ 3- Lewis P/ 4- Wright J/ 42- Millora-Brown Q/ | 1 | 11:40 | 1 | 09:53 | 01:47 | 2-2 | 0 | 2 | 0 | 1 | 0 | 1.0000 |
| 0- Lawrence T/ 1- Smith C/ 3- Lewis P/ 4- Wright J/ 21- Robbins L/ | 1 | 09:53 | 1 | 08:34 | 01:19 | 0-4 | -4 | 0 | 0 | 0 | 0 | 0.0000 |
| 0- Lawrence T/ 1- Smith C/ 5- Manjon E/ 10- Stute M/ 21- Robbins L/ | 1 | 08:34 | 1 | 07:17 | 01:17 | 0-3 | -3 | 1 | 0 | 0 | 0 | 0.0000 |
| 0- Lawrence T/ 5- Manjon E/ 10- Stute M/ 12- Thomas T/ 21- Robbins L/ | 1 | 07:17 | 1 | 04:22 | 02:55 | 7-2 | 5 | 4 | 0 | 0 | 2 | 1.4344 |
| 1- Smith C/ 5- Manjon E/ 10- Stute M/ 12- Thomas T/ 21- Robbins L/ | 1 | 04:22 | 1 | 04:17 | 00:05 | 0-1 | -1 | 0 | 0 | 0 | 0 | 0.0000 |
| 1- Smith C/ 5- Manjon E/ 10- Stute M/ 12- Thomas T/ 42- Millora-Brown Q/ | 1 | 04:17 | 1 | 01:55 | 02:22 | 5-6 | -1 | 0 | 0 | 1 | 0 | 1.2887 |
| 0- Lawrence T/ 1- Smith C/ 5- Manjon E/ 10- Stute M/ 42- Millora-Brown Q/ | 1 | 01:55 | 1 | 01:44 | 00:11 | 0-0 | 0 | 0 | 0 | 0 | 0 | 0.0000 |
| 0- Lawrence T/ 1- Smith C/ 5- Manjon E/ 10- Stute M/ 21- Robbins L/ | 1 | 01:44 | 1 | 00:00 | 01:43 | 4-3 | 1 | 5 | 0 | 0 | 0 | 2.0000 |
| 0- Lawrence T/ 1- Smith C/ 10- Stute M/ 12- Thomas T/ 21- Robbins L/ | 1 | 00:00 | 2 | 20:00 | 00:01 | 3-0 | 3 | 0 | 0 | 0 | 1 | 3.0000 |
| 0- Lawrence T/ 4- Wright J/ 10- Stute M/ 12- Thomas T/ 21- Robbins L/ | 2 | 20:00 | 2 | 16:06 | 03:54 | 8-8 | 0 | 3 | 0 | 3 | 0 | 1.1429 |
| 0- Lawrence T/ 5- Manjon E/ 10- Stute M/ 12- Thomas T/ 21- Robbins L/ | 2 | 16:06 | 2 | 14:07 | 01:59 | 0-5 | -5 | 0 | 1 | 1 | 0 | 0.0000 |
| 1- Smith C/ 5- Manjon E/ 10- Stute M/ 12- Thomas T/ 21- Robbins L/ | 2 | 14:07 | 2 | 12:40 | 01:27 | 0-4 | -4 | 1 | 0 | 1 | 0 | 0.0000 |
| 0- Lawrence T/ 4- Wright J/ 10- Stute M/ 12- Thomas T/ 42- Millora-Brown Q/ | 2 | 12:40 | 2 | 11:15 | 01:25 | 2-2 | 0 | 0 | 0 | 0 | 0 | 2.0000 |
| 0- Lawrence T/ 1- Smith C/ 4- Wright J/ 12- Thomas T/ 42- Millora-Brown Q/ | 2 | 11:15 | 2 | 07:45 | 03:30 | 8-2 | 6 | 3 | 1 | 1 | 0 | 1.2903 |
| 0- Lawrence T/ 1- Smith C/ 4- Wright J/ 5- Manjon E/ 42- Millora-Brown Q/ | 2 | 07:45 | 2 | 06:27 | 01:18 | 0-3 | -3 | 0 | 1 | 1 | 0 | 0.0000 |
| 0- Lawrence T/ 4- Wright J/ 5- Manjon E/ 10- Stute M/ 42- Millora-Brown Q/ | 2 | 06:27 | 2 | 06:04 | 00:23 | 0-0 | 0 | 1 | 0 | 0 | 0 | 0.0000 |
| 0- Lawrence T/ 5- Manjon E/ 10- Stute M/ 12- Thomas T/ 42- Millora-Brown Q/ | 2 | 06:04 | 2 | 05:42 | 00:22 | 0-1 | -1 | 0 | 0 | 0 | 0 | 0.0000 |
| 0- Lawrence T/ 5- Manjon E/ 10- Stute M/ 12- Thomas T/ 21- Robbins L/ | 2 | 05:42 | 2 | 00:00 | 05:42 | 10-11 | -1 | 5 | 0 | 0 | 1 | 1.1261 |



NC State at Vanderbilt

12/17/22 United Center, Chicago
2022-23 Men's Basketball

Game Time: 9:30 PM
Game Duration: 1:59
Attendance: 5,578

Officials: Steve Anderson, Mike Roberts, Doug Shows

NC State

| Lineup | Time | Score | Score Diff | Pts/Min | Reb | Stl | Tov | Ass | PPP |
|---|-------|-------|------------|---------|-----|-----|-----|-----|--------|
| 0- Smith T/ 1- Joiner J/ 5- Clark J/ 14- Morsell C/ 30- Burns Jr. D/ | 21:41 | 41-37 | 4 | 1.8909 | 19 | 3 | 2 | 7 | 1.3158 |
| 0- Smith T/ 1- Joiner J/ 5- Clark J/ 14- Morsell C/ 24- Ross E/ | 03:18 | 7-12 | -5 | 2.1212 | 1 | 0 | 1 | 1 | 1.7500 |
| 0- Smith T/ 1- Joiner J/ 5- Clark J/ 14- Morsell C/ 21- Dowuona E/ | 02:30 | 4-2 | 2 | 1.6000 | 6 | 0 | 1 | 1 | 0.7353 |
| 0- Smith T/ 1- Joiner J/ 4- Thomas L/ 5- Clark J/ 30- Burns Jr. D/ | 02:26 | 5-1 | 4 | 2.0548 | 4 | 0 | 1 | 1 | 1.2887 |
| 0- Smith T/ 1- Joiner J/ 14- Morsell C/ 21- Dowuona E/ 24- Ross E/ | 02:22 | 2-2 | 0 | 0.8451 | 2 | 1 | 0 | 0 | 0.6667 |
| 0- Smith T/ 10- Pass B/ 14- Morsell C/ 21- Dowuona E/ 24- Ross E/ | 01:22 | 2-5 | -3 | 1.4634 | 0 | 0 | 0 | 0 | 1.0000 |
| 1- Joiner J/ 10- Pass B/ 14- Morsell C/ 24- Ross E/ 30- Burns Jr. D/ | 01:19 | 4-0 | 4 | 3.0380 | 2 | 0 | 0 | 0 | 2.0000 |
| 0- Smith T/ 1- Joiner J/ 14- Morsell C/ 24- Ross E/ 30- Burns Jr. D/ | 01:17 | 3-0 | 3 | 2.3377 | 1 | 0 | 0 | 1 | 1.5000 |
| 1- Joiner J/ 5- Clark J/ 10- Pass B/ 14- Morsell C/ 24- Ross E/ | 01:17 | 1-2 | -1 | 0.7792 | 0 | 0 | 0 | 0 | 0.5319 |
| 1- Joiner J/ 4- Thomas L/ 5- Clark J/ 14- Morsell C/ 30- Burns Jr. D/ | 01:08 | 0-2 | -2 | 0.0000 | 2 | 0 | 2 | 0 | 0.0000 |
| 0- Smith T/ 1- Joiner J/ 4- Thomas L/ 5- Clark J/ 21- Dowuona E/ | 01:00 | 0-3 | -3 | 0.0000 | 1 | 0 | 0 | 0 | 0.0000 |
| 0- Smith T/ 1- Joiner J/ 5- Clark J/ 21- Dowuona E/ 24- Ross E/ | 00:20 | 1-0 | 1 | 3.0000 | 0 | 0 | 0 | 0 | 0.6944 |



NC State at Vanderbilt

12/17/22 United Center, Chicago
2022-23 Men's Basketball

Game Time: 9:30 PM
Game Duration: 1:59
Attendance: 5,578

Officials: Steve Anderson, Mike Roberts, Doug Shows

Vanderbilt

| Lineup | Time | Score | Score Diff | Pts/Min | Reb | Stl | Tov | Ass | PPP |
|---|-------|-------|------------|----------|-----|-----|-----|-----|--------|
| 0- Lawrence T/ 5- Manjon E/ 10- Stute M/ 12- Thomas T/ 21- Robbins L/ | 10:36 | 17-18 | -1 | 1.6038 | 9 | 1 | 1 | 3 | 0.9572 |
| 4- Wright J/ 5- Manjon E/ 10- Stute M/ 12- Thomas T/ 21- Robbins L/ | 05:53 | 13-10 | 3 | 2.2096 | 3 | 0 | 0 | 2 | 1.5403 |
| 0- Lawrence T/ 4- Wright J/ 10- Stute M/ 12- Thomas T/ 21- Robbins L/ | 03:54 | 8-8 | 0 | 2.0513 | 3 | 0 | 3 | 0 | 1.1429 |
| 0- Lawrence T/ 1- Smith C/ 4- Wright J/ 12- Thomas T/ 42- Millora-Brown Q/ | 03:30 | 8-2 | 6 | 2.2857 | 3 | 1 | 1 | 0 | 1.2903 |
| 1- Smith C/ 5- Manjon E/ 10- Stute M/ 12- Thomas T/ 42- Millora-Brown Q/ | 03:19 | 5-6 | -1 | 1.5075 | 1 | 0 | 1 | 0 | 1.2887 |
| 0- Lawrence T/ 1- Smith C/ 5- Manjon E/ 10- Stute M/ 21- Robbins L/ | 03:00 | 4-6 | -2 | 1.3333 | 6 | 0 | 0 | 0 | 1.3333 |
| 0- Lawrence T/ 1- Smith C/ 3- Lewis P/ 4- Wright J/ 42- Millora-Brown Q/ | 01:47 | 2-2 | 0 | 1.1215 | 2 | 0 | 1 | 0 | 1.0000 |
| 1- Smith C/ 5- Manjon E/ 10- Stute M/ 12- Thomas T/ 21- Robbins L/ | 01:32 | 1-5 | -4 | 0.6522 | 1 | 0 | 1 | 0 | 0.3472 |
| 0- Lawrence T/ 1- Smith C/ 3- Lewis P/ 10- Stute M/ 42- Millora-Brown Q/ | 01:27 | 0-3 | -3 | 0.0000 | 1 | 1 | 0 | 0 | 0.0000 |
| 0- Lawrence T/ 4- Wright J/ 10- Stute M/ 12- Thomas T/ 42- Millora-Brown Q/ | 01:25 | 2-2 | 0 | 1.4118 | 0 | 0 | 0 | 0 | 2.0000 |
| 0- Lawrence T/ 1- Smith C/ 3- Lewis P/ 4- Wright J/ 21- Robbins L/ | 01:19 | 0-4 | -4 | 0.0000 | 0 | 0 | 0 | 0 | 0.0000 |
| 0- Lawrence T/ 1- Smith C/ 4- Wright J/ 5- Manjon E/ 42- Millora-Brown Q/ | 01:18 | 0-3 | -3 | 0.0000 | 0 | 1 | 1 | 0 | 0.0000 |
| 0- Lawrence T/ 4- Wright J/ 5- Manjon E/ 10- Stute M/ 42- Millora-Brown Q/ | 00:23 | 0-0 | 0 | 0.0000 | 1 | 0 | 0 | 0 | 0.0000 |
| 0- Lawrence T/ 5- Manjon E/ 10- Stute M/ 12- Thomas T/ 42- Millora-Brown Q/ | 00:22 | 0-1 | -1 | 0.0000 | 0 | 0 | 0 | 0 | 0.0000 |
| 0- Lawrence T/ 1- Smith C/ 5- Manjon E/ 10- Stute M/ 42- Millora-Brown Q/ | 00:14 | 3-0 | 3 | 12.8571 | 0 | 0 | 0 | 1 | 3.0000 |
| 0- Lawrence T/ 1- Smith C/ 10- Stute M/ 12- Thomas T/ 21- Robbins L/ | 00:01 | 3-0 | 3 | 180.0000 | 0 | 0 | 0 | 1 | 3.0000 |