VANDERBILT MEN'S BASKETBALL

Primary Contact • Gavin Nevill
gavin.nevill@vanderbilt.edu • 610.442.3431
Basketball Oversight • Brian Fremund
brian.fremund@vanderbilt.edu • 251.623.3191

Game 13 - Southeastern Louisiana

Game	Vanderbilt (6-6, 0-0 SEC) vs. Southeastern Louisiana (6-7, 0-1 Southland)
Date • Time	Dec. 30, 2022 • 6 p.m.
Site	Nashville, Tenn. • Memorial Gymnasium
Broadcast	SEC Network+ *Andrew Allegretta and Shan Foster*
Radio	93.3 FM | VUCommodores App *Kevin Ingram and Tim Thompson*

AT A GLANCE
• Vanderbilt looks to close out nonconference play on a high note with a home game versus Southeastern Louisiana on Dec. 30.
• The Commodores are coming off a 70-62 win over Alabama A&M on Dec. 22.
• The Dores are 4-3 at home this season.
• Vandy is 3-0 in the all-time series vs. Southeastern Louisiana.

LAST TIME OUT
• Vandy bounced back with a 70-62 home win over Alabama A&M.
• Liam Robbins scored a team-high 14 points off the bench to go with nine rebounds in the win.
• Vanderbilt dominated on the glass with a 43-28 rebounding edge.
• Jordan Wright and Ezra Manjon also chipped in with 12 points apiece off the bench.

ROBBINS EM
• Fifth-year senior Liam Robbins has racked up 259 career blocks - fourth among active Division I men's basketball student-athletes.
• His eight blocks against Fresno State on Nov. 24 are tied for the most by a D-1 men's basketball student-athlete this season.
• Robbins ranks eighth in D1 with 2.75 blocks per game and 10th in total blocks with 33.
• At Temple (Nov. 15) and vs. Pitt (Dec. 7), Robbins blocked potential game-winning shots at the buzzer.
• As a team, Vandy ranks 21st nationally with 5.3 blocks per game.

CLUB 1K
• Vanderbilt has three active student-athletes who have scored 1,000 points in their NCAA career.
• Liam Robbins (Drake, Minnesota, Vanderbilt); Ezra Manjon (UC Davis, Vanderbilt); Emmanuel Ansong (Wheeling, Green Bay, Vanderbilt)
• Robbins reached 1,000 career points on Nov. 15 at Temple.
• Senior Jordan Wright looks to be the next Commodore to join the club (918 career points).

BALANCE
• Vanderbilt has had five student-athletes score 10 or more points in a game this season (Stute, Wright, Robbins, Lawrence, Manjon).
• Vandy's four leading scorers are all scoring 9.7 points per game or better:
• Robbins (12.3), Stute (11.8), Lawrence (10.7), Wright (9.7)

THE BEST SHOOTER IN THE SEC
• Last season, Myles Stute led the SEC in three-point shooting (43.2 percent).
• This season Stute has made four or more 3-pointers in five games including seven in a win at Temple.
• Stute is shooting 47.5 percent (38-for-80) on the season from 3-point range, good for No. 13 in the nation and best in the SEC.

CONSISTENCY
• Fifth-year senior Liam Robbins has scored in double figures in eight-consecutive games.
• Over that stretch, the Davenport, Iowa, native has put up 13.9 points, 6.5 rebounds and 3.1 blocks per game.

EXPERIENCE
• Vanderbilt boasts three student-athletes who have played 100 career games or more (Jordan Wright, Emmanuel Ansong and Liam Robbins)
• Quentin Millora-Brown has also played in 98 career games.

NEW TO NASHVILLE
• This year's freshmen class was ranked No. 18 by Rivals and No. 24 by 247Sports.
• Freshmen Colin Smith, Noah Shelby and Lee Dort were four-star recruits according to Rivals, 247Sports and ESPN. Malik Dia was also considered a four-star recruit by ESPN.

2022-23 SCHEDULE (6-6, 0-0 SEC)

Nov. 7	**RV/NR - Memphis**	**Memorial Gymnasium**	**SEC Network +**	**L, 76-67**
Nov. 11	**Southern Miss**	**Memorial Gymnasium**	**SEC Network +**	**L, 60-48**
Nov. 15	at Temple	Philadelphia, Pa.	ESPN+	W, 89-87 (OT)
Nov. 18	**Morehead State**	**Memorial Gymnasium**	**SEC Network +**	**W, 76-43**
Nov. 23	*vs. RV/RV - Saint Mary's ^*	*Anaheim, Calif.*	*ESPN2*	*L, 75-65*
Nov. 24	*vs. Fresno St. ^*	*Anaheim, Calif.*	*ESPNU*	*W, 67-59*
Nov. 30	at VCU	Richmond, Va.	CBS Sports Net.	L, 70-65
Dec. 3	**Wofford**	**Memorial Gymnasium**	**SEC Network +**	**W, 65-62**
Dec. 7	**Pitt**	**Memorial Gymnasium**	**SEC Network**	**W, 75-74**
Dec. 9	**Grambling State**	**Memorial Gymnasium**	**SEC Network**	**L, 64-62**
Dec. 17	*vs. NC State &*	*Chicago, Ill.*	*CBS Sports Net.*	*L, 70-66*
Dec. 22	**Alabama A&M**	**Memorial Gymnasium**	**SEC Network +**	**W, 70-62**
Dec. 30	**Southeastern Louisiana**	**Memorial Gymnasium**	**SEC Network +**	**6 p.m.**
Jan. 3	**South Carolina ***	**Memorial Gymnasium**	**SEC Network**	**6 p.m.**
Jan. 7	at Missouri *	Columbia, Mo.	CBS	11 a.m.
Jan. 10	at Tennessee *	Knoxville, Tenn.	SEC Network	8 p.m.
Jan. 14	**Arkansas ***	**Memorial Gymnasium**	**ESPN2/U**	**1 p.m.**
Jan. 17	**Alabama ***	**Memorial Gymnasium**	**SEC Network**	**7:30 p.m.**
Jan. 21	at Georgia *	Athens, Ga.	SEC Network	Noon
Jan. 24	**Kentucky ***	**Memorial Gymnasium**	**SEC Network**	**8 p.m.**
Jan. 28	at Texas A&M *	College Station, Texas	SEC Network	7:30 p.m.
Jan. 31	at Alabama *	Tuscaloosa, Ala.	SEC Network	7:30 p.m.
Feb. 4	**Ole Miss ***	**Memorial Gymnasium**	**SEC Network**	**Noon**
Feb. 8	**Tennessee ***	**Memorial Gymnasium**	**SEC Network**	**6 p.m.**
Feb. 11	at Florida *	Gainesville, Fla.	SEC Network	2:30 p.m.
Feb. 14	at South Carolina *	Columbia, S.C.	SEC Network	5:30 p.m.
Feb 18	**Auburn ***	**Memorial Gymnasium**	**SEC Network**	**7:30 p.m.**
Feb. 22	at LSU *	Baton Rouge, La.	SEC Network	6 p.m.
Feb. 25	**Florida ***	**Memorial Gymnasium**	**ESPN2/U**	**5 p.m.**
March 1	at Kentucky *	Lexington, Ky.	SEC Network	6 p.m.
March 4	**Mississippi State ***	**Memorial Gymnasium**	**SEC Network**	**7:30 p.m.**

All times Central • Home games in bold • *Southeastern Conference game
^ Wooden Legacy - Anaheim Arena
& Legends of Basketball Showcase - United Center

KEEP IN TOUCH

SOCIAL MEDIA
Twitter/Instagram: @VandyMBB
Facebook: VandyMensBasketball
Web: VUCommodores.com
#AnchorDown

SID CONTACT
SID: Gavin Nevill
Cell: 610-442-3431
Email: gavin.nevill@vanderbilt.edu
Address: 2601 Jess Neely Dr., Nashville, TN, 37212

SERIES HISTORY VS. SOUTHEASTERN LOUISIANA

Vanderbilt's Record in the Series	3-0
Stackhouse's Record vs. Opponent	1-0
Series Streak	Vanderbilt 3W
First Meeting	Nov. 22, 2002 - W, 80-58 in Nashville
Most Recent Meeting	Nov. 25, 2019 - W, 78-70 in Nashville
Vanderbilt's Last Win	Nov. 25, 2019 - W, 78-70 in Nashville
Vanderbilt's HOME Record vs. Opp.	3-0

RECENT MEETINGS

Location	Date	Result	Score
Nashville	Nov. 25, 2019	W	78-70
Nashville	Dec. 18, 2010	W	85-52
Nashville	Nov. 22, 2002	W	80-58

Series Notes

• Vandy is 3-0 in the all-time series vs. Southeastern Louisiana with all three games played at Memorial Gymnasium.
• The Commodores have won the three previous meetings by an average of 21.0 points per game.
• Vanderbilt is 1-0 vs. the Lions in the Jerry Stackhouse Era, winning by a 78-70 final score on Nov. 25, 2019

DURING THE 2022-23 SEASON

LOCATION	
Home	4-3
Road	1-1
Neutral	1-2
SPECIALTY	
Overtime	1-0
AP ranked opp.	0-0
AT THE HALF	
Leading	4-1
Trailing	0-5
Tied	2-0
VANDY SCORING	
75+ points	4-0
Fewer than 75	2-6
REBOUNDING	
Vandy more	4-4
Opponent more	2-2
Tied	0-0
VANDY SHOOTING	
50+ %	1-0
40-49%	4-4
Under 40%	1-2
35+ % from 3	1-5
OPPONENT SHOOTING	
50+ %	0-2
40-49%	4-2
Under 40%	2-2
35+ % from 3	4-4
TURNOVERS	
Vandy fewer than opp.	3-1

MOST INDIVIDUAL POINTS - 22, Jordan Wright vs. Saint Mary's
MOST INDIVIDUAL REBOUNDS - 11, Myles Stute vs. Southern Miss
MOST INDIVIDUAL ASSISTS - 9, Ezra Manjon at Temple
MOST INDIVIDUAL BLOCKS - 8, Liam Robbins vs. Fresno State
BIGGEST LEAD - 32 vs. Morehead State (Nov. 18), 9:45 of 2nd
BIGGEST DEFICIT - 19 vs. Memphis (Nov. 7), 14:53 of 2nd
BIGGEST LEAD IN A LOSS - 8 vs. NC State (Dec. 17)
BIGGEST DEFICIT IN A WIN - 11 at Temple (Nov. 15)
BIGGEST HALFTIME LEAD - 25 vs. Morehead State (Nov. 18)
BIGGEST HALFTIME DEFICIT - 12 vs. Memphis (Nov. 7)
BIGGEST HALFTIME LEAD BLOWN - 4 vs. NC State (Dec. 17)
BIGGEST HALFTIME DEFICIT ERASED - -
MOST POINTS IN A HALF - 45 vs. Memphis (Nov. 7)
FEWEST POINTS IN A HALF - 22 vs. Memphis (Nov. 7)
MOST POINTS ALLOWED IN A HALF - 42 vs. Memphis (Nov. 7)
FEWEST POINTS ALLOWED IN A HALF - 13 vs. Morehead State (Nov. 18)
BIGGEST MARGIN OF VICTORY - 33 vs. Morehead State (Nov. 18)
BIGGEST MARGIN OF DEFEAT - 12 vs. Southern Miss (Nov. 11)

DEVELOPMENT UNDER JERRY STACKHOUSE

STUDENT-ATHLETE	FRESHMAN	LATER
Myles Stute	2020-21: 3.9 ppg, 28.6% 3pt	2022-23: 11.8 ppg, 47.5% 3pt
Tyrin Lawrence	2020-21: 2.9 ppg	2022-23: 10.7 ppg
Jordan Wright	2019-20: 5.7 ppg, 2.8 rpg	2022-23: 9.7 ppg, 4.0 rpg
Aaron Nesmith	*2018-19: 11.0 ppg, 33.7% 3pt	2019-20: 23.0 ppg, 52.2% 3pt
Saben Lee	*2017-18: 10.6 ppg, 3.1 apg	2019-20: 18.6 ppg, 4.2 apg
Scotty Pippen Jr.	2019-20: 12.0 ppg, 3.6 apg	2021-22: 20.4 ppg, 4.5 apg

• Jerry Stackhouse has consistently developed his student-athlete during his time at Vandy.
• Three Commodores in the Stackhouse Era have gone onto the NBA (Nesmith, Lee, Pippen)
** Aaron Nesmith and Saben Lee played their freshman seasons under Bryce Drew.*

JUST ANNOUNCED

• Vandy signed three high school student-athletes who will join the squad for the 2023-24 season.
• JQ Roberts (Bloomington, Ind.), Carter Lang (Charlottesville, Va.) and Isaiah West (Springfield, Tenn.) signed NLIs with the Commodores.
• The recruiting class is ranked No. 24 by ESPN.
• All three are four-star recruits by ESPN and three-star recruits by 247 Sports and Rivals.

ALWAYS IMPROVING

• Vanderbilt finished last season with a NET ranking of 62.
• Vanderbilt is the only program in the SEC to improve in the NET rankings in each of the last three seasons.
• 155 in 2018-19 (year before Stackhouse arrives); 142 in 2019-20; 102 in 2020-21; 62 in 2021-22

LOCKDOWN DEFENSE

• The Dores ranked No. 40 in the nation in KenPom's defensive efficiency a season ago just two seasons after ranking No. 221 in Stackhouse's first season in 2019-20.
• The Commodores forced 15 or more turnovers in 15 games last season.
• Vandy ranked 28th in the nation in 3-point field goal percentage defense - holding opponents to 30.1 percent from distance - in 2021-22.

VANDY UNITED

• Vanderbilt is in the midst of a $300 million fundraising campaign for athletics called Vandy United.
• Part of Vandy United includes a new men's and women's basketball operations center and practice facility. The project is underway.

LONG AND ATHLETIC

• Vanderbilt boasts six student-athletes with a wingspan of 6'8" or longer.
• Quentin Millora-Brown (7'2"), Malik Dia (7'1.25"), Lee Dort (7'1"), Liam Robbins (7'), Myles Stute (6'8"), Emmanuel Ansong (6'8").

10-19 POINTS	2022-23	CAREER
#0 Tyrin Lawrence	6	7
#1 Colin Smith	1	1
#4 Jordan Wright	4	39
#5 Ezra Manjon	5	48
#10 Myles Stute	6	20
#12 Trey Thomas	1	13
#20 Emmanuel Ansong	0	26
#21 Liam Robbins	7	46
#42 Quentin Millora-Brown	0	15

20-29 POINTS	2022-23	CAREER
#0 Tyrin Lawrence	0	1
#4 Jordan Wright	1	6
#5 Ezra Manjon	0	14
#10 Myles Stute	2	3
#20 Emmanuel Ansong	0	2
#21 Liam Robbins	2	11
#42 Quentin Millora-Brown	0	1

DOUBLE-DOUBLES	2022-23	CAREER
#4 Jordan Wright	0	8
#20 Emmanuel Ansong	0	2
#21 Liam Robbins	0	10
#42 Quentin Millora-Brown	0	5

POSTSEASON HISTORY
NCAA Tournaments - 15
Last Appearance - 2017
NCAA Tour. Record - 10-16 (.385)

0 — TYRIN LAWRENCE • Junior • Guard • 6-4 • 200 • Monticello, Ga. • Christian Sunrise Academy (Kan.) • *Pronounced TY-rin*

- Added 18 pounds of muscle this offseason
- One of four Dores to score 20+ points in a game in '21-22
- 3-time regional champion in HS before prep year at CSA in Kan.
- 2019 AAA State Player of the Year in Georgia

CAREER HIGHS

PTS	20 vs. Winthrop (11/20/21)
REB	5, 6x, last vs. Grambling State (12/9/22)
AST	4 vs. Mississippi Valley State (12/13/20)

AVERAGES

	GP-GS	MIN/G	FG%	3FG%	FT%	R/G	A/G	STL	BLK	PTS/G
22-23	12-10	26.8	.494	.276	.711	3.4	1.7	13	1	10.7
CAREER	53-28	17.5	.451	.214	.699	2.5	1.0	37	5	5.2

1 — COLIN SMITH • Freshman • Forward • 6-8 • 215 • Dallas, Texas • Compass Prep (Ariz.)

- Consensus four-star recruit (ESPN, 247Sports & Rivals)
- Nominated for 2022 McDonald's All-American Game
- 1,525 points, 700 rebounds and 505 assists in HS
- Older sister Leilah played Volleyball at Stanford

CAREER HIGHS

PTS	13 vs. Grambling State (12/9/22)
REB	10 vs. Southern Miss (11/11/22)
AST	1, 9x, last vs. NC State (12/17/22)

AVERAGES

	GP-GS	MIN/G	FG%	3FG%	FT%	R/G	A/G	STL	BLK	PTS/G
22-23	11-2	16.4	.366	.296	.591	3.4	0.8	1	1	4.6
CAREER	11-2	16.4	.366	.296	.591	3.4	0.8	1	1	4.6

2 — NOAH SHELBY • Freshman • Guard • 6-3 • 180 • McKinney, Texas • Greenhill School

- Four-star recruit by ESPN, 247Sports and Rivals
- Nominated for 2022 McDonald's All-American Game
- Averaged 22.7 points/game as a senior in 2021-22
- One of top PG recruits (14 - Rivals; 17 - 247Sports; 23 - ESPN)

CAREER HIGHS

PTS	8 vs. Morehead State (11/18/22)
REB	2 vs. Morehead State (11/18/22)
AST	--

AVERAGES

	GP-GS	MIN/G	FG%	3FG%	FT%	R/G	A/G	STL	BLK	PTS/G
22-23	4-0	7.7	.214	.214	.500	0.8	0.0	0	0	2.8
CAREER	4-0	7.7	.214	.214	.500	0.8	0.0	0	0	2.8

3 — PAUL LEWIS • Freshman • Guard • 6-2 • 170 • Woodbridge, Va. • Bishop O'Connell

- Three-star prospect by ESPN, 247 Sports and Rivals
- Nominated for the 2022 McDonald's All-American Game
- Averaged 14 points, five rebounds and four assists per game in high school

CAREER HIGH

PTS	3 at Temple (11/15/22)
REB	3 at Temple (11/15/22)
AST	3 at Temple (11/15/22)

AVERAGES

	GP-GS	MIN/G	FG%	3FG%	FT%	R/G	A/G	STL	BLK	PTS/G
22-23	4-1	8.7	.167	.333	.000	1.5	1.0	0	0	0.8
CAREER	4-1	8.7	.167	.333	.000	1.5	1.0	0	0	0.8

4 — JORDAN WRIGHT • Senior • Guard/Forward • 6-6 • 220 • Baton Rouge, La. • Dunham

- Part of Stackhouse's 1st signing class
- 2022 SEC Scholar-Athlete; COSIDA Academic All-District
- Summer intern at Nashville SuperSpeedway
- Picked up interest in photography over the summer

CAREER HIGH

PTS	28 vs. Winthrop (11/20/21)
REB	12, 2x, last at Georgia (1/15/22)
AST	7 at Temple (11/15/22)

AVERAGES

	GP-GS	MIN/G	FG%	3FG%	FT%	R/G	A/G	STL	BLK	PTS/G
22-23	10-7	25.2	.400	.258	.722	4.0	2.9	8	4	9.7
CAREER	100-64	24.3	.424	.310	.755	4.6	1.6	108	30	9.2

5 — EZRA MANJON • Senior • Guard • 6-0 • 170 • Antioch, Calif. • Heritage HS / UC Davis • *Pronounced mon-YOWN*

- 1,028 career points at UC Davis; 3x All-Big West selection
- 13.9 pts, 3.6 ast, 3.1 rebs/game in UC Davis career
- Architechture major
- Co-owns a clothing line

CAREER HIGH

PTS	27 at Oregon State (12/14/21)
REB	8, 2x, last vs. Portland (12/22/21)
AST	9 at Temple (11/15/22)

AVERAGES

	GP-GS	MIN/G	FG%	3FG%	FT%	R/G	A/G	STL	BLK	PTS/G
22-23	12-10	29.4	.437	.091	.688	3.4	3.1	17	2	7.3
CAREER	86-84	32.0	.437	.259	.776	3.2	3.6	80	17	13.0

10 — MYLES STUTE • Junior • Forward • 6-7 • 215 • Washington, D.C. • Gonzaga College High School • *Pronounced STEW-dee*

- Led SEC with 43.7 3-pt FG% last season
- Shot 28.6% on 3s as a freshman
- Long, athletic wing with 3-point shooting ability
- Grew up in Minnesota; moved to DC prior to high school

CAREER HIGH

PTS	21 at Temple (11/15/22)
REB	11 vs. Southern Miss (11/11/22)
AST	2, 8x, last vs. Grambling State (12/8/22)

AVERAGES

	GP-GS	MIN/G	FG%	3FG%	FT%	R/G	A/G	STL	BLK	PTS/G
22-23	12-12	29.0	.440	.475	.636	5.3	0.4	7	2	11.8
CAREER	69-45	22.1	.416	.414	.705	3.6	0.4	37	14	7.7

12 — TREY THOMAS • Junior • Guard • 6-0 • 160 • Durham, Ontario, Canada • Crestwood Prep

- 4 games with 4-plus 3s last season (5 in win at Arkansas)
- Led all SEC freshmen in 3-pt. percentage (.398) in 2020-21
- Played basketball and volleyball in high school
- Set HS conference record with 52 points in a game

CAREER HIGH

PTS	17, 2x, last vs. Florida (3/1/22)
REB	5, 2x, last at Cincinnati (3/4/21)
AST	4 vs. Grambling State (12/8/22)

AVERAGES

	GP-GS	MIN/G	FG%	3FG%	FT%	R/G	A/G	STL	BLK	PTS/G
22-23	8-3	24.8	.328	.314	1.000	1.8	1.6	5	2	7.0
CAREER	65-6	19.0	.353	.353	.800	1.4	1.0	34	3	6.0

20 — EMMANUEL ANSONG • 5th-Yr. Sr. • Forward • 6-4 • 195 • Bordentown, N.J. • Canterbury HS / UW-Green Bay • *Pronounced AN-song*

- Played two seasons at Wisconsin-Green Bay after starting career at D-II Wheeling University
- 11.0 points and 5.0 rebounds per game in 2021-22
- Led Green Bay in rebounding last two seasons

CAREER HIGH

PTS	24 vs. Northern Kentucky (2/12/21)
REB	10, 2x, last vs. FIU (11/19/21)
AST	3, 2x, last vs. Detroit Mercy (1/20/22)

AVERAGES

	GP-GS	MIN/G	FG%	3FG%	FT%	R/G	A/G	STL	BLK	PTS/G
22-23	11-0	9.8	.385	.500	.333	2.3	0.2	1	5	2.3
CAREER	102-63	24.6	.544	.320	.576	5.3	0.8	77	71	10.1

21 — LIAM ROBBINS • 5th-Year Sr. • Forward • 7-0 • 250 • Davenport, Iowa • Assumption HS / University of Minnesota

- 2-time Kareem Abdul-Jabbar Preseason list ('20, '21)
- Fr. & So. at Drake; 2020 All-MVC 2nd team, all-defensive team
- Jr. at Minnesota, 11.7 ppg, 6.6 rpg, 2.7 bpg (10th D-1; 1st Big Ten)
- 4th among active D-1 with 243 career blocks

CAREER HIGH

PTS	29 vs. Bradley (2/5/20)
REB	14 vs. Ohio State (1/3/21)
BLK	8 vs. Fresno State (11/24/22)

AVERAGES

	GP-GS	MIN/G	FG%	3FG%	FT%	R/G	A/G	STL	BLK	PTS/G
22-23	12-7	22.3	.531	.190	.736	5.4	1.2	4	33	12.3
CAREER	115-76	20.7	.475	.271	.681	5.2	0.8	55	259	9.8

23 — MALIK DIA • Freshman • Forward • 6-9 • 240 • Murfreesboro, Tenn. • Ensworth School • *Pronounced DEE-uh*

- Four-star recruit by ESPN and three-star recruit by 247Sports and Rivals
- Averaged 22.7 pts, 9.9 rebs/game as a senior
- Ranked as state's No. 5 recruit by Rivals

CAREER HIGH

PTS	9 vs. Morehead State (11/18/22)
REB	3 vs. Morehead State (11/18/22)
AST	1 vs. Wofford (12/3/22)

AVERAGES

	GP-GS	MIN/G	FG%	3FG%	FT%	R/G	A/G	STL	BLK	PTS/G
22-23	9-0	8.1	.308	.313	.500	1.2	0.1	1	1	2.4
CAREER	9-0	8.1	.308	.313	.500	1.2	0.1	1	1	2.4

25 — MILES KEEFFE • Freshman • Guard • 6-5 • 185 • Novato, Calif. • Southern California Academy • *Pronounced KEEF*

- Walk-on; originally committed to scholarship at UC Riverside
- HS at Branson School in Calif.; Postgrad at So. Cal Acad.
- Averaged 17 points, 5 rebs/game in high school
- Father, Brian, played tennis at Georgetown University

CAREER HIGH

PTS	--
REB	1, 2x, last vs. Morehead State (11/18/22)
AST	--

AVERAGES

	GP-GS	MIN/G	FG%	3FG%	FT%	R/G	A/G	STL	BLK	PTS/G
22-23	3-0	3.0	.000	.000	.000	0.7	0.0	0	0	0.0
CAREER	3-0	3.0	.000	.000	.000	0.7	0.0	0	0	0.0

34 — LEE DORT • Freshman • Forward • 6-10 • 255 • McKinney, Texas • Greenhill School

- Four-star recruit by ESPN, 247Sports and Rivals
- Ranked as No. 43 recruit in the nation by Rivals
- Averaged 16.8 points & 11.8 rebounds/game as a HS senior
- Grew up playing soccer; moved to the US from Haiti in 2018

CAREER HIGH

PTS	2, 3x, last vs. Pitt (12/7/22)
REB	6 vs. Wofford (12/3/22)
BLK	2, 2x, last vs. Wofford (12/3/22)

AVERAGES

	GP-GS	MIN/G	FG%	3FG%	FT%	R/G	A/G	STL	BLK	PTS/G
22-23	8-0	5.5	.375	.000	.333	2.0	0.1	0	7	0.9
CAREER	8-0	5.5	.375	.000	.333	2.0	0.1	0	7	0.9

42 — QUENTIN MILLORA-BROWN • 5th-Yr. Sr. • Forward • 6-10 • 245 • Lorton, Va. • South County / Rice University • *Pronounced mil-LORE-uh*

- Added 10 pounds of muscle this offseason
- Mechanical Engineering major - Grad research: clean energy
- Participated in fencing and basketball growing up
- Fr. season at Rice - 7.2 ppg, 5.9 rpg, 1.2 bpg

CAREER HIGH

PTS	21 vs. Northwestern State (11/17/18)
REB	16 at FIU (2/14/19)
AST	5 vs. Alabama State (11/10/21)

AVERAGES

	GP-GS	MIN/G	FG%	3FG%	FT%	R/G	A/G	STL	BLK	PTS/G
22-23	11-8	17.2	.469	.000	.643	3.5	0.8	5	5	3.5
CAREER	98-74	21.1	.614	.000	.475	5.0	1.0	33	85	5.3

☐ = *Previous Game Starter*

2022-23 ROSTER

NO.	NAME	PRONUNCIATION	POS.	CLASS	HT.	WT.	HOMETOWN	PREVIOUS SCHOOL
0	Tyrin Lawrence	TY-rin	Guard	Jr.	6'4"	200	Monticello, Ga.	Sunrise Christian Academy (Kan.)
1	Colin Smith		Forward	Fr.	6'8"	215	Dallas, Texas	Compass Prep (Ariz.)
2	Noah Shelby		Guard	Fr.	6'3"	180	McKinney, Texas	Greenhill School
3	Paul Lewis		Guard	Fr.	6'2"	170	Woodbridge, Va.	Bishop O'Connell
4	Jordan Wright		G/F	Sr.	6'6"	220	Baton Rouge, La.	Dunham School
5	Ezra Manjon	mon-YOWN	Guard	Sr.	6'0"	170	Antioch, Calif.	UC Davis
10	Myles Stute	STEW-dee	Forward	Jr.	6'7"	215	Washington, D.C.	Gonzaga College High School
11	Adrian Samuels		Guard	Fr.	6'5"	170	Nashville, Tenn.	University School of Nashville
12	Trey Thomas		Guard	Jr.	6'0"	160	Durham, Ontario, Canada	Crestwood Prep
20	Emmanuel Ansong	AN-song	Forward	5th Yr.	6'4"	195	Bordentown, N.J.	University of Wisconsin-Green Bay
21	Liam Robbins		Forward	5th Yr.	7'0"	250	Davenport, Iowa	University of Minnesota
22	Graham Calton	CALL-tin	Guard	So.	6'6"	205	Charlotte, N.C.	Charlotte Latin School
23	Malik Dia	DEE-uh	Forward	Fr.	6'9"	240	Murfreesboro, Tenn.	Ensworth School
25	Miles Keeffe	KEEF	Guard	Fr.	6'5"	185	Novato, Calif.	Southern California Academy
34	Lee Dort		Forward	Fr.	6'10"	255	McKinney, Texas	Greenhill School
42	Quentin Millora-Brown	mill-LORE-uh	Forward	5th Yr.	6'10"	245	Lorton, Va.	Rice University

Coaching Staff

Head Coach – Jerry Stackhouse, 4th season (North Carolina, 1999)
Associate Head Coach – Michael Curry, 2nd season (Georgia Southern, 1990)
Associate Head Coach – Adam Mazarei, 4th season (Redlands, 2006) - *muh-ZAHR-ee (rhymes with Ferrari)*
Associate Head Coach – Andy Fox, 4th season (Cornell [Iowa], 2004)

Support Staff

Chief of Staff – Adell Harris, 4th season (Wake Forest, 2002)
Special Assistant to the Head Coach – Nicki Gross, 4th season (Seton Hall, 2011)
Director of Player Personnel – Joey Cantafio, 2nd season (Hampden-Sydney College, 2011)
Director of Scouting and Recruiting – David Gale, 1st season (Loyola Chicago, 2007)
Director of Operations– James Strong, 4th season (Vanderbilt, 2000)
Video Coordinator – Brian Pete, 2nd season (Gonzaga, 2018)
Assistant Video Coordinator – CJ Preston, 1st season (Vanderbilt, 2018)
Strength and Conditioning – Marcus Edwards, 1st season (Missouri, 2015)
Athletic Trainer – Brandon Wells, 5th season (UW Stevens Point, 2007)

ROSTER BREAKDOWN

FRESHMEN (7)
#1 Colin Smith
#2 Noah Shelby
#3 Paul Lewis
#11 Adrian Samuels
#23 Malik Dia
#25 Miles Keeffe
#34 Lee Dort

SOPHOMORES (1)
#22 Graham Calton

JUNIORS (3)
#0 Tyrin Lawrance
#10 Myles Stute
#12 Trey Thomas

SENIORS (2)
#4 Jordan Wright
#5 Ezra Manjon

FIFTH-YEAR SENIORS (3)
#20 Emmanuel Ansong
#21 Liam Robbins
#42 Quentin Millora-Brown

GUARDS (8)
#0 Tyrin Lawrence
#2 Noah Shelby
#3 Paul Lewis
#5 Ezra Manjon
#11 Adrian Samuels
#12 Trey Thomas
#22 Graham Calton
#25 Miles Keeffe

GUARD/FORWARD (1)
#4 Jordan Wright

FORWARDS (7)
#1 Colin Smith
#10 Myles Stute
#20 Emmanuel Ansong
#21 Liam Robbins
#23 Malik Dia
#34 Lee Dort
#42 Quentin Millora-Brown

6'0" - 6'4" (6)
#5 Ezra Manjon (6'0")
#12 Trey Thomas (6'0")
#3 Paul Lewis (6'2")
#2 Noah Shelby (6'3")
#0 Tyrin Lawrence (6'4")
#20 Emmanuel Ansong (6'4")

6'5" - 6'8" (6)
#11 Adrian Samuels (6'5")
#25 Miles Keeffe (6'5")
#22 Graham Calton (6'6")
#4 Jordan Wright (6'6")
#10 Myles Stute (6'7")
#1 Colin Smith (6'8")

6'9" - 7'0" (4)
#23 Malik Dia (6'9")
#34 Lee Dort (6'10")
#42 Quentin Millora-Brown (6'10")
#21 Liam Robbins (7'0")

CALIFORNIA (2)
#5 Ezra Manjon
#25 Miles Keeffe

GEORGIA (1)
#0 Tyrin Lawrence

IOWA (1)
#21 Liam Robbins

LOUISIANA (1)
#4 Jordan Wright

NEW JERSEY (1)
#20 Emmanuel Ansong

NORTH CAROLINA (1)
#22 Graham Calton

ONTARIO, CANADA (1)
#12 Trey Thomas

TENNESSEE (2)
#11 Adrian Samuels
#23 Malik Dia

TEXAS (3)
#1 Colin Smith
#2 Noah Shelby
#34 Lee Dort

VIRGINIA (2)
#3 Paul Lewis
#42 Quentin Millora-Brown

WASHINGTON, D.C. (1)
#10 Myles Stute



JERRY STACKHOUSE

AT A GLANCE

- Fourth Season
- North Carolina (1999)
- 28th Head Coach in program history
- Native of Kinston, North Carolina

QUOTABLE

"Jerry Stackhouse is one of the outstanding emerging coaches in college basketball. His offense and his schemes are just impeccable. Vanderbilt runs great offense. I'm not sure there's a team in the SEC that runs better stuff than Jerry Stackhouse's Vanderbilt Commodores."

★ **Jay Bilas** on Jerry Stackhouse (Jan. 11, 2022)

"I'm going to be suited and booted. Coach Dean Smith approached it as a business, and I'm going to always honor him by wearing suits on the sideline."

★ **Jerry Stackhouse** on his suits during games

OTHER

- Enjoys grilling and has held multiple tailgates at Vanderbilt football games for fans
- Has performed the National Anthem at Vanderbilt baseball games as well as other events

VANDERBILT RECORD

Overall: 45-60
SEC: 13-39
SEC Tournament: 3-3
NIT: 2-1

YEAR	RECORD	SEC	SEC TOUR	NIT
2019-20	11-21	3-15	0-1	--
2020-21	9-16	3-13	1-1	--
2021-22	19-17	7-11	2-1	2-1
2022-23	6-6	--	--	--

EDUCATION

North Carolina (1999) - Bachelor's Degree in African American Studies
Harvard Business School (2017) - Business of Entertainment, Media and Sports executive education program

PREVIOUS COACHING STOPS

YEAR	TEAM	POSITION	RECORD	NOTE
2015-16	Toronto Raptors (NBA)	Assistant Coach		
2016-17	Raptors 905 (G-League)	Head Coach	39-11	G-League Champions
2017-18	Raptors 905 (G-League)	Head Coach	31-19	G-League Finals
2018-19	Memphis Grizzlies (NBA)	Assistant Coach		

NOTES

- Signed a contract extension with Vanderbilt - announced Oct. 18, 2022

- One of **3** active NCAA Division I head coaches who was a top three of the NBA Draft pick.
  - Jerry Stackhouse 3rd - 1995; Penny Hardaway 3rd - 1993; Patrick Ewing 1st - 1985

- One of **7** active NCAA Division I head coaches who earned concensus First Team All-America in college
  - Jerry Stackhouse (Vanderbilt), Steve Alford (Nevada), Johnny Dawkins (UCF) Juan Dixon (Coppin State), Patrick Ewing (Georgetown), Penny Hardaway (Memphis) Bobby Hurley (Arizona State)

- One of **24** active NCAA Divsion I head coaches who played in a Final Four

- Has had **3** Vanderbilt student-athletes advance to the NBA
  - Aaron Nesmith (Boston Celtics - 1st round - 14th overall - 2020)
  - Saben Lee (Utah Jazz - 2nd round - 38th overall - 2020)
  - Scotty Pippen Jr. (Los Angeles Lakers - Undrafted free agent - 2022)

- Coached future NBA stars Pascal Siakam and Fred VanVleet during time as head coach of the G-League's Raptors 905

- Only Michael Jordan teammate to finish a season with a higher scoring average than Jordan. Stackhouse averaged 21.5 points per game for the Washington Wizards during the 2003-04 season, while Jordan - in his final NBA season - put up 20.0 per game.

COLLEGE PLAYING CAREER

- Played for legendary coach Dean Smith at North Carolina
- 19.2 points and 8.2 rebounds per game as a sophomore in 1994-95
- 1995 Sports Illustrated National Player of the Year
- 1995 First Team All-America and First Team All-ACC
- Led UNC to the 1995 NCAA Final Four

PRO CAREER

- Third overall pick in the 1995 NBA Draft by the Philadelphia 76ers
- Played 18 NBA seasons for eight teams (Philadelphia, Detroit, Washington, Dallas, Milwaukee, Miami, Atlanta, Brooklyn)
- Two-time NBA All-Star with Detroit Pistons (2000, 2001)
- Averaged 29.8 points per game during the 2000-01 season with Detroit
- Played in the 2006 NBA Finals with Dallas

LAST TIME A COMMODORE ...

Scored 25-29 points – Scotty Pippen Jr. (28) at Xavier, 3/22/2022
Scored 30-34 points – Scotty Pippen Jr. (32) vs. Dayton, 3/20/2022
Scored 35-39 points – Scotty Pippen Jr. (36) at Cincinnati, 3/4/2021
Scored 40+ points – Shan Foster (42) vs. Mississippi State, 3/5/2008

Two players scored at least 20 points
Myles Stute (21) and Liam Robbins (20) vs. Winthrop, 11/15/2022
Three players scored at least 20 points
Derrick Byars (28), Shan Foster (21) and Ross Neltner (20) vs. Toledo, 12/2/2006
Two players scored at least 30 points
Saben Lee (33) and Maxwell Evans (31) vs. LSU, 2/5/2020

Scored at least 20 points in three straight games - Scotty Pippen Jr.: 23 at Tennessee, 2/12/22; 29 at Auburn, 2/16/22; 24 vs. Texas A&M, 2/19/22
Scored 20 points in four straight games – Scotty Pippen Jr.: 23 at Tennessee, 2/12/22; 29 at Auburn, 2/16/22; 24 vs. Texas A&M, 2/19/22, 26 vs. Alabama, 2/22/22
Scored 20 points in five straight games
Scotty Pippen Jr.: 23 at Tennessee, 2/12/22; 29 at Auburn, 2/16/22; 24 vs. Texas A&M, 2/19/22, 26 vs. Alabama, 2/22/22; 32 at Mississippi State, 2/26/2022
Scored 20 points in six straight games – Scotty Pippen Jr.: 23 at Tennessee, 2/12/22; 29 at Auburn, 2/16/22; 24 vs. Texas A&M, 2/19/22, 26 vs. Alabama, 2/22/22; 32 at Mississippi State, 2/26/2022; 29 vs. Florida, 3/1/2022
Scored 20 points in seven straight games – Scotty Pippen Jr.: 23 at Tennessee, 2/12/22; 29 at Auburn, 2/16/22; 24 vs. Texas A&M, 2/19/22, 26 vs. Alabama, 2/22/22; 32 at Mississippi State, 2/26/2022; 29 vs. Florida, 3/1/2022; 22 at Ole Miss, 3/5/2022

Five players scored in double figures – vs. Ole Miss, 2/27/2021: Trey Thomas (14), Issac McBride (13), Maxwell Evans (13), Jordan Wright (12), DJ Harvey (10)
Seven players scored in double figures – vs. Detroit, 12/2/2015: Damian Jones (10), Wade Baldwin IV (20), Riley LaChance (10), Nolan Cressler (14), Joe Toye (10), Matthew Fisher-Davis (12) and Josh Henderson (11)
Eight players scored in double figures – vs. Savannah State, 11/27/2018: Aaron Nesmith (20), Simisola Shittu (17), Maxwell Evans (16), Yanni Wetzell (15), Joe Toye (13), Saben Lee (11), Matt Ryan (11) and Matthew Moyer (10)
Four players with 15 or more points – at Kentucky, 1/5/2021: Scotty Pippen Jr. (18), Dylan Disu (18), Jordan Wright (18) and Myles Stute (16)

Double-Double – Jordan Wright (13 pts, 11 reb) vs. Alabama, 3/10/2022

20 points and 10 rebounds
Jordan Wright (20 pts, 12 reb) at Georgia, 1/15/2022
30 points and 10 rebounds
Jeff Roberson (30 points, 10 rebounds) at Auburn, 2/3/2018

Back-to-back 20-point, 10-rebound games – Matt Freije: vs. South Carolina (26 points, 11 rebounds) 1/28/2004 and vs. Kentucky (20 points, 11 rebounds) 1/31/2004

Double-Double in points and rebounds
Jordan Wright: 13 points, 11 rebounds vs. Alabama, 3/10/2022
Double-Double in points and assists
Scotty Pippen Jr.: 18 points, 12 assists vs. Mississippi State, 1/9/2021
Double-Double in points and blocks
Luke Kornet: 11 points, 10 blocks vs. Auburn, 1/12/2016
Double-Double in points and steals – Never

Double-Double in two Consecutive games – Jordan Wright: at SMU (14 points, 12 rebounds, 12/4/2021; vs. Temple (16 points, 11 rebounds),12/7/2021
Double-Double in three consecutive games – Jeff Roberson: vs. Austin Peay (13 points, 10 rebounds), 11/10/2017; at Belmont (13 points, 12 rebounds), 11/13/2017; vs. UNC Asheville (17 points, 12 rebounds), 11/17/2017

Two players record a double-double – Aaron Nesmith (24 points, 14 rebounds) and Yanni Wetzell (10 points, 10 rebounds), vs Auburn, 2/16/2019

Triple-Double
Luke Kornet (11 points, 11 rebounds, 10 blocks) vs. Auburn, 1/12/2016

Made 10 field goals in a game – Jordan Wright (10) vs. Belmont, 3/14/2022
Made 16 field goals in a game – Shan Foster vs. Mississippi State, 3/5/2008

Attempted 20 field goals in a game – Scotty Pippen Jr. (21) at Xavier, 3/22/2022

Made 6 3-pointers in a game – Myles Stute at VCU, 11/30/2022
Made 7 3-pointers in a game – Myles Stute at Temple, 11/15/2022
Made 8 3-pointers in a game – Scotty Pippen Jr. at SMU, 12/4/2021
Made 9 3-pointers in a game – Shan Foster vs. Mississippi State, 3/5/2008

Attempted 10 3-pointers in a game – Trey Thomas vs. Pitt, 12/7/2022
Attempted 15 3-pointers in a game – John Jenkins (16) vs. Oregon, 11/11/2011

Made 10-14 free throws in a game – Scotty Pippen Jr. (11) vs. Dayton, 3/20/2022
Made 15+ free throws in a game – Scotty Pippen Jr. (15) vs. Alabama, 3/10/2022
Attempted 20 free throws in a game – Scotty Pippen Jr. (21) vs. Alabama, 3/10/2022

10-14 rebounds in a game – Myles Stute (11) & Colin Smith (10) vs. Southern Miss, 11/11/2022
15 rebounds in a game – Dylan Disu (15) at Alabama, 2/20/2021
16 rebounds in a game – Dylan Disu (16) vs. Kentucky, 2/17/2021

At least 10 rebounds in three consecutive games – Dylan Disu: 10 vs. Auburn, 2/9/2021; 10 at Mississippi State, 2/13/2021; 16 vs. Kentucky, 2/17/2021
At least 10 rebounds in four consecutive games – Dylan Disu: 10 vs. Auburn, 2/9/2021; 10 at Mississippi State, 2/13/2021; 16 vs. Kentucky, 2/17/2021, 15 at Alabama, 2/20/2021

8 assists – Scotty Pippen Jr. (8) vs. Alabama, 2/22/22
9 assists – Ezra Manjon (9) at Temple, 11/15/20122
10 assists – Scotty Pippen Jr. (12) vs. Mississippi State, 1/9/2021
11 assists – Scotty Pippen Jr. (12) vs. Mississippi State, 1/9/2021
12 assists – Scotty Pippen Jr. (12) vs. Mississippi State, 1/9/2021
13 assists – Mario Moore (13) vs. Arkansas, 2/19/2005
14 assists – Billy McCaffrey (14) vs. Kentucky, 1/13/1993

5 or more assists in four consecutive games – Scotty Pippen Jr.
6 at Tennessee, 2/12/22; 6 at Auburn, 2/16/22; 5 vs. Texas A&M, 2/19/22; 8 vs. Alabama, 2/22/22
8 or more assists in two consecutive games
Scotty Pippen: 8 at Kentucky, 1/5/2021; 12 vs. Mississippi State, 1/9/2021

4 blocked shots – Liam Robbins vs. Morehead State, 11/18/2022
5 blocked shots – Clevon Brown vs. Auburn, 2/9/2021
6 blocked shots – Liam Robbins vs. Pitt, 12/7/2011
8 blocked shots – Liam Robbins vs. Fresno State, 11/24/22
10 blocked shots – Luke Kornet vs. Auburn, 1/12/2016

5 steals – Scotty Pippen Jr. at Auburn, 2/16/2022
6 steals – Scotty Pippen Jr vs. Alabama, 2/22/2022
8 steals – James Strong vs. Morehead State, 11/24/1998

Played every minute – Saben Lee vs Texas A&M, 3/13/19
Played more than 40 minutes – Scotty Pippen Jr. (43), vs. Dayton, 3/20/2022

All 5 starters played 40 minutes – Steve Tchiengang (40), Brad Tinsley (40), Lance Goulbourne (41), Jeffery Taylor (41) and John Jenkins (41), at Louisville, 12/2/2011

Technical foul – Liam Robbins, Jerry Stackhouse (2) at VCU, 11/30/2022
Ejection – Jerry Stackhouse at VCU, 11/30/2022
Three fouled out – Saben Lee, Clevon Brown, Djery Baptiste vs. Tennessee, 1/9/2018

LAST TIME VANDERBILT ...

Team started game with opponent technical foul – Furman bench, 12/22/2008

Scored 100 or more points – 120 vs. Savannah State, 11/27/2018 (W, 120-85)
Scored 100 or more points in an SEC game – 102 at Ole Miss, 2/16/2012 (W, 102-76)
Scored 110 or more points – 120 vs. Savannah State, 11/27/2018 (W, 120-85)
Scored 110 or more points in an SEC game – 111 vs. Alabama, 2/21/1972 (W, 111-91)
Scored 120 or more points – 120 vs. Savannah State, 11/27/2018 (W, 120-85)
Scored 120 or more points in an SEC game – 130 vs. Ole Miss, 12/22/1970 (W, 130-112)
Scored 130 or more points – 130 vs. Ole Miss, 12/22/1970 (W, 130-112)

Scored between 41-50 points – 48 at Florida, 1/22/2022 (L, 42-61)
Scored 40 points or fewer – 37 vs. VCU, 11/17/21 (L, 37-48)

Scored 20 or fewer points in half – 14 (second) at Florida, 1/22/2022 (L, 42-61)

Scored 90 or more points in three consecutive games – 95 vs. Bradley, 11/24/2007 (W, 95-86); 91 vs. South Alabama, 11/29/2007 (W, 91-88); 92 vs. Georgia Tech, 12/1/2007 (W, 92-79)

Scored 100 points in two consecutive games – 111 vs. North Alabama, 12/20/1980 (W, 111-79) and 111 vs. Memphis, 12/23/1980 (W, 111-96)
Scored 100 points in three consecutive games – Never

Scored 100 points in consecutive SEC games – 104 vs. LSU 2/19/1972, (W, 104-83) and 111 vs. Alabama 2/21/1972, (W, 111-91)

Won by 60 or more – 71 vs. Union (Tenn.) (W, 95-24), 1911-12
Won game by 50 or more – 50 vs. Detroit (W, 102-52) 12/2/2015

Lost by 25 or more – 26 at South Carolina (L, 64-90), 1/25/2020

Game decided by one point – vs. Pitt (W, 75-74), 12/7/2022
Two consecutive games decided by one point – at South Carolina (L, 70-71) 1/7/1998 and vs. Tennessee, (W, 80-79) 1/10/1998)
Three consecutive games decided by one point – Never

Shot 60 percent or better – .603 vs. South Carolina State, 11/22/2019 (W, 97-60)
Shot less than 30 percent from the field – .226 vs. VCU, 11/17/2021 (L, 37-48)

Shot 60 percent or better from 3 – .643 vs. Purdue, 12/13/14 (W, 81-71)

Shot 90 percent or better from free throw line (min. 10 att.)
100.0, vs. Florida (12-12), 3/11/2021 (SEC Tournament)
Shot less than 50 percent from free throw line
46.9, vs. Morgan State (15-32), 11/23/2013

Attempted five or fewer free throws – 3 at Texas A&M, 1/31/2017
Attempted 30-39 free throws – 36 (27-36) vs. Alabama, 2/22/2022
Attempted 40+ free throws – 45 (31-45) vs. Alabama, 3/10/2022

Made 30 free throws – 31 vs. Alabama, 3/10/2022

Made 15 3s – 16 vs. Georgia, 3/9/2022
Made 0 3s – 0-for-25 vs. Tennessee, 1/18/2020

Had 20 turnovers – 21 vs. Tennessee, 1/18/2022

Had 10 blocks – 12 vs. Pitt, 12/8/2022

Had 10-14 steals – 10 vs. Alabama, 3/10/2022
Had 15 steals – 15 at Georgia, 2/6/2021

Won in overtime – vs. Temple, 11/15/2022 (W, 89-87)
Lost in overtime – vs. Temple, 12/7/2021 (L, 72-68)
Played two overtimes – vs. Yale, 1/3/2015 (W, 79-74)
Played three overtimes – at Ole Miss, 2/17/1982 (L, 51-48)
Played four overtimes – at Ole Miss, 2/17/1982 (L, 51-48)
Played consecutive overtime games
vs. Xavier, 11/28/2011 (L, 82-70) and at Louisville, 12/2/2011 (L, 62-60)

OPPONENT
Scored 90 or more points at Memorial Gym – 91, Florida, 1/23/2021 (L, 72-91)
Scored 100 or more points – 106, Kentucky 3/5/2003 (L, 44-106)
Scored 110 or more points – 120, Kentucky 2/7/1996 (L, 81-120)
Scored 120 or more points – 120, Kentucky 2/7/1996 (L, 81-120)

Scored beween 40-49 points – 43, Morehead State, 11/18/22 (W, 76-43)
Scored fewer than 40 points – 36, Mississippi Valley State, 11/29/21 (W, 75-36)

Shot 60 percent or better – .608, Mississippi State, 1/9/2021 (L, 81-84)
Shot less than 30 percent – .270, vs. Morehead State,11/18/2022 (W, 76-43)

Shot 60 percent or better from 3 – .667 (6-9), Kentucky, 2/11/2020
Shot less than 15 percent from 3 – .118 (2-17), vs. Georgia, 3/9/2022

Held without a 3 – Nebraska, 11/18/2010 (W, 59-49)

Shot 90 percent or better from free throw line – 100.0, Austin Peay, 12/18/2021 (W, 77-51); 7-7
Shot less than 50 percent from free throw line – .467, Minnesota, 12/3/2016 (L, 52-56)

Attempted zero free throws – TCU, 1/27/2018
Attempted five or fewer free throws – at Mississippi State (4), 2/13/2021
Attempted 35 free throws – at VCU (37), 11/30/2022
Attempted 40 free throws – Mississippi State (42), 2/12/2007
Attempted 45 or more free throws – South Carolina (49), 1/28/2009

Made 0 free throws – TCU, 1/27/2018
Made 30 free throws – South Carolina (32), 1/28/2009

Made 15 3s – 16, Savannah State, 11/27/2018
Attempted 30 or more 3s – vs Alabama (34), 3/10/2022

Had 20 or more turnovers – South Carolina (22), 1/8/2022

LAST TIME OUT

Official Basketball Box Score - Final
Alabama A&M at Vanderbilt
12/22/22 Memorial Gymnasium, Nashville
2022-23 Men's Basketball

Game Time: 3:00 PM
Game Duration: 1:55
Attendance: 5,010

Officials: Joe Lindsay, Lee Cassell, Shaun Seales

Alabama A&M - 62 **Record: 4-8**

NO.	Name		Min	FG M-A	3P M-A	FT M-A	Rebounds OR	DR	TOT	Fouls PF	FD	TP	AS	TO	ST	Blocks BS	BA	+/-
11	Austin Harvell	F	20:15	2-3	1-1	0-0	0	1	1	4	0	5	0	0	1	0	0	14
33	Olisa Blaise Akonobi	C	36:00	6-12	0-0	2-4	3	8	11	3	2	14	3	1	0	0	1	-3
1	Messiah Thompson	G	36:01	6-15	3-6	0-0	0	1	1	1	1	15	6	1	1	0	1	1
10	Garrett Hicks	G	38:29	5-11	0-3	0-0	0	2	2	1	1	10	2	4	1	0	0	-6
15	Dailin Smith	G	23:40	3-6	1-2	0-0	0	2	2	3	1	7	3	1	1	0	1	3
12	Brandon Powell		16:32	1-1	1-1	0-0	3	3	6	3	1	3	1	0	0	0	0	-4
3	Cameron Tucker		09:10	1-2	0-0	1-3	0	0	0	0	3	3	0	1	1	0	0	-15
22	Lorenzo Downey		10:07	0-2	0-1	0-0	0	0	0	1	0	0	0	1	0	0	0	-17
24	Eric Lee		03:04	0-1	0-1	0-0	0	0	0	1	0	0	1	0	0	0	0	-9
30	William Tavares de Brito		01:31	1-2	0-0	0-0	0	0	0	0	0	2	0	0	0	0	1	-2
2	Omari Peek		04:34	1-3	0-0	0-0	1	0	1	0	0	2	0	0	0	0	1	-1
34	EJ Williams		00:37	0-0	0-0	1-2	0	0	0	0	1	1	0	0	0	0	0	-1
Team							1	3	4			0		2				
Totals				26-58	6-15	4-9	8	20	28	17	10	62	16	11	5	0	5	-8

Technical Fouls::NONE

Shooting By Period		
1st FG%	12-29	41.4%
3PT%	3-9	33.3%
FT%	1-2	50%
2nd FG%	14-29	48.3%
3PT%	3-6	50.0%
FT%	3-7	42.9%
GM FG%	26-58	44.8%
3PT%	6-15	40.0%
FT%	4-9	44.4%

Dead Ball Rebounds: 3, 0

Vanderbilt - 70 **Record: 6-6**

NO.	Name		Min	FG M-A	3P M-A	FT M-A	Rebounds OR	DR	TOT	Fouls PF	FD	TP	AS	TO	ST	Blocks BS	BA	+/-
1	Colin Smith	F	13:43	2-4	1-3	2-4	3	1	4	0	3	7	0	2	0	0	0	-9
10	Myles Stute	F	23:46	1-8	1-8	1-2	0	6	6	2	1	4	1	2	0	0	0	-2
42	Quentin Millora-Brown	F	25:11	0-1	0-0	1-2	4	2	6	1	2	1	2	0	0	0	0	-5
0	Tyrin Lawrence	G	17:01	2-5	0-2	2-2	0	2	2	1	1	6	2	1	0	0	0	-3
12	Trey Thomas	G	28:58	2-8	1-6	0-0	1	2	3	1	0	5	1	3	2	0	0	9
2	Noah Shelby		11:02	1-5	1-5	0-0	0	1	1	1	0	3	0	0	0	0	0	-1
4	Jordan Wright		22:04	3-6	2-5	4-4	0	3	3	1	2	12	4	0	1	2	0	12
5	Ezra Manjon		27:12	5-8	0-1	2-2	3	0	3	1	2	12	2	2	2	0	0	16
20	Emmanuel Ansong		16:14	2-4	2-3	0-0	2	2	4	2	0	6	0	1	0	1	0	10
21	Liam Robbins		14:49	4-8	0-1	6-7	4	5	9	1	6	14	2	1	1	2	0	13
Team							0	2	2			0		0				
Totals				22-57	8-34	18-23	17	26	43	11	17	70	14	12	6	5	0	8

Technical Fouls: Stute 2nd 4:59

Shooting By Period		
1st FG%	12-34	35.3%
3PT%	7-25	28.0%
FT%	3-4	75%
2nd FG%	10-23	43.5%
3PT%	1-9	11.1%
FT%	15-19	78.9%
GM FG%	22-57	38.6%
3PT%	8-34	23.5%
FT%	18-23	78.3%

Dead Ball Rebounds: 3, 0

	AAMU	Vandy
Biggest lead	8 (1st 10:53)	12 (1st 1:28)
Best Scoring Run	8(1st 10:53)	15(1st 4:42)
Lead Changes	5	
Times Tied	6	
Time with Lead	16:57	18:31

Points from	AAMU	Vandy
Turnovers	13	13
Paint	28	22
Second Chance	4	16
Fast Breaks	10	12
Bench	11	47

Period by Period Scoring	1st	2nd	TOT
AAMU	28	34	62
Vandy	34	36	70

TYRIN LAWRENCE

0 Junior // Guard
6'4" // 200
Monticello, Ga.
Sunrise Christian Acad. (Kan.)
TY-rin

				Field Goals		3-Point		F-Throws		Rebounds									Scoring	
SEASON	TEAM	GP-GS	MIN/AVG	FG-FGA	FG%	3FG-3FGA	3FG%	FT-FTA	FT%	OFF	DEF	TOT	AVG	PF-FO	A	TO	BLK	STL	PTS	AVG
2020-21	Vandy	7-5	90/12.8	9-18	.500	0-6	.000	2-3	.667	6	10	16	2.3	5-0	9	5	0	4	20	2.9
2021-22	Vandy	34-13	515/15.1	48-117	.410	10-49	.204	24-35	.686	11	64	75	2.2	39-0	24	33	4	20	130	3.8
2022-23	Vandy	12-10	322/26.8	44-89	.494	8-29	.276	32-45	.711	6	35	41	3.4	19-0	20	26	1	13	128	10.7
TOTAL		**53-28**	**926/17.5**	**101-224**	**.451**	**18-84**	**.214**	**58-83**	**.699**	**23**	**109**	**132**	**2.5**	**63-0**	**53**	**64**	**5**	**37**	**278**	**5.2**

Single Game Highs

Statistic	Value	
Points	20	vs Winthrop 11/20/21
Rebounds	5	6 times
Assists	4	vs Mississippi Val. 12/13/20
Steals	3	vs VCU 11/17/21, vs Mississippi Val. 11/29/21
Blocks	1	5 times
FG Made	8	vs Morehead St. 11/18/22
FG Attempts	12	vs Loyola Chicago 12/10/21, vs Fresno St. 11/24/22
3FG Made	2	vs Winthrop 11/20/21, vs Memphis 11/07/22, vs Fresno St. 11/24/22
3FG Attempts	6	vs Fresno St. 11/24/22
FT Made	8	vs Grambling 12/09/22
FT Attempts	9	vs Grambling 12/09/22

				Total		3-Pointers		Free throws		Rebounds										
Opponent	Date	GS	MIN	FG-FGA	PCT	3FG-3FGA	PCT	FT-FTA	PCT	OFF	DEF	TOT	AVG	PF	A	TO	BLK	STL	PTS	AVG
Memphis	11/07/2022	*	23:34	4-7	.571	2-3	.667	4-6	.667	2	2	4	4.0	2	2	4	1	1	14	14.0
Southern Miss.	11/11/2022		11:32	0-2	.000	0-2	.000	0-0	.000	0	0	0	2.0	0	0	2	0	1	0	7.0
at Temple	11/15/2022	*	28:20	2-3	.667	0-0	.000	1-2	.500	0	4	4	2.7	2	2	1	0	1	5	6.3
Morehead St.	11/18/2022	*	27:37	8-11	.727	1-3	.333	0-1	.000	1	4	5	3.3	2	1	2	0	1	17	9.0
vs Saint Mary's (CA)	11/23/2022	*	33:06	4-10	.400	0-1	.000	5-8	.625	0	3	3	3.2	3	2	2	0	0	13	9.8
vs Fresno St.	11/24/2022	*	34:58	6-12	.500	2-6	.333	5-6	.833	1	2	3	3.2	2	3	0	0	1	19	11.3
at VCU	11/30/2022	*	27:39	1-6	.167	0-2	.000	3-4	.750	1	3	4	3.3	4	1	3	0	1	5	10.4
Wofford	12/03/2022	*	29:09	6-10	.600	1-2	.500	0-2	.000	0	3	3	3.3	0	1	2	0	2	13	10.8
Pittsburgh	12/07/2022	*	25:55	3-10	.300	1-5	.200	2-2	1.000	0	4	4	3.3	3	2	3	0	2	9	10.6
Grambling	12/09/2022	*	33:52	3-5	.600	1-2	.500	8-9	.889	0	5	5	3.5	0	1	2	0	1	15	11.0
vs NC State	12/17/2022		29:16	5-8	.625	0-1	.000	2-3	.667	1	3	4	3.5	0	3	4	0	2	12	11.1
Alabama A&M	12/22/2022	*	17:01	2-5	.400	0-2	.000	2-2	1.000	0	2	2	3.4	1	2	1	0	0	6	10.7
Totals		**10**	**321:58**	**44-89**	**.494**	**8-29**	**.276**	**32-45**	**.711**	**6**	**35**	**41**	**3.4**	**19**	**20**	**26**	**1**	**13**	**128**	**10.7**

Player Averages

Games Played	Minutes/ game	Points/ game	FG Pct	3FG Pct	FT Pct	Rebounds/ game	Assists/ game	Turnovers/ game	Assist/Turnover ratio	Steals/ game	Blocks/ game
12	26.8	10.7	49.4	27.6	71.1	3.4	1.7	2.2	0.8	1.1	0.1

COLIN SMITH

1 Freshman // Forward
6'8" // 215
Dallas, Texas
Compass Prep (Ariz.)

				Field Goals		3-Point		F-Throws		Rebounds									Scoring	
SEASON	TEAM	GP-GS	MIN/AVG	FG-FGA	FG%	3FG-3FGA	3FG%	FT-FTA	FT%	OFF	DEF	TOT	AVG	PF-FO	A	TO	BLK	STL	PTS	AVG
2022-23	Vandy	11-2	180/16.4	15-41	.366	8-27	.296	13-22	.591	13	24	37	3.4	8-0	9	8	1	1	51	4.6
TOTAL		**11-2**	**180/16.4**	**15-41**	**.366**	**8-27**	**.296**	**13-22**	**.591**	**13**	**24**	**37**	**3.4**	**8-0**	**9**	**8**	**1**	**1**	**51**	**4.6**

Single Game Highs

Statistic	Value	
Points	13	vs Grambling 12/09/22
Rebounds	10	vs Southern Miss. 11/11/22
Assists	1	9 times
Steals	1	vs Southern Miss. 11/11/22
Blocks	1	vs Grambling 12/09/22
FG Made	4	vs Southern Miss. 11/11/22, vs Grambling 12/09/22
FG Attempts	9	vs Southern Miss. 11/11/22
3FG Made	2	vs Wofford 12/03/22, vs Grambling 12/09/22
3FG Attempts	5	vs Grambling 12/09/22
FT Made	3	at VCU 11/30/22, vs Grambling 12/09/22
FT Attempts	4	at VCU 11/30/22, vs Grambling 12/09/22, vs Alabama A&M 12/22/22

				Total		3-Pointers		Free throws		Rebounds										
Opponent	Date	GS	MIN	FG-FGA	PCT	3FG-3FGA	PCT	FT-FTA	PCT	OFF	DEF	TOT	AVG	PF	A	TO	BLK	STL	PTS	AVG
Memphis	11/07/2022		12:14	1-3	.333	1-3	.333	0-0	.000	1	3	4	4.0	0	1	1	0	0	3	3.0
Southern Miss.	11/11/2022	*	26:41	4-9	.444	1-4	.250	0-3	.000	4	6	10	7.0	1	1	0	0	1	9	6.0
Morehead St.	11/18/2022		12:54	0-2	.000	0-0	.000	2-3	.667	0	3	3	5.7	1	1	0	0	0	2	4.7
vs Saint Mary's (CA)	11/23/2022		16:41	0-1	.000	0-1	.000	0-0	.000	0	0	0	4.3	2	1	1	0	0	0	3.5
vs Fresno St.	11/24/2022		19:28	1-3	.333	1-2	.500	1-2	.500	1	2	3	4.0	0	1	0	0	0	4	3.6
at VCU	11/30/2022		10:55	0-3	.000	0-2	.000	3-4	.750	1	0	1	3.5	0	1	0	0	0	3	3.5
Wofford	12/03/2022		22:49	2-3	.667	2-3	.667	0-0	.000	1	0	1	3.1	1	1	1	0	0	6	3.9
Pittsburgh	12/07/2022		03:44	0-2	.000	0-2	.000	0-0	.000	0	0	0	2.8	0	0	0	0	0	0	3.4
Grambling	12/09/2022		23:51	4-8	.500	2-5	.400	3-4	.750	1	7	8	3.3	1	1	3	1	0	13	4.4
vs NC State	12/17/2022		17:27	1-3	.333	0-2	.000	2-2	1.000	1	2	3	3.3	2	1	0	0	0	4	4.4
Alabama A&M	12/22/2022	*	13:43	2-4	.500	1-3	.333	2-4	.500	3	1	4	3.4	0	0	2	0	0	7	4.6
Totals		**2**	**180:28**	**15-41**	**.366**	**8-27**	**.296**	**13-22**	**.591**	**13**	**24**	**37**	**3.4**	**8**	**9**	**8**	**1**	**1**	**51**	**4.6**

Player Averages

Games Played	Minutes/ game	Points/ game	FG Pct	3FG Pct	FT Pct	Rebounds/ game	Assists/ game	Turnovers/ game	Assist/Turnover ratio	Steals/ game	Blocks/ game
11	16.4	4.6	36.6	29.6	59.1	3.4	0.8	0.7	1.1	0.1	0.1

NOAH SHELBY

2

Freshman // Guard
6'3" // 180
McKinney, Texas
Greenhill School

				Field Goals		3-Point		F-Throws		Rebounds									Scoring	
SEASON	TEAM	GP-GS	MIN/AVG	FG-FGA	FG%	3FG-3FGA	3FG%	FT-FTA	FT%	OFF	DEF	TOT	AVG	PF-FO	A	TO	BLK	STL	PTS	AVG
2022-23	Vandy	4-0	31/7.7	3-14	.214	3-14	.214	2-4	.500	0	3	3	0.8	4-0	0	0	0	0	11	2.8
TOTAL		**4-0**	**31/7.7**	**3-14**	**.214**	**3-14**	**.214**	**2-4**	**.500**	**0**	**3**	**3**	**0.8**	**4-0**	**0**	**0**	**0**	**0**	**11**	**2.8**

Single Game Highs

Statistic	Value	
Points	8	vs Morehead St. 11/18/22
Rebounds	2	vs Morehead St. 11/18/22
FG Made	2	vs Morehead St. 11/18/22
FG Attempts	6	vs Morehead St. 11/18/22
3FG Made	2	vs Morehead St. 11/18/22
3FG Attempts	6	vs Morehead St. 11/18/22
FT Made	2	vs Morehead St. 11/18/22
FT Attempts	4	vs Morehead St. 11/18/22

				Total		3-Pointers		Free throws		Rebounds										
Opponent	Date	GS	MIN	FG-FGA	PCT	3FG-3FGA	PCT	FT-FTA	PCT	OFF	DEF	TOT	AVG	PF	A	TO	BLK	STL	PTS	AVG
Southern Miss.	11/11/2022		05:50	0-3	.000	0-3	.000	0-0	.000	0	0	0	0.0	0	0	0	0	0	0	0.0
Morehead St.	11/18/2022		11:54	2-6	.333	2-6	.333	2-4	.500	0	2	2	1.0	2	0	0	0	0	8	4.0
at VCU	11/30/2022		02:13	0-0	.000	0-0	.000	0-0	.000	0	0	0	0.7	1	0	0	0	0	0	2.7
Alabama A&M	12/22/2022		11:02	1-5	.200	1-5	.200	0-0	.000	0	1	1	0.8	1	0	0	0	0	3	2.8
Totals		**0**	**30:59**	**3-14**	**.214**	**3-14**	**.214**	**2-4**	**.500**	**0**	**3**	**3**	**0.8**	**4**	**0**	**0**	**0**	**0**	**11**	**2.8**

Player Averages

Games Played	Minutes/ game	Points/ game	FG Pct	3FG Pct	FT Pct	Rebounds/ game	Assists/ game	Turnovers/ game	Assist/Turnover ratio	Steals/ game	Blocks/ game
4	7.7	2.8	21.4	21.4	50.0	0.8	0.0	0.0	0.0	0.0	0.0

PAUL LEWIS

3 Freshman // Guard
6'2" // 170
Woodbridge, Va.
Bishop O'Connell

				Field Goals		3-Point		F-Throws		Rebounds									Scoring	
SEASON	TEAM	GP-GS	MIN/AVG	FG-FGA	FG%	3FG-3FGA	3FG%	FT-FTA	FT%	OFF	DEF	TOT	AVG	PF-FO	A	TO	BLK	STL	PTS	AVG
2022-23	Vandy	4-1	35/8.7	1-6	.167	1-3	.333	0-0	.000	1	5	6	1.5	2-0	4	1	0	0	3	0.8
TOTAL		**4-1**	**35/8.7**	**1-6**	**.167**	**1-3**	**.333**	**0-0**	**.000**	**1**	**5**	**6**	**1.5**	**2-0**	**4**	**1**	**0**	**0**	**3**	**0.8**

Single Game Highs

Statistic	Value	
Points	3	at Temple 11/15/22
Rebounds	3	at Temple 11/15/22
Assists	3	at Temple 11/15/22
FG Made	1	at Temple 11/15/22
FG Attempts	2	at Temple 11/15/22, vs NC State 12/17/22
3FG Made	1	at Temple 11/15/22
3FG Attempts	1	vs Memphis 11/07/22, at Temple 11/15/22, vs NC State 12/17/22

				Total		3-Pointers		Free throws		Rebounds										
Opponent	Date	GS	MIN	FG-FGA	PCT	3FG-3FGA	PCT	FT-FTA	PCT	OFF	DEF	TOT	AVG	PF	A	TO	BLK	STL	PTS	AVG
Memphis	11/07/2022		06:51	0-1	.000	0-1	.000	0-0	.000	0	1	1	1.0	0	1	0	0	0	0	0.0
Southern Miss.	11/11/2022	*	09:09	0-1	.000	0-0	.000	0-0	.000	0	0	0	0.5	0	0	0	0	0	0	0.0
at Temple	11/15/2022		14:25	1-2	.500	1-1	1.000	0-0	.000	0	3	3	1.3	1	3	1	0	0	3	1.0
vs NC State	12/17/2022		04:33	0-2	.000	0-1	.000	0-0	.000	1	1	2	1.5	1	0	0	0	0	0	0.8
Totals		**1**	**34:59**	**1-6**	**.167**	**1-3**	**.333**	**0-0**	**.000**	**1**	**5**	**6**	**1.5**	**2**	**4**	**1**	**0**	**0**	**3**	**0.8**

Player Averages

Games Played	Minutes/ game	Points/ game	FG Pct	3FG Pct	FT Pct	Rebounds/ game	Assists/ game	Turnovers/ game	Assist/Turnover ratio	Steals/ game	Blocks/ game
4	8.7	0.8	16.7	33.3	0.0	1.5	1.0	0.3	4.0	0.0	0.0



JORDAN WRIGHT

4 Senior // G/F
6'6" // 220
Baton Rouge, La.
Dunham School

				Field Goals		3-Point		F-Throws		Rebounds									Scoring	
SEASON	TEAM	GP-GS	MIN/AVG	FG-FGA	FG%	3FG-3FGA	3FG%	FT-FTA	FT%	OFF	DEF	TOT	AVG	PF-FO	A	TO	BLK	STL	PTS	AVG
2019-20	Vandy	31-6	512/16.5	59-156	.378	8-53	.151	51-67	.761	29	57	86	2.8	61-0	14	39	8	24	177	5.7
2020-21	Vandy	23-15	564/24.5	77-158	.487	16-37	.432	31-48	.646	32	72	104	4.5	54-1	48	51	8	26	201	8.7
2021-22	Vandy	36-36	1099/30.5	152-359	.423	46-131	.351	93-116	.802	53	176	229	6.4	92-3	64	85	10	50	443	12.3
2022-23	Vandy	10-7	252/25.2	38-95	.400	8-31	.258	13-18	.722	10	30	40	4.0	17-0	29	18	4	8	97	9.7
TOTAL		**100-64**	**2427/24.3**	**326-768**	**.424**	**78-252**	**.310**	**188-249**	**.755**	**124**	**335**	**459**	**4.6**	**224-4**	**155**	**193**	**30**	**108**	**918**	**9.2**

Single Game Highs

Statistic	Value	
Points	28	vs Winthrop 11/20/21
Rebounds	12	at SMU 12/04/21, at Georgia 01/15/22
Assists	7	at Temple 11/15/22
Steals	6	vs Texas A&M 02/19/22
Blocks	3	vs Texas A&M 02/19/22
FG Made	10	vs Winthrop 11/20/21, vs Kentucky 03/11/22, vs Belmont 03/15/22
FG Attempts	18	at Temple 11/15/22
3FG Made	5	vs Winthrop 11/20/21, vs Kentucky 03/11/22
3FG Attempts	7	vs Winthrop 11/20/21, vs South Carolina 01/08/22, at Georgia 01/15/22
FT Made	8	at South Carolina 01/25/20
FT Attempts	10	at South Carolina 01/25/20

				Total		3-Pointers		Free throws		Rebounds										
Opponent	Date	GS	MIN	FG-FGA	PCT	3FG-3FGA	PCT	FT-FTA	PCT	OFF	DEF	TOT	AVG	PF	A	TO	BLK	STL	PTS	AVG
Memphis	11/07/2022	*	25:45	2-5	.400	1-2	.500	2-4	.500	0	1	1	1.0	3	5	2	0	3	7	7.0
Southern Miss.	11/11/2022		22:59	5-13	.385	1-3	.333	1-2	.500	1	5	6	3.5	2	1	5	1	1	12	9.5
at Temple	11/15/2022	*	38:00	9-18	.500	0-3	.000	0-0	.000	2	4	6	4.3	2	7	2	0	0	18	12.3
Morehead St.	11/18/2022	*	25:18	3-8	.375	1-2	.500	1-2	.500	2	5	7	5.0	1	2	2	0	1	8	11.3
vs Saint Mary's (CA)	11/23/2022	*	33:23	8-17	.471	2-5	.400	4-4	1.000	1	3	4	4.8	2	3	2	0	0	22	13.4
vs Fresno St.	11/24/2022	*	25:34	1-7	.143	0-3	.000	0-0	.000	1	2	3	4.5	1	1	1	0	1	2	11.5
at VCU	11/30/2022	*	14:20	0-4	.000	0-2	.000	0-0	.000	0	2	2	4.1	2	0	4	0	1	0	9.9
Pittsburgh	12/07/2022		24:55	5-12	.417	1-4	.250	1-2	.500	2	3	5	4.3	2	6	0	1	0	12	10.1
vs NC State	12/17/2022	*	19:29	2-5	.400	0-2	.000	0-0	.000	1	2	3	4.1	1	0	0	0	0	4	9.4
Alabama A&M	12/22/2022		22:04	3-6	.500	2-5	.400	4-4	1.000	0	3	3	4.0	1	4	0	2	1	12	9.7
Totals		**7**	**251:47**	**38-95**	**.400**	**8-31**	**.258**	**13-18**	**.722**	**10**	**30**	**40**	**4.0**	**17**	**29**	**18**	**4**	**8**	**97**	**9.7**

Player Averages

Games Played	Minutes/ game	Points/ game	FG Pct	3FG Pct	FT Pct	Rebounds/ game	Assists/ game	Turnovers/ game	Assist/Turnover ratio	Steals/ game	Blocks/ game
10	25.2	9.7	40.0	25.8	72.2	4.0	2.9	1.8	1.6	0.8	0.4

EZRA MANJON

5 Senior // Guard
6'0" // 170
Antioch, Calif.
UC Davis
mon-YOWN

				Field Goals		3-Point		F-Throws		Rebounds									Scoring	
SEASON	TEAM	GP-GS	MIN/AVG	FG-FGA	FG%	3FG-3FGA	3FG%	FT-FTA	FT%	OFF	DEF	TOT	AVG	PF-FO	A	TO	BLK	STL	PTS	AVG
2019-20	UCD	32-32	982/30.7	149-328	.454	17-44	.386	73-96	.760	18	83	101	3.2	65-1	130	63	4	24	388	12.1
2020-21	UCD	18-18	616/34.2	99-234	.423	9-40	.225	73-84	.869	10	35	45	2.5	36-0	59	42	3	16	280	15.6
2021-22	UCD	24-24	804/33.5	147-342	.430	8-40	.200	58-81	.716	18	68	86	3.6	47-1	81	62	8	23	360	15.0
2022-23	Vandy	12-10	353/29.4	38-87	.437	1-11	.091	11-16	.688	11	30	41	3.4	28-1	37	22	2	17	88	7.3
TOTAL FOR Vandy		**12-10**	**353/29.4**	**38-87**	**.437**	**1-11**	**.091**	**11-16**	**.688**	**11**	**30**	**41**	**3.4**	**28-1**	**37**	**22**	**2**	**17**	**88**	**7.3**
TOTAL		**86-84**	**2755/32.0**	**433-991**	**.437**	**35-135**	**.259**	**215-277**	**.776**	**57**	**216**	**273**	**3.2**	**176-3**	**307**	**189**	**17**	**80**	**1116**	**13.0**

Single Game Highs

Statistic	Value	
Points	27	at Oregon St. 12/14/21
Rebounds	8	at Utah St. 11/09/21, vs Portland 12/22/21
Assists	9	at Temple 11/15/22
Steals	4	vs Academy of Art 11/28/21, vs Pittsburgh 12/07/22
Blocks	2	vs Eastern Wash. 11/12/21
FG Made	11	vs Cal St. Fullerton 01/22/20, at Oregon St. 12/14/21
FG Attempts	21	vs UC Santa Barbara 01/30/21, vs Portland 12/22/21, vs Long Beach St. 01/29/22
3FG Made	3	at CSUN 01/18/20, vs Eastern Wash. 11/12/21
3FG Attempts	6	vs Eastern Wash. 11/12/21
FT Made	15	vs Nicholls 11/25/20
FT Attempts	19	vs Nicholls 11/25/20

				Total		3-Pointers		Free throws		Rebounds										
Opponent	Date	GS	MIN	FG-FGA	PCT	3FG-3FGA	PCT	FT-FTA	PCT	OFF	DEF	TOT	AVG	PF	A	TO	BLK	STL	PTS	AVG
Memphis	11/07/2022	*	29:57	3-8	.375	0-1	.000	0-0	.000	0	1	1	1.0	1	3	1	0	2	6	6.0
Southern Miss.	11/11/2022		28:22	2-8	.250	0-2	.000	1-2	.500	2	4	6	3.5	4	1	1	0	1	5	5.5
at Temple	11/15/2022	*	34:07	5-8	.625	0-0	.000	1-4	.250	1	2	3	3.3	3	9	0	0	1	11	7.3
Morehead St.	11/18/2022	*	24:54	3-6	.500	0-2	.000	0-0	.000	0	4	4	3.5	1	3	1	0	0	6	7.0
vs Saint Mary's (CA)	11/23/2022	*	29:39	1-8	.125	1-2	.500	2-2	1.000	0	5	5	3.8	5	2	4	0	2	5	6.6
vs Fresno St.	11/24/2022	*	32:54	1-7	.143	0-1	.000	2-2	1.000	2	4	6	4.2	2	6	1	0	0	4	6.2
at VCU	11/30/2022	*	31:07	6-7	.857	0-0	.000	0-0	.000	0	3	3	4.0	4	4	4	0	0	12	7.0
Wofford	12/03/2022	*	33:48	5-8	.625	0-0	.000	1-1	1.000	0	1	1	3.6	2	3	2	1	2	11	7.5
Pittsburgh	12/07/2022	*	32:11	2-5	.400	0-1	.000	0-1	.000	1	3	4	3.7	1	2	1	1	4	4	7.1
Grambling	12/09/2022	*	22:17	0-2	.000	0-1	.000	0-0	.000	1	2	3	3.6	2	1	4	0	2	0	6.4
vs NC State	12/17/2022	*	26:37	5-12	.417	0-0	.000	2-2	1.000	1	1	2	3.5	2	1	1	0	1	12	6.9
Alabama A&M	12/22/2022		27:12	5-8	.625	0-1	.000	2-2	1.000	3	0	3	3.4	1	2	2	0	2	12	7.3
Totals		**10**	**353:06**	**38-87**	**.437**	**1-11**	**.091**	**11-16**	**.688**	**11**	**30**	**41**	**3.4**	**28**	**37**	**22**	**2**	**17**	**88**	**7.3**

Player Averages

Games Played	Minutes/ game	Points/ game	FG Pct	3FG Pct	FT Pct	Rebounds/ game	Assists/ game	Turnovers/ game	Assist/Turnover ratio	Steals/ game	Blocks/ game
12	29.4	7.3	43.7	9.1	68.8	3.4	3.1	1.8	1.7	1.4	0.2

MYLES STUTE

10 Junior // Forward
6'7" // 215
Washington, D.C.
Gonzaga College HS
STEW-dee

				Field Goals		3-Point		F-Throws		Rebounds									Scoring	
SEASON	TEAM	GP-GS	MIN/AVG	FG-FGA	FG%	3FG-3FGA	3FG%	FT-FTA	FT%	OFF	DEF	TOT	AVG	PF-FO	A	TO	BLK	STL	PTS	AVG
2020-21	Vandy	21-3	315/15.0	22-76	.289	18-63	.286	19-25	.760	12	37	49	2.3	25-0	11	17	2	6	81	3.9
2021-22	Vandy	36-30	865/24.0	99-221	.448	79-183	.432	29-42	.690	27	105	132	3.7	85-1	13	25	10	24	306	8.5
2022-23	Vandy	12-12	348/29.0	48-109	.440	38-80	.475	7-11	.636	11	53	64	5.3	27-0	5	23	2	7	141	11.8
TOTAL		**69-45**	**1528/22.1**	**169-406**	**.416**	**135-326**	**.414**	**55-78**	**.705**	**50**	**195**	**245**	**3.6**	**137-1**	**29**	**65**	**14**	**37**	**528**	**7.7**

Single Game Highs

Statistic	Value	
Points	21	at Temple 11/15/22
Rebounds	11	vs Southern Miss. 11/11/22
Assists	2	8 times
Steals	4	vs Winthrop 11/20/21
Blocks	2	vs Mississippi Val. 11/29/21
FG Made	7	at Temple 11/15/22, at VCU 11/30/22
FG Attempts	13	at VCU 11/30/22
3FG Made	7	at Temple 11/15/22
3FG Attempts	10	vs Mississippi Val. 11/29/21, vs Alabama 03/10/22, at Temple 11/15/22
FT Made	7	vs South Carolina 01/08/22
FT Attempts	8	vs South Carolina 01/08/22

				Total		3-Pointers		Free throws		Rebounds										
Opponent	Date	GS	MIN	FG-FGA	PCT	3FG-3FGA	PCT	FT-FTA	PCT	OFF	DEF	TOT	AVG	PF	A	TO	BLK	STL	PTS	AVG
Memphis	11/07/2022	*	24:55	4-9	.444	4-8	.500	0-0	.000	0	2	2	2.0	2	0	2	0	0	12	12.0
Southern Miss.	11/11/2022	*	27:18	2-6	.333	0-3	.000	0-0	.000	1	10	11	6.5	1	0	4	0	0	4	8.0
at Temple	11/15/2022	*	37:27	7-12	.583	7-10	.700	0-0	.000	0	6	6	6.3	3	1	0	0	3	21	12.3
Morehead St.	11/18/2022	*	21:38	2-7	.286	1-4	.250	0-0	.000	2	4	6	6.3	0	0	1	0	0	5	10.5
vs Saint Mary's (CA)	11/23/2022	*	33:06	4-11	.364	3-7	.429	1-2	.500	2	6	8	6.6	3	0	1	1	1	12	10.8
vs Fresno St.	11/24/2022	*	29:46	5-9	.556	4-6	.667	2-3	.667	0	5	5	6.3	3	0	1	0	0	16	11.7
at VCU	11/30/2022	*	37:09	7-13	.538	6-9	.667	0-0	.000	1	5	6	6.3	4	0	4	0	1	20	12.9
Wofford	12/03/2022	*	21:02	4-11	.364	3-8	.375	0-0	.000	1	2	3	5.9	4	0	3	0	0	11	12.6
Pittsburgh	12/07/2022	*	29:06	4-8	.500	3-4	.750	3-3	1.000	4	2	6	5.9	3	1	3	0	1	14	12.8
Grambling	12/09/2022	*	30:21	2-5	.400	2-5	.400	0-0	.000	0	3	3	5.6	0	2	2	0	0	6	12.1
vs NC State	12/17/2022	*	32:06	6-10	.600	4-8	.500	0-1	.000	0	2	2	5.3	2	0	0	1	1	16	12.5
Alabama A&M	12/22/2022	*	23:46	1-8	.125	1-8	.125	1-2	.500	0	6	6	5.3	2	1	2	0	0	4	11.8
Totals		**12**	**347:40**	**48-109**	**.440**	**38-80**	**.475**	**7-11**	**.636**	**11**	**53**	**64**	**5.3**	**27**	**5**	**23**	**2**	**7**	**141**	**11.8**

Player Averages

Games Played	Minutes/ game	Points/ game	FG Pct	3FG Pct	FT Pct	Rebounds/ game	Assists/ game	Turnovers/ game	Assist/Turnover ratio	Steals/ game	Blocks/ game
12	29.0	11.8	44.0	47.5	63.6	5.3	0.4	1.9	0.2	0.6	0.2

TREY THOMAS

12 Junior // Guard
6'0" // 160
Durham, Ontario, Can.
Crestwood Prep

				Field Goals		3-Point		F-Throws		Rebounds									Scoring	
SEASON	TEAM	GP-GS	MIN/AVG	FG-FGA	FG%	3FG-3FGA	3FG%	FT-FTA	FT%	OFF	DEF	TOT	AVG	PF-FO	A	TO	BLK	STL	PTS	AVG
2020-21	Vandy	25-3	456/18.2	49-135	.363	39-98	.398	13-18	.722	8	30	38	1.5	51-1	22	24	0	15	150	6.0
2021-22	Vandy	32-0	582/18.2	60-170	.353	45-134	.336	21-25	.840	5	34	39	1.2	33-0	29	33	1	14	186	5.8
2022-23	Vandy	8-3	198/24.8	19-58	.328	16-51	.314	2-2	1.000	2	12	14	1.8	14-0	13	10	2	5	56	7.0
TOTAL		**65-6**	**1236/19.0**	**128-363**	**.353**	**100-283**	**.353**	**36-45**	**.800**	**15**	**76**	**91**	**1.4**	**98-1**	**64**	**67**	**3**	**34**	**392**	**6.0**

Single Game Highs

Statistic	Value	
Points	17	vs Mississippi St. 01/09/21, vs Florida 03/01/22
Rebounds	5	vs Richmond 12/16/20, at Cincinnati 03/04/21
Assists	4	vs Grambling 12/09/22
Steals	3	at LSU 03/02/21
Blocks	1	vs Winthrop 11/20/21, vs Southern Miss. 11/11/22, vs Wofford 12/03/22
FG Made	6	vs Mississippi St. 01/09/21, vs Florida 03/01/22
FG Attempts	11	vs Mississippi St. 01/09/21, vs Tennessee 01/18/22, vs Pittsburgh 12/07/22
3FG Made	5	vs Mississippi St. 01/09/21, at Arkansas 01/04/22, vs Florida 03/01/22
3FG Attempts	10	vs Pittsburgh 12/07/22
FT Made	3	vs Alabama St. 11/10/21, vs Mississippi Val. 11/29/21, vs Alabama 02/22/22
FT Attempts	4	at LSU 03/02/21, vs Alabama St. 11/10/21, vs Mississippi Val. 11/29/21

				Total		3-Pointers		Free throws		Rebounds										
Opponent	Date	GS	MIN	FG-FGA	PCT	3FG-3FGA	PCT	FT-FTA	PCT	OFF	DEF	TOT	AVG	PF	A	TO	BLK	STL	PTS	AVG
Memphis	11/07/2022		16:27	2-6	.333	2-5	.400	0-0	.000	0	0	0	0.0	1	2	0	0	0	6	6.0
Southern Miss.	11/11/2022	*	16:13	1-4	.250	0-3	.000	0-0	.000	0	0	0	0.0	0	0	2	1	0	2	4.0
at VCU	11/30/2022		23:58	2-5	.400	2-5	.400	2-2	1.000	0	3	3	1.0	2	1	2	0	0	8	5.3
Wofford	12/03/2022		26:11	3-8	.375	2-7	.286	0-0	.000	0	1	1	1.0	2	3	0	1	2	8	6.0
Pittsburgh	12/07/2022		24:11	3-11	.273	3-10	.300	0-0	.000	1	2	3	1.4	1	2	0	0	0	9	6.6
Grambling	12/09/2022		31:50	4-10	.400	4-9	.444	0-0	.000	0	1	1	1.3	4	4	2	0	1	12	7.5
vs NC State	12/17/2022	*	30:32	2-6	.333	2-6	.333	0-0	.000	0	3	3	1.6	3	0	1	0	0	6	7.3
Alabama A&M	12/22/2022	*	28:58	2-8	.250	1-6	.167	0-0	.000	1	2	3	1.8	1	1	3	0	2	5	7.0
Totals		**3**	**198:20**	**19-58**	**.328**	**16-51**	**.314**	**2-2**	**1.000**	**2**	**12**	**14**	**1.8**	**14**	**13**	**10**	**2**	**5**	**56**	**7.0**

Player Averages

Games Played	Minutes/ game	Points/ game	FG Pct	3FG Pct	FT Pct	Rebounds/ game	Assists/ game	Turnovers/ game	Assist/Turnover ratio	Steals/ game	Blocks/ game
8	24.8	7.0	32.8	31.4	100.0	1.8	1.6	1.3	1.3	0.6	0.3

EMMANUEL ANSONG

20 5th-Yr. Sr. // Forward
6'4" // 195
Bordentown, N.J.
Wisconsin-Green Bay
AN-song

				Field Goals		3-Point		F-Throws		Rebounds									Scoring	
SEASON	TEAM	GP-GS	MIN/AVG	FG-FGA	FG%	3FG-3FGA	3FG%	FT-FTA	FT%	OFF	DEF	TOT	AVG	PF-FO	A	TO	BLK	STL	PTS	AVG
2018-19	WHL	19-3	313/16.5	61-104	.587	1-1	1.000	19-42	.452	38	53	91	4.8	34-0	10	15	14	12	142	7.5
2019-20	WHL	25-25	775/31.0	148-268	.552	13-32	.406	51-83	.614	76	109	185	7.4	62-2	33	50	21	22	360	14.4
2020-21	GB	19-7	491/25.8	82-141	.582	3-14	.214	30-46	.652	48	52	100	5.3	37-0	20	24	14	18	197	10.4
2021-22	GB	28-28	819/29.2	126-246	.512	11-44	.250	45-78	.577	53	86	139	5.0	51-0	18	47	17	24	308	11.0
2022-23	Vandy	11-0	107/9.8	10-26	.385	3-6	.500	2-6	.333	11	14	25	2.3	9-0	2	4	5	1	25	2.3
TOTAL FOR Vandy		**11-0**	**107/9.8**	**10-26**	**.385**	**3-6**	**.500**	**2-6**	**.333**	**11**	**14**	**25**	**2.3**	**9-0**	**2**	**4**	**5**	**1**	**25**	**2.3**
TOTAL		**102-63**	**2505/24.6**	**427-785**	**.544**	**31-97**	**.320**	**147-255**	**.576**	**226**	**314**	**540**	**5.3**	**193-2**	**83**	**140**	**71**	**77**	**1032**	**10.1**

Single Game Highs

Statistic	Value	
Points	24	vs Northern Ky. 02/12/21
Rebounds	14	vs UVA Wise 01/19/19
Assists	6	vs Notre Dame (OH) 11/23/19
Steals	3	5 times
Blocks	4	vs Urbana 11/26/19
FG Made	11	vs Robert Morris 12/02/21
FG Attempts	18	vs Urbana 11/26/19
3FG Made	3	at Ky. Wesleyan 11/29/19, vs Indiana St. 11/09/21
3FG Attempts	6	at Ky. Wesleyan 11/29/19
FT Made	8	vs Northern Ky. 02/12/21
FT Attempts	9	vs FIU 11/19/21

				Total		3-Pointers		Free throws		Rebounds										
Opponent	Date	GS	MIN	FG-FGA	PCT	3FG-3FGA	PCT	FT-FTA	PCT	OFF	DEF	TOT	AVG	PF	A	TO	BLK	STL	PTS	AVG
Memphis	11/07/2022		16:32	2-4	.500	0-0	.000	1-3	.333	4	1	5	5.0	2	0	0	1	0	5	5.0
Southern Miss.	11/11/2022		09:08	0-1	.000	0-0	.000	0-0	.000	0	1	1	3.0	0	2	1	0	0	0	2.5
at Temple	11/15/2022		12:43	2-5	.400	0-1	.000	0-1	.000	2	3	5	3.7	1	0	1	0	0	4	3.0
Morehead St.	11/18/2022		10:56	1-3	.333	0-0	.000	1-2	.500	0	4	4	3.8	0	0	0	0	0	3	3.0
vs Saint Mary's (CA)	11/23/2022		08:56	0-1	.000	0-0	.000	0-0	.000	1	0	1	3.2	0	0	0	0	0	0	2.4
vs Fresno St.	11/24/2022		06:39	0-2	.000	0-0	.000	0-0	.000	0	1	1	2.8	1	0	1	0	0	0	2.0
at VCU	11/30/2022		02:35	0-0	.000	0-0	.000	0-0	.000	0	0	0	2.4	0	0	0	0	0	0	1.7
Wofford	12/03/2022		06:19	0-0	.000	0-0	.000	0-0	.000	0	1	1	2.3	0	0	0	0	0	0	1.5
Pittsburgh	12/07/2022		11:20	3-5	.600	1-2	.500	0-0	.000	2	1	3	2.3	2	0	0	3	1	7	2.1
Grambling	12/09/2022		06:00	0-1	.000	0-0	.000	0-0	.000	0	0	0	2.1	1	0	0	0	0	0	1.9
Alabama A&M	12/22/2022		16:14	2-4	.500	2-3	.667	0-0	.000	2	2	4	2.3	2	0	1	1	0	6	2.3
Totals		**0**	**107:22**	**10-26**	**.385**	**3-6**	**.500**	**2-6**	**.333**	**11**	**14**	**25**	**2.3**	**9**	**2**	**4**	**5**	**1**	**25**	**2.3**

Player Averages

Games Played	Minutes/ game	Points/ game	FG Pct	3FG Pct	FT Pct	Rebounds/ game	Assists/ game	Turnovers/ game	Assist/Turnover ratio	Steals/ game	Blocks/ game
11	9.8	2.3	38.5	50.0	33.3	2.3	0.2	0.4	0.5	0.1	0.5

LIAM ROBBINS

21 5th-Yr. Sr. // Forward
7'0" // 250
Davenport, Iowa
Univ. of Minnesota

				Field Goals		3-Point		F-Throws		Rebounds									Scoring	
SEASON	TEAM	GP-GS	MIN/AVG	FG-FGA	FG%	3FG-3FGA	3FG%	FT-FTA	FT%	OFF	DEF	TOT	AVG	PF-FO	A	TO	BLK	STL	PTS	AVG
2018-19	DRA	31-2	350/11.3	50-113	.442	3-13	.231	25-42	.595	39	44	83	2.7	79-2	16	22	35	10	128	4.1
2019-20	DRA	34-34	920/27.1	189-379	.499	10-41	.244	93-134	.694	67	174	241	7.1	101-5	28	57	99	20	481	14.1
2020-21	MINN	23-23	565/24.6	89-202	.441	17-52	.327	75-108	.694	55	97	152	6.6	83-5	25	38	62	15	270	11.7
2021-22	Vandy	15-10	274/18.3	37-85	.435	8-28	.286	20-33	.606	12	48	60	4.0	35-2	10	18	30	6	102	6.8
2022-23	Vandy	12-7	268/22.3	52-98	.531	4-21	.190	39-53	.736	20	45	65	5.4	30-0	14	23	33	4	147	12.3
TOTAL FOR Vandy		**27-17**	**543/20.1**	**89-183**	**.486**	**12-49**	**.245**	**59-86**	**.686**	**32**	**93**	**125**	**4.6**	**65-2**	**24**	**41**	**63**	**10**	**249**	**9.2**
TOTAL		**115-76**	**2378/20.7**	**417-877**	**.475**	**42-155**	**.271**	**252-370**	**.681**	**193**	**408**	**601**	**5.2**	**328-14**	**93**	**158**	**259**	**55**	**1128**	**9.8**

Single Game Highs

Statistic	Value	
Points	29	vs Bradley 02/05/20
Rebounds	14	vs Ohio St. 01/03/21
Assists	4	vs McKendree 12/29/18, vs Ohio St. 01/03/21, vs Illinois 02/20/21
Steals	3	at Rutgers 02/04/21
Blocks	8	vs Fresno St. 11/24/22
FG Made	10	at Bradley 12/31/19
FG Attempts	18	vs Bradley 03/07/20
3FG Made	3	at Dayton 12/14/19, vs Michigan 01/16/21
3FG Attempts	7	at Purdue 01/30/21
FT Made	13	vs Valparaiso 02/19/20
FT Attempts	18	vs Valparaiso 02/19/20

				Total		3-Pointers		Free throws		Rebounds										
Opponent	Date	GS	MIN	FG-FGA	PCT	3FG-3FGA	PCT	FT-FTA	PCT	OFF	DEF	TOT	AVG	PF	A	TO	BLK	STL	PTS	AVG
Memphis	11/07/2022		15:13	3-5	.600	1-2	.500	0-0	.000	1	2	3	3.0	3	0	2	0	1	7	7.0
Southern Miss.	11/11/2022	*	10:45	0-5	.000	0-3	.000	0-0	.000	0	0	0	1.5	0	1	0	1	0	0	3.5
at Temple	11/15/2022		25:06	9-11	.818	0-0	.000	2-3	.667	1	2	3	2.0	2	0	4	3	0	20	9.0
Morehead St.	11/18/2022		16:44	4-6	.667	1-2	.500	0-0	.000	2	5	7	3.3	2	2	2	4	0	9	9.0
vs Saint Mary's (CA)	11/23/2022		23:05	6-8	.750	0-1	.000	1-1	1.000	1	5	6	3.8	4	0	3	1	0	13	9.8
vs Fresno St.	11/24/2022	*	32:56	7-11	.636	1-3	.333	5-9	.556	1	6	7	4.3	4	1	2	8	1	20	11.5
at VCU	11/30/2022	*	20:46	4-7	.571	0-1	.000	6-7	.857	1	1	2	4.0	4	2	1	1	0	14	11.9
Wofford	12/03/2022	*	25:36	5-9	.556	0-2	.000	4-6	.667	0	9	9	4.6	3	2	1	3	1	14	12.1
Pittsburgh	12/07/2022	*	28:43	5-12	.417	1-3	.333	3-4	.750	4	5	9	5.1	3	1	2	6	0	14	12.3
Grambling	12/09/2022	*	28:04	2-4	.500	0-2	.000	8-11	.727	3	3	6	5.2	3	1	4	2	0	12	12.3
vs NC State	12/17/2022	*	26:15	3-12	.250	0-1	.000	4-5	.800	2	2	4	5.1	1	2	1	2	0	10	12.1
Alabama A&M	12/22/2022		14:49	4-8	.500	0-1	.000	6-7	.857	4	5	9	5.4	1	2	1	2	1	14	12.3
Totals		**7**	**268:02**	**52-98**	**.531**	**4-21**	**.190**	**39-53**	**.736**	**20**	**45**	**65**	**5.4**	**30**	**14**	**23**	**33**	**4**	**147**	**12.3**

Player Averages

Games Played	Minutes/ game	Points/ game	FG Pct	3FG Pct	FT Pct	Rebounds/ game	Assists/ game	Turnovers/ game	Assist/Turnover ratio	Steals/ game	Blocks/ game
12	22.3	12.3	53.1	19.0	73.6	5.4	1.2	1.9	0.6	0.3	2.8

MALIK DIA

23 Freshman // Forward
6'9" // 240
Murfreesboro, Tenn.
Ensworth School
DEE-uh

				Field Goals		3-Point		F-Throws		Rebounds									Scoring	
SEASON	TEAM	GP-GS	MIN/AVG	FG-FGA	FG%	3FG-3FGA	3FG%	FT-FTA	FT%	OFF	DEF	TOT	AVG	PF-FO	A	TO	BLK	STL	PTS	AVG
2022-23	Vandy	9-0	73/8.1	8-26	.308	5-16	.313	1-2	.500	2	9	11	1.2	7-0	1	4	1	1	22	2.4
TOTAL		**9-0**	**73/8.1**	**8-26**	**.308**	**5-16**	**.313**	**1-2**	**.500**	**2**	**9**	**11**	**1.2**	**7-0**	**1**	**4**	**1**	**1**	**22**	**2.4**

Single Game Highs

Statistic	Value	
Points	9	vs Morehead St. 11/18/22
Rebounds	3	vs Morehead St. 11/18/22
Assists	1	vs Wofford 12/03/22
Steals	1	vs Memphis 11/07/22
Blocks	1	vs Southern Miss. 11/11/22
FG Made	3	vs Southern Miss. 11/11/22, vs Morehead St. 11/18/22
FG Attempts	6	vs Morehead St. 11/18/22
3FG Made	2	vs Morehead St. 11/18/22
3FG Attempts	4	vs Memphis 11/07/22, vs Morehead St. 11/18/22
FT Made	1	vs Morehead St. 11/18/22
FT Attempts	2	vs Morehead St. 11/18/22

				Total		3-Pointers		Free throws		Rebounds										
Opponent	Date	GS	MIN	FG-FGA	PCT	3FG-3FGA	PCT	FT-FTA	PCT	OFF	DEF	TOT	AVG	PF	A	TO	BLK	STL	PTS	AVG
Memphis	11/07/2022		11:08	1-5	.200	1-4	.250	0-0	.000	0	1	1	1.0	1	0	1	0	1	3	3.0
Southern Miss.	11/11/2022		11:03	3-5	.600	1-2	.500	0-0	.000	0	2	2	1.5	1	0	0	1	0	7	5.0
at Temple	11/15/2022		10:47	1-5	.200	1-3	.333	0-0	.000	1	0	1	1.3	0	0	0	0	0	3	4.3
Morehead St.	11/18/2022		15:05	3-6	.500	2-4	.500	1-2	.500	1	2	3	1.8	0	0	0	0	0	9	5.5
vs Saint Mary's (CA)	11/23/2022		05:20	0-1	.000	0-0	.000	0-0	.000	0	0	0	1.4	0	0	0	0	0	0	4.4
vs Fresno St.	11/24/2022		07:11	0-2	.000	0-2	.000	0-0	.000	0	2	2	1.5	2	0	1	0	0	0	3.7
at VCU	11/30/2022		04:52	0-0	.000	0-0	.000	0-0	.000	0	0	0	1.3	1	0	0	0	0	0	3.1
Wofford	12/03/2022		03:52	0-1	.000	0-1	.000	0-0	.000	0	1	1	1.3	1	1	1	0	0	0	2.8
Grambling	12/09/2022		03:39	0-1	.000	0-0	.000	0-0	.000	0	1	1	1.2	1	0	1	0	0	0	2.4
Totals		**0**	**72:57**	**8-26**	**.308**	**5-16**	**.313**	**1-2**	**.500**	**2**	**9**	**11**	**1.2**	**7**	**1**	**4**	**1**	**1**	**22**	**2.4**

Player Averages

Games Played	Minutes/ game	Points/ game	FG Pct	3FG Pct	FT Pct	Rebounds/ game	Assists/ game	Turnovers/ game	Assist/Turnover ratio	Steals/ game	Blocks/ game
9	8.1	2.4	30.8	31.3	50.0	1.2	0.1	0.4	0.3	0.1	0.1

LEE DORT

34 Freshman // Forward
6'10" // 255
McKinney, Texas
Greenhill School

				Field Goals		3-Point		F-Throws		Rebounds									Scoring	
SEASON	TEAM	GP-GS	MIN/AVG	FG-FGA	FG%	3FG-3FGA	3FG%	FT-FTA	FT%	OFF	DEF	TOT	AVG	PF-FO	A	TO	BLK	STL	PTS	AVG
2022-23	Vandy	8-0	44/5.5	3-8	.375	0-0	.000	1-3	.333	5	11	16	2.0	12-0	1	6	7	0	7	0.9
TOTAL		**8-0**	**44/5.5**	**3-8**	**.375**	**0-0**	**.000**	**1-3**	**.333**	**5**	**11**	**16**	**2.0**	**12-0**	**1**	**6**	**7**	**0**	**7**	**0.9**

Single Game Highs

Statistic	Value	
Points	2	at Temple 11/15/22, vs Pittsburgh 12/07/22, vs Fresno St. 11/24/22
Rebounds	6	vs Wofford 12/03/22
Assists	1	vs Morehead St. 11/18/22
Blocks	2	vs Morehead St. 11/18/22, vs Wofford 12/03/22
FG Made	1	at Temple 11/15/22, vs Pittsburgh 12/07/22, vs Fresno St. 11/24/22
FG Attempts	2	vs Pittsburgh 12/07/22, vs Grambling 12/09/22
FT Made	1	vs Morehead St. 11/18/22
FT Attempts	2	vs Morehead St. 11/18/22

				Total		3-Pointers		Free throws		Rebounds										
Opponent	Date	GS	MIN	FG-FGA	PCT	3FG-3FGA	PCT	FT-FTA	PCT	OFF	DEF	TOT	AVG	PF	A	TO	BLK	STL	PTS	AVG
Memphis	11/07/2022		03:12	0-1	.000	0-0	.000	0-0	.000	0	0	0	0.0	1	0	0	1	0	0	0.0
at Temple	11/15/2022		01:19	1-1	1.000	0-0	.000	0-1	.000	0	0	0	0.0	0	0	0	0	0	2	1.0
Morehead St.	11/18/2022		08:46	0-0	.000	0-0	.000	1-2	.500	1	2	3	1.0	3	1	3	2	0	1	1.0
vs Fresno St.	11/24/2022		07:04	1-1	1.000	0-0	.000	0-0	.000	2	1	3	1.5	2	0	1	1	0	2	1.3
at VCU	11/30/2022		03:56	0-0	.000	0-0	.000	0-0	.000	0	2	2	1.6	2	0	0	0	0	0	1.0
Wofford	12/03/2022		12:37	0-1	.000	0-0	.000	0-0	.000	0	6	6	2.3	2	0	2	2	0	0	0.8
Pittsburgh	12/07/2022		04:03	1-2	.500	0-0	.000	0-0	.000	1	0	1	2.1	2	0	0	1	0	2	1.0
Grambling	12/09/2022		02:55	0-2	.000	0-0	.000	0-0	.000	1	0	1	2.0	0	0	0	0	0	0	0.9
Totals		**0**	**43:52**	**3-8**	**.375**	**0-0**	**.000**	**1-3**	**.333**	**5**	**11**	**16**	**2.0**	**12**	**1**	**6**	**7**	**0**	**7**	**0.9**

Player Averages

Games Played	Minutes/ game	Points/ game	FG Pct	3FG Pct	FT Pct	Rebounds/ game	Assists/ game	Turnovers/ game	Assist/Turnover ratio	Steals/ game	Blocks/ game
8	5.5	0.9	37.5	0.0	33.3	2.0	0.1	0.8	0.2	0.0	0.9

QUENTIN MILLORA-BROWN

42 5th-Yr. Sr. // Forward
6'10" // 245
Lorton, Va.
Rice University
mill-LORE-uh

				Field Goals		3-Point		F-Throws		Rebounds									Scoring	
SEASON	TEAM	GP-GS	MIN/AVG	FG-FGA	FG%	3FG-3FGA	3FG%	FT-FTA	FT%	OFF	DEF	TOT	AVG	PF-FO	A	TO	BLK	STL	PTS	AVG
2018-19	Rice	32-28	746/23.3	101-169	.598	0-0	.000	27-60	.450	69	119	188	5.9	75-1	39	35	37	9	229	7.2
2020-21	Vandy	19-8	255/13.4	26-37	.703	0-0	.000	6-17	.353	29	31	60	3.2	30-0	12	12	5	3	58	3.1
2021-22	Vandy	36-30	873/24.3	74-114	.649	0-0	.000	43-88	.489	90	113	203	5.6	92-3	42	34	38	16	191	5.3
2022-23	Vandy	11-8	189/17.2	15-32	.469	0-1	.000	9-14	.643	23	16	39	3.5	24-0	9	3	5	5	39	3.5
TOTAL FOR Vandy		**66-46**	**1318/20.0**	**115-183**	**.628**	**0-1**	**.000**	**58-119**	**.487**	**142**	**160**	**302**	**4.6**	**146-3**	**63**	**49**	**48**	**24**	**288**	**4.4**
TOTAL		**98-74**	**2064/21.1**	**216-352**	**.614**	**0-1**	**.000**	**85-179**	**.475**	**211**	**279**	**490**	**5.0**	**221-4**	**102**	**84**	**85**	**33**	**517**	**5.3**

Single Game Highs

Statistic	Value	
Points	21	vs Northwestern St. 11/17/18
Rebounds	16	at FIU 02/14/19
Assists	5	vs Alabama St. 11/10/21
Steals	3	at VCU 11/30/22
Blocks	3	9 times
FG Made	10	vs Northwestern St. 11/17/18
FG Attempts	13	vs Western Ky. 02/07/19
3FG Attempts	1	vs Memphis 11/07/22
FT Made	6	at UTRGV 12/18/18, vs Missouri 02/08/22
FT Attempts	10	vs Missouri 02/08/22

				Total		3-Pointers		Free throws		Rebounds										
Opponent	Date	GS	MIN	FG-FGA	PCT	3FG-3FGA	PCT	FT-FTA	PCT	OFF	DEF	TOT	AVG	PF	A	TO	BLK	STL	PTS	AVG
Memphis	11/07/2022	*	14:12	1-2	.500	0-1	.000	2-2	1.000	1	2	3	3.0	2	0	0	0	0	4	4.0
Southern Miss.	11/11/2022		21:01	4-7	.571	0-0	.000	1-1	1.000	3	3	6	4.5	4	1	0	3	1	9	6.5
at Temple	11/15/2022	*	18:35	1-5	.200	0-0	.000	0-0	.000	2	0	2	3.7	2	1	0	1	0	2	5.0
Morehead St.	11/18/2022	*	14:45	3-3	1.000	0-0	.000	2-2	1.000	1	2	3	3.5	1	0	0	0	0	8	5.8
vs Saint Mary's (CA)	11/23/2022	*	16:43	0-1	.000	0-0	.000	0-0	.000	2	1	3	3.4	2	0	0	0	0	0	4.6
at VCU	11/30/2022		17:21	1-4	.250	0-0	.000	1-3	.333	5	2	7	4.0	3	3	0	0	3	3	4.3
Wofford	12/03/2022	*	18:37	1-2	.500	0-0	.000	0-0	.000	1	2	3	3.9	2	1	2	0	0	2	4.0
Pittsburgh	12/07/2022	*	11:25	2-3	.667	0-0	.000	0-0	.000	2	0	2	3.6	1	0	0	0	1	4	4.0
Grambling	12/09/2022	*	17:11	1-2	.500	0-0	.000	2-3	.667	1	2	3	3.6	2	1	0	1	0	4	4.0
vs NC State	12/17/2022		13:45	1-2	.500	0-0	.000	0-1	.000	1	0	1	3.3	4	0	1	0	0	2	3.8
Alabama A&M	12/22/2022	*	25:11	0-1	.000	0-0	.000	1-2	.500	4	2	6	3.5	1	2	0	0	0	1	3.5
Totals		**8**	**188:46**	**15-32**	**.469**	**0-1**	**.000**	**9-14**	**.643**	**23**	**16**	**39**	**3.5**	**24**	**9**	**3**	**5**	**5**	**39**	**3.5**

Player Averages

Games Played	Minutes/ game	Points/ game	FG Pct	3FG Pct	FT Pct	Rebounds/ game	Assists/ game	Turnovers/ game	Assist/Turnover ratio	Steals/ game	Blocks/ game
11	17.2	3.5	46.9	0.0	64.3	3.5	0.8	0.3	3.0	0.5	0.5

ADRIAN SAMUELS

11 Freshman // Guard
6'5" // 170
Nashville, Tenn.
Univ. School of Nashville

				Field Goals		3-Point		F-Throws		Rebounds									Scoring	
SEASON	TEAM	GP-GS	MIN/AVG	FG-FGA	FG%	3FG-3FGA	3FG%	FT-FTA	FT%	OFF	DEF	TOT	AVG	PF-FO	A	TO	BLK	STL	PTS	AVG
2022-23	Vandy	1-0	1/1.4	0-0	.000	0-0	.000	0-0	.000	0	0	0	0.0	0-0	0	0	1	0	0	0.0
TOTAL		**1-0**	**1/1.4**	**0-0**	**.000**	**0-0**	**.000**	**0-0**	**.000**	**0**	**0**	**0**	**0.0**	**0-0**	**0**	**0**	**1**	**0**	**0**	**0.0**

Single Game Highs

Statistic	Value	
Blocks	1	vs Morehead St. 11/18/22

GRAHAM CALTON

22 Sophomore // Guard
6'6" // 205
Charlotte, N.C.
Charlotte Latin School
CALL-tin

				Field Goals		3-Point		F-Throws		Rebounds									Scoring	
SEASON	TEAM	GP-GS	MIN/AVG	FG-FGA	FG%	3FG-3FGA	3FG%	FT-FTA	FT%	OFF	DEF	TOT	AVG	PF-FO	A	TO	BLK	STL	PTS	AVG
2021-22	Vandy	4-0	12/3.0	1-3	.333	1-3	.333	0-0	.000	0	1	1	0.3	1-0	0	0	0	1	3	0.8
2022-23	Vandy	3-0	14/4.8	0-1	.000	0-0	.000	0-0	.000	0	0	0	0.0	2-0	1	0	0	0	0	0.0
TOTAL		**7-0**	**26/3.8**	**1-4**	**.250**	**1-3**	**.333**	**0-0**	**.000**	**0**	**1**	**1**	**0.1**	**3-0**	**1**	**0**	**0**	**1**	**3**	**0.4**

Single Game Highs

Statistic	Value	
Points	3	vs Georgia 03/09/22
Rebounds	1	vs Mississippi Val. 11/29/21
Assists	1	vs Morehead St. 11/18/22
Steals	1	vs Mississippi Val. 11/29/21
FG Made	1	vs Georgia 03/09/22
FG Attempts	1	4 times
3FG Made	1	vs Georgia 03/09/22
3FG Attempts	1	vs Alabama St. 11/10/21, vs Mississippi Val. 11/29/21, vs Georgia 03/09/22

MILES KEEFFE

25 Freshman // Guard
6'5" // 185
Novato, Calif.
So. California Academy
KEEF

				Field Goals		3-Point		F-Throws		Rebounds									Scoring	
SEASON	TEAM	GP-GS	MIN/AVG	FG-FGA	FG%	3FG-3FGA	3FG%	FT-FTA	FT%	OFF	DEF	TOT	AVG	PF-FO	A	TO	BLK	STL	PTS	AVG
2022-23	Vandy	3-0	9/3.0	0-0	.000	0-0	.000	0-0	.000	0	2	2	0.7	1-0	0	0	0	0	0	0.0
TOTAL		**3-0**	**9/3.0**	**0-0**	**.000**	**0-0**	**.000**	**0-0**	**.000**	**0**	**2**	**2**	**0.7**	**1-0**	**0**	**0**	**0**	**0**	**0**	**0.0**

Single Game Highs

Statistic	Value	
Rebounds	1	at Temple 11/15/22, vs Morehead St. 11/18/22

				Total		3-Pointers		Free throws		Rebounds										
Opponent	Date	GS	MIN	FG-FGA	PCT	3FG-3FGA	PCT	FT-FTA	PCT	OFF	DEF	TOT	AVG	PF	A	TO	BLK	STL	PTS	AVG
at Temple	11/15/2022		04:11	0-0	.000	0-0	.000	0-0	.000	0	1	1	1.0	1	0	0	0	0	0	0.0
Morehead St.	11/18/2022		01:21	0-0	.000	0-0	.000	0-0	.000	0	1	1	1.0	0	0	0	0	0	0	0.0
vs Fresno St.	11/24/2022		03:30	0-0	.000	0-0	.000	0-0	.000	0	0	0	0.7	0	0	0	0	0	0	0.0
Totals		**0**	**09:02**	**0-0**	**.000**	**0-0**	**.000**	**0-0**	**.000**	**0**	**2**	**2**	**0.7**	**1**	**0**	**0**	**0**	**0**	**0**	**0.0**

Player Averages

Games Played	Minutes/ game	Points/ game	FG Pct	3FG Pct	FT Pct	Rebounds/ game	Assists/ game	Turnovers/ game	Assist/Turnover ratio	Steals/ game	Blocks/ game
3	3.0	0.0	0.0	0.0	0.0	0.7	0.0	0.0	0.0	0.0	0.0

2022-23 Vanderbilt Men's Basketball
Combined Team Statistics
All games

Page 1/1
as of Dec 27, 2022

Game Records

Record	Overall	Home	Away	Neutral
ALL GAMES	6-6	4-3	1-1	1-2
CONFERENCE	0-0	0-0	0-0	0-0
NON-CONFERENCE	6-6	4-3	1-1	1-2

Score by Periods

Team	1st	2nd	OT	TOT
Vanderbilt	372	430	13	815
Opponents	357	434	11	802

Team Box Score

No.	Player				Total		3-Point		F-Throw		Rebounds											
		GP-GS	MIN	AVG	FG-FGA	FG%	3FG-3FGA	3FG%	FT-FTA	FT%	OFF	DEF	TOT	AVG	PF	DQ	A	TO	BLK	STL	PTS	AVG
21	ROBBINS, Liam	12-7	268:02	22.3	52-98	.531	4-21	.190	39-53	.736	20	45	65	5.4	30	0	14	23	33	4	147	12.3
10	STUTE, Myles	12-12	347:40	29.0	48-109	.440	38-80	.475	7-11	.636	11	53	64	5.3	27	0	5	23	2	7	141	11.8
0	LAWRENCE, Tyrin	12-10	321:58	26.8	44-89	.494	8-29	.276	32-45	.711	6	35	41	3.4	19	0	20	26	1	13	128	10.7
4	WRIGHT, Jordan	10-7	251:47	25.2	38-95	.400	8-31	.258	13-18	.722	10	30	40	4.0	17	0	29	18	4	8	97	9.7
5	MANJON, Ezra	12-10	353:06	29.4	38-87	.437	1-11	.091	11-16	.688	11	30	41	3.4	28	1	37	22	2	17	88	7.3
12	THOMAS, Trey	8-3	198:20	24.8	19-58	.328	16-51	.314	2-2	1.000	2	12	14	1.8	14	0	13	10	2	5	56	7.0
1	SMITH, Colin	11-2	180:28	16.4	15-41	.366	8-27	.296	13-22	.591	13	24	37	3.4	8	0	9	8	1	1	51	4.6
42	MILLORA-BROWN, Quentin	11-8	188:46	17.2	15-32	.469	0-1	.000	9-14	.643	23	16	39	3.5	24	0	9	3	5	5	39	3.5
2	SHELBY, Noah	4-0	30:59	7.7	3-14	.214	3-14	.214	2-4	.500	0	3	3	0.8	4	0	0	0	0	0	11	2.8
23	DIA, Malik	9-0	72:57	8.1	8-26	.308	5-16	.313	1-2	.500	2	9	11	1.2	7	0	1	4	1	1	22	2.4
20	ANSONG, Emmanuel	11-0	107:22	9.8	10-26	.385	3-6	.500	2-6	.333	11	14	25	2.3	9	0	2	4	5	1	25	2.3
34	DORT, Lee	8-0	43:52	5.5	3-8	.375	0-0	.000	1-3	.333	5	11	16	2.0	12	0	1	6	7	0	7	0.9
3	LEWIS, Paul	4-1	34:59	8.7	1-6	.167	1-3	.333	0-0	.000	1	5	6	1.5	2	0	4	1	0	0	3	0.8
22	CALTON, Graham	3-0	14:23	4.8	0-1	.000	0-0	.000	0-0	.000	0	0	0	0.0	2	0	1	0	0	0	0	0.0
25	KEEFFE, Miles	3-0	09:02	3.0	0-0	.000	0-0	.000	0-0	.000	0	2	2	0.7	1	0	0	0	0	0	0	0.0
11	SAMUELS, Adrian	1-0	01:21	1.4	0-0	.000	0-0	.000	0-0	.000	0	0	0	0.0	0	0	0	0	1	0	0	0.0
Team											16	17	33					9				
Total		**12**	**2425**		**294-690**	**.426**	**95-290**	**.328**	**132-196**	**.673**	**131**	**306**	**437**	**36.4**	**204**	**1**	**145**	**157**	**64**	**62**	**815**	**67.9**
Opponents		**12**	**2425**		**287-682**	**.421**	**78-246**	**.317**	**150-218**	**.688**	**109**	**301**	**410**	**34.2**	**216**	**9**	**151**	**135**	**34**	**83**	**802**	**66.8**

Team Statistics

	VANDY	OPP
Scoring	**815**	**802**
Points per game	67.9	66.8
Scoring margin	+1.1	-
Field goals-att	**294-690**	**287-682**
Field goal pct	.426	.421
3 point fg-att	**95-290**	**78-246**
3-point FG pct	.328	.317
3-pt FG made per game	7.9	6.5
Free throws-att	**132-196**	**150-218**
Free throw pct	.673	.688
F-Throws made per game	11.0	12.5
Rebounds	**437**	**410**
Rebounds per game	36.4	34.2
Rebounding margin	+2.3	-
Assists	**145**	**151**
Assists per game	12.1	12.6
Turnovers	**157**	**135**
Turnovers per game	13.1	11.3
Turnover margin	-1.8	-
Assist/turnover ratio	0.9	1.1
Steals	**62**	**83**
Steals per game	5.2	6.9
Blocks	**64**	**34**
Blocks per game	5.3	2.8
Winning streak	**1**	**-**
Home win streak	1	-
Attendance	**43971**	**11608**
Home games-Avg/Game	7-6282	2-5804
Neutral site-Avg/Game	-	3-2894

Team Results

Date	Opponent		Score	Att.
11/07/2022	Memphis	L	67-76	10380
11/11/2022	Southern Miss.	L	48-60	6175
11/15/2022	at Temple	Wot	89-87	4491
11/18/2022	Morehead St.	W	76-43	5732
11/23/2022	vs Saint Mary's (CA)	L	65-75	2483
11/24/2022	vs Fresno St.	W	67-59	621
11/30/2022	at VCU	L	65-70	7117
12/03/2022	Wofford	W	65-62	5822
12/07/2022	Pittsburgh	W	75-74	5616
12/09/2022	Grambling	L	62-64	5236
12/17/2022	vs NC State	L	66-70	5578
12/22/2022	Alabama A&M	W	70-62	5010

TYRIN LAWRENCE

0 Junior // Guard
6'4" // 200
Monticello, Ga.
Sunrise Christian Acad. (Kan.)
TY-rin

COLIN SMITH

1 Freshman // Forward
6'8" // 215
Dallas, Texas
Compass Prep (Ariz.)

NOAH SHELBY

2 Freshman // Guard
6'3" // 180
McKinney, Texas
Greenhill School

PAUL LEWIS

3 Freshman // Guard
6'2" // 170
Woodbridge, Va.
Bishop O'Connell



JORDAN WRIGHT

4 Senior // G/F
6'6" // 220
Baton Rouge, La.
Dunham School

EZRA MANJON

5 Senior // Guard
6'0" // 170
Antioch, Calif.
UC Davis
mon-YOWN

MYLES STUTE

10 Junior // Forward
6'7" // 215
Washington, D.C.
Gonzaga College HS
STEW-dee

ADRIAN SAMUELS

11 Freshman // Guard
6'5" // 170
Nashville, Tenn.
Univ. School of Nashville

TREY THOMAS

12 Junior // Guard
6'0" // 160
Durham, Ontario, Can.
Crestwood Prep

EMMANUEL ANSONG

20 5th-Yr. Sr. // Forward
6'4" // 195
Bordentown, N.J.
Wisconsin-Green Bay
AN-song

LIAM ROBBINS

21 5th-Yr. Sr. // Forward
7'0" // 250
Davenport, Iowa
Univ. of Minnesota

GRAHAM CALTON

22 Sophomore // Guard
6'6" // 205
Charlotte, N.C.
Charlotte Latin School
CALL-tin

MALIK DIA

23 Freshman // Forward
6'9" // 240
Murfreesboro, Tenn.
Ensworth School
DEE-uh

MILES KEEFFE

25 Freshman // Guard
6'5" // 185
Novato, Calif.
So. California Academy
KEEF

LEE DORT

34 Freshman // Forward
6'10" // 255
McKinney, Texas
Greenhill School

QUENTIN MILLORA-BROWN

42 5th-Yr. Sr. // Forward
6'10" // 245
Lorton, Va.
Rice University
mill-LORE-uh

JERRY STACKHOUSE

Head Coach
4th Season (UNC '99)

MICHAEL CURRY

Associate Head Coach
2nd Season (Georgia Southern '90)

ADAM MAZAREI

Associate Head Coach
4th Season (Redlands '06)
muh-ZAHR-ee (rhymes with Ferrari)

ANDY FOX

Associate Head Coach
4th Season (Cornell [Iowa] '04)