



Fresno St. at Vanderbilt

11/24/22 Anaheim Arena, Anaheim  
2022-23 Men's Basketball

Game Time: 7:00 PM  
Game Duration: 1:58  
Attendance: 621

Officials: Rob Rorke, Mike Nancy, Nate Harris

Fresno St. - 59

Record: 1-5

NO.	Name	F	Min	FG			3P			FT			Rebounds			Fouls		TP	AS	TO	ST	Blocks		+/-
				M-A	M-A	M-A	OR	DR	TOT	PF	FD	OR	DR	TOT	PF	FD	BS					BA		
11	Isaih Moore	F	31:42	5-12	0-3	0-0	3	9	12	5	2	10	1	2	1	1	2	1	1	3	-5			
1	Jemarl Baker Jr.	G	35:24	8-20	1-8	5-6	1	2	3	4	4	22	7	0	0	0	1	0	1	-16				
5	Jordan Campbell	G	31:01	2-9	0-2	0-0	2	3	5	2	2	4	2	3	3	0	2	2	2					
22	Destin Whitaker	G	26:54	2-4	1-3	0-0	0	0	0	2	1	5	0	1	0	0	0	0	-1					
25	Anthony Holland	G	26:36	2-5	2-4	0-0	0	2	2	4	2	6	1	0	0	0	0	0	-8					
23	Leo Colimerio		10:35	0-0	0-0	0-0	0	1	1	2	0	0	0	0	0	1	0	-10						
0	Donavan Yap		18:16	1-7	0-1	0-0	1	2	3	1	1	2	1	0	2	0	2	2						
35	Eduardo Andre		19:32	3-9	0-2	4-6	4	8	12	0	5	10	2	1	0	0	1	-4						
Team							4	3	7			0			3									
<b>Totals</b>				23-66	4-23	9-12	15	30	45	20	17	59	14	10	6	2	9	-8						

Shooting By Period		
1st FG%	11-35	31.4%
3PT%	1-12	8.3%
FT%	3-4	75%
2nd FG%	12-31	38.7%
3PT%	3-11	27.3%
FT%	6-8	75%
GM FG%	23-66	34.8%
3PT%	4-23	17.4%
FT%	9-12	75.0%

Dead Ball Rebounds: 5, 0

Technical Fouls: NONE

Vanderbilt - 67

Record: 3-3

NO.	Name	F	Min	FG			3P			FT			Rebounds			Fouls		TP	AS	TO	ST	Blocks		+/-
				M-A	M-A	M-A	OR	DR	TOT	PF	FD	OR	DR	TOT	PF	FD	BS					BA		
10	Myles Stute	F	29:46	5-9	4-6	2-3	0	5	5	3	2	16	0	1	0	0	0	17						
21	Liam Robbins	C	32:56	7-11	1-3	5-9	1	6	7	4	7	20	1	2	1	8	0	19						
0	Tyrin Lawrence	G	34:58	6-12	2-6	5-6	1	2	3	2	6	19	3	0	1	0	11							
4	Jordan Wright	G	25:34	1-7	0-3	0-0	1	2	3	1	2	2	1	1	1	0	10							
5	Ezra Manjon	G	32:54	1-7	0-1	2-2	2	4	6	2	1	4	6	1	0	0	13							
34	Lee Dort		07:04	1-1	0-0	0-0	2	1	3	2	0	2	0	1	0	-11								
1	Colin Smith		19:28	1-3	1-2	1-2	1	2	3	0	2	4	1	0	0	-5								
23	Malik Dia		07:11	0-2	0-2	0-0	0	2	2	2	0	0	0	1	0	-8								
25	Miles Keeffe		03:30	0-0	0-0	0-0	0	0	0	0	0	0	0	0	0	-6								
20	Emmanuel Ansong		06:39	0-2	0-0	0-0	0	1	1	1	0	0	0	1	0	0								
Team							1	1	2			0			0									
<b>Totals</b>				22-54	8-23	15-22	9	26	35	17	20	67	12	8	3	9	2	8						

Shooting By Period		
1st FG%	13-33	39.4%
3PT%	4-13	30.8%
FT%	1-3	33.3%
2nd FG%	9-21	42.9%
3PT%	4-10	40.0%
FT%	14-19	73.7%
GM FG%	22-54	40.7%
3PT%	8-23	34.8%
FT%	15-22	68.2%

Dead Ball Rebounds: 0, 0

Technical Fouls: NONE

	FRE	VAN
Biggest lead	7 (1 <sup>st</sup> 5:04)	11 (2 <sup>nd</sup> 16:29)
Best Scoring Run	10 (2 <sup>nd</sup> 8:54)	9 (2 <sup>nd</sup> 0:41)
Lead Changes	10	
Times Tied	6	
Time with Lead	14:08	23:18

	FRE	VAN
Points from		
Turnovers	8	14
Paint	28	24
Second Chance	11	7
Fast Breaks	11	10
Bench	12	6

	Period by Period Scoring		
	1st	2nd	TOT
FRE	26	33	59
VAN	31	36	67



**Fresno St. at Vanderbilt**

11/24/22 Anaheim Arena, Anaheim  
2022-23 Men's Basketball

Officials: Rob Rorke, Mike Nancy, Nate Harris

**Period 1**

**Quarter Starters:**

<b>VAN</b>	0 Lawrence T	4 Wright J	5 Manjon E	10 Stute M	21 Robbins L
<b>FRE</b>	1 Baker Jr. J	5 Campbell J	11 Moore I	22 Whitaker D	25 Holland A

Game Time	VAN	Score	Diff	FRE
20:00	21 ROBBINS L jumpball won			11 MOORE I jumpball lost
19:41	21 ROBBINS L 2pt FG in the paint, layup made (2)	<b>2-0</b>	<b>2</b>	
19:23				11 MOORE I 3pt FG , jump shot missed
19:19				5 CAMPBELL J offensive rebound (1)
19:02				25 HOLLAND A 3pt FG second chance, jump shot missed
18:58	21 ROBBINS L defensive rebound (1)			
18:51	21 ROBBINS L 2pt FG outside the paint, jump shot made (4)	<b>4-0</b>	<b>4</b>	
18:51	0 LAWRENCE T assist (1)			
18:28		<b>4-2</b>	<b>2</b>	11 MOORE I 2pt FG outside the paint, jump shot made (2)
18:28				25 HOLLAND A assist (1)
18:09	21 ROBBINS L foul drawn (1)			25 HOLLAND A foul personal (1 - 1)
18:01	21 ROBBINS L 2pt FG in the paint, turnaround jump shot missed			
17:58				25 HOLLAND A defensive rebound (1)
17:42		<b>4-4</b>	<b>0</b>	1 BAKER JR. J 2pt FG outside the paint, pull up jump shot made (2)
17:27	4 WRIGHT J 3pt FG , jump shot missed			
17:21				11 MOORE I defensive rebound (1)
17:15		<b>4-6</b>	<b>-2</b>	1 BAKER JR. J 2pt FG fast break in the paint, driving layup made (4)
16:55	10 STUTE M turnover bad pass (1)			5 CAMPBELL J steal (1)
16:50				1 BAKER JR. J 3pt FG from turnover, jump shot missed
16:46				11 MOORE I offensive rebound (2)
16:46	10 STUTE M foul personal (1 - 1)			11 MOORE I foul drawn (1)
16:44				22 WHITAKER D 3pt FG from turnover second chance, jump shot missed
16:42	4 WRIGHT J defensive rebound (1)			
16:42	4 WRIGHT J foul drawn (1)			25 HOLLAND A foul personal (2 - 2)
16:42				25 HOLLAND A substitution out
16:42				23 COLIMERIO L substitution in
16:28	10 STUTE M 2pt FG outside the paint, jump shot missed			
16:24	5 MANJON E offensive rebound (1)			
16:17	5 MANJON E 2pt FG second chance outside the paint, floating jump shot missed			
16:14				23 COLIMERIO L defensive rebound (1)
16:01	4 WRIGHT J steal (1)			22 WHITAKER D turnover bad pass (1)
15:46	21 ROBBINS L 3pt FG from turnover, jump shot made (7)	<b>7-6</b>	<b>1</b>	
15:46	4 WRIGHT J assist (1)			
15:32				11 MOORE I 3pt FG , jump shot missed
15:29	10 STUTE M defensive rebound (1)			
15:17	4 WRIGHT J 3pt FG , jump shot missed			
15:15	offensive rebound (5)			
15:15	21 ROBBINS L foul drawn (2)			11 MOORE I foul personal (1 - 3)
15:15	Timeout media			
15:15	21 ROBBINS L substitution out			



**Fresno St. at Vanderbilt**

11/24/22 Anaheim Arena, Anaheim  
2022-23 Men's Basketball

**Game Time:** 7:00 PM  
**Game Duration:** 1:58  
**Attendance:** 621

**Officials:** Rob Rorke, Mike Nancy, Nate Harris

Game Time	VAN	Score	Diff	FRE
15:15	34 DORT L substitution in			
15:15				5 CAMPBELL J substitution out
15:15				11 MOORE I substitution out
15:15				0 YAP D substitution in
15:15				35 ANDRE E substitution in
15:04	5 MANJON E 2pt FG second chance in the paint, driving layup missed			
15:00	34 DORT L offensive rebound (1)			
14:59	34 DORT L turnover lost ball (1)			0 YAP D steal (1)
14:35				1 BAKER JR. J 3pt FG from turnover, jump shot missed
14:32	34 DORT L defensive rebound (2)			
14:16	4 WRIGHT J 3pt FG , jump shot missed			
14:12				35 ANDRE E defensive rebound (1)
13:58		<b>7-8</b>	<b>-1</b>	1 BAKER JR. J 2pt FG in the paint, floating jump shot made (6)
13:58				35 ANDRE E assist (1)
13:40	0 LAWRENCE T 2pt FG outside the paint, pull up jump shot missed			
13:36				35 ANDRE E defensive rebound (2)
13:29				0 YAP D 2pt FG in the paint, floating jump shot missed
13:26				0 YAP D offensive rebound (1)
13:10		<b>7-10</b>	<b>-3</b>	1 BAKER JR. J 2pt FG second chance in the paint, layup made (8)
13:10				35 ANDRE E assist (2)
12:54	10 STUTE M 3pt FG , jump shot missed			
12:49	34 DORT L offensive rebound (3)			
12:49	34 DORT L 2pt FG second chance in the paint, layup made (2)	<b>9-10</b>	<b>-1</b>	
12:37				35 ANDRE E 2pt FG in the paint, layup missed
12:32	10 STUTE M defensive rebound (2)			
12:17	0 LAWRENCE T 3pt FG , jump shot made (3)	<b>12-10</b>	<b>2</b>	
12:17	5 MANJON E assist (1)			
11:56	34 DORT L foul personal (1 - 2)			35 ANDRE E foul drawn (1)
11:56	Timeout media			
11:56	4 WRIGHT J substitution out			
11:56	10 STUTE M substitution out			
11:56	1 SMITH C substitution in			
11:56	23 DIA M substitution in			
11:56				1 BAKER JR. J substitution out
11:56				23 COLIMERIO L substitution out
11:56				35 ANDRE E substitution out
11:56				5 CAMPBELL J substitution in
11:56				11 MOORE I substitution in
11:56				25 HOLLAND A substitution in
11:47				0 YAP D 2pt FG in the paint, layup blocked
11:47	34 DORT L block (1)			
11:47				offensive rebound (9)
11:37				11 MOORE I 3pt FG second chance, jump shot missed
11:34	5 MANJON E defensive rebound (2)			
11:25	5 MANJON E foul offensive (1 - 3)			5 CAMPBELL J foul drawn (1)
11:25	5 MANJON E turnover offensive (1)			
11:05		<b>12-12</b>	<b>0</b>	0 YAP D 2pt FG from turnover in the paint, layup made (2)



**Fresno St. at Vanderbilt**

11/24/22 Anaheim Arena, Anaheim  
2022-23 Men's Basketball

**Game Time:** 7:00 PM  
**Game Duration:** 1:58  
**Attendance:** 621

**Officials:** Rob Rorke, Mike Nancy, Nate Harris

Game Time	VAN	Score	Diff	FRE
11:05				11 MOORE I assist (1)
10:51	5 MANJON E 3pt FG , jump shot missed			
10:50				defensive rebound (10)
10:50	34 DORT L foul personal (2 - 4)			11 MOORE I foul drawn (2)
10:50	0 LAWRENCE T substitution out			
10:50	5 MANJON E substitution out			
10:50	34 DORT L substitution out			
10:50	4 WRIGHT J substitution in			
10:50	21 ROBBINS L substitution in			
10:50	25 KEEFFE M substitution in			
10:40		<b>12-14</b>	<b>-2</b>	5 CAMPBELL J 2pt FG outside the paint, floating jump shot made (2)
10:21	21 ROBBINS L 3pt FG , jump shot missed			
10:18	1 SMITH C offensive rebound (1)			
10:12	4 WRIGHT J 2pt FG second chance in the paint, layup missed			
10:12				5 CAMPBELL J defensive rebound (2)
10:12	23 DIA M foul personal (1 - 5)			5 CAMPBELL J foul drawn (2)
10:12				25 HOLLAND A substitution out
10:12				35 ANDRE E substitution in
09:53		<b>12-16</b>	<b>-4</b>	35 ANDRE E 2pt FG in the paint, alleyoop made (2)
09:53				5 CAMPBELL J assist (1)
09:29	21 ROBBINS L 2pt FG in the paint, layup missed			
09:27				11 MOORE I defensive rebound (3)
09:24				11 MOORE I 2pt FG in the paint, dunk, missed
09:21	4 WRIGHT J defensive rebound (2)			
09:17	23 DIA M foul personal (2 - 6)			22 WHITAKER D foul drawn (1)
09:07				5 CAMPBELL J 2pt FG outside the paint, floating jump shot missed
09:04	23 DIA M defensive rebound (1)			
09:00	23 DIA M turnover bad pass (1)			5 CAMPBELL J steal (2)
08:57		<b>12-18</b>	<b>-6</b>	11 MOORE I 2pt FG fast break from turnover in the paint, dunk, made (4)
08:57				5 CAMPBELL J assist (2)
08:47	4 WRIGHT J 2pt FG outside the paint, jump shot missed			
08:42				11 MOORE I defensive rebound (4)
08:15				5 CAMPBELL J 3pt FG , jump shot missed
08:11	1 SMITH C defensive rebound (2)			
07:56	23 DIA M 3pt FG , jump shot missed			
07:50				5 CAMPBELL J defensive rebound (3)
07:22				35 ANDRE E 2pt FG in the paint, layup blocked
07:22	21 ROBBINS L block (1)			
07:20				offensive dead ball rebound (1)
07:20				turnover shot clock (2)
07:20	Timeout media			
07:20	23 DIA M substitution out			
07:20	25 KEEFFE M substitution out			
07:20	10 STUTE M substitution in			
07:20	20 ANSONG E substitution in			
07:20				5 CAMPBELL J substitution out
07:20				22 WHITAKER D substitution out



**Fresno St. at Vanderbilt**

11/24/22 Anaheim Arena, Anaheim  
2022-23 Men's Basketball

**Game Time:** 7:00 PM  
**Game Duration:** 1:58  
**Attendance:** 621

**Officials:** Rob Rorke, Mike Nancy, Nate Harris

Game Time	VAN	Score	Diff	FRE
07:20				1 BAKER JR. J substitution in
07:20				23 COLIMERIO L substitution in
07:06	21 ROBBINS L 2pt FG from turnover in the paint, jump shot made (9)	<b>14-18</b>	<b>-4</b>	
06:40	21 ROBBINS L foul shooting (1 - 7)			35 ANDRE E foul drawn (2)
06:40		<b>14-19</b>	<b>-5</b>	35 ANDRE E free throw 1 - 2 made (3)
06:40				35 ANDRE E free throw 2 - 2 missed
06:40	20 ANSONG E defensive rebound (1)			
06:24	10 STUTE M 2pt FG in the paint, layup made (2)	<b>16-19</b>	<b>-3</b>	
06:22	10 STUTE M foul drawn (1)			23 COLIMERIO L foul shooting (1 - 4)
06:22				0 YAP D substitution out
06:22				5 CAMPBELL J substitution in
06:22	10 STUTE M free throw 1 - 1 missed			
06:21				11 MOORE I defensive rebound (5)
05:55				11 MOORE I 2pt FG in the paint, layup blocked
05:55	21 ROBBINS L block (2)			
05:55				offensive rebound (16)
05:52				5 CAMPBELL J 3pt FG second chance, jump shot missed
05:50				5 CAMPBELL J offensive rebound (4)
05:48	jump ball situation			
05:48	1 SMITH C substitution out			
05:48	0 LAWRENCE T substitution in			
05:46		<b>16-21</b>	<b>-5</b>	35 ANDRE E 2pt FG second chance in the paint, layup made (5)
05:46				1 BAKER JR. J assist (1)
05:25	20 ANSONG E 2pt FG in the paint, layup missed			
05:22				35 ANDRE E defensive rebound (3)
05:17				23 COLIMERIO L substitution out
05:17				25 HOLLAND A substitution in
05:14				35 ANDRE E 3pt FG , jump shot missed
05:10				1 BAKER JR. J offensive rebound (1)
05:04	20 ANSONG E foul personal (1 - 8)			1 BAKER JR. J foul drawn (1)
05:04		<b>16-22</b>	<b>-6</b>	1 BAKER JR. J 1&1 free throw 1 made (9)
05:04		<b>16-23</b>	<b>-7</b>	1 BAKER JR. J 1&1 free throw 2 made (10)
04:49	4 WRIGHT J 2pt FG in the paint, layup made (2)	<b>18-23</b>	<b>-5</b>	
04:34				35 ANDRE E 2pt FG in the paint, layup missed
04:31	0 LAWRENCE T defensive rebound (1)			
04:29	0 LAWRENCE T foul drawn (1)			5 CAMPBELL J foul personal (1 - 5)
04:16	0 LAWRENCE T 3pt FG , jump shot missed			
04:11				25 HOLLAND A defensive rebound (2)
03:57				11 MOORE I 2pt FG in the paint, layup blocked
03:57	21 ROBBINS L block (3)			
03:51				35 ANDRE E offensive rebound (4)
03:44				1 BAKER JR. J 2pt FG second chance outside the paint, jump shot missed
03:44				offensive dead ball rebound (2)
03:44				turnover shot clock (3)
03:44	Timeout media			
03:44	20 ANSONG E substitution out			
03:44	5 MANJON E substitution in			



**Fresno St. at Vanderbilt**

11/24/22 Anaheim Arena, Anaheim  
2022-23 Men's Basketball

**Game Time:** 7:00 PM  
**Game Duration:** 1:58  
**Attendance:** 621

**Officials:** Rob Rorke, Mike Nancy, Nate Harris

Game Time	VAN	Score	Diff	FRE
03:20	10 STUTE M 3pt FG from turnover, jump shot made (5)	<b>21-23</b>	<b>-2</b>	
03:20	0 LAWRENCE T assist (2)			
02:56				1 BAKER JR. J 3pt FG , jump shot missed
02:51				11 MOORE I offensive rebound (6)
02:45	0 LAWRENCE T steal (1)			5 CAMPBELL J turnover bad pass (1)
02:41	0 LAWRENCE T 2pt FG fast break from turnover in the paint, driving layup made (5)	<b>23-23</b>	<b>0</b>	
02:41				Timeout 30 Sec
02:41				5 CAMPBELL J substitution out
02:41				35 ANDRE E substitution out
02:41				0 YAP D substitution in
02:41				23 COLIMERIO L substitution in
02:27		<b>23-26</b>	<b>-3</b>	25 HOLLAND A 3pt FG , jump shot made (3)
02:27				1 BAKER JR. J assist (2)
02:03	0 LAWRENCE T foul drawn (2)			23 COLIMERIO L foul personal (2 - 6)
01:50	4 WRIGHT J 2pt FG in the paint, layup blocked			
01:50				23 COLIMERIO L block (1)
01:44	4 WRIGHT J offensive rebound (3)			
01:41	0 LAWRENCE T 2pt FG second chance in the paint, floating jump shot missed			
01:37				1 BAKER JR. J defensive rebound (2)
01:27				0 YAP D 2pt FG in the paint, floating jump shot missed
01:22	5 MANJON E defensive rebound (3)			
01:10	10 STUTE M 3pt FG , jump shot made (8)	<b>26-26</b>	<b>0</b>	
01:10	5 MANJON E assist (2)			
00:45				0 YAP D 2pt FG in the paint, driving layup missed
00:43	5 MANJON E defensive rebound (4)			
00:40	0 LAWRENCE T 2pt FG fast break in the paint, driving layup made (7)	<b>28-26</b>	<b>2</b>	
00:40	5 MANJON E assist (3)			
00:34				0 YAP D substitution out
00:34				11 MOORE I substitution out
00:34				23 COLIMERIO L substitution out
00:34				5 CAMPBELL J substitution in
00:34				22 WHITAKER D substitution in
00:34				35 ANDRE E substitution in
00:18				1 BAKER JR. J 2pt FG in the paint, layup blocked
00:18	21 ROBBINS L block (4)			
00:12	10 STUTE M defensive rebound (3)			
00:06	0 LAWRENCE T foul drawn (3)			22 WHITAKER D foul personal (1 - 7)
00:06	0 LAWRENCE T 1&1 free throw 1 made (8)	<b>29-26</b>	<b>3</b>	
00:06	0 LAWRENCE T 1&1 free throw 2 missed			
00:05	0 LAWRENCE T offensive rebound (2)			
00:03	0 LAWRENCE T 3pt FG second chance, jump shot missed			
00:00	21 ROBBINS L offensive rebound (2)			
00:00	21 ROBBINS L 2pt FG second chance in the paint, layup made (11)	<b>31-26</b>	<b>5</b>	
<b>END OF PERIOD</b>				
<b>VAN 31-26 FRE</b>				



Fresno St. at Vanderbilt

11/24/22 Anaheim Arena, Anaheim  
2022-23 Men's Basketball

Game Time: 7:00 PM  
Game Duration: 1:58  
Attendance: 621

Officials: Rob Rorke, Mike Nancy, Nate Harris

Fresno St. - 26

NO.	Name	Min	FG			Rebounds			Fouls		TP	AS	TO	ST	Blocks		+/-
			M-A	3P	FT	OR	DR	TOT	PF	FD					BS	BA	
11	Isaih Moore	F 16:07	2-8	0-3	0-0	2	4	6	1	2	4	1	0	0	0	2	-1
1	Jemarl Baker Jr.	G 15:24	4-9	0-3	2-2	1	1	2	0	1	10	2	0	0	0	1	-13
5	Jordan Campbell	G 13:36	1-4	0-2	0-0	2	2	4	1	2	2	2	1	2	0	0	1
22	Destin Whitaker	G 13:14	0-1	0-1	0-0	0	0	0	1	1	0	0	1	0	0	0	3
25	Anthony Holland	G 10:19	1-2	1-2	0-0	0	2	2	2	0	3	1	0	0	0	0	-4
23	Leo Colimerio	08:56	0-0	0-0	0-0	0	1	1	2	0	0	0	0	0	1	0	-7
0	Donavan Yap	11:00	1-5	0-0	0-0	1	0	1	0	0	2	0	0	1	0	1	2
35	Eduardo Andre	11:24	2-6	0-1	1-2	1	3	4	0	2	5	2	0	0	0	1	-6
Team						2	1	3			0			2			
<b>Totals</b>			11-35	1-12	3-4	9	14	23	7	8	26	8	4	3	1	5	-5

Shooting By Period		
1st FG%	11-35	31.4%
3PT%	1-12	8.3%
FT%	3-4	75%
GM FG%	11-35	31.4%
3PT%	1-12	8.3%
FT%	3-4	75.0%

Dead Ball Rebounds: 2, 0

Technical Fouls::NONE

Vanderbilt - 31

NO.	Name	Min	FG			Rebounds			Fouls		TP	AS	TO	ST	Blocks		+/-
			M-A	3P	FT	OR	DR	TOT	PF	FD					BS	BA	
10	Myles Stute	F 15:24	3-5	2-3	0-1	0	3	3	1	1	8	0	1	0	0	0	13
21	Liam Robbins	C 15:35	5-8	1-2	0-0	1	1	2	1	2	11	0	0	0	4	0	6
0	Tyrin Lawrence	G 14:58	3-7	1-3	1-2	1	1	2	0	3	8	2	0	1	0	0	8
4	Jordan Wright	G 18:54	1-7	0-3	0-0	1	2	3	0	1	2	1	0	1	0	1	7
5	Ezra Manjon	G 12:54	0-3	0-1	0-0	1	3	4	1	0	0	3	1	0	0	0	10
34	Lee Dort	04:25	1-1	0-0	0-0	2	1	3	2	0	2	0	1	0	1	0	-1
1	Colin Smith	06:08	0-0	0-0	0-0	1	1	2	0	0	0	0	0	0	0	0	-5
23	Malik Dia	04:36	0-1	0-1	0-0	0	1	1	2	0	0	0	1	0	0	0	-8
25	Miles Keeffe	03:30	0-0	0-0	0-0	0	0	0	0	0	0	0	0	0	0	0	-6
20	Emmanuel Ansong	03:36	0-1	0-0	0-0	0	1	1	1	0	0	0	0	0	0	0	1
Team						1	0	1			0			0			
<b>Totals</b>			13-33	4-13	1-3	8	14	22	8	7	31	6	4	2	5	1	5

Shooting By Period		
1st FG%	13-33	39.4%
3PT%	4-13	30.8%
FT%	1-3	33.3%
GM FG%	13-33	39.4%
3PT%	4-13	30.8%
FT%	1-3	33.3%

Dead Ball Rebounds: 0, 0

Technical Fouls::NONE

	FRE	VAN
Biggest lead	7 (1 <sup>st</sup> 5:04)	5 (1 <sup>st</sup> 0:00)
Best Scoring Run	8 (1 <sup>st</sup> 8:57)	8 (1 <sup>st</sup> 0:00)
Lead Changes	6	
Times Tied	4	
Time with Lead	12:26	05:40

Points from	FRE	VAN
Turnovers	4	10
Paint	14	16
Second Chance	6	4
Fast Breaks	4	4
Bench	7	2

	Period by Period Scoring		
	1st	2nd	TOT
FRE	26	33	59
VAN	31	36	67



**Fresno St. at Vanderbilt**

11/24/22 Anaheim Arena, Anaheim  
2022-23 Men's Basketball

**Game Time:** 7:00 PM  
**Game Duration:** 1:58  
**Attendance:** 621

**Officials:** Rob Rorke, Mike Nancy, Nate Harris

**Period 2**

**Quarter Starters:**

<b>VAN</b>	0 Lawrence T	4 Wright J	5 Manjon E	10 Stute M	21 Robbins L
<b>FRE</b>	1 Baker Jr. J	5 Campbell J	11 Moore I	22 Whitaker D	25 Holland A

Game Time	VAN	Score	Diff	FRE
20:00				35 ANDRE E substitution out
20:00				11 MOORE I substitution in
19:44	4 WRIGHT J turnover bad pass (1)			5 CAMPBELL J steal (3)
19:22		<b>31-28</b>	<b>3</b>	1 BAKER JR. J 2pt FG from turnover in the paint, jump shot made (12)
18:52	21 ROBBINS L 2pt FG in the paint, step back jump shot made (13)	<b>33-28</b>	<b>5</b>	
18:39		<b>33-30</b>	<b>3</b>	5 CAMPBELL J 2pt FG in the paint, driving layup made (4)
18:27	0 LAWRENCE T foul drawn (4)			1 BAKER JR. J foul shooting (1 - 1)
18:27	0 LAWRENCE T free throw 1 - 2 made (9)	<b>34-30</b>	<b>4</b>	
18:27	4 WRIGHT J substitution out			
18:27	1 SMITH C substitution in			
18:27	0 LAWRENCE T free throw 2 - 2 made (10)	<b>35-30</b>	<b>5</b>	
18:07				5 CAMPBELL J 2pt FG in the paint, driving layup blocked
18:07	21 ROBBINS L block (5)			
18:02	5 MANJON E defensive rebound (5)			
17:59	5 MANJON E foul drawn (1)			1 BAKER JR. J foul shooting (2 - 2)
17:59	5 MANJON E free throw fast break 1 - 2 made (1)	<b>36-30</b>	<b>6</b>	
17:59	5 MANJON E free throw fast break 2 - 2 made (2)	<b>37-30</b>	<b>7</b>	
17:41		<b>37-32</b>	<b>5</b>	11 MOORE I 2pt FG in the paint, alleyoop made (6)
17:41				1 BAKER JR. J assist (3)
17:23	5 MANJON E 2pt FG in the paint, driving layup blocked			
17:23				11 MOORE I block (1)
17:18	5 MANJON E offensive rebound (6)			
17:18				5 CAMPBELL J substitution out
17:18				0 YAP D substitution in
17:17	10 STUTE M 3pt FG second chance, jump shot made (11)	<b>40-32</b>	<b>8</b>	
17:17	1 SMITH C assist (1)			
17:08	10 STUTE M foul personal (2 - 1)			1 BAKER JR. J foul drawn (2)
17:05	10 STUTE M foul shooting (3 - 2)			1 BAKER JR. J foul drawn (3)
17:05				1 BAKER JR. J free throw 1 - 2 missed
17:05				offensive dead ball rebound (3)
17:05	10 STUTE M substitution out			
17:05	20 ANSONG E substitution in			
17:05		<b>40-33</b>	<b>7</b>	1 BAKER JR. J free throw 2 - 2 made (13)
16:59	0 LAWRENCE T foul drawn (5)			0 YAP D foul personal (1 - 3)
16:53	21 ROBBINS L foul drawn (3)			25 HOLLAND A foul shooting (3 - 4)
16:53	21 ROBBINS L free throw 1 - 2 made (14)	<b>41-33</b>	<b>8</b>	
16:53				25 HOLLAND A substitution out
16:53				35 ANDRE E substitution in
16:53	21 ROBBINS L free throw 2 - 2 missed			
16:52				11 MOORE I defensive rebound (7)
16:41				22 WHITAKER D 3pt FG , jump shot missed
16:37	21 ROBBINS L defensive rebound (3)			





**Fresno St. at Vanderbilt**

11/24/22 Anaheim Arena, Anaheim  
2022-23 Men's Basketball

**Game Time:** 7:00 PM  
**Game Duration:** 1:58  
**Attendance:** 621

**Officials:** Rob Rorke, Mike Nancy, Nate Harris

Game Time	VAN	Score	Diff	FRE
16:29	1 SMITH C 3pt FG , jump shot made (3)	<b>44-33</b>	<b>11</b>	
16:29	5 MANJON E assist (4)			
16:10				35 ANDRE E 2pt FG in the paint, dunk, missed
16:08				35 ANDRE E offensive rebound (5)
16:08	21 ROBBINS L foul shooting (2 - 3)			35 ANDRE E foul drawn (3)
16:08				35 ANDRE E free throw 1 - 2 missed
16:08				offensive dead ball rebound (4)
16:08				22 WHITAKER D substitution out
16:08				5 CAMPBELL J substitution in
16:08		<b>44-34</b>	<b>10</b>	35 ANDRE E free throw 2 - 2 made (6)
15:49	1 SMITH C 3pt FG , jump shot missed			
15:46				0 YAP D defensive rebound (2)
15:41				35 ANDRE E turnover bad pass (1)
15:41	Timeout media			
15:11	1 SMITH C 2pt FG from turnover in the paint, floating jump shot missed			
15:09				35 ANDRE E defensive rebound (6)
15:04		<b>44-37</b>	<b>7</b>	1 BAKER JR. J 3pt FG fast break, jump shot made (16)
15:04				0 YAP D assist (1)
14:41	20 ANSONG E 2pt FG in the paint, layup missed			
14:39				11 MOORE I defensive rebound (8)
14:34				1 BAKER JR. J 3pt FG , jump shot missed
14:30	1 SMITH C defensive rebound (3)			
14:06	20 ANSONG E turnover bad pass (1)			11 MOORE I steal (1)
14:02	1 SMITH C foul drawn (1)			11 MOORE I foul offensive (2 - 5)
14:02				11 MOORE I turnover offensive (1)
14:02	20 ANSONG E substitution out			
14:02	23 DIA M substitution in			
13:45	21 ROBBINS L turnover bad pass (1)			0 YAP D steal (2)
13:37				1 BAKER JR. J 3pt FG from turnover, jump shot missed
13:35				offensive rebound (29)
13:35	5 MANJON E foul personal (2 - 4)			0 YAP D foul drawn (1)
13:29		<b>44-39</b>	<b>5</b>	1 BAKER JR. J 2pt FG from turnover second chance outside the paint, jump shot made (18)
13:13	21 ROBBINS L 2pt FG in the paint, dunk, made (16)	<b>46-39</b>	<b>7</b>	
13:13	0 LAWRENCE T assist (3)			
13:10				Timeout 30 Sec
13:10	Timeout media			
13:10				11 MOORE I substitution out
13:10				25 HOLLAND A substitution in
12:43				0 YAP D 3pt FG , jump shot missed
12:38	21 ROBBINS L defensive rebound (4)			
12:26	23 DIA M 3pt FG , jump shot missed			
12:22				35 ANDRE E defensive rebound (7)
12:13				0 YAP D 2pt FG in the paint, layup blocked
12:13	21 ROBBINS L block (6)			
12:07				35 ANDRE E offensive rebound (8)
12:01				35 ANDRE E 3pt FG second chance, jump shot missed
11:57	23 DIA M defensive rebound (2)			
11:30	0 LAWRENCE T 3pt FG , jump shot missed			



## Fresno St. at Vanderbilt

11/24/22 Anaheim Arena, Anaheim  
2022-23 Men's Basketball

Game Time: 7:00 PM

Game Duration: 1:58

Attendance: 621

Officials: Rob Rorke, Mike Nancy, Nate Harris

Game Time	VAN	Score	Diff	FRE
11:27				35 ANDRE E defensive rebound (9)
11:27	21 ROBBINS L foul personal (3 - 5)			35 ANDRE E foul drawn (4)
11:27	Timeout media			
11:27	21 ROBBINS L substitution out			
11:27	23 DIA M substitution out			
11:27	10 STUTE M substitution in			
11:27	34 DORT L substitution in			
11:27				0 YAP D substitution out
11:27				35 ANDRE E substitution out
11:27				11 MOORE I substitution in
11:27				22 WHITAKER D substitution in
11:10		46-42	4	25 HOLLAND A 3pt FG , jump shot made (6)
11:10				1 BAKER JR. J assist (4)
10:41	0 LAWRENCE T 3pt FG , jump shot missed			
10:38				defensive rebound (33)
10:26	0 LAWRENCE T foul personal (1 - 6)			25 HOLLAND A foul drawn (1)
10:09		46-44	2	1 BAKER JR. J 2pt FG outside the paint, jump shot made (20)
09:45	10 STUTE M 2pt FG in the paint, floating jump shot missed			
09:43				defensive rebound (34)
09:23		46-47	-1	22 WHITAKER D 3pt FG , jump shot made (3)
09:23				1 BAKER JR. J assist (5)
09:02	5 MANJON E 2pt FG in the paint, jump shot missed			
08:59				11 MOORE I defensive rebound (9)
08:54		46-49	-3	11 MOORE I 2pt FG fast break in the paint, driving layup made (8)
08:54				1 BAKER JR. J assist (6)
08:48	Timeout 30 Sec			
08:48	1 SMITH C substitution out			
08:48	34 DORT L substitution out			
08:48	4 WRIGHT J substitution in			
08:48	21 ROBBINS L substitution in			
08:37	4 WRIGHT J foul drawn (2)			22 WHITAKER D foul personal (2 - 6)
08:29	5 MANJON E 2pt FG outside the paint, jump shot made (4)	48-49	-1	
08:16	4 WRIGHT J foul personal (1 - 7)			1 BAKER JR. J foul drawn (4)
08:16		48-50	-2	1 BAKER JR. J 1&1 free throw 1 made (21)
08:16		48-51	-3	1 BAKER JR. J 1&1 free throw 2 made (22)
08:01	10 STUTE M 3pt FG , jump shot made (14)	51-51	0	
08:01	5 MANJON E assist (5)			
07:33	21 ROBBINS L steal (1)			5 CAMPBELL J turnover bad pass (2)
07:21	0 LAWRENCE T 3pt FG from turnover, jump shot made (13)	54-51	3	
07:21	5 MANJON E assist (6)			
06:59	jump ball situation			
06:59	Timeout media			
06:53		54-53	1	11 MOORE I 2pt FG in the paint, alleyoop made (10)
06:53				1 BAKER JR. J assist (7)
06:35	0 LAWRENCE T foul drawn (6)			1 BAKER JR. J foul personal (3 - 7)
06:35	0 LAWRENCE T 1&1 free throw 1 made (14)	55-53	2	
06:35	0 LAWRENCE T 1&1 free throw 2 made (15)	56-53	3	
06:22				11 MOORE I 2pt FG in the paint, dunk, blocked



**Fresno St. at Vanderbilt**

11/24/22 Anaheim Arena, Anaheim  
2022-23 Men's Basketball

**Game Time:** 7:00 PM  
**Game Duration:** 1:58  
**Attendance:** 621

**Officials:** Rob Rorke, Mike Nancy, Nate Harris

Game Time	VAN	Score	Diff	FRE
06:22	21 ROBBINS L block (7)			
06:18	21 ROBBINS L defensive rebound (5)			
06:09	21 ROBBINS L foul drawn (4)			5 CAMPBELL J foul personal (2 - 8)
06:09	21 ROBBINS L 1&1 free throw 1 missed			
06:08				11 MOORE I defensive rebound (10)
05:47				5 CAMPBELL J 2pt FG in the paint, layup missed
05:46				offensive rebound (37)
05:39				1 BAKER JR. J 3pt FG second chance, jump shot missed
05:38				offensive dead ball rebound (5)
05:38				turnover shot clock (8)
05:24	10 STUTE M 3pt FG from turnover, jump shot missed			
05:20				5 CAMPBELL J defensive rebound (5)
05:15				5 CAMPBELL J 2pt FG in the paint, hook shot missed
05:13				11 MOORE I offensive rebound (11)
05:06				11 MOORE I turnover bad pass (2)
05:06				5 CAMPBELL J substitution out
05:06				11 MOORE I substitution out
05:06				0 YAP D substitution in
05:06				35 ANDRE E substitution in
04:53	5 MANJON E 2pt FG from turnover outside the paint, jump shot missed			
04:48				0 YAP D defensive rebound (3)
04:28				1 BAKER JR. J 2pt FG in the paint, layup missed
04:23				35 ANDRE E offensive rebound (10)
04:23		<b>56-55</b>	<b>1</b>	35 ANDRE E 2pt FG second chance in the paint, layup made (8)
03:58	21 ROBBINS L 3pt FG , jump shot missed			
03:54				35 ANDRE E defensive rebound (11)
03:41				Timeout 30 Sec
03:41	Timeout media			
03:41	4 WRIGHT J substitution out			
03:41	1 SMITH C substitution in			
03:41				0 YAP D substitution out
03:41				22 WHITAKER D substitution out
03:41				5 CAMPBELL J substitution in
03:41				23 COLIMERIO L substitution in
03:32	0 LAWRENCE T foul shooting (2 - 8)			35 ANDRE E foul drawn (5)
03:32		<b>56-56</b>	<b>0</b>	35 ANDRE E free throw 1 - 2 made (9)
03:32		<b>56-57</b>	<b>-1</b>	35 ANDRE E free throw 2 - 2 made (10)
03:12	0 LAWRENCE T 2pt FG in the paint, driving layup made (17)	<b>58-57</b>	<b>1</b>	
02:50				5 CAMPBELL J 2pt FG in the paint, layup blocked
02:50	21 ROBBINS L block (8)			
02:50	defensive rebound (30)			
02:50				35 ANDRE E substitution out
02:50				11 MOORE I substitution in
02:35	0 LAWRENCE T 2pt FG in the paint, layup made (19)	<b>60-57</b>	<b>3</b>	
02:35	21 ROBBINS L assist (1)			
02:20				1 BAKER JR. J 2pt FG outside the paint, jump shot missed
02:16	21 ROBBINS L defensive rebound (6)			
02:02	21 ROBBINS L foul drawn (5)			11 MOORE I foul personal (3 - 9)



**Fresno St. at Vanderbilt**

11/24/22 Anaheim Arena, Anaheim  
2022-23 Men's Basketball

**Game Time:** 7:00 PM  
**Game Duration:** 1:58  
**Attendance:** 621

**Officials:** Rob Rorke, Mike Nancy, Nate Harris

Game Time	VAN	Score	Diff	FRE
02:02	21 ROBBINS L 1&1 free throw 1 made (17)	<b>61-57</b>	<b>4</b>	
02:02				23 COLIMERIO L substitution out
02:02				22 WHITAKER D substitution in
02:02	21 ROBBINS L 1&1 free throw 2 made (18)	<b>62-57</b>	<b>5</b>	
01:41				25 HOLLAND A 3pt FG , jump shot missed
01:37	0 LAWRENCE T defensive rebound (3)			
01:24	21 ROBBINS L foul offensive (4 - 9)			25 HOLLAND A foul drawn (2)
01:24	21 ROBBINS L turnover offensive (2)			
01:10				5 CAMPBELL J turnover bad pass (3)
00:53	1 SMITH C foul drawn (2)			1 BAKER JR. J foul personal (4 - 10)
00:53	1 SMITH C free throw 1 - 2 made (4)	<b>63-57</b>	<b>6</b>	
00:53	1 SMITH C free throw 2 - 2 missed			
00:53				11 MOORE I defensive rebound (12)
00:43				1 BAKER JR. J 3pt FG , jump shot missed
00:41	10 STUTE M defensive rebound (4)			
00:41	10 STUTE M foul drawn (2)			25 HOLLAND A foul personal (4 - 11)
00:41	10 STUTE M free throw fast break 1 - 2 made (15)	<b>64-57</b>	<b>7</b>	
00:41	10 STUTE M free throw fast break 2 - 2 made (16)	<b>65-57</b>	<b>8</b>	
00:34		<b>65-59</b>	<b>6</b>	22 WHITAKER D 2pt FG fast break in the paint, layup made (5)
00:34	21 ROBBINS L foul drawn (6)			11 MOORE I foul personal (4 - 12)
00:34	21 ROBBINS L free throw fast break 1 - 2 made (19)	<b>66-59</b>	<b>7</b>	
00:33	21 ROBBINS L free throw fast break 2 - 2 missed			
00:32				1 BAKER JR. J defensive rebound (3)
00:26				25 HOLLAND A 2pt FG outside the paint, jump shot missed
00:26	21 ROBBINS L defensive rebound (7)			
00:26	21 ROBBINS L foul drawn (7)			11 MOORE I foul personal (5 - 13)
00:26				11 MOORE I substitution out
00:26				35 ANDRE E substitution in
00:26	21 ROBBINS L free throw fast break 1 - 2 made (20)	<b>67-59</b>	<b>8</b>	
00:26	21 ROBBINS L free throw fast break 2 - 2 missed			
00:25				35 ANDRE E defensive rebound (12)
00:12				1 BAKER JR. J 2pt FG outside the paint, jump shot missed
00:08	10 STUTE M defensive rebound (5)			
<b>END OF GAME</b>				
<b>VAN 67-59 FRE</b>				



**Fresno St. at Vanderbilt**

11/24/22 Anaheim Arena, Anaheim  
2022-23 Men's Basketball

Game Time: 7:00 PM  
Game Duration: 1:58  
Attendance: 621

Officials: Rob Rorke, Mike Nancy, Nate Harris

**Fresno St. - 33**

NO.	Name	F	Min	FG	3P	FT	Rebounds			Fouls		TP	AS	TO	ST	Blocks		+/-
				M-A	M-A	M-A	OR	DR	TOT	PF	FD					BS	BA	
11	Isaih Moore	F	15:35	3-4	0-0	0-0	1	5	6	4	0	6	0	2	1	1	1	-4
1	Jemarl Baker Jr.	G	20:00	4-11	1-5	3-4	0	1	1	4	3	12	5	0	0	0	0	-3
5	Jordan Campbell	G	17:25	1-5	0-0	0-0	0	1	1	1	0	2	0	2	1	0	2	1
22	Destin Whitaker	G	13:40	2-3	1-2	0-0	0	0	0	1	0	5	0	0	0	0	0	-4
25	Anthony Holland	G	16:17	1-3	1-2	0-0	0	0	0	2	2	3	0	0	0	0	0	-4
0	Donavan Yap		07:16	0-2	0-1	0-0	0	2	2	1	1	0	1	0	1	0	1	0
35	Eduardo Andre		08:08	1-3	0-1	3-4	3	5	8	0	3	5	0	1	0	0	0	2
23	Leo Colimerio		01:39	0-0	0-0	0-0	0	0	0	0	0	0	0	0	0	0	0	-3
Team							2	2	4			0		1				
<b>Totals</b>				12-31	3-11	6-8	6	16	22	13	9	33	6	6	3	1	4	-3

Shooting By Period		
2 <sup>nd</sup> FG%	12-31	38.7%
3PT%	3-11	27.3%
FT%	6-8	75%
GM FG%	12-31	38.7%
3PT%	3-11	27.3%
FT%	6-8	75.0%

Dead Ball Rebounds: 3, 0

Technical Fouls::NONE

**Vanderbilt - 36**

NO.	Name	F	Min	FG	3P	FT	Rebounds			Fouls		TP	AS	TO	ST	Blocks		+/-
				M-A	M-A	M-A	OR	DR	TOT	PF	FD					BS	BA	
10	Myles Stute	F	14:22	2-4	2-3	2-2	0	2	2	2	1	8	0	0	0	0	0	4
21	Liam Robbins	C	17:21	2-3	0-1	5-9	0	5	5	3	5	9	1	2	1	4	0	13
0	Tyrin Lawrence	G	20:00	3-5	1-3	4-4	0	1	1	2	3	11	1	0	0	0	0	3
4	Jordan Wright	G	06:40	0-0	0-0	0-0	0	0	0	1	1	0	0	1	0	0	0	3
5	Ezra Manjon	G	20:00	1-4	0-0	2-2	1	1	2	1	1	4	3	0	0	0	1	3
1	Colin Smith		13:20	1-3	1-2	1-2	0	1	1	0	2	4	1	0	0	0	0	0
20	Emmanuel Ansong		03:03	0-1	0-0	0-0	0	0	0	0	0	0	0	1	0	0	0	-1
23	Malik Dia		02:35	0-1	0-1	0-0	0	1	1	0	0	0	0	0	0	0	0	0
34	Lee Dort		02:39	0-0	0-0	0-0	0	0	0	0	0	0	0	0	0	0	0	-10
Team							0	1	1			0		0				
<b>Totals</b>				9-21	4-10	14-19	1	12	13	9	13	36	6	4	1	4	1	3

Shooting By Period		
2 <sup>nd</sup> FG%	9-21	42.9%
3PT%	4-10	40.0%
FT%	14-19	73.7%
GM FG%	9-21	42.9%
3PT%	4-10	40.0%
FT%	14-19	73.7%

Dead Ball Rebounds: 0, 0

Technical Fouls::NONE

	FRE	VAN
Biggest lead	3 (2 <sup>nd</sup> 8:54)	11 (2 <sup>nd</sup> 16:29)
Best Scoring Run	10 (2 <sup>nd</sup> 8:54)	9 (2 <sup>nd</sup> 0:41)
Lead Changes	4	
Times Tied	2	
Time with Lead	01:42	17:00

Points from	FRE	VAN
Turnovers	4	4
Paint	14	8
Second Chance	5	3
Fast Breaks	7	6
Bench	5	4

	Period by Period Scoring		
	1st	2nd	TOT
FRE	26	33	59
VAN	31	36	67



**Fresno St. at Vanderbilt**

11/24/22 Anaheim Arena, Anaheim  
2022-23 Men's Basketball

**Game Time:** 7:00 PM  
**Game Duration:** 1:58  
**Attendance:** 621

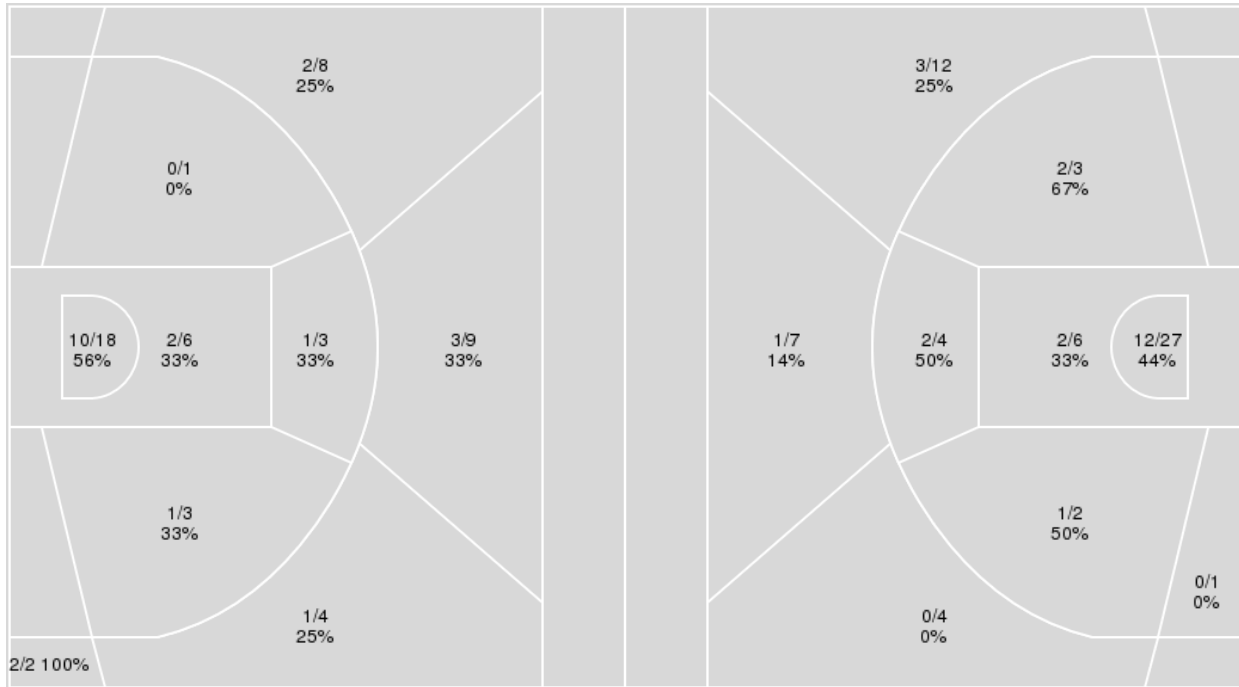
**Officials:** Rob Rorke, Mike Nancy, Nate Harris

{ Players => All; } FG Types => All; Results => All;

{ Players => 0, 1, 3, 4, 5, 11, 12, 13, 14, 15, 22, 23, 25, 33, 35; } FG  
Types => All; Results => All;

**Vanderbilt**

**Fresno St.**



Vanderbilt	M/A	%
Field Goals	22/54	41
2 Points	14/31	45
3 Points	8/23	35
Free Throws	15/22	68

Fresno St.	M/A	%
Field Goals	23/66	35
2 Points	19/43	44
3 Points	4/23	17
Free Throws	9/12	75



**Fresno St. at Vanderbilt**

11/24/22 Anaheim Arena, Anaheim  
2022-23 Men's Basketball

Game Time: 7:00 PM  
Game Duration: 1:58  
Attendance: 621

Officials: Rob Rorke, Mike Nancy, Nate Harris

**Fresno St.**

No	Name	Mins		Score		Points Diff		Points per Min		Assists		Rebounds		Steals		Turnovers	
		On	Off	On	Off	On	Off	On	Off	On	Off	On	Off	On	Off	On	Off
0	Donavan Yap	18:16	21:44	25 - 23	34 - 44	2	-10	1.37	1.56	7	7	22	23	4	2	3	7
1	Jemarl Baker Jr.	35:24	04:36	51 - 67	8 - 0	-16	8	1.44	1.74	11	3	39	6	5	1	9	1
5	Jordan Campbell	31:01	08:59	48 - 46	11 - 21	2	-10	1.55	1.22	11	3	36	9	5	1	10	0
11	Isaih Moore	31:42	08:18	51 - 56	8 - 11	-5	-3	1.61	0.96	12	2	35	10	5	1	10	0
22	Destin Whitaker	26:54	13:06	43 - 44	16 - 23	-1	-7	1.60	1.22	11	3	29	16	4	2	6	4
23	Leo Colimerio	10:35	29:25	12 - 22	47 - 45	-10	2	1.13	1.60	4	10	9	36	1	5	1	9
25	Anthony Holland	26:36	13:24	42 - 50	17 - 17	-8	0	1.58	1.27	8	6	28	17	2	4	6	4
35	Eduardo Andre	19:32	20:28	23 - 27	36 - 40	-4	-4	1.18	1.76	6	8	27	18	4	2	5	5

**Vanderbilt**

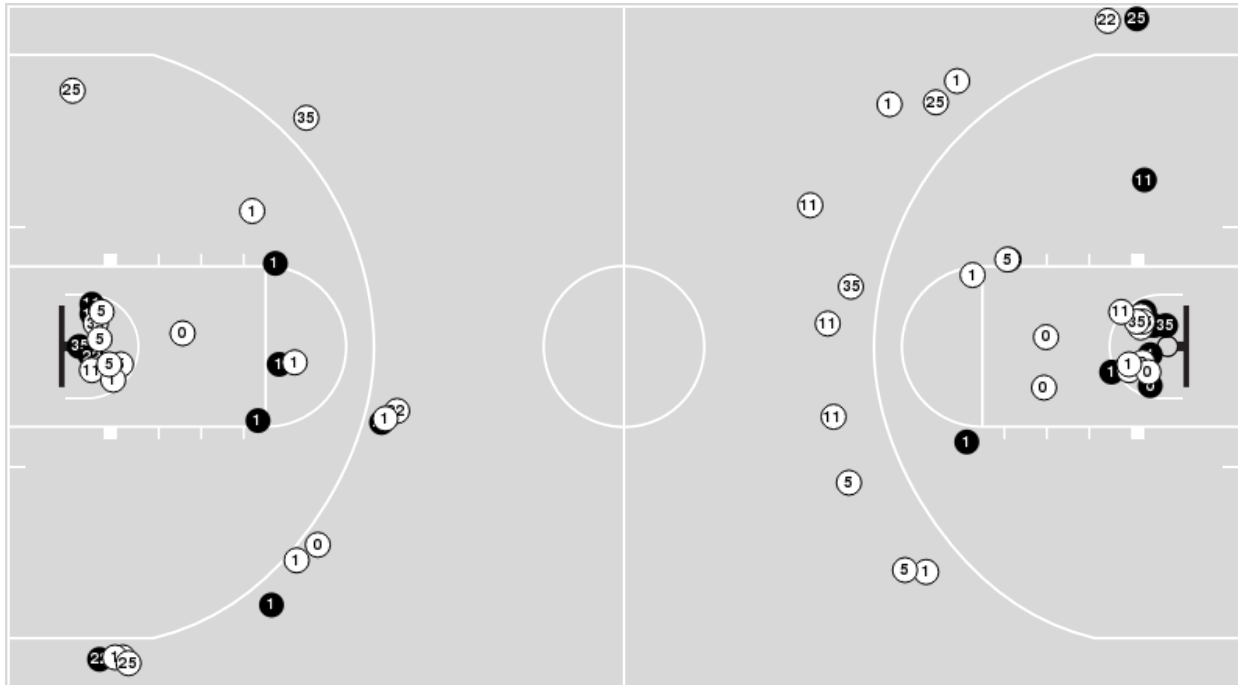
No	Name	Mins		Score		Points Diff		Points per Min		Assists		Rebounds		Steals		Turnovers	
		On	Off	On	Off	On	Off	On	Off	On	Off	On	Off	On	Off	On	Off
0	Tyrin Lawrence	34:58	05:02	63 - 52	4 - 7	11	-3	1.80	0.79	12	0	30	5	3	0	7	1
1	Colin Smith	19:28	20:32	27 - 32	40 - 27	-5	13	1.39	1.95	4	8	18	17	0	3	5	3
4	Jordan Wright	25:34	14:26	44 - 34	23 - 25	10	-2	1.72	1.59	8	4	22	13	3	0	4	4
5	Ezra Manjon	32:54	07:06	61 - 48	6 - 11	13	-5	1.85	0.85	12	0	29	6	3	0	7	1
10	Myles Stute	29:46	10:14	61 - 44	6 - 15	17	-9	2.05	0.59	10	2	26	9	3	0	4	4
20	Emmanuel Ansong	06:39	33:21	10 - 10	57 - 49	0	8	1.50	1.71	1	11	4	31	0	3	1	7
21	Liam Robbins	32:56	07:04	62 - 43	5 - 16	19	-11	1.88	0.71	11	1	30	5	3	0	6	2
23	Malik Dia	07:11	32:49	2 - 10	65 - 49	-8	16	0.28	1.98	1	11	7	28	0	3	3	5
25	Miles Keeffe	03:30	36:30	0 - 6	67 - 53	-6	14	0.00	1.84	0	12	4	31	0	3	1	7
34	Lee Dort	07:04	32:56	5 - 16	62 - 43	-11	19	0.71	1.88	1	11	5	30	0	3	2	6



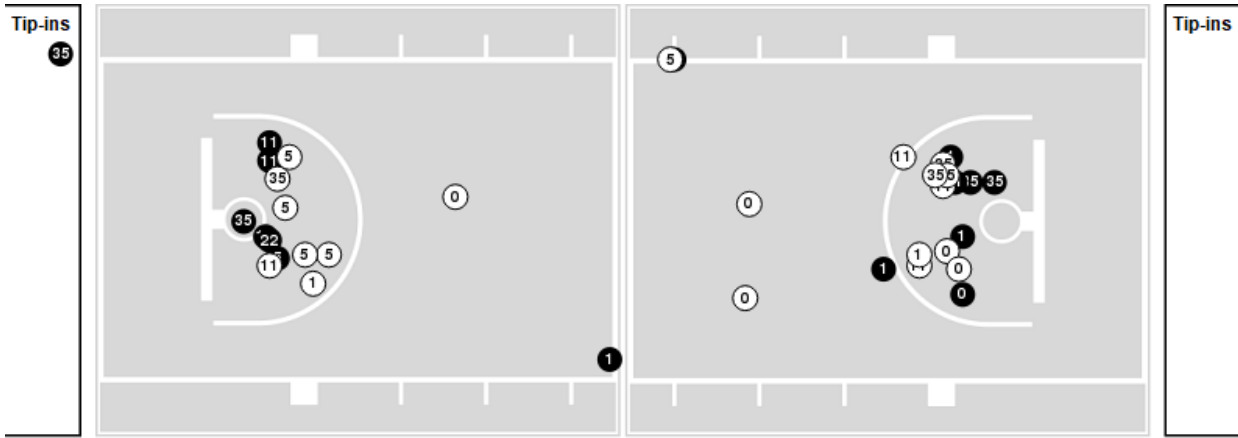
Players => 0, 1, 3, 4, 5, 11, 12, 13, 14, 15, 22, 23, 25, 33, 35FG Types=>AllResults=>All

**Fresno St.**

**All Field Goals**



**Blow Up Chart**



**N** Made    **O** Missed    N - Player Number

Fresno St.	M/A	%
Field Goals	23/66	35
2 Points	19/43	44
3 Points	4/23	17
Free Throws	9/12	75

Fresno St.	M/A	%
Points in the Paint	28 (14 / 33)	42
Fast Break Points	11 (5/5)	100
Second Chance Points	11 (7/15)	47
Effective FG%	38	

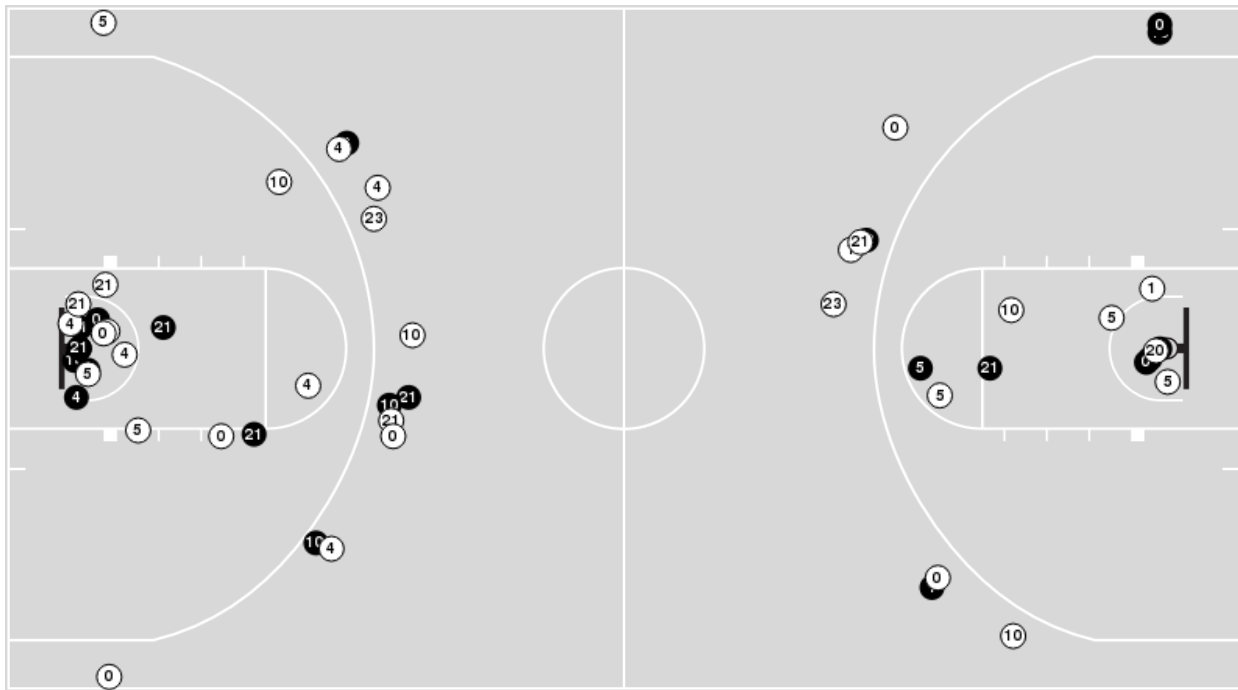




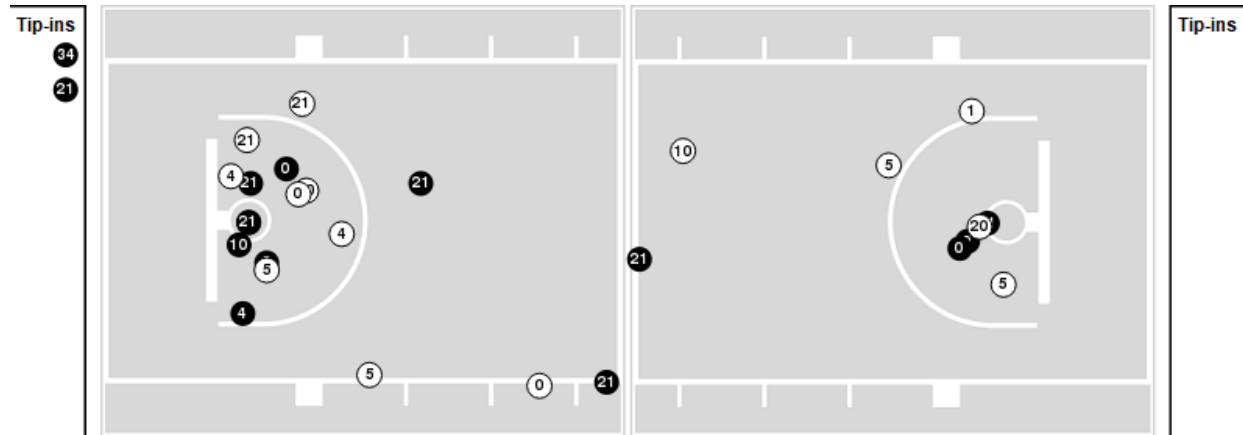
Players => AllFG Types=>AllResults=>All

**Vanderbilt**

**All Field Goals**



**Blow Up Chart**



● Made ○ Missed N - Player Number

Vanderbilt	M/A	%
Field Goals	22/54	41
2 Points	14/31	45
3 Points	8/23	35
Free Throws	15/22	68

Vanderbilt	M/A	%
Points in the Paint	24 (12 / 24)	50
Fast Break Points	10 (8/10)	80
Second Chance Points	7 (3/8)	38
Effective FG%	48	



**Fresno St. at Vanderbilt**

11/24/22 Anaheim Arena, Anaheim  
2022-23 Men's Basketball

**Game Time:** 7:00 PM  
**Game Duration:** 1:58  
**Attendance:** 621

**Officials:** Rob Rorke, Mike Nancy, Nate Harris

**Fresno St.**

Lineup	Quarter On	Time On	Quarter Off	Time Off	Time on Court	Score	Score Diff	Reb	Stl	Tov	Ass	PPP
1- Baker Jr. J/ 5- Campbell J/ 11- Moore I/ 22- Whitaker D/ 25- Holland A/	1	20:00	1	16:42	03:18	6-4	2	4	1	0	1	1.2000
1- Baker Jr. J/ 5- Campbell J/ 11- Moore I/ 22- Whitaker D/ 23- Colimerio L/	1	16:42	1	15:15	01:27	0-3	-3	1	0	1	0	0.0000
0- Yap D/ 1- Baker Jr. J/ 22- Whitaker D/ 23- Colimerio L/ 35- Andre E/	1	15:15	1	11:56	03:19	4-5	-1	3	1	0	2	1.0000
0- Yap D/ 5- Campbell J/ 11- Moore I/ 22- Whitaker D/ 25- Holland A/	1	11:56	1	10:12	01:44	4-0	4	3	0	0	1	1.3333
0- Yap D/ 5- Campbell J/ 11- Moore I/ 22- Whitaker D/ 35- Andre E/	1	10:12	1	07:20	02:52	4-0	4	3	1	1	2	0.5714
0- Yap D/ 1- Baker Jr. J/ 11- Moore I/ 23- Colimerio L/ 35- Andre E/	1	07:20	1	06:22	00:58	1-4	-3	0	0	0	0	1.1364
1- Baker Jr. J/ 5- Campbell J/ 11- Moore I/ 23- Colimerio L/ 35- Andre E/	1	06:22	1	05:17	01:05	2-0	2	4	0	0	1	2.0000
1- Baker Jr. J/ 5- Campbell J/ 11- Moore I/ 25- Holland A/ 35- Andre E/	1	05:17	1	02:41	02:36	2-7	-5	4	0	2	0	0.4098
0- Yap D/ 1- Baker Jr. J/ 11- Moore I/ 23- Colimerio L/ 25- Holland A/	1	02:41	1	00:34	02:07	3-5	-2	1	0	0	1	1.0000
1- Baker Jr. J/ 5- Campbell J/ 22- Whitaker D/ 25- Holland A/ 35- Andre E/	1	00:34	2	20:00	00:34	0-3	-3	0	0	0	0	0.0000
1- Baker Jr. J/ 5- Campbell J/ 11- Moore I/ 22- Whitaker D/ 25- Holland A/	2	20:00	2	17:18	02:42	6-6	0	0	1	0	1	1.5000
0- Yap D/ 1- Baker Jr. J/ 11- Moore I/ 22- Whitaker D/ 25- Holland A/	2	17:18	2	16:53	00:25	1-4	-3	0	0	0	0	1.1364
0- Yap D/ 1- Baker Jr. J/ 11- Moore I/ 22- Whitaker D/ 35- Andre E/	2	16:53	2	16:08	00:45	0-3	-3	2	0	0	0	0.0000
0- Yap D/ 1- Baker Jr. J/ 5- Campbell J/ 11- Moore I/ 35- Andre E/	2	16:08	2	13:10	02:58	6-2	4	4	2	2	1	1.1029
0- Yap D/ 1- Baker Jr. J/ 5- Campbell J/ 25- Holland A/ 35- Andre E/	2	13:10	2	11:27	01:43	0-0	0	3	0	0	0	0.0000
1- Baker Jr. J/ 5- Campbell J/ 11- Moore I/ 22- Whitaker D/ 25- Holland A/	2	11:27	2	05:06	06:21	14-10	4	7	0	3	4	1.2868
0- Yap D/ 1- Baker Jr. J/ 22- Whitaker D/ 25- Holland A/ 35- Andre E/	2	05:06	2	03:41	01:25	2-0	2	3	0	0	0	2.0000
1- Baker Jr. J/ 5- Campbell J/ 23- Colimerio L/ 25- Holland A/ 35- Andre E/	2	03:41	2	02:50	00:51	2-2	0	0	0	0	0	1.0638
1- Baker Jr. J/ 5- Campbell J/ 11- Moore I/ 23- Colimerio L/ 25- Holland A/	2	02:50	2	02:02	00:48	0-3	-3	0	0	0	0	0.0000
1- Baker Jr. J/ 5- Campbell J/ 11- Moore I/ 22- Whitaker D/ 25- Holland A/	2	02:02	2	00:26	01:36	2-5	-3	2	0	1	0	0.4000
1- Baker Jr. J/ 5- Campbell J/ 22- Whitaker D/ 25- Holland A/ 35- Andre E/	2	00:26	2	00:00	00:26	0-1	-1	1	0	0	0	0.0000



**Fresno St. at Vanderbilt**

11/24/22 Anaheim Arena, Anaheim  
2022-23 Men's Basketball

**Game Time:** 7:00 PM  
**Game Duration:** 1:58  
**Attendance:** 621

**Officials:** Rob Rorke, Mike Nancy, Nate Harris

**Vanderbilt**

Lineup	Quarter On	Time On	Quarter Off	Time Off	Time on Court	Score	Score Diff	Reb	Stl	Tov	Ass	PPP
0- Lawrence T/ 4- Wright J/ 5- Manjon E/ 10- Stute M/ 21- Robbins L/	1	20:00	1	15:15	04:45	7-6	1	5	1	1	2	1.0000
0- Lawrence T/ 4- Wright J/ 5- Manjon E/ 10- Stute M/ 34- Dort L/	1	15:15	1	11:56	03:19	5-4	1	4	0	1	1	1.0000
0- Lawrence T/ 1- Smith C/ 5- Manjon E/ 23- Dia M/ 34- Dort L/	1	11:56	1	10:50	01:06	0-2	-2	1	0	1	0	0.0000
1- Smith C/ 4- Wright J/ 21- Robbins L/ 23- Dia M/ 25- Keeffe M/	1	10:50	1	07:20	03:30	0-6	-6	4	0	1	0	0.0000
1- Smith C/ 4- Wright J/ 10- Stute M/ 20- Ansong E/ 21- Robbins L/	1	07:20	1	05:48	01:32	4-1	3	1	0	0	0	1.6393
0- Lawrence T/ 4- Wright J/ 10- Stute M/ 20- Ansong E/ 21- Robbins L/	1	05:48	1	03:44	02:04	2-4	-2	1	0	0	0	0.6667
0- Lawrence T/ 4- Wright J/ 5- Manjon E/ 10- Stute M/ 21- Robbins L/	1	03:44	2	18:27	05:17	16-7	9	6	1	1	3	1.9231
0- Lawrence T/ 1- Smith C/ 5- Manjon E/ 10- Stute M/ 21- Robbins L/	2	18:27	2	17:05	01:22	6-2	4	2	0	0	1	2.5862
0- Lawrence T/ 1- Smith C/ 5- Manjon E/ 20- Ansong E/ 21- Robbins L/	2	17:05	2	14:02	03:03	4-5	-1	2	0	1	1	0.6803
0- Lawrence T/ 1- Smith C/ 5- Manjon E/ 21- Robbins L/ 23- Dia M/	2	14:02	2	11:27	02:35	2-2	0	2	0	1	1	0.5000
0- Lawrence T/ 1- Smith C/ 5- Manjon E/ 10- Stute M/ 34- Dort L/	2	11:27	2	08:48	02:39	0-10	-10	0	0	0	0	0.0000
0- Lawrence T/ 4- Wright J/ 5- Manjon E/ 10- Stute M/ 21- Robbins L/	2	08:48	2	03:41	05:07	10-6	4	1	1	0	2	1.3661
0- Lawrence T/ 1- Smith C/ 5- Manjon E/ 10- Stute M/ 21- Robbins L/	2	03:41	2	00:00	03:41	11-4	7	6	0	1	1	1.4865



**Fresno St. at Vanderbilt**

11/24/22 Anaheim Arena, Anaheim  
2022-23 Men's Basketball

**Game Time:** 7:00 PM  
**Game Duration:** 1:58  
**Attendance:** 621

**Officials:** Rob Rorke, Mike Nancy, Nate Harris

**Fresno St.**

Lineup	Time	Score	Score Diff	Pts/Min	Reb	Stl	Tov	Ass	PPP
1- Baker Jr. J/ 5- Campbell J/ 11- Moore I/ 22- Whitaker D/ 25- Holland A/	13:57	28-25	3	2.0072	13	2	4	6	1.1254
0- Yap D/ 1- Baker Jr. J/ 22- Whitaker D/ 23- Colimerio L/ 35- Andre E/	03:19	4-5	-1	1.2060	3	1	0	2	1.0000
0- Yap D/ 1- Baker Jr. J/ 5- Campbell J/ 11- Moore I/ 35- Andre E/	02:58	6-2	4	2.0225	4	2	2	1	1.1029
0- Yap D/ 5- Campbell J/ 11- Moore I/ 22- Whitaker D/ 35- Andre E/	02:52	4-0	4	1.3953	3	1	1	2	0.5714
1- Baker Jr. J/ 5- Campbell J/ 11- Moore I/ 25- Holland A/ 35- Andre E/	02:36	2-7	-5	0.7692	4	0	2	0	0.4098
0- Yap D/ 1- Baker Jr. J/ 11- Moore I/ 23- Colimerio L/ 25- Holland A/	02:07	3-5	-2	1.4173	1	0	0	1	1.0000
0- Yap D/ 5- Campbell J/ 11- Moore I/ 22- Whitaker D/ 25- Holland A/	01:44	4-0	4	2.3077	3	0	0	1	1.3333
0- Yap D/ 1- Baker Jr. J/ 5- Campbell J/ 25- Holland A/ 35- Andre E/	01:43	0-0	0	0.0000	3	0	0	0	0.0000
1- Baker Jr. J/ 5- Campbell J/ 11- Moore I/ 22- Whitaker D/ 23- Colimerio L/	01:27	0-3	-3	0.0000	1	0	1	0	0.0000
0- Yap D/ 1- Baker Jr. J/ 22- Whitaker D/ 25- Holland A/ 35- Andre E/	01:25	2-0	2	1.4118	3	0	0	0	2.0000
1- Baker Jr. J/ 5- Campbell J/ 11- Moore I/ 23- Colimerio L/ 35- Andre E/	01:05	2-0	2	1.8462	4	0	0	1	2.0000
1- Baker Jr. J/ 5- Campbell J/ 22- Whitaker D/ 25- Holland A/ 35- Andre E/	01:00	0-4	-4	0.0000	1	0	0	0	0.0000
0- Yap D/ 1- Baker Jr. J/ 11- Moore I/ 23- Colimerio L/ 35- Andre E/	00:58	1-4	-3	1.0345	0	0	0	0	1.1364
1- Baker Jr. J/ 5- Campbell J/ 23- Colimerio L/ 25- Holland A/ 35- Andre E/	00:51	2-2	0	2.3529	0	0	0	0	1.0638
1- Baker Jr. J/ 5- Campbell J/ 11- Moore I/ 23- Colimerio L/ 25- Holland A/	00:48	0-3	-3	0.0000	0	0	0	0	0.0000
0- Yap D/ 1- Baker Jr. J/ 11- Moore I/ 22- Whitaker D/ 35- Andre E/	00:45	0-3	-3	0.0000	2	0	0	0	0.0000
0- Yap D/ 1- Baker Jr. J/ 11- Moore I/ 22- Whitaker D/ 25- Holland A/	00:25	1-4	-3	2.4000	0	0	0	0	1.1364



**Fresno St. at Vanderbilt**

11/24/22 Anaheim Arena, Anaheim  
2022-23 Men's Basketball

**Game Time:** 7:00 PM  
**Game Duration:** 1:58  
**Attendance:** 621

**Officials:** Rob Rorke, Mike Nancy, Nate Harris

**Vanderbilt**

Lineup	Time	Score	Score Diff	Pts/Min	Reb	Stl	Tov	Ass	PPP
0- Lawrence T/ 4- Wright J/ 5- Manjon E/ 10- Stute M/ 21- Robbins L/	15:09	33-19	14	2.1782	12	3	2	7	1.4576
0- Lawrence T/ 1- Smith C/ 5- Manjon E/ 10- Stute M/ 21- Robbins L/	05:03	17-6	11	3.3663	8	0	1	2	1.7490
1- Smith C/ 4- Wright J/ 21- Robbins L/ 23- Dia M/ 25- Keeffe M/	03:30	0-6	-6	0.0000	4	0	1	0	0.0000
0- Lawrence T/ 4- Wright J/ 5- Manjon E/ 10- Stute M/ 34- Dort L/	03:19	5-4	1	1.5075	4	0	1	1	1.0000
0- Lawrence T/ 1- Smith C/ 5- Manjon E/ 20- Ansong E/ 21- Robbins L/	03:03	4-5	-1	1.3115	2	0	1	1	0.6803
0- Lawrence T/ 1- Smith C/ 5- Manjon E/ 10- Stute M/ 34- Dort L/	02:39	0-10	-10	0.0000	0	0	0	0	0.0000
0- Lawrence T/ 1- Smith C/ 5- Manjon E/ 21- Robbins L/ 23- Dia M/	02:35	2-2	0	0.7742	2	0	1	1	0.5000
0- Lawrence T/ 4- Wright J/ 10- Stute M/ 20- Ansong E/ 21- Robbins L/	02:04	2-4	-2	0.9677	1	0	0	0	0.6667
1- Smith C/ 4- Wright J/ 10- Stute M/ 20- Ansong E/ 21- Robbins L/	01:32	4-1	3	2.6087	1	0	0	0	1.6393
0- Lawrence T/ 1- Smith C/ 5- Manjon E/ 23- Dia M/ 34- Dort L/	01:06	0-2	-2	0.0000	1	0	1	0	0.0000