



Official Basketball Box Score - Final
Saint Mary's (CA) at Vanderbilt
 11/23/22 Anaheim Arena, Anaheim
 2022-23 Men's Basketball

Game Time: 9:00 PM
 Game Duration: 2:06
 Attendance: 2,483

Officials:

Saint Mary's (CA) - 75

Record: 6-0

NO.	Name	F	Min	FG			3P			FT			Rebounds			Fouls		TP	AS	TO	ST	Blocks		+/-
				M-A	M-A	M-A	OR	DR	TOT	PF	FD	BS	BA											
14	Kyle Bowen	F	38:25	0-0	0-0	0-2	1	1	2	2	1	0	2	1	2	3	0	10						
11	Mitchell Saxen	C	30:52	9-15	0-0	1-2	0	5	5	4	4	19	0	1	1	0	1							
0	Logan Johnson	G	33:54	7-10	1-1	4-7	0	7	7	4	4	19	8	5	0	0	1	5						
3	Augustas Marciulionis	G	15:52	1-3	0-0	0-0	1	0	1	1	1	2	2	1	2	0	0	2						
44	Alex Ducas	G	32:39	3-8	1-6	2-4	1	4	5	0	4	9	0	0	2	0	0	6						
20	Aidan Mahaney		30:14	7-10	1-3	5-6	0	6	6	4	5	20	1	1	2	0	0	13						
33	Luke Barrett		07:09	0-1	0-1	0-2	0	2	2	0	1	0	0	1	0	2	0	2						
1	Harry Wessels		09:08	2-4	0-0	0-0	0	0	0	2	0	4	0	1	0	0	0	9						
5	Joshua Jefferson		01:35	0-0	0-0	0-0	0	0	0	0	0	0	0	0	0	0	0	0						
15	Chris Howell		00:12	0-0	0-0	2-2	0	1	1	0	1	2	0	0	0	0	0	2						
Team							0	1	1			0			2									
Totals				29-51	3-11	14-25	3	27	30	17	21	75	13	13	9	5	2	10						

Shooting By Period		
1st FG%	15-27	55.6%
3PT%	1-4	25.0%
FT%	4-7	57.1%
2nd FG%	14-24	58.3%
3PT%	2-7	28.6%
FT%	10-18	55.6%
GM FG%	29-51	56.9%
3PT%	3-11	27.3%
FT%	14-25	56.0%

Dead Ball Rebounds: 6, 0

Technical Fouls::NONE

Vanderbilt - 65

Record: 2-3

NO.	Name	F	Min	FG			3P			FT			Rebounds			Fouls		TP	AS	TO	ST	Blocks		+/-
				M-A	M-A	M-A	OR	DR	TOT	PF	FD	BS	BA											
10	Myles Stute	F	33:06	4-11	3-7	1-2	2	6	8	3	3	12	0	1	1	1	1	-5						
42	Quentin Millora-Brown	F	16:43	0-1	0-0	0-0	2	1	3	2	2	0	0	0	0	0	0	-2						
0	Tyrin Lawrence	G	33:06	4-10	0-1	5-8	0	3	3	3	4	13	2	2	0	0	-8							
4	Jordan Wright	G	33:23	8-17	2-5	4-4	1	3	4	2	3	22	3	2	0	0	-4							
5	Ezra Manjon	G	29:40	1-8	1-2	2-2	0	5	5	5	1	5	2	4	2	0	0							
21	Liam Robbins		23:05	6-8	0-1	1-1	1	5	6	4	2	13	0	3	0	1	-9							
1	Colin Smith		16:41	0-1	0-1	0-0	0	0	0	2	2	0	1	1	0	0	-8							
23	Malik Dia		05:20	0-1	0-0	0-0	0	0	0	0	0	0	0	0	0	0	-3							
20	Emmanuel Ansong		08:56	0-1	0-0	0-0	1	0	1	0	0	0	0	0	0	0	-11							
Team							2	1	3			0			1									
Totals				23-58	6-17	13-17	9	24	33	21	17	65	8	14	3	2	5	-10						

Shooting By Period		
1st FG%	9-32	28.1%
3PT%	3-8	37.5%
FT%	6-7	85.7%
2nd FG%	14-26	53.8%
3PT%	3-9	33.3%
FT%	7-10	70%
GM FG%	23-58	39.7%
3PT%	6-17	35.3%
FT%	13-17	76.5%

Dead Ball Rebounds: 3, 0

Technical Fouls::NONE

	SMC	VAN
Biggest lead	10 (2 nd 4:07)	1 (2 nd 17:23)
Best Scoring Run	6 (1 st 4:02)	9 (2 nd 17:23)
Lead Changes	2	
Times Tied	5	
Time with Lead	36:12	00:19

Points from	SMC	VAN
Turnovers	9	3
Paint	46	28
Second Chance	0	10
Fast Breaks	8	2
Bench	26	13

	Period by Period Scoring		
	1st	2nd	TOT
SMC	35	40	75
VAN	27	38	65



Officials:

Period 1

Quarter Starters:

VAN	0 Lawrence T	4 Wright J	5 Manjon E	10 Stute M	42 Millora-Brown Q
SMC	0 Johnson L	3 Marciulionis A	11 Saxen M	14 Bowen K	44 Ducas A

Game Time	VAN	Score	Diff	SMC
20:00	42 MILLORA-BROWN Q jumpball lost			11 SAXEN M jumpball won
19:42		0-2	-2	0 JOHNSON L 2pt FG in the paint, floating jump shot made (2)
19:14	10 STUTE M 2pt FG in the paint, driving layup made (2)	2-2	0	
18:56		2-4	-2	11 SAXEN M 2pt FG in the paint, layup made (2)
18:56				0 JOHNSON L assist (1)
18:24	0 LAWRENCE T 2pt FG outside the paint, jump shot missed			
18:21				0 JOHNSON L defensive rebound (1)
18:10				11 SAXEN M turnover bad pass (1)
17:58	5 MANJON E foul offensive (1 - 1)			3 MARCIULIONIS A foul drawn (1)
17:58	5 MANJON E turnover offensive (1)			
17:34				11 SAXEN M 2pt FG from turnover in the paint, hook shot missed
17:33	defensive rebound (1)			
17:08	0 LAWRENCE T foul drawn (1)			11 SAXEN M foul shooting (1 - 1)
17:08	0 LAWRENCE T free throw 1 - 2 made (1)	3-4	-1	
17:08	0 LAWRENCE T free throw 2 - 2 made (2)	4-4	0	
16:51				11 SAXEN M 2pt FG in the paint, layup missed
16:48	5 MANJON E defensive rebound (1)			
16:45	0 LAWRENCE T turnover lost ball (1)			3 MARCIULIONIS A steal (1)
16:37	5 MANJON E steal (1)			3 MARCIULIONIS A turnover lost ball (1)
16:32	5 MANJON E turnover bad pass (2)			44 DUCAS A steal (1)
16:29				44 DUCAS A 3pt FG from turnover, jump shot missed
16:26				3 MARCIULIONIS A offensive rebound (1)
16:24	5 MANJON E steal (2)			0 JOHNSON L turnover bad pass (1)
16:15	10 STUTE M 3pt FG from turnover, jump shot missed			
16:10	42 MILLORA-BROWN Q offensive rebound (1)			
16:07	5 MANJON E 2pt FG from turnover second chance in the paint, layup missed			
16:03				44 DUCAS A defensive rebound (1)
15:47		4-6	-2	11 SAXEN M 2pt FG in the paint, hook shot made (4)
15:17	10 STUTE M 2pt FG in the paint, layup missed			
15:15				11 SAXEN M defensive rebound (1)
15:05	Timeout media			
15:05	42 MILLORA-BROWN Q substitution out			
15:05	21 ROBBINS L substitution in			
15:00				3 MARCIULIONIS A 2pt FG in the paint, floating jump shot missed
14:56	4 WRIGHT J defensive rebound (1)			
14:33	4 WRIGHT J 2pt FG in the paint, floating jump shot missed			
14:29				14 BOWEN K defensive rebound (1)
14:14				0 JOHNSON L 2pt FG in the paint, layup blocked
14:14	21 ROBBINS L block (1)			
14:10	21 ROBBINS L defensive rebound (1)			
14:06	0 LAWRENCE T 2pt FG in the paint, layup missed			



Official Basketball Play by Play - First Half
Saint Mary's (CA) at Vanderbilt
 11/23/22 Anaheim Arena, Anaheim
 2022-23 Men's Basketball

Game Time: 9:00 PM
Game Duration: 2:06
Attendance: 2,483

Officials:

Game Time	VAN	Score	Diff	SMC
14:02	offensive rebound (6)			
14:01	5 MANJON E substitution out			
14:01	1 SMITH C substitution in			
14:01				3 MARCIULIONIS A substitution out
14:01				20 MAHANEY A substitution in
13:52	4 WRIGHT J 2pt FG second chance in the paint, driving layup made (2)	6-6	0	
13:37		6-8	-2	11 SAXEN M 2pt FG in the paint, layup made (6)
13:37				0 JOHNSON L assist (2)
13:37	21 ROBBINS L foul shooting (1 - 2)			11 SAXEN M foul drawn (1)
13:36				11 SAXEN M free throw 1 - 1 missed
13:34	0 LAWRENCE T defensive rebound (1)			
13:19	21 ROBBINS L 2pt FG in the paint, layup missed			
13:16				0 JOHNSON L defensive rebound (2)
12:51		6-10	-4	11 SAXEN M 2pt FG in the paint, hook shot made (8)
12:30	4 WRIGHT J 3pt FG , jump shot made (5)	9-10	-1	
12:06		9-12	-3	11 SAXEN M 2pt FG in the paint, layup made (10)
12:06				0 JOHNSON L assist (3)
11:42	0 LAWRENCE T 2pt FG in the paint, step back jump shot made (4)	11-12	-1	
11:29	1 SMITH C foul drawn (1)			14 BOWEN K foul offensive (1 - 2)
11:29				14 BOWEN K turnover offensive (1)
11:29	Timeout media			
11:29	10 STUTE M substitution out			
11:29	23 DIA M substitution in			
11:29				44 DUCAS A substitution out
11:29				33 BARRETT L substitution in
11:16	4 WRIGHT J 2pt FG from turnover in the paint, layup blocked			
11:16				33 BARRETT L block (1)
11:11				20 MAHANEY A defensive rebound (1)
11:10	1 SMITH C foul shooting (1 - 3)			0 JOHNSON L foul drawn (1)
11:10		11-13	-2	0 JOHNSON L free throw 1 - 2 made (3)
11:10		11-14	-3	0 JOHNSON L free throw 2 - 2 made (4)
10:56	4 WRIGHT J 3pt FG , jump shot made (8)	14-14	0	
10:56	0 LAWRENCE T assist (1)			
10:39		14-16	-2	20 MAHANEY A 2pt FG outside the paint, jump shot made (2)
10:26	21 ROBBINS L 2pt FG in the paint, dunk, made (2)	16-16	0	
10:26	0 LAWRENCE T assist (2)			
10:14	0 LAWRENCE T foul personal (1 - 4)			11 SAXEN M foul drawn (2)
10:01				11 SAXEN M 2pt FG in the paint, layup missed
09:58	4 WRIGHT J defensive rebound (2)			
09:39	1 SMITH C 3pt FG , jump shot missed			
09:36				33 BARRETT L defensive rebound (1)
09:26		16-18	-2	11 SAXEN M 2pt FG in the paint, layup made (12)
09:26				0 JOHNSON L assist (4)
09:00	0 LAWRENCE T 2pt FG in the paint, layup missed			
08:56				20 MAHANEY A defensive rebound (2)
08:49	1 SMITH C foul drawn (2)			0 JOHNSON L foul offensive (1 - 3)
08:49				0 JOHNSON L turnover offensive (2)
08:49	0 LAWRENCE T substitution out			



Official Basketball Play by Play - First Half
Saint Mary's (CA) at Vanderbilt
 11/23/22 Anaheim Arena, Anaheim
 2022-23 Men's Basketball

Game Time: 9:00 PM
Game Duration: 2:06
Attendance: 2,483

Officials:

Game Time	VAN	Score	Diff	SMC
08:49	5 MANJON E substitution in			
08:49				11 SAXEN M substitution out
08:49				1 WESSELS H substitution in
08:49				0 JOHNSON L substitution out
08:49				3 MARCIULIONIS A substitution in
08:36	5 MANJON E 2pt FG from turnover outside the paint, jump shot missed			
08:32				20 MAHANEY A defensive rebound (3)
08:18				1 WESSELS H 2pt FG outside the paint, jump shot missed
08:15	21 ROBBINS L defensive rebound (2)			
08:08	23 DIA M 2pt FG outside the paint, jump shot blocked			
08:08				14 BOWEN K block (1)
08:03				33 BARRETT L defensive rebound (2)
07:55		16-20	-4	20 MAHANEY A 2pt FG outside the paint, jump shot made (4)
07:35	4 WRIGHT J 2pt FG outside the paint, jump shot blocked			
07:35				33 BARRETT L block (2)
07:27	4 WRIGHT J offensive rebound (3)			
07:27	4 WRIGHT J 2pt FG second chance in the paint, layup made (10)	18-20	-2	
07:18	5 MANJON E foul personal (2 - 5)			20 MAHANEY A foul drawn (1)
07:18	Timeout media			
07:18	21 ROBBINS L substitution out			
07:18	23 DIA M substitution out			
07:18	20 ANSONG E substitution in			
07:18	42 MILLORA-BROWN Q substitution in			
07:18				33 BARRETT L substitution out
07:18				44 DUCAS A substitution in
07:07		18-22	-4	3 MARCIULIONIS A 2pt FG in the paint, floating jump shot made (2)
06:47	5 MANJON E 3pt FG , jump shot made (3)	21-22	-1	
06:47	1 SMITH C assist (1)			
06:31		21-24	-3	20 MAHANEY A 2pt FG in the paint, layup made (6)
05:59	turnover shot clock (4)			
05:49	4 WRIGHT J substitution out			
05:49	10 STUTE M substitution in			
05:45				3 MARCIULIONIS A 2pt FG from turnover outside the paint, floating jump shot missed
05:41	5 MANJON E defensive rebound (2)			
05:38	5 MANJON E 3pt FG , jump shot missed			
05:34				44 DUCAS A defensive rebound (2)
05:20		21-26	-5	20 MAHANEY A 2pt FG in the paint, jump shot made (8)
04:55	10 STUTE M 2pt FG outside the paint, step back jump shot blocked			
04:55				14 BOWEN K block (2)
04:49	42 MILLORA-BROWN Q offensive rebound (2)			
04:46	42 MILLORA-BROWN Q 2pt FG second chance in the paint, jump shot missed			
04:43				20 MAHANEY A defensive rebound (4)
04:42	10 STUTE M foul drawn (1)			1 WESSELS H foul offensive (1 - 4)
04:42				1 WESSELS H turnover offensive (1)
04:42				1 WESSELS H substitution out



Official Basketball Play by Play - First Half
Saint Mary's (CA) at Vanderbilt
 11/23/22 Anaheim Arena, Anaheim
 2022-23 Men's Basketball

Game Time: 9:00 PM
Game Duration: 2:06
Attendance: 2,483

Officials:

Game Time	VAN	Score	Diff	SMC
04:42				3 MARCIULIONIS A substitution out
04:42				0 JOHNSON L substitution in
04:42				11 SAXEN M substitution in
04:42	1 SMITH C substitution out			
04:42	0 LAWRENCE T substitution in			
04:23	5 MANJON E 2pt FG from turnover in the paint, layup missed			
04:21	20 ANSONG E offensive rebound (1)			
04:20	20 ANSONG E 2pt FG from turnover second chance in the paint, layup blocked			
04:20				14 BOWEN K block (3)
04:15				0 JOHNSON L defensive rebound (3)
04:02	42 MILLORA-BROWN Q foul shooting (1 - 6)			0 JOHNSON L foul drawn (2)
04:02		21-27	-6	0 JOHNSON L free throw 1 - 2 made (5)
04:02		21-28	-7	0 JOHNSON L free throw 2 - 2 made (6)
03:50	0 LAWRENCE T foul drawn (2)			0 JOHNSON L foul shooting (2 - 5)
03:50	Timeout media			
03:50	0 LAWRENCE T free throw 1 - 2 missed			
03:50	offensive dead ball rebound (1)			
03:50	0 LAWRENCE T free throw 2 - 2 made (5)	22-28	-6	
03:35				44 DUCAS A 3pt FG , jump shot missed
03:32	42 MILLORA-BROWN Q defensive rebound (3)			
03:16	10 STUTE M 3pt FG , jump shot missed			
03:12				20 MAHANEY A defensive rebound (5)
03:00		22-30	-8	20 MAHANEY A 2pt FG in the paint, jump shot made (10)
02:47	0 LAWRENCE T 2pt FG in the paint, layup missed			
02:44				11 SAXEN M defensive rebound (2)
02:25				11 SAXEN M 2pt FG in the paint, layup blocked
02:25	10 STUTE M block (1)			
02:23				14 BOWEN K offensive rebound (2)
02:23				Timeout 30 Sec
02:23	20 ANSONG E substitution out			
02:23	4 WRIGHT J substitution in			
02:21				20 MAHANEY A turnover lost ball (1)
02:01	5 MANJON E 2pt FG from turnover in the paint, floating jump shot missed			
01:57				0 JOHNSON L defensive rebound (4)
01:47	42 MILLORA-BROWN Q foul shooting (2 - 7)			14 BOWEN K foul drawn (1)
01:47				14 BOWEN K free throw 1 - 2 missed
01:47				offensive dead ball rebound (1)
01:47	42 MILLORA-BROWN Q substitution out			
01:47	21 ROBBINS L substitution in			
01:47				0 JOHNSON L substitution out
01:47				3 MARCIULIONIS A substitution in
01:46				14 BOWEN K free throw 2 - 2 missed
01:44	4 WRIGHT J defensive rebound (4)			
01:35	21 ROBBINS L turnover bad pass (1)			
01:35				14 BOWEN K substitution out
01:35				5 JEFFERSON J substitution in
01:22				20 MAHANEY A 3pt FG from turnover, jump shot missed
01:19				44 DUCAS A offensive rebound (3)



Official Basketball Play by Play - First Half
Saint Mary's (CA) at Vanderbilt
 11/23/22 Anaheim Arena, Anaheim
 2022-23 Men's Basketball

Game Time: 9:00 PM
Game Duration: 2:06
Attendance: 2,483

Officials:

Game Time	VAN	Score	Diff	SMC
01:06				11 SAXEN M 2pt FG from turnover second chance in the paint, layup missed
01:03	21 ROBBINS L defensive rebound (3)			
00:56	4 WRIGHT J foul drawn (1)			11 SAXEN M foul shooting (2 - 6)
00:56	4 WRIGHT J free throw 1 - 2 made (11)	23-30	-7	
00:56	4 WRIGHT J free throw 2 - 2 made (12)	24-30	-6	
00:38		24-32	-8	44 DUCAS A 2pt FG outside the paint, jump shot made (2)
00:10	4 WRIGHT J 2pt FG in the paint, jump shot missed			
00:07	10 STUTE M offensive rebound (1)			
00:04	4 WRIGHT J 3pt FG second chance, jump shot missed			
00:04	21 ROBBINS L offensive rebound (4)			
00:04	21 ROBBINS L 2pt FG second chance in the paint, layup made (4)	26-32	-6	
00:04	21 ROBBINS L foul drawn (1)			20 MAHANEY A foul shooting (1 - 7)
00:04	21 ROBBINS L free throw 1 - 1 made (5)	27-32	-5	
00:04	5 MANJON E substitution out			
00:04	20 ANSONG E substitution in			
00:01		27-35	-8	20 MAHANEY A 3pt FG fast break, jump shot made (13)
END OF PERIOD				
VAN 27-35 SMC				



Official Basketball Box Score - First Half
Saint Mary's (CA) at Vanderbilt
 11/23/22 Anaheim Arena, Anaheim
 2022-23 Men's Basketball

Game Time: 9:00 PM
 Game Duration: 2:06
 Attendance: 2,483

Officials:

Saint Mary's (CA) - 35

NO.	Name	F	Min	FG			Rebounds			Fouls		TP	AS	TO	ST	Blocks		+/-
				M-A	M-A	M-A	OR	DR	TOT	PF	FD					BS	BA	
14	Kyle Bowen	F	18:25	0-0	0-0	0-2	1	1	2	1	1	0	0	1	0	3	0	8
11	Mitchell Saxen	C	15:53	6-11	0-0	0-1	0	2	2	2	2	12	0	1	0	0	1	5
0	Logan Johnson	G	14:06	1-2	0-0	4-4	0	4	4	2	2	6	4	2	0	0	1	5
3	Augustas Marciulionis	G	11:53	1-3	0-0	0-0	1	0	1	0	1	2	0	1	1	0	0	5
44	Alex Ducas	G	15:49	1-3	0-2	0-0	1	2	3	0	0	2	0	0	1	0	0	7
20	Aidan Mahaney		14:01	6-7	1-2	0-0	0	5	5	1	1	13	0	1	0	0	0	6
33	Luke Barrett		04:11	0-0	0-0	0-0	0	2	2	0	0	0	0	0	0	2	0	1
1	Harry Wessels		04:07	0-1	0-0	0-0	0	0	0	1	0	0	0	1	0	0	0	3
5	Joshua Jefferson		01:35	0-0	0-0	0-0	0	0	0	0	0	0	0	0	0	0	0	0
Team							0	0	0			0		0				
Totals				15-27	1-4	4-7	3	16	19	7	7	35	4	7	2	5	2	8

Shooting By Period		
1st FG%	15-27	55.6%
3PT%	1-4	25.0%
FT%	4-7	57.1%
GM FG%	15-27	55.6%
3PT%	1-4	25.0%
FT%	4-7	57.1%

Dead Ball Rebounds: 1, 0

Technical Fouls::NONE

Vanderbilt - 27

NO.	Name	F	Min	FG			Rebounds			Fouls		TP	AS	TO	ST	Blocks		+/-
				M-A	M-A	M-A	OR	DR	TOT	PF	FD					BS	BA	
10	Myles Stute	F	14:20	1-5	0-2	0-0	1	0	1	0	1	2	0	0	0	1	1	-6
42	Quentin Millora-Brown	F	10:26	0-1	0-0	0-0	2	1	3	2	0	0	0	0	0	0	0	-8
0	Tyrin Lawrence	G	15:53	1-5	0-0	3-4	0	1	1	1	2	5	2	1	0	0	0	-5
4	Jordan Wright	G	16:34	4-9	2-3	2-2	1	3	4	0	1	12	0	0	0	0	2	-3
5	Ezra Manjon	G	14:44	1-6	1-2	0-0	0	2	2	2	0	3	0	2	2	0	0	-5
21	Liam Robbins		09:34	2-3	0-0	1-1	1	3	4	1	1	5	0	1	0	1	0	0
1	Colin Smith		09:19	0-1	0-1	0-0	0	0	0	1	2	0	1	0	0	0	0	-3
23	Malik Dia		04:11	0-1	0-0	0-0	0	0	0	0	0	0	0	0	0	0	1	-1
20	Emmanuel Ansong		04:59	0-1	0-0	0-0	1	0	1	0	0	0	0	0	0	0	1	-9
Team							1	1	2			0		1				
Totals				9-32	3-8	6-7	7	11	18	7	7	27	3	5	2	2	5	-8

Shooting By Period		
1st FG%	9-32	28.1%
3PT%	3-8	37.5%
FT%	6-7	85.7%
GM FG%	9-32	28.1%
3PT%	3-8	37.5%
FT%	6-7	85.7%

Dead Ball Rebounds: 1, 0

Technical Fouls::NONE

	SMC	VAN
Biggest lead	8 (1 st 3:00)	0 (1 st 20:00)
Best Scoring Run	6(1 st 4:02)	3(1 st 12:30)
Lead Changes	0	
Times Tied	5	
Time with Lead	16:31	00:00

Points from	SMC	VAN
Turnovers	0	0
Paint	22	12
Second Chance	0	7
Fast Breaks	3	0
Bench	13	5

	Period by Period Scoring		
	1st	2nd	TOT
SMC	35	40	75
VAN	27	38	65



Period 2

Quarter Starters:

VAN	0 Lawrence T	4 Wright J	5 Manjon E	10 Stute M	42 Millora-Brown Q
SMC	0 Johnson L	3 Marciulionis A	11 Saxen M	14 Bowen K	44 Ducas A

Game Time	VAN	Score	Diff	SMC
20:00	20 ANSONG E substitution out			
20:00	21 ROBBINS L substitution out			
20:00	5 MANJON E substitution in			
20:00	42 MILLORA-BROWN Q substitution in			
20:00				5 JEFFERSON J substitution out
20:00				20 MAHANEY A substitution out
20:00				0 JOHNSON L substitution in
20:00				14 BOWEN K substitution in
19:45	10 STUTE M 3pt FG , jump shot made (5)	30-35	-5	
19:45	4 WRIGHT J assist (1)			
19:28				11 SAXEN M 2pt FG in the paint, layup missed
19:25	0 LAWRENCE T defensive rebound (2)			
19:13	4 WRIGHT J 2pt FG in the paint, layup missed			
19:11				11 SAXEN M defensive rebound (3)
18:53				44 DUCAS A 3pt FG , jump shot missed
18:49	5 MANJON E defensive rebound (3)			
18:45	0 LAWRENCE T foul drawn (3)			3 MARCIULIONIS A foul shooting (1 - 1)
18:45	0 LAWRENCE T free throw 1 - 2 missed			
18:45	offensive dead ball rebound (2)			
18:45	0 LAWRENCE T free throw 2 - 2 made (6)	31-35	-4	
18:25				0 JOHNSON L turnover lost ball (3)
18:13	10 STUTE M 3pt FG from turnover, jump shot made (8)	34-35	-1	
18:13	5 MANJON E assist (1)			
17:45				44 DUCAS A 3pt FG , jump shot missed
17:43	10 STUTE M defensive rebound (2)			
17:43	42 MILLORA-BROWN Q foul drawn (1)			14 BOWEN K foul personal (2 - 2)
17:23	0 LAWRENCE T 2pt FG in the paint, jump shot made (8)	36-35	1	
17:04		36-37	-1	11 SAXEN M 2pt FG in the paint, layup made (14)
17:04				3 MARCIULIONIS A assist (1)
16:40	4 WRIGHT J turnover lost ball (1)			3 MARCIULIONIS A steal (2)
16:36		36-39	-3	0 JOHNSON L 2pt FG fast break from turnover in the paint, layup made (8)
16:36				3 MARCIULIONIS A assist (2)
16:29	5 MANJON E turnover lost ball (3)			11 SAXEN M steal (1)
16:13				3 MARCIULIONIS A substitution out
16:13				20 MAHANEY A substitution in
15:58				turnover shot clock (9)
15:58	Timeout media			
15:31	5 MANJON E 2pt FG from turnover outside the paint, jump shot missed			
15:27				0 JOHNSON L defensive rebound (5)
15:13				20 MAHANEY A 2pt FG in the paint, layup missed
15:10	0 LAWRENCE T defensive rebound (3)			



Officials:

Game Time	VAN	Score	Diff	SMC
15:01	0 LAWRENCE T 2pt FG outside the paint, floating jump shot made (10)	38-39	-1	
14:45		38-42	-4	44 DUCAS A 3pt FG , jump shot made (5)
14:45				14 BOWEN K assist (1)
14:24	10 STUTE M 3pt FG , jump shot missed			
14:23	offensive rebound (23)			
14:23	42 MILLORA-BROWN Q foul drawn (2)			11 SAXEN M foul personal (3 - 3)
14:11	0 LAWRENCE T 2pt FG second chance in the paint, layup made (12)	40-42	-2	
13:52				44 DUCAS A 3pt FG , jump shot missed
13:48	5 MANJON E defensive rebound (4)			
13:45	0 LAWRENCE T 3pt FG , jump shot missed			
13:43				44 DUCAS A defensive rebound (4)
13:43	10 STUTE M foul personal (1 - 1)			44 DUCAS A foul drawn (1)
13:43	42 MILLORA-BROWN Q substitution out			
13:43	21 ROBBINS L substitution in			
13:29	4 WRIGHT J foul personal (1 - 2)			44 DUCAS A foul drawn (2)
13:20				0 JOHNSON L 2pt FG in the paint, layup missed
13:17	10 STUTE M defensive rebound (3)			
13:06				44 DUCAS A substitution out
13:06				33 BARRETT L substitution in
12:58	4 WRIGHT J 2pt FG in the paint, floating jump shot missed			
12:55				11 SAXEN M defensive rebound (4)
12:49		40-45	-5	0 JOHNSON L 3pt FG , jump shot made (11)
12:49				14 BOWEN K assist (2)
12:24	5 MANJON E 2pt FG outside the paint, jump shot missed			
12:20				11 SAXEN M defensive rebound (5)
12:09				33 BARRETT L turnover out of bounds (1)
12:09	0 LAWRENCE T substitution out			
12:09	1 SMITH C substitution in			
12:05	4 WRIGHT J substitution out			
12:05	0 LAWRENCE T substitution in			
11:55	5 MANJON E turnover bad pass (4)			20 MAHANEY A steal (1)
11:51	10 STUTE M foul shooting (2 - 3)			33 BARRETT L foul drawn (1)
11:51				Timeout media
11:51				33 BARRETT L free throw 1 - 2 missed
11:51				offensive dead ball rebound (2)
11:51				33 BARRETT L free throw 2 - 2 missed
11:47	10 STUTE M defensive rebound (4)			
11:40	21 ROBBINS L foul offensive (2 - 4)			11 SAXEN M foul drawn (3)
11:40	21 ROBBINS L turnover offensive (2)			
11:16				turnover (11)
11:04	10 STUTE M turnover lost ball (1)			14 BOWEN K steal (1)
10:37				33 BARRETT L 3pt FG from turnover, jump shot missed
10:35	5 MANJON E defensive rebound (5)			
10:21	21 ROBBINS L 2pt FG in the paint, jump shot made (7)	42-45	-3	
10:08	5 MANJON E foul personal (3 - 5)			20 MAHANEY A foul drawn (2)
10:08	10 STUTE M substitution out			
10:08	20 ANSONG E substitution in			
10:08				33 BARRETT L substitution out



Saint Mary's (CA) at Vanderbilt

11/23/22 Anaheim Arena, Anaheim
2022-23 Men's Basketball

Game Time: 9:00 PM
Game Duration: 2:06
Attendance: 2,483

Officials:

Game Time	VAN	Score	Diff	SMC
10:08				44 DUCAS A substitution in
09:57		42-47	-5	0 JOHNSON L 2pt FG in the paint, layup made (13)
09:37	21 ROBBINS L foul drawn (2)			11 SAXEN M foul personal (4 - 4)
09:37				11 SAXEN M substitution out
09:37				1 WESSELS H substitution in
09:31	0 LAWRENCE T 2pt FG outside the paint, floating jump shot missed			
09:26				0 JOHNSON L defensive rebound (6)
09:17				1 WESSELS H 2pt FG in the paint, hook shot missed
09:13	21 ROBBINS L defensive rebound (5)			
08:57	1 SMITH C turnover bad pass (1)			20 MAHANEY A steal (2)
08:54	5 MANJON E foul shooting (4 - 6)			20 MAHANEY A foul drawn (3)
08:54		42-48	-6	20 MAHANEY A free throw fast break 1 - 2 made (14)
08:54	0 LAWRENCE T substitution out			
08:54	5 MANJON E substitution out			
08:54	4 WRIGHT J substitution in			
08:54	10 STUTE M substitution in			
08:54		42-49	-7	20 MAHANEY A free throw fast break 2 - 2 made (15)
08:37	4 WRIGHT J 2pt FG in the paint, driving layup made (14)	44-49	-5	
08:30				20 MAHANEY A 3pt FG , jump shot missed
08:27	10 STUTE M defensive rebound (5)			
08:20	4 WRIGHT J foul drawn (2)			0 JOHNSON L foul personal (3 - 5)
08:02	21 ROBBINS L 2pt FG in the paint, step back jump shot made (9)	46-49	-3	
07:44	Timeout media			
07:32	10 STUTE M steal (1)			0 JOHNSON L turnover bad pass (4)
07:13	21 ROBBINS L turnover lost ball (3)			14 BOWEN K steal (2)
07:01		46-51	-5	1 WESSELS H 2pt FG from turnover in the paint, dunk, made (2)
07:01				0 JOHNSON L assist (5)
06:48	10 STUTE M foul drawn (2)			1 WESSELS H foul personal (2 - 6)
06:48				1 WESSELS H substitution out
06:48				11 SAXEN M substitution in
06:38	21 ROBBINS L 2pt FG outside the paint, jump shot made (11)	48-51	-3	
06:38	4 WRIGHT J assist (2)			
06:19		48-53	-5	0 JOHNSON L 2pt FG in the paint, layup made (15)
06:19	21 ROBBINS L foul shooting (3 - 7)			0 JOHNSON L foul drawn (3)
06:19				11 SAXEN M substitution out
06:19				1 WESSELS H substitution in
06:19				0 JOHNSON L free throw 1 - 1 missed
06:18	10 STUTE M defensive rebound (6)			
06:11	4 WRIGHT J turnover bad pass (2)			
06:11	20 ANSONG E substitution out			
06:11	0 LAWRENCE T substitution in			
05:56		48-55	-7	1 WESSELS H 2pt FG from turnover in the paint, layup made (4)
05:56				0 JOHNSON L assist (6)
05:37	4 WRIGHT J 3pt FG , jump shot missed			
05:33				0 JOHNSON L defensive rebound (7)
05:28				Timeout 30 Sec
05:28	1 SMITH C substitution out			
05:28	23 DIA M substitution in			



Saint Mary's (CA) at Vanderbilt

11/23/22 Anaheim Arena, Anaheim
2022-23 Men's Basketball

Game Time: 9:00 PM

Game Duration: 2:06

Attendance: 2,483

Officials:

Game Time	VAN	Score	Diff	SMC
05:08		48-57	-9	44 DUCAS A 2pt FG in the paint, floating jump shot made (7)
04:50	4 WRIGHT J 2pt FG outside the paint, jump shot made (16)	50-57	-7	
04:25		50-59	-9	20 MAHANEY A 2pt FG in the paint, layup made (17)
04:19	4 WRIGHT J foul drawn (3)			20 MAHANEY A foul personal (2 - 7)
04:19				1 WESSELS H substitution out
04:19				11 SAXEN M substitution in
04:19	23 DIA M substitution out			
04:19	5 MANJON E substitution in			
04:19	4 WRIGHT J 1&1 free throw 1 made (17)	51-59	-8	
04:19	4 WRIGHT J 1&1 free throw 2 made (18)	52-59	-7	
04:07		52-61	-9	11 SAXEN M 2pt FG in the paint, layup made (16)
04:07				0 JOHNSON L assist (7)
04:07	0 LAWRENCE T foul shooting (2 - 8)			11 SAXEN M foul drawn (4)
04:07		52-62	-10	11 SAXEN M free throw 1 - 1 made (17)
03:58	4 WRIGHT J 2pt FG in the paint, layup made (20)	54-62	-8	
03:35				0 JOHNSON L 2pt FG in the paint, driving layup missed
03:31	10 STUTE M defensive rebound (7)			
03:25	4 WRIGHT J 2pt FG in the paint, driving layup made (22)	56-62	-6	
03:02		56-64	-8	0 JOHNSON L 2pt FG in the paint, layup made (17)
03:02				20 MAHANEY A assist (1)
02:53	0 LAWRENCE T turnover bad pass (2)			44 DUCAS A steal (2)
02:50	4 WRIGHT J foul shooting (2 - 9)			44 DUCAS A foul drawn (3)
02:50				Timeout media
02:50				44 DUCAS A free throw fast break 1 - 2 missed
02:50				offensive dead ball rebound (3)
02:50		56-65	-9	44 DUCAS A free throw fast break 2 - 2 made (8)
02:41	10 STUTE M 3pt FG , jump shot made (11)	59-65	-6	
02:41	4 WRIGHT J assist (3)			
02:07		59-67	-8	11 SAXEN M 2pt FG in the paint, layup made (19)
02:07				0 JOHNSON L assist (8)
01:56	4 WRIGHT J 3pt FG , jump shot missed			
01:52				20 MAHANEY A defensive rebound (6)
01:44				0 JOHNSON L turnover bad pass (5)
01:31	10 STUTE M 2pt FG from turnover in the paint, layup missed			
01:29				defensive rebound (28)
01:09	0 LAWRENCE T foul personal (3 - 10)			0 JOHNSON L foul drawn (4)
01:09				0 JOHNSON L free throw 1 - 2 missed
01:09				offensive dead ball rebound (4)
01:09				0 JOHNSON L free throw 2 - 2 missed
01:06	21 ROBBINS L defensive rebound (6)			
01:04	21 ROBBINS L 2pt FG in the paint, dunk, made (13)	61-67	-6	
01:04	5 MANJON E assist (2)			
01:00				Timeout 30 Sec
00:45		61-69	-8	0 JOHNSON L 2pt FG in the paint, layup made (19)
00:41	5 MANJON E foul drawn (1)			20 MAHANEY A foul personal (3 - 8)
00:41	5 MANJON E 1&1 free throw 1 made (4)	62-69	-7	
00:41	21 ROBBINS L substitution out			
00:41	1 SMITH C substitution in			
00:41	5 MANJON E 1&1 free throw 2 made (5)	63-69	-6	



Saint Mary's (CA) at Vanderbilt

11/23/22 Anaheim Arena, Anaheim
2022-23 Men's Basketball

Game Time: 9:00 PM
Game Duration: 2:06
Attendance: 2,483

Officials:

Game Time	VAN	Score	Diff	SMC
00:29	5 MANJON E foul personal (5 - 11)			20 MAHANEY A foul drawn (4)
00:29	5 MANJON E substitution out			
00:29	21 ROBBINS L substitution in			
00:29				20 MAHANEY A free throw 1 - 2 missed
00:29				offensive dead ball rebound (5)
00:29		63-70	-7	20 MAHANEY A free throw 2 - 2 made (18)
00:25	0 LAWRENCE T foul drawn (4)			0 JOHNSON L foul personal (4 - 9)
00:25	0 LAWRENCE T 1&1 free throw 1 made (13)	64-70	-6	
00:25	0 LAWRENCE T 1&1 free throw 2 missed			
00:24				44 DUCAS A defensive rebound (5)
00:24	10 STUTE M foul personal (3 - 12)			44 DUCAS A foul drawn (4)
00:24				44 DUCAS A free throw 1 - 2 missed
00:24				offensive dead ball rebound (6)
00:24		64-71	-7	44 DUCAS A free throw 2 - 2 made (9)
00:18	21 ROBBINS L 3pt FG , jump shot missed			
00:14	10 STUTE M offensive rebound (8)			
00:14	10 STUTE M foul drawn (3)			20 MAHANEY A foul personal (4 - 10)
00:14	10 STUTE M free throw 1 - 2 missed			
00:14	offensive dead ball rebound (3)			
00:14	10 STUTE M free throw 2 - 2 made (12)	65-71	-6	
00:12	1 SMITH C foul personal (2 - 13)			20 MAHANEY A foul drawn (5)
00:12		65-72	-7	20 MAHANEY A free throw 1 - 2 made (19)
00:12		65-73	-8	20 MAHANEY A free throw 2 - 2 made (20)
00:12				Timeout 60 Sec
00:12				0 JOHNSON L substitution out
00:12				11 SAXEN M substitution out
00:12				44 DUCAS A substitution out
00:12				1 WESSELS H substitution in
00:12				3 MARCIULIONIS A substitution in
00:12				15 HOWELL C substitution in
00:06	10 STUTE M 3pt FG , jump shot missed			
00:03				15 HOWELL C defensive rebound (1)
00:03	21 ROBBINS L foul personal (4 - 14)			15 HOWELL C foul drawn (1)
00:03		65-74	-9	15 HOWELL C free throw 1 - 2 made (1)
00:03		65-75	-10	15 HOWELL C free throw 2 - 2 made (2)
END OF GAME				
VAN 65-75 SMC				



Saint Mary's (CA) at Vanderbilt

11/23/22 Anaheim Arena, Anaheim
2022-23 Men's Basketball

Game Time: 9:00 PM
Game Duration: 2:06
Attendance: 2,483

Officials:

Saint Mary's (CA) - 40

NO.	Name	F/C	Min	FG			3P			FT			Rebounds			Fouls		TP	AS	TO	ST	Blocks		+/-
				M-A	M-A	M-A	OR	DR	TOT	PF	FD	BS	BA											
14	Kyle Bowen	F	20:00	0-0	0-0	0-0	0	0	0	1	0	0	2	0	2	0	2	0	2	0	0	2		
11	Mitchell Saxen	C	14:59	3-4	0-0	1-1	0	3	3	2	2	7	0	0	1	0	0	1	0	0	-4			
0	Logan Johnson	G	19:48	6-8	1-1	0-3	0	3	3	2	2	13	4	3	0	0	0	0	0	0				
3	Augustas Marciulionis	G	03:59	0-0	0-0	0-0	0	0	0	1	0	0	2	0	1	0	0	0	-3					
44	Alex Ducas	G	16:50	2-5	1-4	2-4	0	2	2	0	4	7	0	0	1	0	0	-1						
5	Joshua Jefferson		00:00	0-0	0-0	0-0	0	0	0	0	0	0	0	0	0	0	0	0	0					
20	Aidan Mahaney		16:13	1-3	0-1	5-6	0	1	1	3	4	7	1	0	2	0	0	7						
33	Luke Barrett		02:58	0-1	0-1	0-2	0	0	0	0	1	0	0	1	0	0	1							
1	Harry Wessels		05:01	2-3	0-0	0-0	0	0	0	1	0	4	0	0	0	0	0	6						
15	Chris Howell		00:12	0-0	0-0	2-2	0	1	1	0	1	2	0	0	0	0	0	2						
Team							0	1	1			0		2										
Totals				14-24	2-7	10-18	0	11	11	10	14	40	9	6	7	0	0	2						

Shooting By Period		
2nd FG%	14-24	58.3%
3PT%	2-7	28.6%
FT%	10-18	55.6%
GM FG%	14-24	58.3%
3PT%	2-7	28.6%
FT%	10-18	55.6%

Dead Ball Rebounds: 5, 0

Technical Fouls::NONE

Vanderbilt - 38

NO.	Name	F/C	Min	FG			3P			FT			Rebounds			Fouls		TP	AS	TO	ST	Blocks		+/-
				M-A	M-A	M-A	OR	DR	TOT	PF	FD	BS	BA											
10	Myles Stute	F	18:46	3-6	3-5	1-2	1	6	7	3	2	10	0	1	1	0	0	1						
42	Quentin Millora-Brown	F	06:17	0-0	0-0	0-0	0	0	0	0	2	0	0	0	0	0	6							
0	Tyrin Lawrence	G	17:13	3-5	0-1	2-4	0	2	2	2	2	8	0	1	0	0	-3							
4	Jordan Wright	G	16:49	4-8	0-2	2-2	0	0	0	2	2	10	3	2	0	0	-1							
5	Ezra Manjon	G	14:56	0-2	0-0	2-2	0	3	3	3	1	2	2	2	0	0	5							
21	Liam Robbins		13:31	4-5	0-1	0-0	0	2	2	3	1	8	0	2	0	0	-9							
1	Colin Smith		07:22	0-0	0-0	0-0	0	0	0	1	0	0	0	1	0	0	-5							
20	Emmanuel Ansong		03:57	0-0	0-0	0-0	0	0	0	0	0	0	0	0	0	0	-2							
23	Malik Dia		01:09	0-0	0-0	0-0	0	0	0	0	0	0	0	0	0	0	-2							
Team							1	0	1			0		0										
Totals				14-26	3-9	7-10	2	13	15	14	10	38	5	9	1	0	0	-2						

Shooting By Period		
2nd FG%	14-26	53.8%
3PT%	3-9	33.3%
FT%	7-10	70%
GM FG%	14-26	53.8%
3PT%	3-9	33.3%
FT%	7-10	70.0%

Dead Ball Rebounds: 2, 0

Technical Fouls::NONE

	SMC	VAN
Biggest lead	10 (2 nd 4:07)	1 (2 nd 17:23)
Best Scoring Run	6(2 nd 5:08)	9(2 nd 17:23)
Lead Changes	2	
Times Tied	0	
Time with Lead	19:26	00:19

Points from	SMC	VAN
Turnovers	9	3
Paint	24	16
Second Chance	0	3
Fast Breaks	5	2
Bench	13	8

	Period by Period Scoring		
	1st	2nd	TOT
SMC	35	40	75
VAN	27	38	65



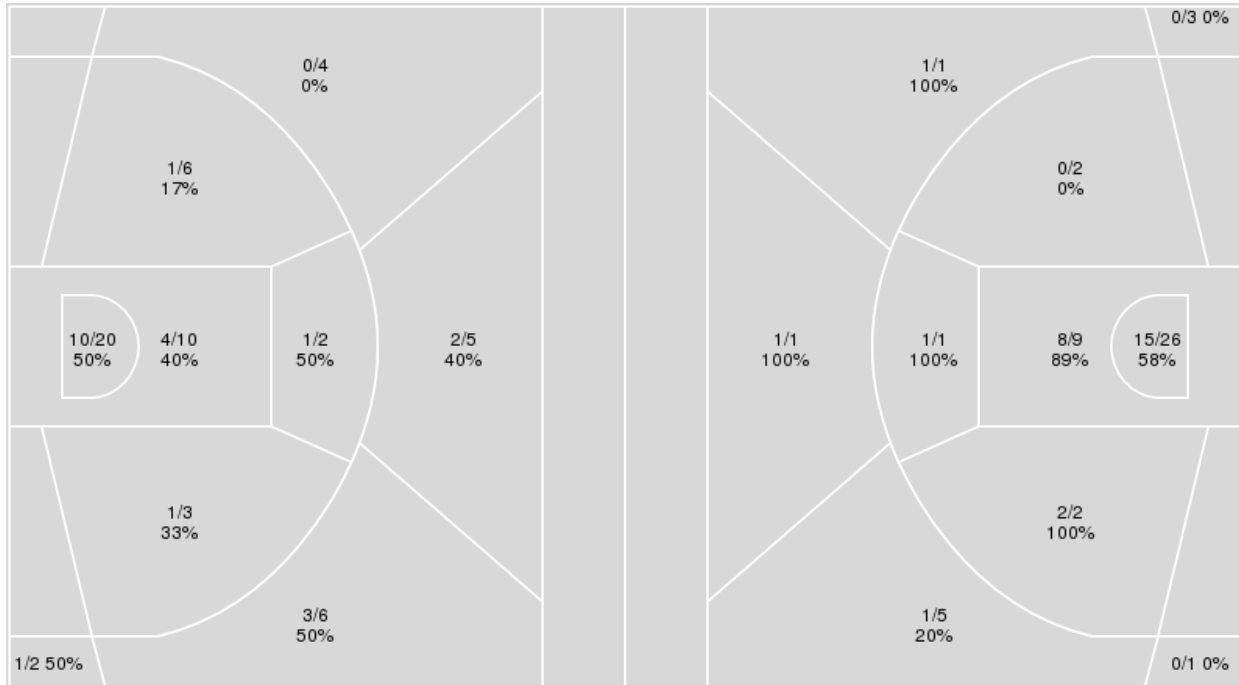
Officials:

{ Players => All; } FG Types => All; Results => All;

{ Players => All; } FG Types => All; Results => All;

Vanderbilt

Saint Mary's (CA)



Vanderbilt	M/A	%
Field Goals	23/58	40
2 Points	17/41	41
3 Points	6/17	35
Free Throws	13/17	76

Saint Mary's (CA)	M/A	%
Field Goals	29/51	57
2 Points	26/40	65
3 Points	3/11	27
Free Throws	14/25	56



Saint Mary's (CA) at Vanderbilt

11/23/22 Anaheim Arena, Anaheim
2022-23 Men's Basketball

Game Time: 9:00 PM
Game Duration: 2:06
Attendance: 2,483

Officials:

Saint Mary's (CA)

No	Name	Mins		Score		Points Diff		Points per Min		Assists		Rebounds		Steals		Turnovers	
		On	Off	On	Off	On	Off	On	Off	On	Off	On	Off	On	Off	On	Off
0	Logan Johnson	33:54	06:06	60 - 55	15 - 10	5	5	1.77	2.46	13	0	24	6	9	0	12	1
1	Harry Wessels	09:08	30:52	20 - 11	55 - 54	9	1	2.19	1.78	2	11	7	23	2	7	2	11
3	Augustas Marciulionis	15:52	24:08	25 - 23	50 - 42	2	8	1.58	2.07	3	10	12	18	4	5	5	8
5	Joshua Jefferson	01:35	38:25	5 - 5	70 - 60	0	10	3.16	1.82	0	13	1	29	0	9	0	13
11	Mitchell Saxen	30:52	09:08	55 - 54	20 - 11	1	9	1.78	2.19	11	2	23	7	7	2	11	2
14	Kyle Bowen	38:25	01:35	70 - 60	5 - 5	10	0	1.82	3.16	13	0	29	1	9	0	13	0
15	Chris Howell	00:12	39:48	2 - 0	73 - 65	2	8	10.00	1.83	0	13	1	29	0	9	0	13
20	Aidan Mahaney	30:14	09:46	65 - 52	10 - 13	13	-3	2.15	1.02	10	3	24	6	5	4	9	4
33	Luke Barrett	07:09	32:51	11 - 9	64 - 56	2	8	1.54	1.95	2	11	7	23	2	7	3	10
44	Alex Ducas	32:39	07:21	62 - 56	13 - 9	6	4	1.90	1.77	11	2	22	8	7	2	10	3

Vanderbilt

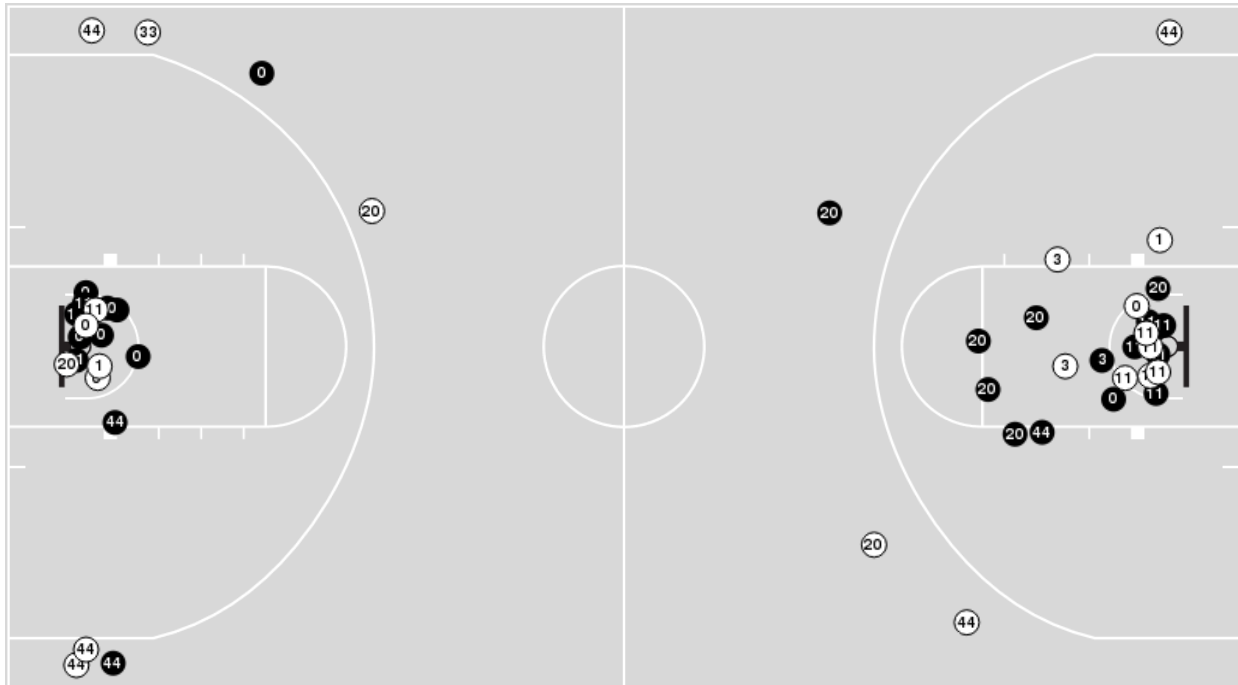
No	Name	Mins		Score		Points Diff		Points per Min		Assists		Rebounds		Steals		Turnovers	
		On	Off	On	Off	On	Off	On	Off	On	Off	On	Off	On	Off	On	Off
0	Tyrin Lawrence	33:06	06:54	54 - 62	11 - 13	-8	-2	1.63	1.59	6	2	27	6	2	1	11	3
1	Colin Smith	16:41	23:19	28 - 36	37 - 39	-8	-2	1.68	1.59	4	4	12	21	1	2	7	7
4	Jordan Wright	33:23	06:37	62 - 66	3 - 9	-4	-6	1.86	0.45	8	0	26	7	3	0	10	4
5	Ezra Manjon	29:40	10:20	43 - 43	22 - 32	0	-10	1.45	2.13	5	3	28	5	2	1	12	2
10	Myles Stute	33:06	06:54	55 - 60	10 - 15	-5	-5	1.66	1.45	5	3	29	4	3	0	12	2
20	Emmanuel Ansong	08:56	31:04	10 - 21	55 - 54	-11	1	1.12	1.77	2	6	7	26	1	2	4	10
21	Liam Robbins	23:05	16:55	43 - 52	22 - 23	-9	-1	1.86	1.30	5	3	20	13	1	2	8	6
23	Malik Dia	05:20	34:40	9 - 12	56 - 63	-3	-7	1.69	1.62	2	6	3	30	0	3	0	14
42	Quentin Millora-Brown	16:43	23:17	21 - 23	44 - 52	-2	-8	1.26	1.89	3	5	13	20	2	1	6	8



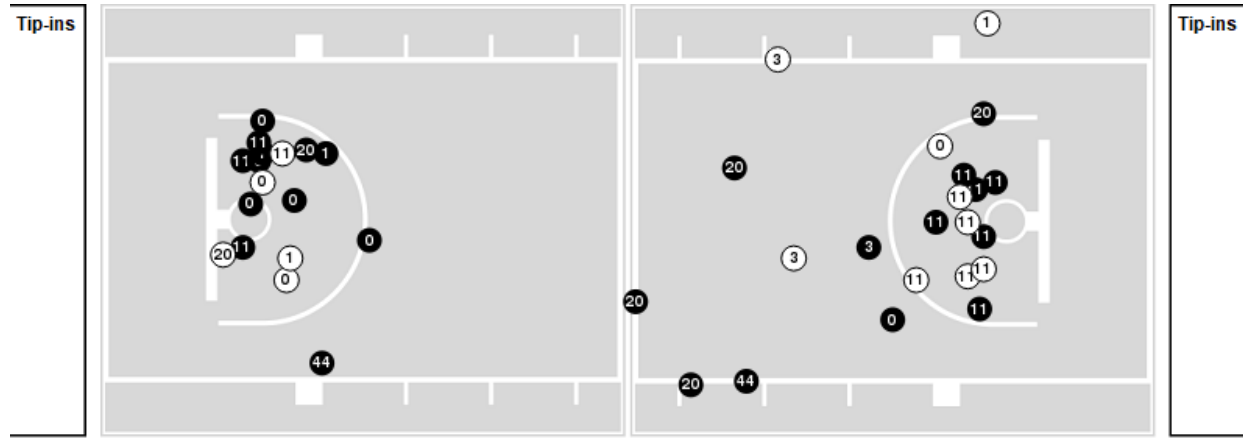
Officials:

Players => AllFG Types=>AllResults=>All
Saint Mary's (CA)

All Field Goals



Blow Up Chart



● Made ○ Missed N - Player Number

Saint Mary's (CA)	M/A	%
Field Goals	29/51	57
2 Points	26/40	65
3 Points	3/11	27
Free Throws	14/25	56

Saint Mary's (CA)	M/A	%
Points in the Paint	46 (23 / 35)	66
Fast Break Points	8 (5/6)	83
Second Chance Points	0 (0/1)	0
Effective FG%	60	

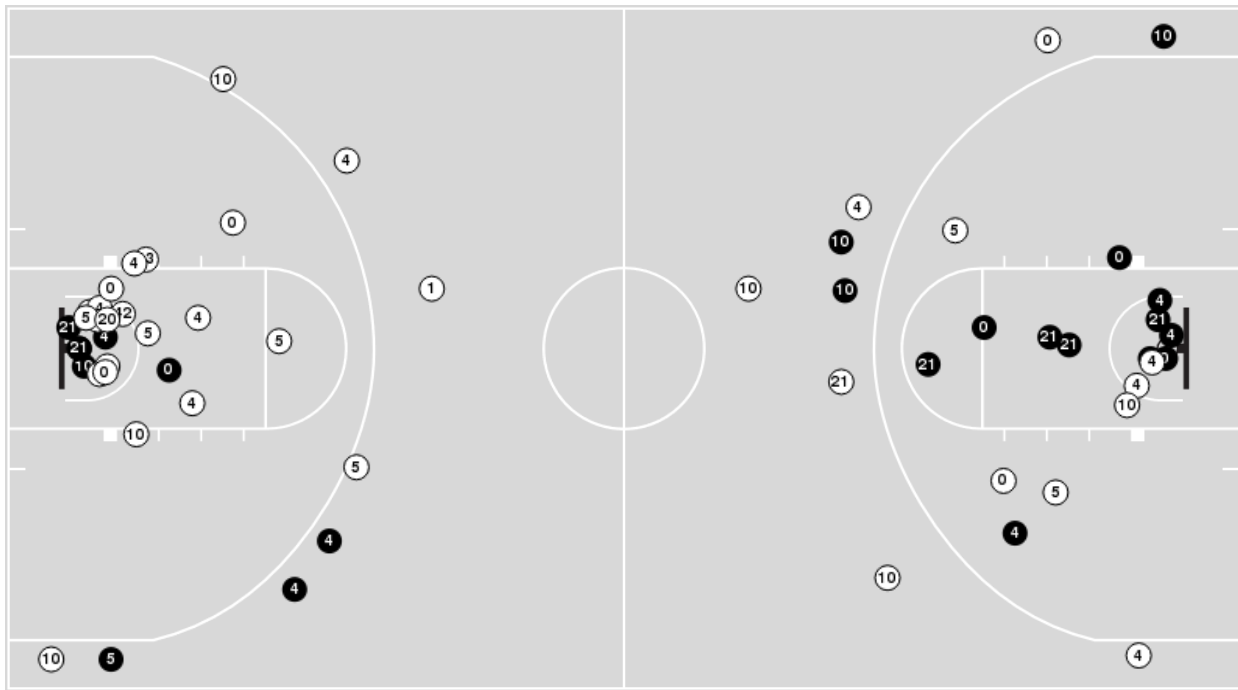


Officials:

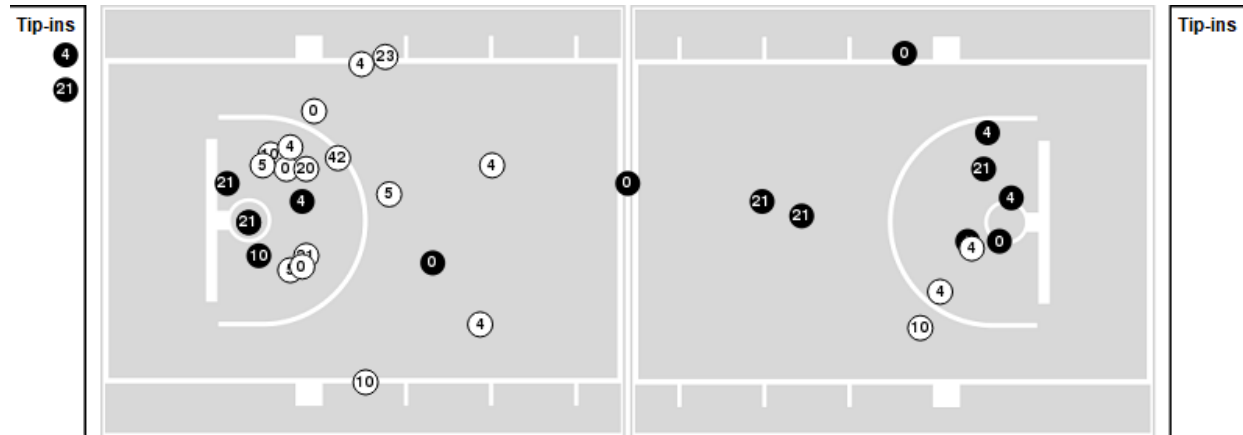
Players => AllFG Types=>AllResults=>All

Vanderbilt

All Field Goals



Blow Up Chart



● Made ○ Missed N - Player Number

Vanderbilt	M/A	%
Field Goals	23/58	40
2 Points	17/41	41
3 Points	6/17	35
Free Throws	13/17	76

Vanderbilt	M/A	%
Points in the Paint	28 (14 / 30)	47
Fast Break Points	2 (2/2)	100
Second Chance Points	10 (6/11)	55
Effective FG%	45	



Saint Mary's (CA) at Vanderbilt

11/23/22 Anaheim Arena, Anaheim
2022-23 Men's Basketball

Game Time: 9:00 PM
Game Duration: 2:06
Attendance: 2,483

Officials:

Saint Mary's (CA)

Lineup	Quarter On	Time On	Quarter Off	Time Off	Time on Court	Score	Score Diff	Reb	Stl	Tov	Ass	PPP
0- Johnson L/ 3- Marciulionis A/ 11- Saxen M/ 14- Bowen K/ 44- Ducas A/	1	20:00	1	14:01	05:59	6-4	2	5	2	3	1	0.6000
0- Johnson L/ 11- Saxen M/ 14- Bowen K/ 20- Mahaney A/ 44- Ducas A/	1	14:01	1	11:29	02:32	6-7	-1	1	0	1	2	1.3514
0- Johnson L/ 11- Saxen M/ 14- Bowen K/ 20- Mahaney A/ 33- Barrett L/	1	11:29	1	08:49	02:40	6-5	1	3	0	1	1	1.2295
0- Johnson L/ 1- Wessels H/ 14- Bowen K/ 20- Mahaney A/ 33- Barrett L/	1	08:49	1	08:49	00:00	0-0	0	0	0	0	0	0.0000
1- Wessels H/ 3- Marciulionis A/ 14- Bowen K/ 20- Mahaney A/ 33- Barrett L/	1	08:49	1	07:18	01:31	2-2	0	2	0	0	0	1.0000
1- Wessels H/ 3- Marciulionis A/ 14- Bowen K/ 20- Mahaney A/ 44- Ducas A/	1	07:18	1	04:42	02:36	6-3	3	2	0	1	0	1.2000
0- Johnson L/ 11- Saxen M/ 14- Bowen K/ 20- Mahaney A/ 44- Ducas A/	1	04:42	1	01:47	02:55	4-1	3	5	0	1	0	0.9259
3- Marciulionis A/ 11- Saxen M/ 14- Bowen K/ 20- Mahaney A/ 44- Ducas A/	1	01:47	1	01:35	00:12	0-0	0	0	0	0	0	0.0000
3- Marciulionis A/ 5- Jefferson J/ 11- Saxen M/ 20- Mahaney A/ 44- Ducas A/	1	01:35	2	20:00	01:35	5-5	0	1	0	0	0	1.6667
0- Johnson L/ 3- Marciulionis A/ 11- Saxen M/ 14- Bowen K/ 44- Ducas A/	2	20:00	2	16:13	03:47	4-9	-5	1	2	1	2	0.6667
0- Johnson L/ 11- Saxen M/ 14- Bowen K/ 20- Mahaney A/ 44- Ducas A/	2	16:13	2	13:06	03:07	3-4	-1	2	0	1	1	0.6000
0- Johnson L/ 11- Saxen M/ 14- Bowen K/ 20- Mahaney A/ 33- Barrett L/	2	13:06	2	10:08	02:58	3-2	1	2	2	2	1	0.6148
0- Johnson L/ 11- Saxen M/ 14- Bowen K/ 20- Mahaney A/ 44- Ducas A/	2	10:08	2	09:37	00:31	2-0	2	0	0	0	0	2.0000
0- Johnson L/ 1- Wessels H/ 14- Bowen K/ 20- Mahaney A/ 44- Ducas A/	2	09:37	2	06:48	02:49	4-4	0	1	2	1	1	0.8197
0- Johnson L/ 11- Saxen M/ 14- Bowen K/ 20- Mahaney A/ 44- Ducas A/	2	06:48	2	06:19	00:29	2-2	0	0	0	0	0	2.0000
0- Johnson L/ 1- Wessels H/ 14- Bowen K/ 20- Mahaney A/ 44- Ducas A/	2	06:19	2	04:19	02:00	6-2	4	1	0	0	1	1.7442
0- Johnson L/ 11- Saxen M/ 14- Bowen K/ 20- Mahaney A/ 44- Ducas A/	2	04:19	2	00:12	04:07	14-15	-1	3	1	1	3	1.2915
1- Wessels H/ 3- Marciulionis A/ 14- Bowen K/ 15- Howell C/ 20- Mahaney A/	2	00:12	2	00:00	00:12	2-0	2	1	0	0	0	2.2727



Official Basketball Rotations Summary - Final
Saint Mary's (CA) at Vanderbilt
 11/23/22 Anaheim Arena, Anaheim
 2022-23 Men's Basketball

Game Time: 9:00 PM
 Game Duration: 2:06
 Attendance: 2,483

Officials:

Vanderbilt

Lineup	Quarter On	Time On	Quarter Off	Time Off	Time on Court	Score	Score Diff	Reb	Stl	Tov	Ass	PPP
0- Lawrence T/ 4- Wright J/ 5- Manjon E/ 10- Stute M/ 42- Millora-Brown Q/	1	20:00	1	15:05	04:55	4-6	-2	3	2	3	0	0.5076
0- Lawrence T/ 4- Wright J/ 5- Manjon E/ 10- Stute M/ 21- Robbins L/	1	15:05	1	14:01	01:04	0-0	0	3	0	0	0	0.0000
0- Lawrence T/ 1- Smith C/ 4- Wright J/ 10- Stute M/ 21- Robbins L/	1	14:01	1	11:29	02:32	7-6	1	1	0	0	0	1.7500
0- Lawrence T/ 1- Smith C/ 4- Wright J/ 21- Robbins L/ 23- Dia M/	1	11:29	1	08:49	02:40	5-6	-1	1	0	0	2	1.0000
1- Smith C/ 4- Wright J/ 5- Manjon E/ 21- Robbins L/ 23- Dia M/	1	08:49	1	07:18	01:31	2-2	0	2	0	0	0	0.6667
1- Smith C/ 4- Wright J/ 5- Manjon E/ 20- Ansong E/ 42- Millora-Brown Q/	1	07:18	1	05:49	01:29	3-4	-1	0	0	1	1	1.5000
1- Smith C/ 5- Manjon E/ 10- Stute M/ 20- Ansong E/ 42- Millora-Brown Q/	1	05:49	1	04:42	01:07	0-2	-2	2	0	0	0	0.0000
0- Lawrence T/ 5- Manjon E/ 10- Stute M/ 20- Ansong E/ 42- Millora-Brown Q/	1	04:42	1	02:23	02:19	1-4	-3	2	0	0	0	0.2577
0- Lawrence T/ 4- Wright J/ 5- Manjon E/ 10- Stute M/ 42- Millora-Brown Q/	1	02:23	1	01:47	00:36	0-0	0	0	0	0	0	0.0000
0- Lawrence T/ 4- Wright J/ 5- Manjon E/ 10- Stute M/ 21- Robbins L/	1	01:47	1	00:04	01:43	5-2	3	4	0	1	0	1.5060
0- Lawrence T/ 4- Wright J/ 10- Stute M/ 20- Ansong E/ 21- Robbins L/	1	00:04	2	20:00	00:04	0-3	-3	0	0	0	0	0.0000
0- Lawrence T/ 4- Wright J/ 5- Manjon E/ 10- Stute M/ 42- Millora-Brown Q/	2	20:00	2	13:43	06:17	13-7	6	6	0	2	2	1.1949
0- Lawrence T/ 4- Wright J/ 5- Manjon E/ 10- Stute M/ 21- Robbins L/	2	13:43	2	12:09	01:34	0-3	-3	1	0	0	0	0.0000
1- Smith C/ 4- Wright J/ 5- Manjon E/ 10- Stute M/ 21- Robbins L/	2	12:09	2	12:05	00:04	0-0	0	0	0	0	0	0.0000
0- Lawrence T/ 1- Smith C/ 5- Manjon E/ 10- Stute M/ 21- Robbins L/	2	12:05	2	10:08	01:57	2-0	2	2	0	3	0	0.5000
0- Lawrence T/ 1- Smith C/ 5- Manjon E/ 20- Ansong E/ 21- Robbins L/	2	10:08	2	08:54	01:14	0-3	-3	1	0	1	0	0.0000
1- Smith C/ 4- Wright J/ 10- Stute M/ 20- Ansong E/ 21- Robbins L/	2	08:54	2	06:11	02:43	6-5	1	2	1	2	1	1.2000
0- Lawrence T/ 1- Smith C/ 4- Wright J/ 10- Stute M/ 21- Robbins L/	2	06:11	2	05:28	00:43	0-2	-2	0	0	0	0	0.0000
0- Lawrence T/ 4- Wright J/ 10- Stute M/ 21- Robbins L/ 23- Dia M/	2	05:28	2	04:19	01:09	2-4	-2	0	0	0	0	2.0000
0- Lawrence T/ 4- Wright J/ 5- Manjon E/ 10- Stute M/ 21- Robbins L/	2	04:19	2	00:41	03:38	12-10	2	2	0	1	2	1.4423
0- Lawrence T/ 1- Smith C/ 4- Wright J/ 5- Manjon E/ 10- Stute M/	2	00:41	2	00:29	00:12	1-0	1	0	0	0	0	2.2727
0- Lawrence T/ 1- Smith C/ 4- Wright J/ 10- Stute M/ 21- Robbins L/	2	00:29	2	00:00	00:29	2-6	-4	1	0	0	0	0.7246



Officials:

Saint Mary's (CA)

Lineup	Time	Score	Score Diff	Pts/Min	Reb	Stl	Tov	Ass	PPP
0- Johnson L/ 11- Saxen M/ 14- Bowen K/ 20- Mahaney A/ 44- Ducas A/	13:41	31-29	2	2.2655	11	1	4	6	1.1654
0- Johnson L/ 3- Marciulionis A/ 11- Saxen M/ 14- Bowen K/ 44- Ducas A/	09:46	10-13	-3	1.0239	6	4	4	3	0.6250
0- Johnson L/ 11- Saxen M/ 14- Bowen K/ 20- Mahaney A/ 33- Barrett L/	05:38	9-7	2	1.5976	5	2	3	2	0.9221
0- Johnson L/ 1- Wessels H/ 14- Bowen K/ 20- Mahaney A/ 44- Ducas A/	04:49	10-6	4	2.0761	2	2	1	2	1.2019
1- Wessels H/ 3- Marciulionis A/ 14- Bowen K/ 20- Mahaney A/ 44- Ducas A/	02:36	6-3	3	2.3077	2	0	1	0	1.2000
3- Marciulionis A/ 5- Jefferson J/ 11- Saxen M/ 20- Mahaney A/ 44- Ducas A/	01:35	5-5	0	3.1579	1	0	0	0	1.6667
1- Wessels H/ 3- Marciulionis A/ 14- Bowen K/ 20- Mahaney A/ 33- Barrett L/	01:31	2-2	0	1.3187	2	0	0	0	1.0000
3- Marciulionis A/ 11- Saxen M/ 14- Bowen K/ 20- Mahaney A/ 44- Ducas A/	00:12	0-0	0	0.0000	0	0	0	0	0.0000
1- Wessels H/ 3- Marciulionis A/ 14- Bowen K/ 15- Howell C/ 20- Mahaney A/	00:12	2-0	2	10.0000	1	0	0	0	2.2727
0- Johnson L/ 1- Wessels H/ 14- Bowen K/ 20- Mahaney A/ 33- Barrett L/	00:00	0-0	0	NaN	0	0	0	0	0.0000



Official Basketball Line Up Analysis - Final
Saint Mary's (CA) at Vanderbilt
 11/23/22 Anaheim Arena, Anaheim
 2022-23 Men's Basketball

Game Time: 9:00 PM
 Game Duration: 2:06
 Attendance: 2,483

Officials:

Vanderbilt

Lineup	Time	Score	Score Diff	Pts/Min	Reb	Stl	Tov	Ass	PPP
0- Lawrence T/ 4- Wright J/ 5- Manjon E/ 10- Stute M/ 42- Millora-Brown Q/	11:48	17-13	4	1.4407	9	2	5	2	0.8603
0- Lawrence T/ 4- Wright J/ 5- Manjon E/ 10- Stute M/ 21- Robbins L/	07:59	17-15	2	2.1294	10	0	2	2	1.1612
0- Lawrence T/ 1- Smith C/ 4- Wright J/ 10- Stute M/ 21- Robbins L/	03:44	9-14	-5	2.4107	2	0	0	0	1.1598
1- Smith C/ 4- Wright J/ 10- Stute M/ 20- Ansong E/ 21- Robbins L/	02:43	6-5	1	2.2086	2	1	2	1	1.2000
0- Lawrence T/ 1- Smith C/ 4- Wright J/ 21- Robbins L/ 23- Dia M/	02:40	5-6	-1	1.8750	1	0	0	2	1.0000
0- Lawrence T/ 5- Manjon E/ 10- Stute M/ 20- Ansong E/ 42- Millora-Brown Q/	02:19	1-4	-3	0.4317	2	0	0	0	0.2577
0- Lawrence T/ 1- Smith C/ 5- Manjon E/ 10- Stute M/ 21- Robbins L/	01:57	2-0	2	1.0256	2	0	3	0	0.5000
1- Smith C/ 4- Wright J/ 5- Manjon E/ 21- Robbins L/ 23- Dia M/	01:31	2-2	0	1.3187	2	0	0	0	0.6667
1- Smith C/ 4- Wright J/ 5- Manjon E/ 20- Ansong E/ 42- Millora-Brown Q/	01:29	3-4	-1	2.0225	0	0	1	1	1.5000
0- Lawrence T/ 1- Smith C/ 5- Manjon E/ 20- Ansong E/ 21- Robbins L/	01:14	0-3	-3	0.0000	1	0	1	0	0.0000
0- Lawrence T/ 4- Wright J/ 10- Stute M/ 21- Robbins L/ 23- Dia M/	01:09	2-4	-2	1.7391	0	0	0	0	2.0000
1- Smith C/ 5- Manjon E/ 10- Stute M/ 20- Ansong E/ 42- Millora-Brown Q/	01:07	0-2	-2	0.0000	2	0	0	0	0.0000
0- Lawrence T/ 1- Smith C/ 4- Wright J/ 5- Manjon E/ 10- Stute M/	00:12	1-0	1	5.0000	0	0	0	0	2.2727
0- Lawrence T/ 4- Wright J/ 10- Stute M/ 20- Ansong E/ 21- Robbins L/	00:04	0-3	-3	0.0000	0	0	0	0	0.0000
1- Smith C/ 4- Wright J/ 5- Manjon E/ 10- Stute M/ 21- Robbins L/	00:04	0-0	0	0.0000	0	0	0	0	0.0000