



Officials: Tony Greene, Chris Ford, Lucas Santos

Morehead St. - 43

Record: 2-3

NO.	Name	Min	FG			3P			FT			Rebounds			Fouls		TP	AS	TO	ST	Blocks		+/-
			M-A	M-A	M-A	OR	DR	TOT	PF	FD	BS	BA											
45	Alex Gross	F 22:32	7-11	0-0	0-0	1	3	4	5	0	14	0	0	0	0	1	0	0	0	0	1	-18	
0	Mark Freeman	G 24:42	1-7	0-2	1-2	0	1	1	1	2	3	3	2	0	0	1	0	0	0	1	-14		
3	Drew Thelwell	G 29:11	4-11	1-5	2-2	1	9	10	1	1	11	1	1	2	1	0	0	1	0	-29			
5	Branden Maughmer	G 30:06	1-8	0-5	0-0	0	1	1	0	4	2	1	0	3	0	1	0	0	1	-23			
24	Jake Wolfe	G 27:44	1-8	1-5	0-0	0	4	4	4	2	3	2	2	0	0	2	0	0	2	-27			
1	Tucson Redding	17:15	1-7	0-4	2-2	0	0	0	2	1	4	0	0	0	0	0	0	0	0	-13			
22	LJ Bryan	15:30	1-2	0-0	1-3	1	1	2	1	4	3	0	1	0	1	0	1	0	-14				
15	Kalil Thomas	16:32	1-4	1-4	0-0	0	5	5	4	0	3	0	1	0	0	0	0	0	-15				
11	Trent Scott	13:09	0-4	0-2	0-0	0	1	1	0	1	0	0	1	0	0	1	0	0	-13				
21	Reis Jones	01:58	0-1	0-0	0-0	0	0	0	2	0	0	0	0	0	0	0	0	1	-1				
14	Chris Cole	01:21	0-0	0-0	0-0	0	0	0	0	0	0	0	0	0	0	0	0	0	2				
Team									3 2 5					0		0							
Totals			17-63	3-27	6-9	6	27	33	20	15	43	7	8	5	2	7					-33		

Shooting By Period		
1st FG%	6-30	20.0%
3PT%	0-12	0.0%
FT%	1-2	50%
2nd FG%	11-33	33.3%
3PT%	3-15	20.0%
FT%	5-7	71.4%
GM FG%	17-63	27.0%
3PT%	3-27	11.1%
FT%	6-9	66.7%

Dead Ball Rebounds: 2, 0

Technical Fouls::NONE

Vanderbilt - 76

Record: 2-2

NO.	Name	Min	FG			3P			FT			Rebounds			Fouls		TP	AS	TO	ST	Blocks		+/-
			M-A	M-A	M-A	OR	DR	TOT	PF	FD	BS	BA											
10	Myles Stute	F 21:38	2-7	1-4	0-0	2	4	6	0	1	5	0	1	0	0	0	0	0	0	0	18		
42	Quentin Millora-Brown	F 14:45	3-3	0-0	2-2	1	2	3	1	2	8	0	0	0	0	0	0	0	0	10			
0	Tyrin Lawrence	G 27:37	8-11	1-3	0-1	1	4	5	2	2	17	1	2	1	0	0	0	0	20				
4	Jordan Wright	G 25:18	3-8	1-2	1-2	2	5	7	1	3	8	2	2	1	0	0	0	0	19				
5	Ezra Manjon	G 24:54	3-6	0-2	0-0	0	4	4	1	2	6	3	1	0	0	1	0	1	23				
21	Liam Robbins	16:44	4-6	1-2	0-0	2	5	7	2	2	9	2	2	0	4	0	0	23					
1	Colin Smith	12:54	0-2	0-0	2-3	0	3	3	1	1	2	1	0	0	0	0	0	17					
20	Emmanuel Ansong	10:56	1-3	0-0	1-2	0	4	4	0	2	3	0	0	0	0	0	0	9					
23	Malik Dia	15:05	3-6	2-4	1-2	1	2	3	0	2	9	0	0	0	0	0	0	18					
22	Graham Calton	06:47	0-1	0-0	0-0	0	0	0	2	0	0	1	0	0	0	0	0	9					
2	Noah Shelby	11:54	2-6	2-6	2-4	0	2	2	2	2	8	0	0	0	0	1	3	0					
34	Lee Dort	08:46	0-0	0-0	1-2	1	2	3	3	1	1	1	3	0	2	0	0	0					
11	Adrian Samuels	01:21	0-0	0-0	0-0	0	0	0	0	0	0	0	0	0	1	0	0	-2					
25	Miles Keeffe	01:21	0-0	0-0	0-0	0	1	1	0	0	0	0	0	0	0	0	0	-2					
Team						0 2 2					0		2										
Totals			29-59	8-23	10-18	10	40	50	15	20	76	11	13	2	7	2	33						

Shooting By Period		
1st FG%	17-33	51.5%
3PT%	2-7	28.6%
FT%	2-4	50%
2nd FG%	12-26	46.2%
3PT%	6-16	37.5%
FT%	8-14	57.1%
GM FG%	29-59	49.2%
3PT%	8-23	34.8%
FT%	10-18	55.6%

Dead Ball Rebounds: 1, 1

Technical Fouls::NONE

	More	Vandy
Biggest lead	2 (1st 19:41)	36 (2nd 9:45)
Best Scoring Run	6(2nd 4:46)	11(1st 11:35)
Lead Changes	1	
Times Tied	3	
Time with Lead	00:26	37:59

	More	Vandy
Points from		
Turnovers	4	4
Paint	22	36
Second Chance	6	12
Fast Breaks	2	2
Bench	10	32

	Period by Period Scoring		
	1st	2nd	TOT
More	13	30	43
Vandy	38	38	76



Period 1

Quarter Starters:

Vandy	0 Lawrence T	4 Wright J	5 Manjon E	10 Stute M	42 Millora-Brown Q
More	0 Freeman M	3 Thelwell D	5 Maughmer B	24 Wolfe J	45 Gross A

Game Time	Vandy	Score	Diff	More
20:00	42 MILLORA-BROWN Q jumpball lost			45 GROSS A jumpball won
19:41		0-2	-2	45 GROSS A 2pt FG in the paint, turnaround jump shot made (2)
19:15	0 LAWRENCE T 2pt FG outside the paint, pull up jump shot made (2)	2-2	0	
18:47				0 FREEMAN M 3pt FG , jump shot missed
18:44	4 WRIGHT J defensive rebound (1)			
18:39	5 MANJON E 2pt FG fast break in the paint, driving layup made (2)	4-2	2	
18:17				5 MAUGHMER B 3pt FG , jump shot missed
18:15				45 GROSS A offensive rebound (1)
18:02		4-4	0	5 MAUGHMER B 2pt FG second chance outside the paint, pull up jump shot made (2)
17:45	0 LAWRENCE T 2pt FG in the paint, driving layup made (4)	6-4	2	
17:45	5 MANJON E assist (1)			
17:17				45 GROSS A 2pt FG outside the paint, jump shot missed
17:17	4 WRIGHT J defensive rebound (2)			
17:17	0 LAWRENCE T foul drawn (1)			24 WOLFE J foul personal (1 - 1)
16:59	4 WRIGHT J foul drawn (1)			0 FREEMAN M foul personal (1 - 2)
16:42	5 MANJON E 3pt FG , jump shot missed			
16:39				3 THELWELL D defensive rebound (1)
16:12		6-6	0	45 GROSS A 2pt FG in the paint, turnaround jump shot made (4)
15:54	4 WRIGHT J 2pt FG in the paint, jump shot missed			
15:49	4 WRIGHT J offensive rebound (3)			
15:49	4 WRIGHT J 2pt FG second chance in the paint, layup made (2)	8-6	2	
15:33				0 FREEMAN M 2pt FG outside the paint, pull up jump shot missed
15:31	4 WRIGHT J defensive rebound (4)			
15:21	5 MANJON E turnover bad pass (1)			
15:21	Timeout media			
15:21	42 MILLORA-BROWN Q substitution out			
15:21	21 ROBBINS L substitution in			
15:21				3 THELWELL D substitution out
15:21				1 REDDING T substitution in
14:56				0 FREEMAN M turnover travel (1)
14:29	4 WRIGHT J foul drawn (2)			45 GROSS A foul shooting (1 - 3)
14:29	4 WRIGHT J free throw 1 - 2 made (3)	9-6	3	
14:29				45 GROSS A substitution out
14:29				22 BRYAN L substitution in
14:29	4 WRIGHT J free throw 2 - 2 missed			
14:25	0 LAWRENCE T offensive rebound (1)			
14:19	4 WRIGHT J foul offensive (1 - 1)			24 WOLFE J foul drawn (1)
14:19	4 WRIGHT J turnover offensive (1)			
13:50				5 MAUGHMER B 3pt FG , jump shot missed



Morehead St. at Vanderbilt

11/18/22 Memorial Gymnasium, Nashville
2022-23 Men's Basketball

Game Time: 6:00 PM
Game Duration: 1:46
Attendance: 5,732

Officials: Tony Greene, Chris Ford, Lucas Santos

Game Time	Vandy	Score	Diff	More
13:47	5 MANJON E defensive rebound (1)			
13:32	10 STUTE M 2pt FG outside the paint, jump shot missed			
13:27	10 STUTE M offensive rebound (1)			
13:27	10 STUTE M 2pt FG second chance in the paint, dunk, missed			
13:25	21 ROBBINS L offensive rebound (1)			
13:25	21 ROBBINS L 2pt FG second chance in the paint, layup made (2)	11-6	5	
13:09				1 REDDING T 3pt FG , jump shot missed
13:06	5 MANJON E defensive rebound (2)			
13:00	5 MANJON E 2pt FG in the paint, driving layup made (4)	13-6	7	
12:36				24 WOLFE J 2pt FG in the paint, driving layup blocked
12:36	21 ROBBINS L block (1)			
12:36				offensive rebound (3)
12:34				5 MAUGHMER B substitution out
12:34				15 THOMAS K substitution in
12:34	4 WRIGHT J substitution out			
12:34	1 SMITH C substitution in			
12:32				1 REDDING T 2pt FG second chance outside the paint, pull up jump shot missed
12:30	21 ROBBINS L defensive rebound (2)			
12:15	21 ROBBINS L 3pt FG , jump shot missed			
12:13	10 STUTE M offensive rebound (2)			
12:13	10 STUTE M foul drawn (1)			1 REDDING T foul personal (1 - 4)
12:13				1 REDDING T substitution out
12:13				11 SCOTT T substitution in
12:08	10 STUTE M 2pt FG second chance in the paint, layup made (2)	15-6	9	
11:48				0 FREEMAN M 2pt FG in the paint, driving layup blocked
11:48	21 ROBBINS L block (2)			
11:48				offensive rebound (4)
11:48	Timeout media			
11:48	0 LAWRENCE T substitution out			
11:48	20 ANSONG E substitution in			
11:48				22 BRYAN L substitution out
11:48				45 GROSS A substitution in
11:44				24 WOLFE J 2pt FG second chance in the paint, layup missed
11:39	10 STUTE M defensive rebound (3)			
11:35	21 ROBBINS L 2pt FG in the paint, layup made (4)	17-6	11	
11:35	5 MANJON E assist (2)			
11:20				11 SCOTT T 2pt FG outside the paint, jump shot missed
11:18	20 ANSONG E defensive rebound (1)			
11:08	1 SMITH C 2pt FG outside the paint, turnaround jump shot missed			
11:05				15 THOMAS K defensive rebound (1)
10:58		17-8	9	45 GROSS A 2pt FG in the paint, layup made (6)
10:58				0 FREEMAN M assist (1)
10:33	21 ROBBINS L turnover lost ball (1)			
10:29	5 MANJON E foul drawn (1)			15 THOMAS K foul offensive (1 - 5)
10:29				15 THOMAS K turnover offensive (1)
10:29	20 ANSONG E substitution out			
10:29	0 LAWRENCE T substitution in			



Morehead St. at Vanderbilt

11/18/22 Memorial Gymnasium, Nashville
2022-23 Men's Basketball

Game Time: 6:00 PM
Game Duration: 1:46
Attendance: 5,732

Officials: Tony Greene, Chris Ford, Lucas Santos

Game Time	Vandy	Score	Diff	More
10:29				0 FREEMAN M substitution out
10:29				3 THELWELL D substitution in
10:29	5 MANJON E substitution out			
10:29	20 ANSONG E substitution in			
10:07	20 ANSONG E 2pt FG from turnover in the paint, jump shot missed			
10:04				3 THELWELL D defensive rebound (2)
09:56				24 WOLFE J 2pt FG in the paint, driving layup blocked
09:56	21 ROBBINS L block (3)			
09:56	21 ROBBINS L defensive rebound (3)			
09:48	1 SMITH C 2pt FG in the paint, layup missed			
09:45				24 WOLFE J defensive rebound (1)
09:35				15 THOMAS K 3pt FG , jump shot missed
09:32	0 LAWRENCE T defensive rebound (2)			
09:22	0 LAWRENCE T 2pt FG in the paint, driving layup made (6)	19-8	11	
09:03				45 GROSS A 2pt FG in the paint, layup blocked
09:03	21 ROBBINS L block (4)			
08:58	20 ANSONG E defensive rebound (2)			
08:53	20 ANSONG E 2pt FG outside the paint, turnaround jump shot missed			
08:50	21 ROBBINS L offensive rebound (4)			
08:47	0 LAWRENCE T 3pt FG second chance, jump shot made (9)	22-8	14	
08:47	21 ROBBINS L assist (1)			
08:46				Timeout 30 Sec
08:46	10 STUTE M substitution out			
08:46	4 WRIGHT J substitution in			
08:46				15 THOMAS K substitution out
08:46				24 WOLFE J substitution out
08:46				0 FREEMAN M substitution in
08:46				5 MAUGHMER B substitution in
08:37				5 MAUGHMER B 3pt FG , jump shot missed
08:35	21 ROBBINS L defensive rebound (5)			
08:18	0 LAWRENCE T 2pt FG outside the paint, step back jump shot made (11)	24-8	16	
07:58				5 MAUGHMER B 3pt FG , jump shot missed
07:55	21 ROBBINS L defensive rebound (6)			
07:35	4 WRIGHT J 2pt FG in the paint, layup missed			
07:33				3 THELWELL D defensive rebound (3)
07:24				45 GROSS A 2pt FG outside the paint, jump shot missed
07:22	4 WRIGHT J defensive rebound (5)			
07:17	20 ANSONG E foul drawn (1)			45 GROSS A foul personal (2 - 6)
07:17	Timeout media			
07:17	1 SMITH C substitution out			
07:17	20 ANSONG E substitution out			
07:17	5 MANJON E substitution in			
07:17	23 DIA M substitution in			
07:17				11 SCOTT T substitution out
07:17				45 GROSS A substitution out
07:17				15 THOMAS K substitution in
07:17				22 BRYAN L substitution in



Morehead St. at Vanderbilt

11/18/22 Memorial Gymnasium, Nashville
2022-23 Men's Basketball

Game Time: 6:00 PM
Game Duration: 1:46
Attendance: 5,732

Officials: Tony Greene, Chris Ford, Lucas Santos

Game Time	Vandy	Score	Diff	More
07:00	4 WRIGHT J 2pt FG in the paint, layup made (5)	26-8	18	
06:42	4 WRIGHT J steal (1)			3 THELWELL D turnover bad pass (1)
06:37	4 WRIGHT J 2pt FG from turnover in the paint, layup missed			
06:35				3 THELWELL D defensive rebound (4)
06:32	0 LAWRENCE T foul personal (1 - 2)			0 FREEMAN M foul drawn (1)
06:32	21 ROBBINS L substitution out			
06:32	42 MILLORA-BROWN Q substitution in			
06:24		26-10	16	0 FREEMAN M 2pt FG outside the paint, pull up jump shot made (2)
06:09	23 DIA M 3pt FG , jump shot missed			
06:07				3 THELWELL D defensive rebound (5)
05:53				3 THELWELL D 3pt FG , jump shot missed
05:53	defensive dead ball rebound (1)			
05:53	jump ball situation			
05:53				15 THOMAS K substitution out
05:53				24 WOLFE J substitution in
05:36	5 MANJON E 2pt FG in the paint, jump shot blocked			
05:36				22 BRYAN L block (1)
05:31				0 FREEMAN M defensive rebound (1)
05:30				0 FREEMAN M 2pt FG in the paint, layup missed
05:28	42 MILLORA-BROWN Q defensive rebound (1)			
05:16	0 LAWRENCE T turnover bad pass (1)			5 MAUGHMER B steal (1)
05:11				3 THELWELL D 3pt FG from turnover, jump shot missed
05:09	42 MILLORA-BROWN Q defensive rebound (2)			
04:52	4 WRIGHT J 3pt FG , jump shot made (8)	29-10	19	
04:52	0 LAWRENCE T assist (1)			
04:20	5 MANJON E foul shooting (1 - 3)			0 FREEMAN M foul drawn (2)
04:20				0 FREEMAN M free throw 1 - 2 missed
04:20				offensive dead ball rebound (1)
04:20				3 THELWELL D substitution out
04:20				1 REDDING T substitution in
04:20		29-11	18	0 FREEMAN M free throw 2 - 2 made (3)
04:07	0 LAWRENCE T 2pt FG in the paint, jump shot made (13)	31-11	20	
04:07	0 LAWRENCE T foul drawn (2)			1 REDDING T foul shooting (2 - 7)
04:07	0 LAWRENCE T free throw 1 - 1 missed			
04:06				24 WOLFE J defensive rebound (2)
03:55	Timeout media			
03:55				22 BRYAN L substitution out
03:55				45 GROSS A substitution in
03:53				24 WOLFE J turnover bad pass (1)
03:24	0 LAWRENCE T 3pt FG from turnover, jump shot missed			
03:22	4 WRIGHT J offensive rebound (6)			
03:22	turnover shot clock (5)			
03:07				24 WOLFE J 3pt FG from turnover, jump shot missed
03:04	0 LAWRENCE T defensive rebound (3)			
02:46	5 MANJON E 3pt FG , step back jump shot missed			
02:43				45 GROSS A defensive rebound (2)
02:43	42 MILLORA-BROWN Q foul personal (1 - 4)			5 MAUGHMER B foul drawn (1)
02:43				0 FREEMAN M substitution out



Morehead St. at Vanderbilt

11/18/22 Memorial Gymnasium, Nashville
2022-23 Men's Basketball

Game Time: 6:00 PM
Game Duration: 1:46
Attendance: 5,732

Officials: Tony Greene, Chris Ford, Lucas Santos

Game Time	Vandy	Score	Diff	More
02:43				3 THELWELL D substitution in
02:25				1 REDDING T 2pt FG from turnover in the paint, layup missed
02:22	23 DIA M defensive rebound (1)			
02:00	4 WRIGHT J 2pt FG in the paint, layup missed			
01:55				24 WOLFE J defensive rebound (3)
01:49				24 WOLFE J 3pt FG , jump shot missed
01:46	0 LAWRENCE T defensive rebound (4)			
01:29	42 MILLORA-BROWN Q 2pt FG in the paint, layup made (2)	33-11	22	
01:29	4 WRIGHT J assist (1)			
01:29	42 MILLORA-BROWN Q foul drawn (1)			3 THELWELL D foul shooting (1 - 8)
01:29	0 LAWRENCE T substitution out			
01:29	23 DIA M substitution out			
01:29	1 SMITH C substitution in			
01:29	10 STUTE M substitution in			
01:29	42 MILLORA-BROWN Q free throw 1 - 1 made (3)	34-11	23	
01:29	42 MILLORA-BROWN Q substitution out			
01:29	21 ROBBINS L substitution in			
01:20		34-13	21	45 GROSS A 2pt FG in the paint, layup made (8)
01:20				24 WOLFE J assist (1)
00:56	21 ROBBINS L 2pt FG in the paint, layup made (6)	36-13	23	
00:36				24 WOLFE J 3pt FG , jump shot missed
00:32	1 SMITH C defensive rebound (1)			
00:05	5 MANJON E 2pt FG in the paint, jump shot made (6)	38-13	25	
END OF PERIOD				
Vandy 38-13 More				



Morehead St. at Vanderbilt

11/18/22 Memorial Gymnasium, Nashville
2022-23 Men's Basketball

Game Time: 6:00 PM
Game Duration: 1:46
Attendance: 5,732

Officials: Tony Greene, Chris Ford, Lucas Santos

Morehead St. - 13

NO.	Name	F/G	Min	FG	3P	FT	Rebounds			Fouls		TP	AS	TO	ST	Blocks		+/-
							M-A	M-A	M-A	OR	DR					TOT	PF	
45	Alex Gross	F	13:57	4-7	0-0	0-0	1	1	2	2	0	8	0	0	0	0	1	-15
0	Mark Freeman	G	15:34	1-5	0-1	1-2	0	1	1	1	2	3	1	1	0	0	1	-15
3	Drew Thelwell	G	13:31	0-2	0-2	0-0	0	5	5	1	0	0	0	1	0	0	0	-17
5	Branden Maughmer	G	16:12	1-5	0-4	0-0	0	0	0	0	1	2	0	0	1	0	0	-18
24	Jake Wolfe	G	17:07	0-6	0-3	0-0	0	3	3	1	1	0	1	1	0	0	2	-23
1	Tucson Redding		07:28	0-3	0-1	0-0	0	0	0	2	0	0	0	0	0	0	0	-11
22	LJ Bryan		06:03	0-0	0-0	0-0	0	0	0	0	0	0	0	0	0	1	0	-10
15	Kalil Thomas		05:12	0-1	0-1	0-0	0	1	1	1	0	0	0	1	0	0	0	-7
11	Trent Scott		04:56	0-1	0-0	0-0	0	0	0	0	0	0	0	0	0	0	0	-9
Team							2	0	2			0		0				
Totals				6-30	0-12	1-2	3	11	14	8	4	13	2	4	1	1	4	-25

Shooting By Period		
1st FG%	6-30	20.0%
3PT%	0-12	0.0%
FT%	1-2	50%
GM FG%	6-30	20.0%
3PT%	0-12	0.0%
FT%	1-2	50.0%

Dead Ball Rebounds: 1, 0

Technical Fouls::NONE

Vanderbilt - 38

NO.	Name	F/G	Min	FG	3P	FT	Rebounds			Fouls		TP	AS	TO	ST	Blocks		+/-
							M-A	M-A	M-A	OR	DR					TOT	PF	
10	Myles Stute	F	12:43	1-3	0-0	0-0	2	1	3	0	1	2	0	0	0	0	0	17
42	Quentin Millora-Brown	F	09:42	1-1	0-0	1-1	0	2	2	1	1	3	0	0	0	0	0	7
0	Tyrin Lawrence	G	17:12	6-7	1-2	0-1	1	3	4	1	2	13	1	1	0	0	0	22
4	Jordan Wright	G	16:12	3-7	1-1	1-2	2	4	6	1	2	8	1	1	1	0	0	18
5	Ezra Manjon	G	16:48	3-6	0-2	0-0	0	2	2	1	1	6	2	1	0	0	1	18
21	Liam Robbins		10:18	3-4	0-1	0-0	2	4	6	0	0	6	1	1	0	4	0	18
1	Colin Smith		06:46	0-2	0-0	0-0	0	1	1	0	0	0	0	0	0	0	0	12
20	Emmanuel Ansong		04:31	0-2	0-0	0-0	0	2	2	0	1	0	0	0	0	0	0	7
23	Malik Dia		05:48	0-1	0-1	0-0	0	1	1	0	0	0	0	0	0	0	0	6
Team							0	0	0			0		1				
Totals				17-33	2-7	2-4	7	20	27	4	8	38	5	5	1	4	1	25

Shooting By Period		
1st FG%	17-33	51.5%
3PT%	2-7	28.6%
FT%	2-4	50%
GM FG%	17-33	51.5%
3PT%	2-7	28.6%
FT%	2-4	50.0%

Dead Ball Rebounds: 0, 1

Technical Fouls::NONE

	More	Vandy
Biggest lead	2 (1 st 19:41)	25 (1 st 0:05)
Best Scoring Run	2(1 st 19:41)	11(1 st 11:35)
Lead Changes	1	
Times Tied	3	
Time with Lead	00:26	17:59

Points from	More	Vandy
Turnovers	0	1
Paint	8	26
Second Chance	2	9
Fast Breaks	0	2
Bench	0	6

	Period by Period Scoring		
	1st	2nd	TOT
More	13	30	43
Vandy	38	38	76



Period 2

Quarter Starters:

Vandy	0 Lawrence T	4 Wright J	5 Manjon E	10 Stute M	42 Millora-Brown Q
More	0 Freeman M	3 Thelwell D	5 Maughmer B	24 Wolfe J	45 Gross A

Game Time	Vandy	Score	Diff	More
20:00	1 SMITH C substitution out			
20:00	21 ROBBINS L substitution out			
20:00	0 LAWRENCE T substitution in			
20:00	42 MILLORA-BROWN Q substitution in			
20:00				1 REDDING T substitution out
20:00				0 FREEMAN M substitution in
19:41		38-15	23	45 GROSS A 2pt FG outside the paint, jump shot made (10)
19:41				0 FREEMAN M assist (2)
19:23	0 LAWRENCE T 2pt FG in the paint, driving layup made (15)	40-15	25	
19:03		40-17	23	45 GROSS A 2pt FG in the paint, hook shot made (12)
18:45	10 STUTE M 3pt FG , jump shot made (5)	43-17	26	
18:45	5 MANJON E assist (3)			
18:31				0 FREEMAN M 2pt FG outside the paint, step back jump shot missed
18:28	4 WRIGHT J defensive rebound (7)			
18:16	42 MILLORA-BROWN Q 2pt FG in the paint, layup made (5)	45-17	28	
18:16	42 MILLORA-BROWN Q foul drawn (2)			45 GROSS A foul shooting (3 - 1)
18:16	42 MILLORA-BROWN Q free throw 1 - 1 made (6)	46-17	29	
18:05		46-19	27	3 THELWELL D 2pt FG in the paint, layup made (2)
17:51	10 STUTE M 3pt FG , jump shot missed			
17:47	42 MILLORA-BROWN Q offensive rebound (3)			
17:45	42 MILLORA-BROWN Q 2pt FG second chance in the paint, layup made (8)	48-19	29	
17:30		48-22	26	3 THELWELL D 3pt FG , jump shot made (5)
17:30				5 MAUGHMER B assist (1)
17:07	0 LAWRENCE T 2pt FG outside the paint, jump shot made (17)	50-22	28	
16:49				3 THELWELL D 3pt FG , jump shot missed
16:46	10 STUTE M defensive rebound (4)			
16:33	10 STUTE M 3pt FG , jump shot missed			
16:30				5 MAUGHMER B defensive rebound (1)
16:16				3 THELWELL D 3pt FG , jump shot missed
16:14	5 MANJON E defensive rebound (3)			
15:50	4 WRIGHT J 3pt FG , jump shot missed			
15:47				3 THELWELL D defensive rebound (6)
15:39				24 WOLFE J 3pt FG , jump shot missed
15:37	5 MANJON E defensive rebound (4)			
15:22	0 LAWRENCE T 3pt FG , jump shot missed			
15:19				45 GROSS A defensive rebound (3)
15:12	0 LAWRENCE T foul personal (2 - 1)			5 MAUGHMER B foul drawn (2)
15:12	Timeout media			
15:12	4 WRIGHT J substitution out			
15:12	42 MILLORA-BROWN Q substitution out			
15:12	1 SMITH C substitution in			
15:12	21 ROBBINS L substitution in			



Morehead St. at Vanderbilt

11/18/22 Memorial Gymnasium, Nashville
2022-23 Men's Basketball

Game Time: 6:00 PM
Game Duration: 1:46
Attendance: 5,732

Officials: Tony Greene, Chris Ford, Lucas Santos

Game Time	Vandy	Score	Diff	More
15:12				3 THELWELL D substitution out
15:12				5 MAUGHMER B substitution out
15:12				45 GROSS A substitution out
15:12				11 SCOTT T substitution in
15:12				15 THOMAS K substitution in
15:12				22 BRYAN L substitution in
15:02		50-25	25	15 THOMAS K 3pt FG , jump shot made (3)
15:02				24 WOLFE J assist (2)
14:45	10 STUTE M 3pt FG , jump shot missed			
14:43				15 THOMAS K defensive rebound (2)
14:38				15 THOMAS K 3pt FG , jump shot missed
14:34	10 STUTE M defensive rebound (5)			
14:05	10 STUTE M turnover lost ball (1)			
13:59	0 LAWRENCE T steal (1)			0 FREEMAN M turnover bad pass (2)
13:53	0 LAWRENCE T substitution out			
13:53	10 STUTE M substitution out			
13:53	22 CALTON G substitution in			
13:53	42 MILLORA-BROWN Q substitution in			
13:49	5 MANJON E foul drawn (2)			24 WOLFE J foul personal (2 - 2)
13:45	22 CALTON G 2pt FG from turnover outside the paint, jump shot missed			
13:42				24 WOLFE J defensive rebound (4)
13:38	42 MILLORA-BROWN Q substitution out			
13:38	23 DIA M substitution in			
13:34	22 CALTON G foul personal (1 - 2)			11 SCOTT T foul drawn (1)
13:34				0 FREEMAN M substitution out
13:34				3 THELWELL D substitution in
13:30				11 SCOTT T 3pt FG , jump shot missed
13:28	defensive rebound (34)			
13:08	1 SMITH C foul drawn (1)			15 THOMAS K foul shooting (2 - 3)
13:08	1 SMITH C free throw 1 - 3 made (1)	51-25	26	
13:08	1 SMITH C free throw 2 - 3 made (2)	52-25	27	
13:08	1 SMITH C free throw 3 - 3 missed			
13:06				15 THOMAS K defensive rebound (3)
12:54	21 ROBBINS L foul personal (1 - 3)			22 BRYAN L foul drawn (1)
12:45				22 BRYAN L 2pt FG outside the paint, hook shot missed
12:42	23 DIA M defensive rebound (2)			
12:25	23 DIA M foul drawn (1)			15 THOMAS K foul personal (3 - 4)
12:15	23 DIA M 3pt FG , jump shot made (3)	55-25	30	
12:15	21 ROBBINS L assist (2)			
11:54	1 SMITH C foul personal (1 - 4)			24 WOLFE J foul drawn (2)
11:54	Timeout media			
11:54	5 MANJON E substitution out			
11:54	2 SHELBY N substitution in			
11:54				24 WOLFE J substitution out
11:54				5 MAUGHMER B substitution in
11:49				11 SCOTT T turnover lost ball (1)
11:45				11 SCOTT T substitution out
11:45				1 REDDING T substitution in



Morehead St. at Vanderbilt

11/18/22 Memorial Gymnasium, Nashville
2022-23 Men's Basketball

Game Time: 6:00 PM
Game Duration: 1:46
Attendance: 5,732

Officials: Tony Greene, Chris Ford, Lucas Santos

Game Time	Vandy	Score	Diff	More
11:41	2 SHELBY N 3pt FG from turnover, jump shot made (3)	58-25	33	
11:41	1 SMITH C assist (1)			
11:24		58-27	31	22 BRYAN L 2pt FG in the paint, layup made (2)
11:05	21 ROBBINS L 3pt FG , jump shot made (9)	61-27	34	
11:05	22 CALTON G assist (1)			
10:42				3 THELWELL D 2pt FG in the paint, jump shot missed
10:39	1 SMITH C defensive rebound (2)			
10:36	21 ROBBINS L foul drawn (1)			22 BRYAN L foul personal (1 - 5)
10:33	21 ROBBINS L 2pt FG outside the paint, jump shot missed			
10:31				3 THELWELL D defensive rebound (7)
10:21				3 THELWELL D 2pt FG in the paint, jump shot missed
10:18	21 ROBBINS L defensive rebound (7)			
10:03	21 ROBBINS L turnover bad pass (2)			
10:03				3 THELWELL D substitution out
10:03				15 THOMAS K substitution out
10:03				22 BRYAN L substitution out
10:03				0 FREEMAN M substitution in
10:03				24 WOLFE J substitution in
10:03				45 GROSS A substitution in
09:57	22 CALTON G foul personal (2 - 5)			5 MAUGHMER B foul drawn (3)
09:54				1 REDDING T 3pt FG from turnover, jump shot missed
09:52	1 SMITH C defensive rebound (3)			
09:45	23 DIA M 2pt FG in the paint, jump shot made (5)	63-27	36	
09:25		63-30	33	24 WOLFE J 3pt FG , jump shot made (3)
09:25				0 FREEMAN M assist (3)
09:04	21 ROBBINS L foul drawn (2)			45 GROSS A foul personal (4 - 6)
09:04	1 SMITH C substitution out			
09:04	22 CALTON G substitution out			
09:04	0 LAWRENCE T substitution in			
09:04	4 WRIGHT J substitution in			
09:04				45 GROSS A substitution out
09:04				22 BRYAN L substitution in
08:47	2 SHELBY N 3pt FG , jump shot missed			
08:46				defensive rebound (22)
08:46	21 ROBBINS L foul personal (2 - 6)			22 BRYAN L foul drawn (2)
08:46	21 ROBBINS L substitution out			
08:46	34 DORT L substitution in			
08:33				0 FREEMAN M 3pt FG , jump shot missed
08:29	0 LAWRENCE T defensive rebound (5)			
08:24	34 DORT L foul drawn (1)			24 WOLFE J foul personal (3 - 7)
08:24	34 DORT L 1&1 free throw 1 made (1)	64-30	34	
08:24	34 DORT L 1&1 free throw 2 missed			
08:23				22 BRYAN L defensive rebound (1)
08:09	34 DORT L foul shooting (1 - 7)			22 BRYAN L foul drawn (3)
08:09				22 BRYAN L free throw 1 - 2 missed
08:09				offensive dead ball rebound (2)
08:09		64-31	33	22 BRYAN L free throw 2 - 2 made (3)
07:48	23 DIA M 3pt FG , jump shot missed			
07:46				defensive rebound (24)



Morehead St. at Vanderbilt

11/18/22 Memorial Gymnasium, Nashville
2022-23 Men's Basketball

Game Time: 6:00 PM
Game Duration: 1:46
Attendance: 5,732

Officials: Tony Greene, Chris Ford, Lucas Santos

Game Time	Vandy	Score	Diff	More
07:46	34 DORT L foul personal (2 - 8)			22 BRYAN L foul drawn (4)
07:46	Timeout media			
07:46	23 DIA M substitution out			
07:46	20 ANSONG E substitution in			
07:46				22 BRYAN L 1&1 free throw 1 missed
07:45	20 ANSONG E defensive rebound (3)			
07:35	turnover 10 sec back court (8)			
07:32	4 WRIGHT J foul drawn (3)			24 WOLFE J foul offensive (4 - 8)
07:32				24 WOLFE J turnover offensive (2)
07:32				24 WOLFE J substitution out
07:32				15 THOMAS K substitution in
07:21				0 FREEMAN M substitution out
07:21				3 THELWELL D substitution in
07:04	4 WRIGHT J turnover lost ball (2)			3 THELWELL D steal (1)
06:57				1 REDDING T 3pt FG from turnover, jump shot missed
06:55				22 BRYAN L offensive rebound (2)
06:53				22 BRYAN L turnover travel (1)
06:33	0 LAWRENCE T 2pt FG from turnover in the paint, jump shot missed			
06:30	34 DORT L offensive rebound (1)			
06:30	34 DORT L turnover lost ball (1)			5 MAUGHMER B steal (2)
06:22				5 MAUGHMER B 3pt FG from turnover, jump shot missed
06:20	20 ANSONG E defensive rebound (4)			
06:10	34 DORT L foul offensive (3 - 9)			5 MAUGHMER B foul drawn (4)
06:10	34 DORT L turnover offensive (2)			
05:59				5 MAUGHMER B 2pt FG from turnover outside the paint, jump shot missed
05:57	34 DORT L defensive rebound (2)			
05:51	2 SHELBY N 3pt FG , jump shot made (6)	67-31	36	
05:51	4 WRIGHT J assist (2)			
05:40	2 SHELBY N foul personal (1 - 10)			3 THELWELL D foul drawn (1)
05:40		67-32	35	3 THELWELL D free throw 1 - 2 made (6)
05:40		67-33	34	3 THELWELL D free throw 2 - 2 made (7)
05:27	34 DORT L turnover bad pass (3)			5 MAUGHMER B steal (3)
05:23				5 MAUGHMER B 2pt FG from turnover in the paint, driving layup blocked
05:23	34 DORT L block (1)			
05:12				3 THELWELL D offensive rebound (8)
05:12		67-35	32	3 THELWELL D 2pt FG from turnover second chance in the paint, layup made (9)
05:09	2 SHELBY N 3pt FG , jump shot missed			
05:05				3 THELWELL D defensive rebound (9)
04:56				15 THOMAS K 3pt FG , jump shot missed
04:54	2 SHELBY N defensive rebound (1)			
04:50	0 LAWRENCE T turnover lost ball (2)			3 THELWELL D steal (2)
04:46	2 SHELBY N foul shooting (2 - 11)			1 REDDING T foul drawn (1)
04:46		67-36	31	1 REDDING T free throw fast break 1 - 2 made (1)
04:46	0 LAWRENCE T substitution out			
04:46	4 WRIGHT J substitution out			
04:46	10 STUTE M substitution in			

**Morehead St. at Vanderbilt**11/18/22 Memorial Gymnasium, Nashville
2022-23 Men's Basketball

Game Time: 6:00 PM

Game Duration: 1:46

Attendance: 5,732

Officials: Tony Greene, Chris Ford, Lucas Santos

Game Time	Vandy	Score	Diff	More
04:46	23 DIA M substitution in			
04:46				5 MAUGHMER B substitution out
04:46				22 BRYAN L substitution out
04:46				11 SCOTT T substitution in
04:46				45 GROSS A substitution in
04:46		67-37	30	1 REDDING T free throw fast break 2 - 2 made (2)
04:37	2 SHELBY N foul drawn (1)			15 THOMAS K foul personal (4 - 9)
04:37	2 SHELBY N 1&1 free throw 1 made (7)	68-37	31	
04:37	2 SHELBY N 1&1 free throw 2 missed			
04:37				15 THOMAS K defensive rebound (4)
04:32				45 GROSS A 2pt FG in the paint, layup missed
04:30	10 STUTE M defensive rebound (6)			
04:12	23 DIA M 3pt FG , jump shot made (8)	71-37	34	
04:12	34 DORT L assist (1)			
03:40		71-39	32	45 GROSS A 2pt FG in the paint, layup made (14)
03:40				3 THELWELL D assist (1)
03:21	2 SHELBY N 3pt FG , jump shot blocked			
03:21				3 THELWELL D block (1)
03:16				45 GROSS A defensive rebound (4)
03:14				1 REDDING T 3pt FG , jump shot missed
03:12	34 DORT L defensive rebound (3)			
02:58	23 DIA M 2pt FG outside the paint, jump shot missed			
02:56				15 THOMAS K defensive rebound (5)
02:50				11 SCOTT T 3pt FG , jump shot missed
02:48	2 SHELBY N defensive rebound (2)			
02:37	20 ANSONG E 2pt FG in the paint, layup made (2)	73-39	34	
02:12		73-41	32	1 REDDING T 2pt FG in the paint, driving layup made (4)
01:58	20 ANSONG E foul drawn (2)			45 GROSS A foul shooting (5 - 10)
01:58				Timeout media
01:58	10 STUTE M substitution out			
01:58	22 CALTON G substitution in			
01:58				1 REDDING T substitution out
01:58				45 GROSS A substitution out
01:58				5 MAUGHMER B substitution in
01:58				21 JONES R substitution in
01:58	20 ANSONG E free throw 1 - 2 made (3)	74-41	33	
01:58	20 ANSONG E free throw 2 - 2 missed			
01:57	23 DIA M offensive rebound (3)			
01:52	23 DIA M foul drawn (2)			21 JONES R foul shooting (1 - 11)
01:52	23 DIA M free throw 1 - 2 missed			
01:52	offensive dead ball rebound (2)			
01:52	23 DIA M free throw 2 - 2 made (9)	75-41	34	
01:35				3 THELWELL D 2pt FG in the paint, layup missed
01:32	defensive rebound (49)			
01:21	2 SHELBY N foul drawn (2)			21 JONES R foul personal (2 - 12)
01:21	2 SHELBY N free throw 1 - 2 made (8)	76-41	35	
01:21	20 ANSONG E substitution out			
01:21	23 DIA M substitution out			
01:21	11 SAMUELS A substitution in			



Official Basketball Play by Play - Second Half

Morehead St. at Vanderbilt

11/18/22 Memorial Gymnasium, Nashville
2022-23 Men's Basketball

Game Time: 6:00 PM

Game Duration: 1:46

Attendance: 5,732

Officials: Tony Greene, Chris Ford, Lucas Santos

Game Time	Vandy	Score	Diff	More
01:21	25 KEEFFE M substitution in			
01:21				15 THOMAS K substitution out
01:21				14 COLE C substitution in
01:21	2 SHELBY N free throw 2 - 2 missed			
01:19				3 THELWELL D defensive rebound (10)
01:11				11 SCOTT T 2pt FG in the paint, layup blocked
01:11	11 SAMUELS A block (1)			
01:04	25 KEEFFE M defensive rebound (1)			
00:59	2 SHELBY N 3pt FG , jump shot missed			
00:56				11 SCOTT T defensive rebound (1)
00:41				21 JONES R 2pt FG in the paint, jump shot blocked
00:41	34 DORT L block (2)			
00:39				offensive rebound (33)
00:29		76-43	33	3 THELWELL D 2pt FG second chance in the paint, layup made (11)
END OF GAME				
Vandy 76-43 More				



Morehead St. at Vanderbilt

11/18/22 Memorial Gymnasium, Nashville
2022-23 Men's Basketball

Game Time: 6:00 PM
Game Duration: 1:46
Attendance: 5,732

Officials: Tony Greene, Chris Ford, Lucas Santos

Morehead St. - 30

NO.	Name	Min	FG			Rebounds			Fouls		TP	AS	TO	ST	Blocks		+/-
			M-A	M-A	M-A	OR	DR	TOT	PF	FD					BS	BA	
45	Alex Gross	F 08:35	3-4	0-0	0-0	0	2	2	3	0	6	0	0	0	0	0	-3
0	Mark Freeman	G 09:08	0-2	0-1	0-0	0	0	0	0	0	0	2	1	0	0	0	1
3	Drew Thelwell	G 15:40	4-9	1-3	2-2	1	4	5	0	1	11	1	0	2	1	0	-12
5	Branden Maughmer	G 13:54	0-3	0-1	0-0	0	1	1	0	3	0	1	0	2	0	1	-5
24	Jake Wolfe	G 10:37	1-2	1-2	0-0	0	1	1	3	1	3	1	1	0	0	0	-4
11	Trent Scott	08:13	0-3	0-2	0-0	0	1	1	0	1	0	0	1	0	0	1	-4
15	Kalil Thomas	11:20	1-3	1-3	0-0	0	4	4	3	0	3	0	0	0	0	0	-8
22	LJ Bryan	09:27	1-2	0-0	1-3	1	1	2	1	4	3	0	1	0	0	0	-4
1	Tucson Redding	09:47	1-4	0-3	2-2	0	0	0	0	1	4	0	0	0	0	0	-2
21	Reis Jones	01:58	0-1	0-0	0-0	0	0	0	2	0	0	0	0	0	0	1	-1
14	Chris Cole	01:21	0-0	0-0	0-0	0	0	0	0	0	0	0	0	0	0	0	2
Team						1	2	3			0		0				
Totals			11-33	3-15	5-7	3	16	19	12	11	30	5	4	4	1	3	-8

Shooting By Period		
2nd FG%	11-33	33.3%
3PT%	3-15	20.0%
FT%	5-7	71.4%
GM FG%	11-33	33.3%
3PT%	3-15	20.0%
FT%	5-7	71.4%

Dead Ball Rebounds: 1, 0

Technical Fouls::NONE

Vanderbilt - 38

NO.	Name	Min	FG			Rebounds			Fouls		TP	AS	TO	ST	Blocks		+/-
			M-A	M-A	M-A	OR	DR	TOT	PF	FD					BS	BA	
10	Myles Stute	F 08:55	1-4	1-4	0-0	0	3	3	0	0	3	0	1	0	0	0	1
42	Quentin Millora-Brown	F 05:03	2-2	0-0	1-1	1	0	1	0	1	5	0	0	0	0	0	3
0	Tyrin Lawrence	G 10:25	2-4	0-1	0-0	0	1	1	1	0	4	0	1	1	0	0	-2
4	Jordan Wright	G 09:06	0-1	0-1	0-0	0	1	1	0	1	0	1	1	0	0	0	1
5	Ezra Manjon	G 08:06	0-0	0-0	0-0	0	2	2	0	1	0	1	0	0	0	0	5
1	Colin Smith	06:08	0-0	0-0	2-3	0	2	2	1	1	2	1	0	0	0	0	5
21	Liam Robbins	06:26	1-2	1-1	0-0	0	1	1	2	2	3	1	1	0	0	0	5
22	Graham Calton	06:47	0-1	0-0	0-0	0	0	0	2	0	0	1	0	0	0	0	9
23	Malik Dia	09:17	3-5	2-3	1-2	1	1	2	0	2	9	0	0	0	0	0	12
2	Noah Shelby	11:54	2-6	2-6	2-4	0	2	2	2	2	8	0	0	0	0	1	3
34	Lee Dort	08:46	0-0	0-0	1-2	1	2	3	3	1	1	1	3	0	2	0	0
20	Emmanuel Ansong	06:25	1-1	0-0	1-2	0	2	2	0	1	3	0	0	0	0	0	2
11	Adrian Samuels	01:21	0-0	0-0	0-0	0	0	0	0	0	0	0	0	0	1	0	-2
25	Miles Keeffe	01:21	0-0	0-0	0-0	0	1	1	0	0	0	0	0	0	0	0	-2
Team						0	2	2			0		1				
Totals			12-26	6-16	8-14	3	20	23	11	12	38	6	8	1	3	1	8

Shooting By Period		
2nd FG%	12-26	46.2%
3PT%	6-16	37.5%
FT%	8-14	57.1%
GM FG%	12-26	46.2%
3PT%	6-16	37.5%
FT%	8-14	57.1%

Dead Ball Rebounds: 1, 0

Technical Fouls::NONE

	More	Vandy
Biggest lead	0 (1 st 20:00)	36 (2 nd 9:45)
Best Scoring Run	6(2 nd 4:46)	8(2 nd 11:41)
Lead Changes	0	
Times Tied	0	
Time with Lead	00:00	19:41

Points from	More	Vandy
Turnovers	4	3
Paint	14	10
Second Chance	4	3
Fast Breaks	2	0
Bench	10	26

	Period by Period Scoring		
	1st	2nd	TOT
More	13	30	43
Vandy	38	38	76



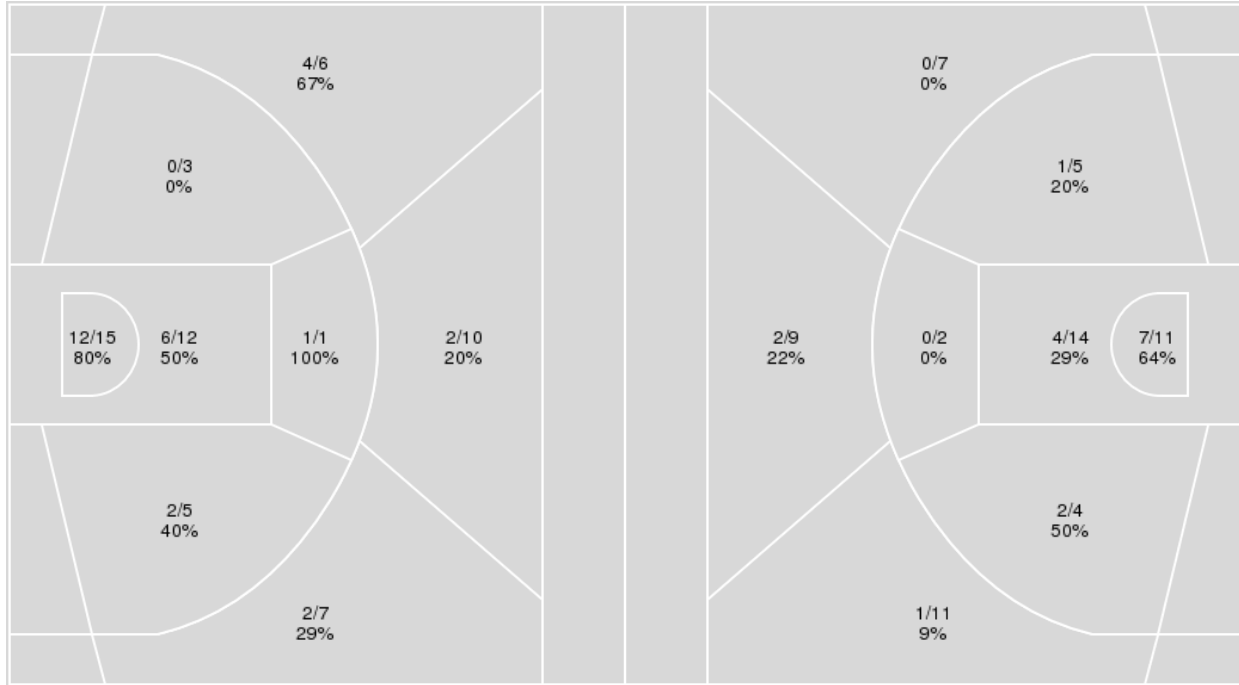
Officials: Tony Greene, Chris Ford, Lucas Santos

{ Players => All; } FG Types => All; Results => All;

{ Players => All; } FG Types => All; Results => All;

Vanderbilt

Morehead St.



Vanderbilt	M/A	%
Field Goals	29/59	49
2 Points	21/36	58
3 Points	8/23	35
Free Throws	10/18	56

Morehead St.	M/A	%
Field Goals	17/63	27
2 Points	14/36	39
3 Points	3/27	11
Free Throws	6/9	67



Morehead St. at Vanderbilt

11/18/22 Memorial Gymnasium, Nashville
2022-23 Men's Basketball

Game Time: 6:00 PM
Game Duration: 1:46
Attendance: 5,732

Officials: Tony Greene, Chris Ford, Lucas Santos

Morehead St.

No	Name	Mins		Score		Points Diff		Points per Min		Assists		Rebounds		Steals		Turnovers	
		On	Off	On	Off	On	Off	On	Off	On	Off	On	Off	On	Off	On	Off
0	Mark Freeman	24:42	15:18	27 - 41	16 - 35	-14	-19	1.09	1.05	5	2	19	14	1	4	6	2
1	Tucson Redding	17:15	22:45	19 - 32	24 - 44	-13	-20	1.10	1.05	3	4	14	19	4	1	4	4
3	Drew Thelwell	29:11	10:49	33 - 62	10 - 14	-29	-4	1.13	0.92	4	3	23	10	5	0	3	5
5	Branden Maughmer	30:06	09:54	33 - 56	10 - 20	-23	-10	1.10	1.01	4	3	23	10	5	0	6	2
11	Trent Scott	13:09	26:51	12 - 25	31 - 51	-13	-20	0.91	1.15	3	4	14	19	0	5	3	5
14	Chris Cole	01:21	38:39	2 - 0	41 - 76	2	-35	1.48	1.06	0	7	3	30	0	5	0	8
15	Kalil Thomas	16:32	23:28	19 - 34	24 - 42	-15	-18	1.15	1.02	3	4	16	17	4	1	5	3
21	Reis Jones	01:58	38:02	2 - 3	41 - 73	-1	-32	1.02	1.08	0	7	3	30	0	5	0	8
22	LJ Bryan	15:30	24:30	14 - 28	29 - 48	-14	-19	0.90	1.18	1	6	16	17	5	0	5	3
24	Jake Wolfe	27:44	12:16	27 - 54	16 - 22	-27	-6	0.97	1.30	6	1	20	13	1	4	5	3
45	Alex Gross	22:32	17:28	27 - 45	16 - 31	-18	-15	1.20	0.92	6	1	14	19	0	5	3	5

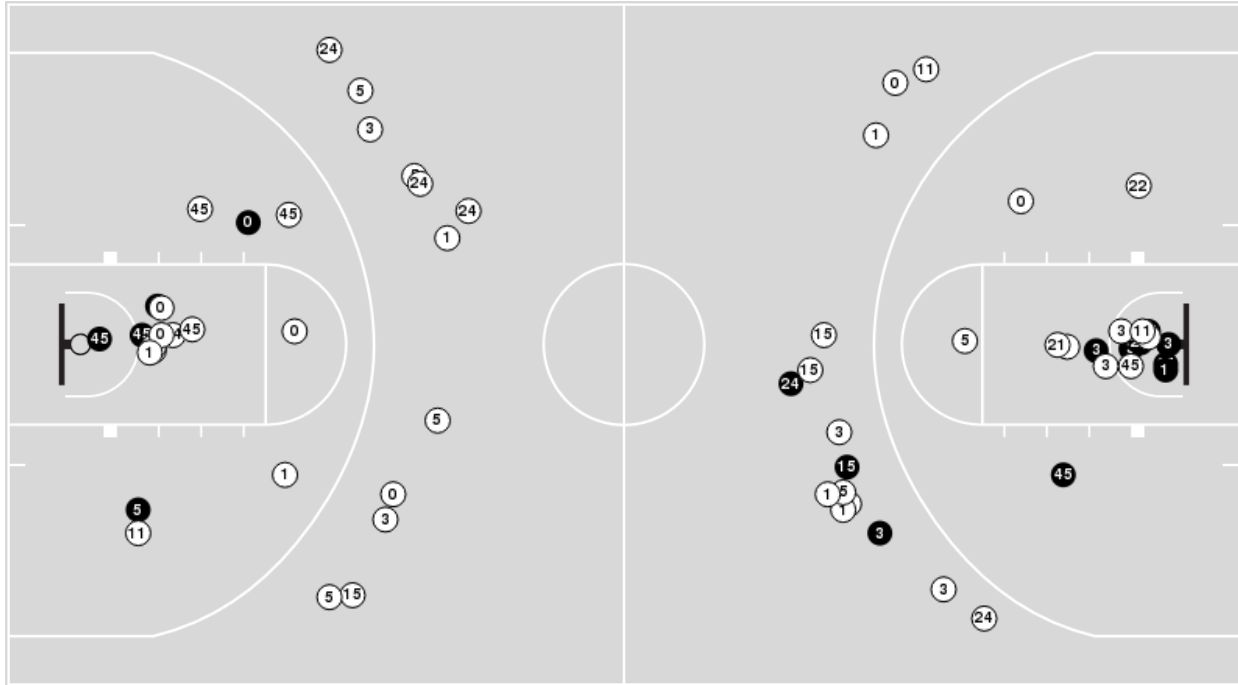
Vanderbilt

No	Name	Mins		Score		Points Diff		Points per Min		Assists		Rebounds		Steals		Turnovers	
		On	Off	On	Off	On	Off	On	Off	On	Off	On	Off	On	Off	On	Off
0	Tyrin Lawrence	27:37	12:23	47 - 27	29 - 16	20	13	1.70	2.34	6	5	36	14	2	0	11	2
1	Colin Smith	12:54	27:06	29 - 12	47 - 31	17	16	2.25	1.73	5	6	18	32	1	1	3	10
2	Noah Shelby	11:54	28:06	21 - 18	55 - 25	3	30	1.76	1.96	4	7	15	35	0	2	7	6
4	Jordan Wright	25:18	14:42	45 - 26	31 - 17	19	14	1.78	2.11	5	6	30	20	1	1	10	3
5	Ezra Manjon	24:54	15:06	48 - 25	28 - 18	23	10	1.93	1.85	6	5	28	22	2	0	6	7
10	Myles Stute	21:38	18:22	45 - 27	31 - 16	18	15	2.08	1.69	5	6	27	23	1	1	4	9
11	Adrian Samuels	01:21	38:39	0 - 2	76 - 41	-2	35	0.00	1.97	0	11	1	49	0	2	0	13
20	Emmanuel Ansong	10:56	29:04	21 - 12	55 - 31	9	24	1.92	1.89	4	7	19	31	0	2	7	6
21	Liam Robbins	16:44	23:16	35 - 12	41 - 31	23	10	2.09	1.76	5	6	23	27	2	0	4	9
22	Graham Calton	06:47	33:13	16 - 7	60 - 36	9	24	2.36	1.81	3	8	8	42	0	2	1	12
23	Malik Dia	15:05	24:55	32 - 14	44 - 29	18	15	2.12	1.77	6	5	17	33	1	1	3	10
25	Miles Keeffe	01:21	38:39	0 - 2	76 - 41	-2	35	0.00	1.97	0	11	1	49	0	2	0	13
34	Lee Dort	08:46	31:14	13 - 13	63 - 30	0	33	1.48	2.02	2	9	12	38	0	2	6	7
42	Quentin Millora-Brown	14:45	25:15	28 - 18	48 - 25	10	23	1.90	1.90	4	7	15	35	0	2	3	10

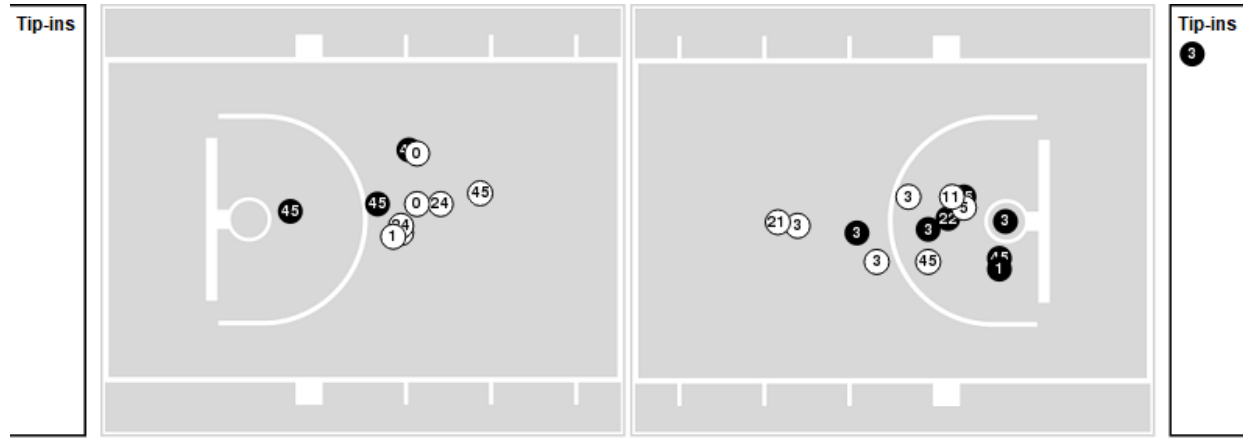


Players => AllFG Types=>AllResults=>All
Morehead St.

All Field Goals



Blow Up Chart



N Made **O** Missed N - Player Number

Morehead St.	M/A	%
Field Goals	17/63	27
2 Points	14/36	39
3 Points	3/27	11
Free Throws	6/9	67

Morehead St.	M/A	%
Points in the Paint	22 (11 / 25)	44
Fast Break Points	2 (2/2)	100
Second Chance Points	6 (3/5)	60
Effective FG%	29	

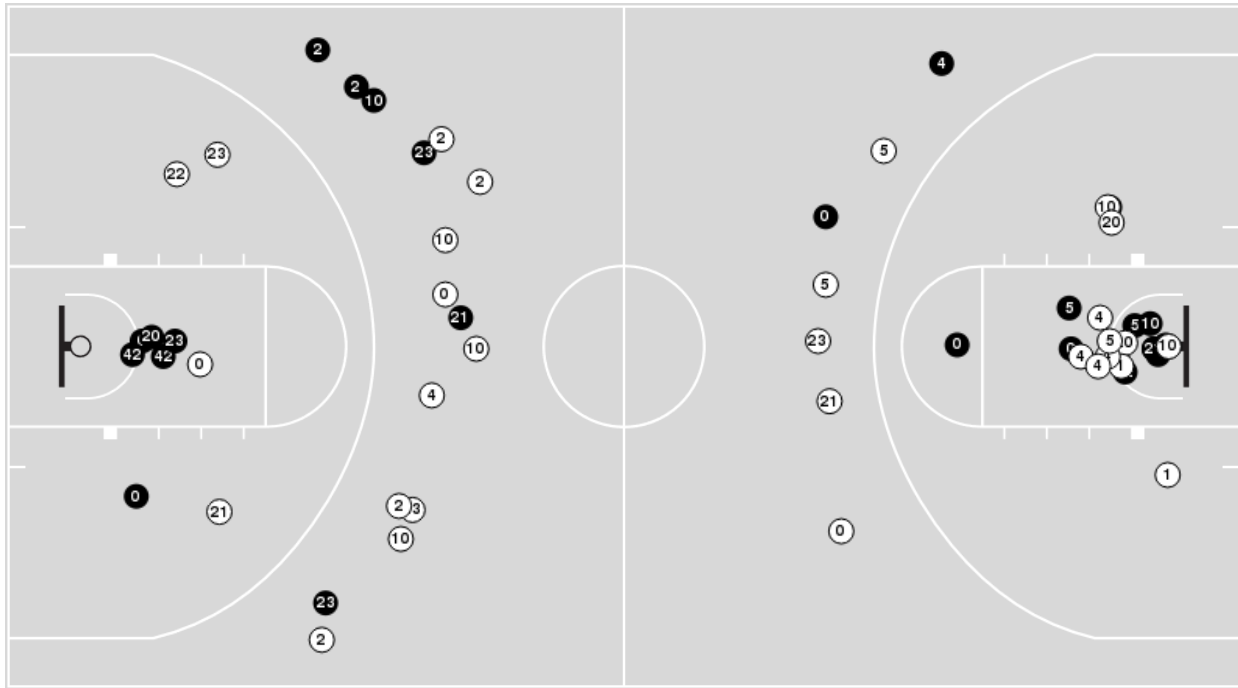


Officials: Tony Greene, Chris Ford, Lucas Santos

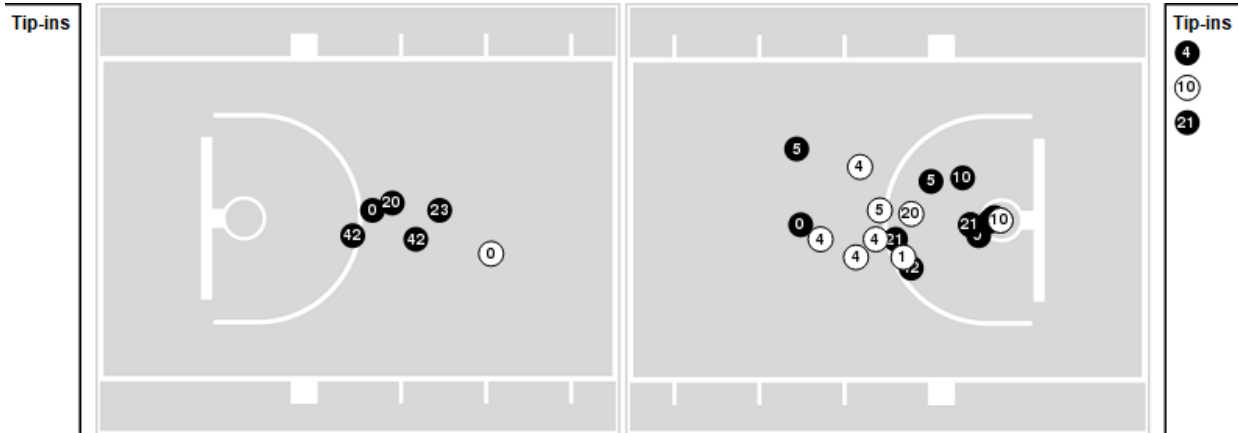
Players => AllFG Types=>AllResults=>All

Vanderbilt

All Field Goals



Blow Up Chart



● Made ○ Missed N - Player Number

Vanderbilt	M/A	%
Field Goals	29/59	49
2 Points	21/36	58
3 Points	8/23	35
Free Throws	10/18	56

Vanderbilt	M/A	%
Points in the Paint	36 (18 / 27)	67
Fast Break Points	2 (1/1)	100
Second Chance Points	12 (6/8)	75
Effective FG%	56	



Morehead St. at Vanderbilt

11/18/22 Memorial Gymnasium, Nashville
2022-23 Men's Basketball

Game Time: 6:00 PM
Game Duration: 1:46
Attendance: 5,732

Officials: Tony Greene, Chris Ford, Lucas Santos

Morehead St.

Lineup	Quarter On	Time On	Quarter Off	Time Off	Time on Court	Score	Score Diff	Reb	Stl	Tov	Ass	PPP
0- Freeman M/ 3- Thelwell D/ 5- Maughmer B/ 24- Wolfe J/ 45- Gross A/	1	20:00	1	15:21	04:39	6-8	-2	2	0	0	0	1.0000
0- Freeman M/ 1- Redding T/ 5- Maughmer B/ 24- Wolfe J/ 45- Gross A/	1	15:21	1	14:29	00:52	0-1	-1	0	0	1	0	0.0000
0- Freeman M/ 1- Redding T/ 5- Maughmer B/ 22- Bryan L/ 24- Wolfe J/	1	14:29	1	12:34	01:55	0-4	-4	1	0	0	0	0.0000
0- Freeman M/ 1- Redding T/ 15- Thomas K/ 22- Bryan L/ 24- Wolfe J/	1	12:34	1	12:13	00:21	0-0	0	0	0	0	0	0.0000
0- Freeman M/ 11- Scott T/ 15- Thomas K/ 22- Bryan L/ 24- Wolfe J/	1	12:13	1	11:48	00:25	0-2	-2	1	0	0	0	0.0000
0- Freeman M/ 11- Scott T/ 15- Thomas K/ 24- Wolfe J/ 45- Gross A/	1	11:48	1	10:29	01:19	2-2	0	1	0	1	1	0.5000
3- Thelwell D/ 11- Scott T/ 15- Thomas K/ 24- Wolfe J/ 45- Gross A/	1	10:29	1	08:46	01:43	0-5	-5	2	0	0	0	0.0000
0- Freeman M/ 3- Thelwell D/ 5- Maughmer B/ 11- Scott T/ 45- Gross A/	1	08:46	1	07:17	01:29	0-2	-2	1	0	0	0	0.0000
0- Freeman M/ 3- Thelwell D/ 5- Maughmer B/ 15- Thomas K/ 22- Bryan L/	1	07:17	1	05:53	01:24	2-2	0	2	0	1	0	0.6667
0- Freeman M/ 3- Thelwell D/ 5- Maughmer B/ 22- Bryan L/ 24- Wolfe J/	1	05:53	1	04:20	01:33	0-3	-3	1	1	0	0	0.0000
0- Freeman M/ 1- Redding T/ 5- Maughmer B/ 22- Bryan L/ 24- Wolfe J/	1	04:20	1	03:55	00:25	1-2	-1	1	0	0	0	2.2727
0- Freeman M/ 1- Redding T/ 5- Maughmer B/ 24- Wolfe J/ 45- Gross A/	1	03:55	1	02:43	01:12	0-0	0	1	0	1	0	0.0000
1- Redding T/ 3- Thelwell D/ 5- Maughmer B/ 24- Wolfe J/ 45- Gross A/	1	02:43	2	20:00	02:43	2-7	-5	1	0	0	1	0.5000
0- Freeman M/ 3- Thelwell D/ 5- Maughmer B/ 24- Wolfe J/ 45- Gross A/	2	20:00	2	15:12	04:48	9-12	-3	3	0	0	2	1.1250
0- Freeman M/ 11- Scott T/ 15- Thomas K/ 22- Bryan L/ 24- Wolfe J/	2	15:12	2	13:34	01:38	3-0	3	2	0	1	1	1.0000
3- Thelwell D/ 11- Scott T/ 15- Thomas K/ 22- Bryan L/ 24- Wolfe J/	2	13:34	2	11:54	01:40	0-5	-5	1	0	0	0	0.0000
3- Thelwell D/ 5- Maughmer B/ 11- Scott T/ 15- Thomas K/ 22- Bryan L/	2	11:54	2	11:45	00:09	0-0	0	0	0	1	0	0.0000
1- Redding T/ 3- Thelwell D/ 5- Maughmer B/ 15- Thomas K/ 22- Bryan L/	2	11:45	2	10:03	01:42	2-6	-4	1	0	0	0	0.6667
0- Freeman M/ 1- Redding T/ 5- Maughmer B/ 24- Wolfe J/ 45- Gross A/	2	10:03	2	09:04	00:59	3-2	1	0	0	0	1	1.5000
0- Freeman M/ 1- Redding T/ 5- Maughmer B/ 22- Bryan L/ 24- Wolfe J/	2	09:04	2	07:32	01:32	1-1	0	3	0	1	0	0.3012
0- Freeman M/ 1- Redding T/ 5- Maughmer B/ 15- Thomas K/ 22- Bryan L/	2	07:32	2	07:21	00:11	0-0	0	0	0	0	0	0.0000
1- Redding T/ 3- Thelwell D/ 5- Maughmer B/ 15- Thomas K/ 22- Bryan L/	2	07:21	2	04:46	02:35	5-3	2	3	4	1	0	0.7911
1- Redding T/ 3- Thelwell D/ 11- Scott T/ 15- Thomas K/ 45- Gross A/	2	04:46	2	01:58	02:48	5-6	-1	3	0	0	1	0.9191
3- Thelwell D/ 5- Maughmer B/ 11- Scott T/ 15- Thomas K/ 21- Jones R/	2	01:58	2	01:21	00:37	0-3	-3	0	0	0	0	0.0000
3- Thelwell D/ 5- Maughmer B/ 11- Scott T/ 14- Cole C/ 21- Jones R/	2	01:21	2	00:00	01:21	2-0	2	3	0	0	0	1.0000



Morehead St. at Vanderbilt

11/18/22 Memorial Gymnasium, Nashville
2022-23 Men's Basketball

Game Time: 6:00 PM
Game Duration: 1:46
Attendance: 5,732

Officials: Tony Greene, Chris Ford, Lucas Santos

Vanderbilt

Lineup	Quarter On	Time On	Quarter Off	Time Off	Time on Court	Score	Score Diff	Reb	Stl	Tov	Ass	PPP
0- Lawrence T/ 4- Wright J/ 5- Manjon E/ 10- Stute M/ 42- Millora-Brown Q/	1	20:00	1	15:21	04:39	8-6	2	4	0	1	1	1.3333
0- Lawrence T/ 4- Wright J/ 5- Manjon E/ 10- Stute M/ 21- Robbins L/	1	15:21	1	12:34	02:47	5-0	5	5	0	1	0	1.7361
0- Lawrence T/ 1- Smith C/ 5- Manjon E/ 10- Stute M/ 21- Robbins L/	1	12:34	1	11:48	00:46	2-0	2	2	0	0	0	2.0000
1- Smith C/ 5- Manjon E/ 10- Stute M/ 20- Ansong E/ 21- Robbins L/	1	11:48	1	10:29	01:19	2-2	0	2	0	1	1	0.6667
0- Lawrence T/ 1- Smith C/ 5- Manjon E/ 10- Stute M/ 21- Robbins L/	1	10:29	1	10:29	00:00	0-0	0	0	0	0	0	0.0000
0- Lawrence T/ 1- Smith C/ 10- Stute M/ 20- Ansong E/ 21- Robbins L/	1	10:29	1	08:46	01:43	5-0	5	4	0	0	1	1.2500
0- Lawrence T/ 1- Smith C/ 4- Wright J/ 20- Ansong E/ 21- Robbins L/	1	08:46	1	07:17	01:29	2-0	2	3	0	0	0	1.0000
0- Lawrence T/ 4- Wright J/ 5- Manjon E/ 21- Robbins L/ 23- Dia M/	1	07:17	1	06:32	00:45	2-0	2	0	1	0	0	1.0000
0- Lawrence T/ 4- Wright J/ 5- Manjon E/ 23- Dia M/ 42- Millora-Brown Q/	1	06:32	1	01:29	05:03	7-3	4	6	0	2	2	0.7415
1- Smith C/ 4- Wright J/ 5- Manjon E/ 10- Stute M/ 42- Millora-Brown Q/	1	01:29	1	01:29	00:00	1-0	1	0	0	0	0	2.2727
1- Smith C/ 4- Wright J/ 5- Manjon E/ 10- Stute M/ 21- Robbins L/	1	01:29	2	20:00	01:29	4-2	2	1	0	0	0	2.0000
0- Lawrence T/ 4- Wright J/ 5- Manjon E/ 10- Stute M/ 42- Millora-Brown Q/	2	20:00	2	15:12	04:48	12-9	3	5	0	0	1	1.4218
0- Lawrence T/ 1- Smith C/ 5- Manjon E/ 10- Stute M/ 21- Robbins L/	2	15:12	2	13:53	01:19	0-3	-3	1	1	1	0	0.0000
1- Smith C/ 5- Manjon E/ 21- Robbins L/ 22- Calton G/ 42- Millora-Brown Q/	2	13:53	2	13:38	00:15	0-0	0	0	0	0	0	0.0000
1- Smith C/ 5- Manjon E/ 21- Robbins L/ 22- Calton G/ 23- Dia M/	2	13:38	2	11:54	01:44	5-0	5	2	0	0	1	2.1552
1- Smith C/ 2- Shelby N/ 21- Robbins L/ 22- Calton G/ 23- Dia M/	2	11:54	2	09:04	02:50	8-5	3	3	0	1	2	1.6000
0- Lawrence T/ 2- Shelby N/ 4- Wright J/ 21- Robbins L/ 23- Dia M/	2	09:04	2	08:46	00:18	0-0	0	0	0	0	0	0.0000
0- Lawrence T/ 2- Shelby N/ 4- Wright J/ 23- Dia M/ 34- Dort L/	2	08:46	2	07:46	01:00	1-1	0	1	0	0	0	0.5319
0- Lawrence T/ 2- Shelby N/ 4- Wright J/ 20- Ansong E/ 34- Dort L/	2	07:46	2	04:46	03:00	3-5	-2	5	0	6	1	0.3750
2- Shelby N/ 10- Stute M/ 20- Ansong E/ 23- Dia M/ 34- Dort L/	2	04:46	2	01:58	02:48	6-5	1	3	0	0	1	1.2295
2- Shelby N/ 20- Ansong E/ 22- Calton G/ 23- Dia M/ 34- Dort L/	2	01:58	2	01:21	00:37	3-0	3	2	0	0	0	2.5000
2- Shelby N/ 11- Samuels A/ 22- Calton G/ 25- Keeffe M/ 34- Dort L/	2	01:21	2	00:00	01:21	0-2	-2	1	0	0	0	0.0000



Morehead St. at Vanderbilt

11/18/22 Memorial Gymnasium, Nashville
2022-23 Men's Basketball

Game Time: 6:00 PM
Game Duration: 1:46
Attendance: 5,732

Officials: Tony Greene, Chris Ford, Lucas Santos

Morehead St.

Lineup	Time	Score	Score Diff	Pts/Min	Reb	Stl	Tov	Ass	PPP
0- Freeman M/ 3- Thelwell D/ 5- Maughmer B/ 24- Wolfe J/ 45- Gross A/	09:27	15-20	-5	1.5873	5	0	0	2	1.0714
1- Redding T/ 3- Thelwell D/ 5- Maughmer B/ 15- Thomas K/ 22- Bryan L/	04:17	7-9	-2	1.6342	4	4	1	0	0.7511
0- Freeman M/ 1- Redding T/ 5- Maughmer B/ 22- Bryan L/ 24- Wolfe J/	03:52	2-7	-5	0.5172	5	0	1	0	0.3472
0- Freeman M/ 1- Redding T/ 5- Maughmer B/ 24- Wolfe J/ 45- Gross A/	03:03	3-3	0	0.9836	1	0	2	1	0.6000
1- Redding T/ 3- Thelwell D/ 11- Scott T/ 15- Thomas K/ 45- Gross A/	02:48	5-6	-1	1.7857	3	0	0	1	0.9191
1- Redding T/ 3- Thelwell D/ 5- Maughmer B/ 24- Wolfe J/ 45- Gross A/	02:43	2-7	-5	0.7362	1	0	0	1	0.5000
0- Freeman M/ 11- Scott T/ 15- Thomas K/ 22- Bryan L/ 24- Wolfe J/	02:03	3-2	1	1.4634	3	0	1	1	1.0000
3- Thelwell D/ 11- Scott T/ 15- Thomas K/ 24- Wolfe J/ 45- Gross A/	01:43	0-5	-5	0.0000	2	0	0	0	0.0000
3- Thelwell D/ 11- Scott T/ 15- Thomas K/ 22- Bryan L/ 24- Wolfe J/	01:40	0-5	-5	0.0000	1	0	0	0	0.0000
0- Freeman M/ 3- Thelwell D/ 5- Maughmer B/ 22- Bryan L/ 24- Wolfe J/	01:33	0-3	-3	0.0000	1	1	0	0	0.0000
0- Freeman M/ 3- Thelwell D/ 5- Maughmer B/ 11- Scott T/ 45- Gross A/	01:29	0-2	-2	0.0000	1	0	0	0	0.0000
0- Freeman M/ 3- Thelwell D/ 5- Maughmer B/ 15- Thomas K/ 22- Bryan L/	01:24	2-2	0	1.4286	2	0	1	0	0.6667
3- Thelwell D/ 5- Maughmer B/ 11- Scott T/ 14- Cole C/ 21- Jones R/	01:21	2-0	2	1.4815	3	0	0	0	1.0000
0- Freeman M/ 11- Scott T/ 15- Thomas K/ 24- Wolfe J/ 45- Gross A/	01:19	2-2	0	1.5190	1	0	1	1	0.5000
3- Thelwell D/ 5- Maughmer B/ 11- Scott T/ 15- Thomas K/ 21- Jones R/	00:37	0-3	-3	0.0000	0	0	0	0	0.0000
0- Freeman M/ 1- Redding T/ 15- Thomas K/ 22- Bryan L/ 24- Wolfe J/	00:21	0-0	0	0.0000	0	0	0	0	0.0000
0- Freeman M/ 1- Redding T/ 5- Maughmer B/ 15- Thomas K/ 22- Bryan L/	00:11	0-0	0	0.0000	0	0	0	0	0.0000
3- Thelwell D/ 5- Maughmer B/ 11- Scott T/ 15- Thomas K/ 22- Bryan L/	00:09	0-0	0	0.0000	0	0	1	0	0.0000



Morehead St. at Vanderbilt

11/18/22 Memorial Gymnasium, Nashville
2022-23 Men's Basketball

Game Time: 6:00 PM
Game Duration: 1:46
Attendance: 5,732

Officials: Tony Greene, Chris Ford, Lucas Santos

Vanderbilt

Lineup	Time	Score	Score Diff	Pts/Min	Reb	Stl	Tov	Ass	PPP
0- Lawrence T/ 4- Wright J/ 5- Manjon E/ 10- Stute M/ 42- Millora-Brown Q/	09:27	20-15	5	2.1164	9	0	1	2	1.3850
0- Lawrence T/ 4- Wright J/ 5- Manjon E/ 23- Dia M/ 42- Millora-Brown Q/	05:03	7-3	4	1.3861	6	0	2	2	0.7415
0- Lawrence T/ 2- Shelby N/ 4- Wright J/ 20- Ansong E/ 34- Dort L/	03:00	3-5	-2	1.0000	5	0	6	1	0.3750
1- Smith C/ 2- Shelby N/ 21- Robbins L/ 22- Calton G/ 23- Dia M/	02:50	8-5	3	2.8235	3	0	1	2	1.6000
2- Shelby N/ 10- Stute M/ 20- Ansong E/ 23- Dia M/ 34- Dort L/	02:48	6-5	1	2.1429	3	0	0	1	1.2295
0- Lawrence T/ 4- Wright J/ 5- Manjon E/ 10- Stute M/ 21- Robbins L/	02:47	5-0	5	1.7964	5	0	1	0	1.7361
0- Lawrence T/ 1- Smith C/ 5- Manjon E/ 10- Stute M/ 21- Robbins L/	02:05	2-3	-1	0.9600	3	1	1	0	0.6667
1- Smith C/ 5- Manjon E/ 21- Robbins L/ 22- Calton G/ 23- Dia M/	01:44	5-0	5	2.8846	2	0	0	1	2.1552
0- Lawrence T/ 1- Smith C/ 10- Stute M/ 20- Ansong E/ 21- Robbins L/	01:43	5-0	5	2.9126	4	0	0	1	1.2500
0- Lawrence T/ 1- Smith C/ 4- Wright J/ 20- Ansong E/ 21- Robbins L/	01:29	2-0	2	1.3483	3	0	0	0	1.0000
1- Smith C/ 4- Wright J/ 5- Manjon E/ 10- Stute M/ 21- Robbins L/	01:29	4-2	2	2.6966	1	0	0	0	2.0000
2- Shelby N/ 11- Samuels A/ 22- Calton G/ 25- Keeffe M/ 34- Dort L/	01:21	0-2	-2	0.0000	1	0	0	0	0.0000
1- Smith C/ 5- Manjon E/ 10- Stute M/ 20- Ansong E/ 21- Robbins L/	01:19	2-2	0	1.5190	2	0	1	1	0.6667
0- Lawrence T/ 2- Shelby N/ 4- Wright J/ 23- Dia M/ 34- Dort L/	01:00	1-1	0	1.0000	1	0	0	0	0.5319
0- Lawrence T/ 4- Wright J/ 5- Manjon E/ 21- Robbins L/ 23- Dia M/	00:45	2-0	2	2.6667	0	1	0	0	1.0000
2- Shelby N/ 20- Ansong E/ 22- Calton G/ 23- Dia M/ 34- Dort L/	00:37	3-0	3	4.8649	2	0	0	0	2.5000
0- Lawrence T/ 2- Shelby N/ 4- Wright J/ 21- Robbins L/ 23- Dia M/	00:18	0-0	0	0.0000	0	0	0	0	0.0000
1- Smith C/ 5- Manjon E/ 21- Robbins L/ 22- Calton G/ 42- Millora-Brown Q/	00:15	0-0	0	0.0000	0	0	0	0	0.0000
1- Smith C/ 4- Wright J/ 5- Manjon E/ 10- Stute M/ 42- Millora-Brown Q/	00:00	1-0	1	∞	0	0	0	0	2.2727