



Vanderbilt at VCU

11/30/22 The Stuart C. Siegel Center, Richmond Va.
VCU vs. Vanderbilt

Game Time: 7:00 PM
Game Duration: 2:14
Attendance: 7,117

Officials: Jeffrey Clark, Bart Lenox, Jeb Hartness

Vanderbilt - 65

Record: 3-4

NO.	Name	F/C	Min	FG			3P			FT			Rebounds			Fouls		TP	AS	TO	ST	Blocks		+/-
				M-A	M-A	M-A	OR	DR	TOT	PF	FD	OR	DR	TOT	BS	BA								
10	Myles Stute	F	37:09	7-13	6-9	0-0	1	5	6	4	0	20	0	4	1	0	1	0	1	0	1	-7		
21	Liam Robbins	C	20:46	4-7	0-1	6-7	1	1	2	4	5	14	2	1	0	1	0	1	0	1	0	4		
0	Tyrin Lawrence	G	27:39	1-6	0-2	3-4	1	3	4	4	5	5	1	3	1	0	0	0	0	0	0	-6		
4	Jordan Wright	G	14:20	0-4	0-2	0-0	0	2	2	2	1	0	0	4	1	0	0	0	0	0	0	-5		
5	Ezra Manjon	G	31:07	6-7	0-0	0-0	0	3	3	4	2	12	4	4	0	0	0	0	0	0	0	-8		
42	Quentin Millora-Brown		17:21	1-4	0-0	1-3	5	2	7	3	4	3	3	0	3	0	1	0	1	0	1	-12		
1	Colin Smith		10:55	0-3	0-2	3-4	1	0	1	0	2	3	1	0	0	0	0	0	0	1	1	11		
12	Trey Thomas		23:58	2-5	2-5	2-2	0	3	3	2	1	8	1	2	0	0	0	0	0	0	0	0		
20	Emmanuel Ansong		02:35	0-0	0-0	0-0	0	0	0	0	0	0	0	0	0	0	0	0	0	0	0	1		
34	Lee Dort		03:56	0-0	0-0	0-0	0	2	2	2	0	0	0	0	0	0	0	0	0	0	0	1		
23	Malik Dia		04:52	0-0	0-0	0-0	0	0	0	1	0	0	0	0	0	0	0	0	0	0	0	2		
2	Noah Shelby		02:13	0-0	0-0	0-0	0	0	0	1	0	0	0	0	0	0	0	0	0	0	0	2		
22	Graham Calton		03:09	0-0	0-0	0-0	0	0	0	0	0	0	0	0	0	0	0	0	0	0	0	-8		
Team							0	1	1			0			1									
Totals				21-49	8-21	15-20	9	22	31	27	20	65	12	19	6	1	3	1	3	1	3	-5		

Shooting By Period		
1 st FG%	10-23	43.5%
3PT%	5-11	45.5%
FT%	3-5	60%
2 nd FG%	11-26	42.3%
3PT%	3-10	30.0%
FT%	12-15	80%
GM FG%	21-49	42.9%
3PT%	8-21	38.1%
FT%	15-20	75.0%

Dead Ball Rebounds: 2, 0

Technical Fouls:Robbins 2nd8:01Team 2nd7:59Team 2nd7:59

VCU - 70

Record: 5-2

NO.	Name	F/C	Min	FG			3P			FT			Rebounds			Fouls		TP	AS	TO	ST	Blocks		+/-
				M-A	M-A	M-A	OR	DR	TOT	PF	FD	OR	DR	TOT	BS	BA								
0	Jamir Watkins	F	30:37	3-8	0-2	7-11	0	4	4	3	9	13	0	2	2	1	1	6	0	2	2	1	1	6
4	Jalen DeLoach	F	20:02	1-3	0-0	2-4	2	4	6	5	3	4	1	3	0	1	0	3	1	3	0	1	0	3
30	Brandon Johns Jr.	F	27:53	2-4	1-2	2-2	1	4	5	0	2	7	1	4	0	1	0	12	7	1	4	0	1	0
1	Adrian Baldwin Jr.	G	33:09	7-14	4-5	10-12	1	2	3	1	5	28	4	1	2	0	0	15	4	1	2	0	0	15
23	Jayden Nunn	G	22:51	0-3	0-1	0-0	0	2	2	3	0	0	0	1	0	0	0	-6	0	0	1	0	0	0
2	Zeb Jackson		13:36	2-3	0-1	1-2	0	2	2	1	2	5	1	1	2	0	0	-1	5	1	1	2	0	0
35	David Shriver		12:07	1-5	1-5	0-0	0	0	0	1	0	3	0	1	1	0	0	-2	3	0	1	1	0	0
11	Christian Fermin		05:49	0-0	0-0	0-0	0	1	1	1	0	0	0	1	0	0	0	-2	0	0	1	0	0	0
24	Nick Kern		11:25	0-0	0-0	3-4	1	0	1	0	2	3	1	1	2	0	0	-3	3	1	1	2	0	0
33	Josh Banks		10:24	1-2	1-2	0-1	1	0	1	0	2	3	0	0	0	0	0	2	3	0	0	0	0	2
10	Toibu Lawal		12:07	2-2	0-0	0-1	0	2	2	5	1	4	0	0	0	0	0	1	4	0	0	0	0	1
Team							1	1	2			0			0									
Totals				19-44	7-18	25-37	7	22	29	20	26	70	8	15	9	3	1	5	8	15	9	3	1	5

Shooting By Period		
1 st FG%	9-21	42.9%
3PT%	5-11	45.5%
FT%	12-16	75%
2 nd FG%	10-23	43.5%
3PT%	2-7	28.6%
FT%	13-21	61.9%
GM FG%	19-44	43.2%
3PT%	7-18	38.9%
FT%	25-37	67.6%

Dead Ball Rebounds: 8, 0

Technical Fouls::NONE

	'Dores	Rams
Biggest lead	5 (1 st 16:59)	11 (2 nd 18:23)
Best Scoring Run	10(2 nd 9:21)	8(1 st 14:14)
Lead Changes	15	
Times Tied	8	
Time with Lead	06:31	30:00

	'Dores	Rams
Points from		
Turnovers	13	20
Paint	26	16
Second Chance	9	14
Fast Breaks	3	6
Bench	14	18

	Period by Period Scoring		
	1st	2nd	TOT
'Dores	28	37	65
Rams	35	35	70



Officials: Jeffrey Clark, Bart Lenox, Jeb Hartness

Period 1

Quarter Starters:

Rams	0 Watkins J	1 Baldwin Jr. A	4 DeLoach J	23 Nunn J	30 Johns Jr. B
'Dores	0 Lawrence T	4 Wright J	5 Manjon E	10 Stute M	21 Robbins L

Game Time	Rams	Score	Diff	'Dores
20:00	4 DELOACH J jumpball won			21 ROBBINS L jumpball lost
19:38	30 JOHNS JR. B turnover lost ball (1)			
19:17				4 WRIGHT J 2pt FG from turnover in the paint, layup missed
19:15	30 JOHNS JR. B defensive rebound (1)			
18:59	4 DELOACH J turnover travel (1)			
18:32		0-3	-3	10 STUTE M 3pt FG from turnover, jump shot made (3)
18:32				21 ROBBINS L assist (1)
18:05	0 WATKINS J foul drawn (1)			21 ROBBINS L foul shooting (1 - 1)
18:05	0 WATKINS J free throw 1 - 2 missed			
18:05	offensive dead ball rebound (1)			
18:05	0 WATKINS J free throw 2 - 2 made (1)	1-3	-2	
17:50				5 MANJON E turnover out of bounds (1)
17:32	30 JOHNS JR. B 3pt FG from turnover, jump shot missed			
17:29	offensive rebound (2)			
17:17	4 DELOACH J turnover lost ball (2)			10 STUTE M steal (1)
16:59		1-6	-5	10 STUTE M 3pt FG from turnover, jump shot made (6)
16:59				5 MANJON E assist (1)
16:25	23 NUNN J 2pt FG outside the paint, step back jump shot missed			
16:21				0 LAWRENCE T defensive rebound (1)
16:13	0 WATKINS J steal (1)			0 LAWRENCE T turnover lost ball (1)
16:12	0 WATKINS J foul drawn (2)			21 ROBBINS L foul personal (2 - 2)
16:12				21 ROBBINS L substitution out
16:12				42 MILLORA-BROWN Q substitution in
16:12	23 NUNN J substitution out			
16:12	2 JACKSON Z substitution in			
15:58	1 BALDWIN JR. A 3pt FG from turnover, jump shot made (3)	4-6	-2	
15:48				10 STUTE M turnover lost ball (1)
15:48	Timeout media			
15:27	30 JOHNS JR. B foul drawn (1)			42 MILLORA-BROWN Q foul personal (1 - 3)
15:27	30 JOHNS JR. B substitution out			
15:27	35 SHRIVER D substitution in			
15:26	35 SHRIVER D turnover travel (1)			
14:57				0 LAWRENCE T 3pt FG from turnover, jump shot missed
14:54	4 DELOACH J defensive rebound (1)			
14:45	35 SHRIVER D 3pt FG , jump shot made (3)	7-6	1	
14:45	1 BALDWIN JR. A assist (1)			
14:24				4 WRIGHT J turnover (1)
14:24	0 WATKINS J substitution out			
14:24	4 DELOACH J substitution out			
14:24	11 FERMIN C substitution in			
14:24	24 KERN N substitution in			
14:14	1 BALDWIN JR. A foul drawn (1)			5 MANJON E foul shooting (1 - 4)



Official Basketball Play by Play - First Half
Vanderbilt at VCU
 11/30/22 The Stuart C. Siegel Center, Richmond Va.
 VCU vs. Vanderbilt

Game Time: 7:00 PM
Game Duration: 2:14
Attendance: 7,117

Officials: Jeffrey Clark, Bart Lenox, Jeb Hartness

Game Time	Rams	Score	Diff	Dores
14:14	1 BALDWIN JR. A free throw 1 - 2 made (4)	8-6	2	
14:14	1 BALDWIN JR. A free throw 2 - 2 made (5)	9-6	3	
14:09	1 BALDWIN JR. A foul personal (1 - 1)			5 MANJON E foul drawn (1)
14:09	1 BALDWIN JR. A substitution out			
14:09	23 NUNN J substitution in			
14:06				10 STUTE M 3pt FG , jump shot missed
14:04	2 JACKSON Z defensive rebound (1)			
13:46	24 KERN N turnover out of bounds (1)			
13:46				4 WRIGHT J substitution out
13:46				5 MANJON E substitution out
13:46				1 SMITH C substitution in
13:46				12 THOMAS T substitution in
13:34		9-8	1	42 MILLORA-BROWN Q 2pt FG from turnover in the paint, layup made (2)
13:34				0 LAWRENCE T assist (1)
13:20	11 FERMIN C foul offensive (1 - 2)			42 MILLORA-BROWN Q foul drawn (1)
13:20	11 FERMIN C turnover offensive (1)			
13:20	11 FERMIN C substitution out			
13:20	24 KERN N substitution out			
13:20	0 WATKINS J substitution in			
13:20	4 DELOACH J substitution in			
13:00	0 WATKINS J steal (2)			0 LAWRENCE T turnover bad pass (2)
12:54	0 WATKINS J 2pt FG from turnover in the paint, dunk, missed			
12:51				12 THOMAS T defensive rebound (1)
12:39				0 LAWRENCE T 2pt FG in the paint, layup missed
12:37				42 MILLORA-BROWN Q offensive rebound (1)
12:35		9-11	-2	12 THOMAS T 3pt FG second chance, jump shot made (3)
12:35				42 MILLORA-BROWN Q assist (1)
12:22	2 JACKSON Z 2pt FG in the paint, layup made (2)	11-11	0	
12:22	4 DELOACH J assist (1)			
12:11	2 JACKSON Z steal (1)			10 STUTE M turnover lost ball (2)
12:05	2 JACKSON Z 2pt FG fast break from turnover in the paint, dunk, made (4)	13-11	2	
11:57	Timeout media			
11:57				0 LAWRENCE T substitution out
11:57				10 STUTE M substitution out
11:57				42 MILLORA-BROWN Q substitution out
11:57				5 MANJON E substitution in
11:57				20 ANSONG E substitution in
11:57				34 DORT L substitution in
11:46		13-13	0	5 MANJON E 2pt FG in the paint, driving layup made (2)
11:31	35 SHRIVER D 3pt FG , jump shot missed			
11:28				12 THOMAS T defensive rebound (2)
11:09	35 SHRIVER D foul shooting (1 - 3)			1 SMITH C foul drawn (1)
11:09				1 SMITH C free throw 1 - 2 missed
11:09				offensive dead ball rebound (1)
11:09	2 JACKSON Z substitution out			
11:09	23 NUNN J substitution out			
11:09	35 SHRIVER D substitution out			
11:09	1 BALDWIN JR. A substitution in			



Official Basketball Play by Play - First Half
Vanderbilt at VCU
 11/30/22 The Stuart C. Siegel Center, Richmond Va.
 VCU vs. Vanderbilt

Game Time: 7:00 PM
Game Duration: 2:14
Attendance: 7,117

Officials: Jeffrey Clark, Bart Lenox, Jeb Hartness

Game Time	Rams	Score	Diff	Dores
11:09	30 JOHNS JR. B substitution in			
11:09	33 BANKS J substitution in			
11:09		13-14	-1	1 SMITH C free throw 2 - 2 made (1)
10:49	4 DELOACH J 2pt FG in the paint, hook shot missed			
10:47	4 DELOACH J offensive rebound (2)			
10:45	4 DELOACH J foul drawn (1)			34 DORT L foul personal (1 - 5)
10:45	30 JOHNS JR. B turnover travel (2)			
10:27				1 SMITH C 3pt FG from turnover, jump shot missed
10:24	0 WATKINS J defensive rebound (1)			
10:22	0 WATKINS J foul drawn (3)			12 THOMAS T foul shooting (1 - 6)
10:22	0 WATKINS J free throw fast break 1 - 2 made (2)	14-14	0	
10:22	0 WATKINS J free throw fast break 2 - 2 made (3)	15-14	1	
09:54				1 SMITH C 2pt FG outside the paint, jump shot blocked
09:54	4 DELOACH J block (1)			
09:49				1 SMITH C offensive rebound (1)
09:51				turnover shot clock (7)
09:51	4 DELOACH J substitution out			
09:51	10 LAWAL T substitution in			
09:40	1 BALDWIN JR. A 2pt FG from turnover outside the paint, pull up jump shot missed			
09:36				34 DORT L defensive rebound (1)
09:22				1 SMITH C substitution out
09:22				20 ANSONG E substitution out
09:22				4 WRIGHT J substitution in
09:22				10 STUTE M substitution in
09:12		15-16	-1	5 MANJON E 2pt FG in the paint, driving layup made (4)
09:01	30 JOHNS JR. B foul drawn (2)			10 STUTE M foul personal (1 - 7)
09:01	30 JOHNS JR. B 1&1 free throw 1 made (1)	16-16	0	
09:01	30 JOHNS JR. B 1&1 free throw 2 made (2)	17-16	1	
08:39				4 WRIGHT J 3pt FG , jump shot missed
08:37	defensive rebound (7)			
08:20	33 BANKS J 3pt FG , jump shot missed			
08:17				34 DORT L defensive rebound (2)
08:01				12 THOMAS T 3pt FG , jump shot missed
08:01	10 LAWAL T defensive rebound (1)			
08:01	10 LAWAL T foul drawn (1)			34 DORT L foul personal (2 - 8)
08:01				34 DORT L substitution out
08:01				23 DIA M substitution in
08:01	10 LAWAL T 1&1 free throw 1 missed			
08:00				4 WRIGHT J defensive rebound (1)
07:46	0 WATKINS J foul personal (1 - 4)			4 WRIGHT J foul drawn (1)
07:46	10 LAWAL T substitution out			
07:46	30 JOHNS JR. B substitution out			
07:46	4 DELOACH J substitution in			
07:46	35 SHRIVER D substitution in			
07:39	35 SHRIVER D steal (1)			10 STUTE M turnover bad pass (3)
07:14	0 WATKINS J 2pt FG from turnover in the paint, dunk, missed			
07:11				4 WRIGHT J defensive rebound (2)
07:02				12 THOMAS T 3pt FG , jump shot missed



Officials: Jeffrey Clark, Bart Lenox, Jeb Hartness

Game Time	Rams	Score	Diff	Dores
06:59	4 DELOACH J defensive rebound (3)			
06:48	1 BALDWIN JR. A 2pt FG in the paint, driving layup missed			
06:45	4 DELOACH J offensive rebound (4)			
06:45	4 DELOACH J 2pt FG second chance in the paint, layup made (2)	19-16	3	
06:25		19-19	0	10 STUTE M 3pt FG , jump shot made (9)
06:25				5 MANJON E assist (2)
06:17	0 WATKINS J 3pt FG , jump shot missed			
06:15	33 BANKS J offensive rebound (1)			
06:15	33 BANKS J foul drawn (1)			12 THOMAS T foul personal (2 - 9)
06:15	0 WATKINS J substitution out			
06:15	24 KERN N substitution in			
06:15				12 THOMAS T substitution out
06:15				0 LAWRENCE T substitution in
06:15	33 BANKS J 1&1 free throw 1 missed			
06:15				10 STUTE M defensive rebound (1)
06:00		19-21	-2	5 MANJON E 2pt FG in the paint, driving layup made (6)
05:39	33 BANKS J 3pt FG , jump shot made (3)	22-21	1	
05:39	1 BALDWIN JR. A assist (2)			
05:22				4 WRIGHT J turnover bad pass (2)
05:22	1 BALDWIN JR. A substitution out			
05:22	33 BANKS J substitution out			
05:22	2 JACKSON Z substitution in			
05:22	23 NUNN J substitution in			
05:22				5 MANJON E substitution out
05:22				2 SHELBY N substitution in
05:02	2 JACKSON Z foul drawn (1)			2 SHELBY N foul personal (1 - 10)
05:02	2 JACKSON Z free throw 1 - 2 missed			
05:02	offensive dead ball rebound (2)			
05:02	2 JACKSON Z free throw 2 - 2 made (5)	23-21	2	
04:31				4 WRIGHT J 2pt FG in the paint, pull up jump shot missed
04:28	4 DELOACH J defensive rebound (5)			
04:26	2 JACKSON Z turnover bad pass (1)			4 WRIGHT J steal (1)
04:13	2 JACKSON Z steal (2)			4 WRIGHT J turnover bad pass (3)
04:05	35 SHRIVER D 3pt FG from turnover, jump shot missed			
04:01				10 STUTE M defensive rebound (2)
03:42		23-24	-1	10 STUTE M 3pt FG , jump shot made (12)
03:09	4 DELOACH J foul drawn (2)			23 DIA M foul shooting (1 - 11)
03:09				Timeout media
03:09	2 JACKSON Z substitution out			
03:09	24 KERN N substitution out			
03:09	35 SHRIVER D substitution out			
03:09	0 WATKINS J substitution in			
03:09	1 BALDWIN JR. A substitution in			
03:09	30 JOHNS JR. B substitution in			
03:09				2 SHELBY N substitution out
03:09				4 WRIGHT J substitution out
03:09				23 DIA M substitution out
03:09				5 MANJON E substitution in



Official Basketball Play by Play - First Half
Vanderbilt at VCU
 11/30/22 The Stuart C. Siegel Center, Richmond Va.
 VCU vs. Vanderbilt

Game Time: 7:00 PM
Game Duration: 2:14
Attendance: 7,117

Officials: Jeffrey Clark, Bart Lenox, Jeb Hartness

Game Time	Rams	Score	Diff	'Dores
03:09				22 CALTON G substitution in
03:09				42 MILLORA-BROWN Q substitution in
03:09	4 DELOACH J free throw 1 - 2 made (3)	24-24	0	
03:09	4 DELOACH J free throw 2 - 2 made (4)	25-24	1	
02:56	23 NUNN J foul personal (1 - 5)			0 LAWRENCE T foul drawn (1)
02:50				0 LAWRENCE T 2pt FG in the paint, layup missed
02:48				42 MILLORA-BROWN Q offensive rebound (2)
02:42		25-26	-1	5 MANJON E 2pt FG second chance in the paint, layup made (8)
02:42				42 MILLORA-BROWN Q assist (2)
02:25	30 JOHNS JR. B 2pt FG in the paint, driving layup made (4)	27-26	1	
02:13	1 BALDWIN JR. A steal (1)			5 MANJON E turnover lost ball (2)
02:12	1 BALDWIN JR. A foul drawn (2)			5 MANJON E foul personal (2 - 12)
02:12	1 BALDWIN JR. A free throw fast break 1 - 2 made (6)	28-26	2	
02:12	1 BALDWIN JR. A free throw fast break 2 - 2 made (7)	29-26	3	
02:03	4 DELOACH J foul personal (1 - 6)			42 MILLORA-BROWN Q foul drawn (2)
01:49	23 NUNN J foul personal (2 - 7)			0 LAWRENCE T foul drawn (2)
01:49	23 NUNN J substitution out			
01:49	2 JACKSON Z substitution in			
01:49				5 MANJON E substitution out
01:49				12 THOMAS T substitution in
01:49		29-27	2	0 LAWRENCE T 1&1 free throw 1 made (1)
01:49		29-28	1	0 LAWRENCE T 1&1 free throw 2 made (2)
01:37	30 JOHNS JR. B turnover lost ball (3)			0 LAWRENCE T steal (1)
01:26				10 STUTE M 2pt FG from turnover in the paint, layup missed
01:22				10 STUTE M offensive rebound (3)
01:16				0 LAWRENCE T 2pt FG from turnover second chance outside the paint, pull up jump shot missed
01:13	0 WATKINS J defensive rebound (2)			
01:11	1 BALDWIN JR. A 3pt FG , jump shot made (10)	32-28	4	
00:54	4 DELOACH J foul personal (2 - 8)			42 MILLORA-BROWN Q foul drawn (3)
00:54	4 DELOACH J substitution out			
00:54	35 SHRIVER D substitution in			
00:54				42 MILLORA-BROWN Q 1&1 free throw 1 missed
00:54	2 JACKSON Z defensive rebound (2)			
00:32	2 JACKSON Z 3pt FG , jump shot missed			
00:27				12 THOMAS T defensive rebound (3)
00:21				12 THOMAS T turnover travel (1)
00:21	2 JACKSON Z substitution out			
00:21	33 BANKS J substitution in			
00:07	1 BALDWIN JR. A 3pt FG from turnover, jump shot made (13)	35-28	7	
00:01	33 BANKS J foul drawn (2)			0 LAWRENCE T foul offensive (1 - 13)
00:01				0 LAWRENCE T turnover offensive (3)
END OF PERIOD				
Rams 35-28 'Dores				



Vanderbilt at VCU

11/30/22 The Stuart C. Siegel Center, Richmond Va.
VCU vs. Vanderbilt

Game Time: 7:00 PM
Game Duration: 2:14
Attendance: 7,117

Officials: Jeffrey Clark, Bart Lenox, Jeb Hartness

Vanderbilt - 28

NO.	Name	Min	FG			Rebounds			Fouls		TP	AS	TO	ST	Blocks		+/-
			M-A	M-A	M-A	OR	DR	TOT	PF	FD					BS	BA	
10	Myles Stute	F 17:25	4-6	4-5	0-0	1	2	3	1	0	12	0	3	1	0	0	-8
21	Liam Robbins	C 03:48	0-0	0-0	0-0	0	0	0	2	0	0	1	0	0	0	0	5
0	Tyrin Lawrence	G 14:18	0-4	0-1	2-2	0	1	1	1	2	2	1	3	1	0	0	-9
4	Jordan Wright	G 12:27	0-3	0-1	0-0	0	2	2	0	1	0	0	3	1	0	0	-1
5	Ezra Manjon	G 14:09	4-4	0-0	0-0	0	0	0	2	1	8	2	2	0	0	0	-6
42	Quentin Millora-Brown	07:24	1-1	0-0	0-1	2	0	2	1	3	2	2	0	0	0	0	-15
1	Colin Smith	04:24	0-2	0-1	1-2	1	0	1	0	1	1	0	0	0	0	1	2
12	Trey Thomas	09:20	1-3	1-3	0-0	0	3	3	2	0	3	0	1	0	0	0	-1
20	Emmanuel Ansong	02:35	0-0	0-0	0-0	0	0	0	0	0	0	0	0	0	0	0	1
34	Lee Dort	03:56	0-0	0-0	0-0	0	2	2	2	0	0	0	0	0	0	0	1
23	Malik Dia	04:52	0-0	0-0	0-0	0	0	0	1	0	0	0	0	0	0	0	2
2	Noah Shelby	02:13	0-0	0-0	0-0	0	0	0	1	0	0	0	0	0	0	0	2
22	Graham Calton	03:09	0-0	0-0	0-0	0	0	0	0	0	0	0	0	0	0	0	-8
Team						0	0	0			0		1				
Totals			10-23	5-11	3-5	4	10	14	13	8	28	6	13	3	0	1	-7

Shooting By Period		
1st FG%	10-23	43.5%
3PT%	5-11	45.5%
FT%	3-5	60%
GM FG%	10-23	43.5%
3PT%	5-11	45.5%
FT%	3-5	60.0%

Dead Ball Rebounds: 1, 0

Technical Fouls::NONE

VCU - 35

NO.	Name	Min	FG			Rebounds			Fouls		TP	AS	TO	ST	Blocks		+/-
			M-A	M-A	M-A	OR	DR	TOT	PF	FD					BS	BA	
0	Jamir Watkins	F 15:50	0-3	0-1	3-4	0	2	2	1	3	3	0	0	2	0	0	8
4	Jalen DeLoach	F 15:56	1-2	0-0	2-2	2	3	5	2	2	4	1	2	0	1	0	4
30	Brandon Johns Jr.	F 11:05	1-2	0-1	2-2	0	1	1	0	2	4	0	3	0	0	0	7
1	Adrian Baldwin Jr.	G 14:47	3-5	3-3	4-4	0	0	0	1	2	13	2	0	1	0	0	12
23	Jayden Nunn	G 10:21	0-1	0-0	0-0	0	0	0	2	0	0	0	0	0	0	0	-6
2	Zeb Jackson	08:43	2-3	0-1	1-2	0	2	2	0	1	5	0	1	2	0	0	4
35	David Shriver	09:50	1-3	1-3	0-0	0	0	0	1	0	3	0	1	1	0	0	3
11	Christian Fermin	01:04	0-0	0-0	0-0	0	0	0	1	0	0	0	1	0	0	0	0
24	Nick Kern	04:10	0-0	0-0	0-0	0	0	0	0	0	0	0	1	0	0	0	-1
33	Josh Banks	06:09	1-2	1-2	0-1	1	0	1	0	2	3	0	0	0	0	0	4
10	Toibu Lawal	02:05	0-0	0-0	0-1	0	1	1	0	1	0	0	0	0	0	0	0
Team						1	1	2			0		0				
Totals			9-21	5-11	12-16	4	10	14	8	13	35	3	9	6	1	0	7

Shooting By Period		
1st FG%	9-21	42.9%
3PT%	5-11	45.5%
FT%	12-16	75%
GM FG%	9-21	42.9%
3PT%	5-11	45.5%
FT%	12-16	75.0%

Dead Ball Rebounds: 2, 0

Technical Fouls::NONE

	'Dores	Rams	Points from	'Dores	Rams	Period by Period Scoring		
Biggest lead	5 (1st 16:59)	7 (1st 0:07)	Turnovers	8	13			
Best Scoring Run	5(1st 12:35)	8(1st 14:14)	Paint	10	8			
Lead Changes	13		Second Chance	5	2	'Dores	28	37
Times Tied	6		Fast Breaks	0	6			65
Time with Lead	06:09	11:04	Bench	6	11	Rams	35	35
								70



Vanderbilt at VCU

11/30/22 The Stuart C. Siegel Center, Richmond Va.
VCU vs. Vanderbilt

Game Time: 7:00 PM
Game Duration: 2:14
Attendance: 7,117

Officials: Jeffrey Clark, Bart Lenox, Jeb Hartness

Period 2

Quarter Starters:

Rams	0 Watkins J	1 Baldwin Jr. A	4 DeLoach J	23 Nunn J	30 Johns Jr. B
'Dores	0 Lawrence T	4 Wright J	5 Manjon E	10 Stute M	21 Robbins L

Game Time	Rams	Score	Diff	'Dores
20:00	33 BANKS J substitution out			
20:00	35 SHRIVER D substitution out			
20:00	4 DELOACH J substitution in			
20:00	23 NUNN J substitution in			
20:00				12 THOMAS T substitution out
20:00				22 CALTON G substitution out
20:00				42 MILLORA-BROWN Q substitution out
20:00				4 WRIGHT J substitution in
20:00				5 MANJON E substitution in
20:00				21 ROBBINS L substitution in
19:47				10 STUTE M 2pt FG in the paint, layup missed
19:42				21 ROBBINS L offensive rebound (1)
19:42		35-30	5	21 ROBBINS L 2pt FG second chance in the paint, layup made (2)
19:25	30 JOHNS JR. B 3pt FG , jump shot made (7)	38-30	8	
19:25	1 BALDWIN JR. A assist (3)			
19:19	23 NUNN J foul personal (3 - 1)			0 LAWRENCE T foul drawn (3)
19:19	23 NUNN J substitution out			
19:19	33 BANKS J substitution in			
19:13	0 WATKINS J foul drawn (4)			4 WRIGHT J foul offensive (1 - 1)
19:13				4 WRIGHT J turnover offensive (4)
18:55	0 WATKINS J foul drawn (5)			4 WRIGHT J foul personal (2 - 2)
18:44	0 WATKINS J 2pt FG from turnover in the paint, layup made (5)	40-30	10	
18:39	0 WATKINS J foul drawn (6)			0 LAWRENCE T foul shooting (2 - 3)
18:23	0 WATKINS J free throw 1 - 1 made (6)	41-30	11	
18:18				4 WRIGHT J 3pt FG , jump shot missed
18:18	4 DELOACH J defensive rebound (6)			
18:17	4 DELOACH J 2pt FG in the paint, turnaround jump shot missed			
18:14				0 LAWRENCE T defensive rebound (2)
18:07				4 WRIGHT J substitution out
18:07				1 SMITH C substitution in
18:00		41-32	9	5 MANJON E 2pt FG in the paint, driving layup made (10)
17:45	4 DELOACH J foul offensive (3 - 2)			0 LAWRENCE T foul drawn (4)
17:45	4 DELOACH J turnover offensive (3)			
17:45	4 DELOACH J substitution out			
17:45	10 LAVAL T substitution in			
17:36				5 MANJON E turnover bad pass (3)
17:24	0 WATKINS J 3pt FG from turnover, jump shot missed			
17:19				5 MANJON E defensive rebound (1)
17:08	10 LAVAL T foul personal (1 - 3)			21 ROBBINS L foul drawn (1)
17:02				21 ROBBINS L 2pt FG in the paint, layup missed
17:00	1 BALDWIN JR. A defensive rebound (1)			
16:49	1 BALDWIN JR. A 2pt FG in the paint, jump shot missed			



Vanderbilt at VCU

11/30/22 The Stuart C. Siegel Center, Richmond Va.
VCU vs. Vanderbilt

Game Time: 7:00 PM
Game Duration: 2:14
Attendance: 7,117

Officials: Jeffrey Clark, Bart Lenox, Jeb Hartness

Game Time	Rams	Score	Diff	'Dores
16:47				defensive rebound (18)
16:34	10 LAWAL T foul shooting (2 - 4)			21 ROBBINS L foul drawn (2)
16:34		41-33	8	21 ROBBINS L free throw 1 - 2 made (3)
16:34	10 LAWAL T substitution out			
16:34	11 FERMIN C substitution in			
16:34		41-34	7	21 ROBBINS L free throw 2 - 2 made (4)
16:19	0 WATKINS J foul drawn (7)			5 MANJON E foul shooting (3 - 4)
16:19	0 WATKINS J free throw 1 - 2 missed			
16:19	offensive dead ball rebound (3)			
16:19	0 WATKINS J free throw 2 - 2 made (7)	42-34	8	
15:53		42-36	6	21 ROBBINS L 2pt FG in the paint, hook shot made (6)
15:53				1 SMITH C assist (1)
15:32	30 JOHNS JR. B turnover travel (4)			
15:32	Timeout media			
15:25				1 SMITH C 3pt FG from turnover, jump shot missed
15:23	30 JOHNS JR. B defensive rebound (2)			
15:04	0 WATKINS J turnover travel (1)			
15:04	33 BANKS J substitution out			
15:04	2 JACKSON Z substitution in			
14:49				0 LAWRENCE T 3pt FG from turnover, jump shot missed
14:44	1 BALDWIN JR. A defensive rebound (2)			
14:38	2 JACKSON Z foul drawn (2)			0 LAWRENCE T foul personal (3 - 5)
14:38				0 LAWRENCE T substitution out
14:38				1 SMITH C substitution out
14:38				12 THOMAS T substitution in
14:38				42 MILLORA-BROWN Q substitution in
14:34	30 JOHNS JR. B 2pt FG in the paint, layup missed			
14:31	30 JOHNS JR. B offensive rebound (3)			
14:26	1 BALDWIN JR. A 2pt FG second chance outside the paint, pull up jump shot made (15)	44-36	8	
14:03	0 WATKINS J foul personal (2 - 5)			5 MANJON E foul drawn (2)
13:55				42 MILLORA-BROWN Q 2pt FG in the paint, layup missed
13:53				42 MILLORA-BROWN Q offensive rebound (3)
13:52				42 MILLORA-BROWN Q 2pt FG second chance in the paint, layup blocked
13:52	0 WATKINS J block (1)			
13:49	0 WATKINS J defensive rebound (3)			
13:41	0 WATKINS J 2pt FG outside the paint, pull up jump shot made (9)	46-36	10	
13:41	2 JACKSON Z assist (1)			
13:19		46-39	7	12 THOMAS T 3pt FG , jump shot made (6)
13:19				5 MANJON E assist (3)
13:00	1 BALDWIN JR. A 2pt FG outside the paint, pull up jump shot made (17)	48-39	9	
12:37		48-42	6	10 STUTE M 3pt FG , jump shot made (15)
12:37				21 ROBBINS L assist (2)
12:13	1 BALDWIN JR. A 2pt FG in the paint, driving layup missed			
12:10				42 MILLORA-BROWN Q defensive rebound (4)
12:05				5 MANJON E 2pt FG in the paint, driving layup missed
12:02	11 FERMIN C defensive rebound (1)			



Vanderbilt at VCU

11/30/22 The Stuart C. Siegel Center, Richmond Va.
VCU vs. Vanderbilt

Game Time: 7:00 PM
Game Duration: 2:14
Attendance: 7,117

Officials: Jeffrey Clark, Bart Lenox, Jeb Hartness

Game Time	Rams	Score	Diff	Dores
11:49	1 BALDWIN JR. A foul drawn (3)			10 STUTE M foul personal (2 - 6)
11:49	Timeout media			
11:49	0 WATKINS J substitution out			
11:49	1 BALDWIN JR. A substitution out			
11:49	11 FERMIN C substitution out			
11:49	30 JOHNS JR. B substitution out			
11:49	10 LAWAL T substitution in			
11:49	23 NUNN J substitution in			
11:49	24 KERN N substitution in			
11:49	35 SHRIVER D substitution in			
11:36	35 SHRIVER D 3pt FG , jump shot missed			
11:34				5 MANJON E defensive rebound (2)
11:05	2 JACKSON Z foul shooting (1 - 6)			12 THOMAS T foul drawn (1)
11:05		48-43	5	12 THOMAS T free throw 1 - 2 made (7)
11:05		48-44	4	12 THOMAS T free throw 2 - 2 made (8)
10:38	35 SHRIVER D 3pt FG , jump shot missed			
10:35				10 STUTE M defensive rebound (4)
10:19		48-47	1	10 STUTE M 3pt FG , jump shot made (18)
10:19				12 THOMAS T assist (1)
10:11	Timeout 30 Sec			
10:11	2 JACKSON Z substitution out			
10:11	10 LAWAL T substitution out			
10:11	1 BALDWIN JR. A substitution in			
10:11	4 DELOACH J substitution in			
09:54	4 DELOACH J foul drawn (3)			42 MILLORA-BROWN Q foul shooting (2 - 7)
09:54	4 DELOACH J free throw 1 - 2 missed			
09:54	offensive dead ball rebound (4)			
09:54	4 DELOACH J free throw 2 - 2 missed			
09:51				42 MILLORA-BROWN Q defensive rebound (5)
09:37				21 ROBBINS L 3pt FG , jump shot missed
09:33				42 MILLORA-BROWN Q offensive rebound (6)
09:32				42 MILLORA-BROWN Q 2pt FG second chance in the paint, layup missed
09:32				42 MILLORA-BROWN Q offensive rebound (7)
09:32	35 SHRIVER D substitution out			
09:32	30 JOHNS JR. B substitution in			
09:21	4 DELOACH J foul personal (4 - 7)			21 ROBBINS L foul drawn (3)
09:21	4 DELOACH J substitution out			
09:21	10 LAWAL T substitution in			
09:21		48-48	0	21 ROBBINS L 1&1 free throw 1 made (7)
09:21		48-49	-1	21 ROBBINS L 1&1 free throw 2 made (8)
09:06	23 NUNN J 3pt FG , jump shot missed			
09:01	24 KERN N offensive rebound (1)			
08:59	1 BALDWIN JR. A 3pt FG second chance, jump shot made (20)	51-49	2	
08:59	24 KERN N assist (1)			
08:54	24 KERN N steal (1)			10 STUTE M turnover bad pass (4)
08:53	24 KERN N foul drawn (1)			10 STUTE M foul personal (3 - 8)
08:53	24 KERN N 1&1 free throw 1 made (1)	52-49	3	
08:53	24 KERN N 1&1 free throw 2 missed			



Vanderbilt at VCU

11/30/22 The Stuart C. Siegel Center, Richmond Va.
VCU vs. Vanderbilt

Game Time: 7:00 PM
Game Duration: 2:14
Attendance: 7,117

Officials: Jeffrey Clark, Bart Lenox, Jeb Hartness

Game Time	Rams	Score	Diff	'Dores
08:52				10 STUTE M defensive rebound (5)
08:42	24 KERN N steal (2)			12 THOMAS T turnover bad pass (2)
08:37	10 LAWAL T 2pt FG from turnover in the paint, dunk, made (2)	54-49	5	
08:37	1 BALDWIN JR. A assist (4)			
08:27	1 BALDWIN JR. A foul drawn (4)			21 ROBBINS L foul offensive (3 - 9)
08:27				21 ROBBINS L turnover offensive (1)
08:13	23 NUNN J turnover bad pass (1)			42 MILLORA-BROWN Q steal (1)
08:03		54-51	3	21 ROBBINS L 2pt FG from turnover in the paint, dunk, made (10)
08:03				42 MILLORA-BROWN Q assist (3)
08:01				21 ROBBINS L foul class A technical (4 - 10)
08:01	Timeout media			
07:59	1 BALDWIN JR. A free throw 1 - 2 made (21)	55-51	4	
07:59	1 BALDWIN JR. A free throw 2 - 2 missed			
07:59	offensive dead ball rebound (5)			
07:59				foul administrative technical (11)
07:59	1 BALDWIN JR. A free throw 1 - 2 made (22)	56-51	5	
07:59	1 BALDWIN JR. A free throw 2 - 2 missed			
07:59	offensive dead ball rebound (6)			
07:59				foul administrative technical (12)
07:59	1 BALDWIN JR. A free throw 1 - 2 made (23)	57-51	6	
07:59	1 BALDWIN JR. A free throw 2 - 2 made (24)	58-51	7	
07:59				5 MANJON E substitution out
07:59				21 ROBBINS L substitution out
07:59				0 LAWRENCE T substitution in
07:59				1 SMITH C substitution in
07:37	24 KERN N foul drawn (2)			10 STUTE M foul personal (4 - 13)
07:37	24 KERN N free throw 1 - 2 made (2)	59-51	8	
07:37	24 KERN N free throw 2 - 2 made (3)	60-51	9	
07:37	24 KERN N substitution out			
07:37	0 WATKINS J substitution in			
07:10		60-53	7	0 LAWRENCE T 2pt FG in the paint, driving layup made (4)
06:53	1 BALDWIN JR. A 2pt FG outside the paint, pull up jump shot missed			
06:49				0 LAWRENCE T defensive rebound (3)
06:45				10 STUTE M 3pt FG , jump shot missed
06:40	23 NUNN J defensive rebound (1)			
06:24	1 BALDWIN JR. A turnover bad pass (1)			42 MILLORA-BROWN Q steal (2)
06:12	0 WATKINS J foul personal (3 - 8)			42 MILLORA-BROWN Q foul drawn (4)
06:12	10 LAWAL T substitution out			
06:12	24 KERN N substitution in			
06:12		60-54	6	42 MILLORA-BROWN Q 1&1 free throw 1 made (3)
06:12				42 MILLORA-BROWN Q 1&1 free throw 2 missed
06:11	23 NUNN J defensive rebound (2)			
05:52	0 WATKINS J foul drawn (8)			42 MILLORA-BROWN Q foul shooting (3 - 14)
05:52	0 WATKINS J free throw 1 - 2 missed			
05:52	offensive dead ball rebound (7)			
05:52	30 JOHNS JR. B substitution out			
05:52	10 LAWAL T substitution in			
05:52	0 WATKINS J free throw 2 - 2 made (10)	61-54	7	



Vanderbilt at VCU

11/30/22 The Stuart C. Siegel Center, Richmond Va.
VCU vs. Vanderbilt

Game Time: 7:00 PM
Game Duration: 2:14
Attendance: 7,117

Officials: Jeffrey Clark, Bart Lenox, Jeb Hartness

Game Time	Rams	Score	Diff	Dores
05:34		61-56	5	10 STUTE M 2pt FG in the paint, layup made (20)
05:03	0 WATKINS J turnover lost ball (2)			42 MILLORA-BROWN Q steal (3)
04:57	10 LAWAL T foul shooting (3 - 9)			1 SMITH C foul drawn (2)
04:57		61-57	4	1 SMITH C free throw fast break 1 - 2 made (2)
04:57	10 LAWAL T substitution out			
04:57	30 JOHNS JR. B substitution in			
04:57				42 MILLORA-BROWN Q substitution out
04:57				21 ROBBINS L substitution in
04:57	0 WATKINS J substitution out			
04:57	4 DELOACH J substitution in			
04:57		61-58	3	1 SMITH C free throw fast break 2 - 2 made (3)
04:57				1 SMITH C substitution out
04:57				5 MANJON E substitution in
04:39	23 NUNN J 2pt FG outside the paint, pull up jump shot missed			
04:35				21 ROBBINS L defensive rebound (2)
04:19		61-60	1	5 MANJON E 2pt FG in the paint, pull up jump shot made (12)
04:04	1 BALDWIN JR. A 3pt FG , jump shot missed			
04:02				10 STUTE M defensive rebound (6)
03:57	4 DELOACH J foul personal (5 - 10)			21 ROBBINS L foul drawn (4)
03:56	Timeout media			
03:56	4 DELOACH J substitution out			
03:56	24 KERN N substitution out			
03:56	0 WATKINS J substitution in			
03:56	10 LAWAL T substitution in			
03:56				10 STUTE M substitution out
03:56				42 MILLORA-BROWN Q substitution in
03:56		61-61	0	21 ROBBINS L free throw 1 - 2 made (11)
03:56				21 ROBBINS L free throw 2 - 2 missed
03:56				0 LAWRENCE T offensive rebound (4)
03:40				42 MILLORA-BROWN Q substitution out
03:40				10 STUTE M substitution in
03:35				21 ROBBINS L 2pt FG second chance in the paint, layup missed
03:33	30 JOHNS JR. B defensive rebound (4)			
03:20	1 BALDWIN JR. A 2pt FG outside the paint, pull up jump shot missed			
03:18	1 BALDWIN JR. A offensive rebound (3)			
03:14	1 BALDWIN JR. A foul drawn (5)			5 MANJON E foul personal (4 - 15)
03:14	1 BALDWIN JR. A free throw 1 - 2 made (25)	62-61	1	
03:14	1 BALDWIN JR. A free throw 2 - 2 made (26)	63-61	2	
02:51				12 THOMAS T 3pt FG , jump shot missed
02:46	10 LAWAL T defensive rebound (2)			
02:28	10 LAWAL T 2pt FG in the paint, layup made (4)	65-61	4	
02:28	30 JOHNS JR. B assist (1)			
02:08	1 BALDWIN JR. A steal (2)			5 MANJON E turnover lost ball (4)
02:04	0 WATKINS J foul drawn (9)			0 LAWRENCE T foul shooting (4 - 16)
02:04	0 WATKINS J free throw 1 - 2 missed			
02:04	offensive dead ball rebound (8)			
02:04	0 WATKINS J free throw 2 - 2 made (11)	66-61	5	
01:49				10 STUTE M 2pt FG outside the paint, jump shot blocked



Vanderbilt at VCU

11/30/22 The Stuart C. Siegel Center, Richmond Va.
VCU vs. Vanderbilt

Game Time: 7:00 PM
Game Duration: 2:14
Attendance: 7,117

Officials: Jeffrey Clark, Bart Lenox, Jeb Hartness

Game Time	Rams	Score	Diff	'Dores
01:49	30 JOHNS JR. B block (1)			
01:44	0 WATKINS J defensive rebound (4)			
01:25	0 WATKINS J 2pt FG in the paint, layup blocked			
01:25				21 ROBBINS L block (1)
01:22				5 MANJON E defensive rebound (3)
01:15		66-63	3	21 ROBBINS L 2pt FG in the paint, layup made (13)
01:15				5 MANJON E assist (4)
01:13	10 LAWAL T foul shooting (4 - 11)			21 ROBBINS L foul drawn (5)
01:13		66-64	2	21 ROBBINS L free throw 1 - 1 made (14)
01:13				Timeout 30 Sec
00:51	1 BALDWIN JR. A 2pt FG in the paint, driving layup made (28)	68-64	4	
00:47	10 LAWAL T foul shooting (5 - 12)			0 LAWRENCE T foul drawn (5)
00:47	10 LAWAL T substitution out			
00:47	24 KERN N substitution in			
00:47				0 LAWRENCE T free throw fast break 1 - 2 missed
00:47				offensive dead ball rebound (2)
00:47		68-65	3	0 LAWRENCE T free throw fast break 2 - 2 made (5)
00:16	0 WATKINS J 2pt FG outside the paint, step back jump shot made (13)	70-65	5	
00:16	Timeout 60 Sec			
00:04				10 STUTE M 3pt FG , jump shot missed
00:02	30 JOHNS JR. B defensive rebound (5)			
END OF GAME				
Rams 70-65 'Dores				



Vanderbilt at VCU

11/30/22 The Stuart C. Siegel Center, Richmond Va.
VCU vs. Vanderbilt

Game Time: 7:00 PM
Game Duration: 2:14
Attendance: 7,117

Officials: Jeffrey Clark, Bart Lenox, Jeb Hartness

Vanderbilt - 37

NO.	Name	F/C	Min	FG	3P	FT	Rebounds			Fouls		TP	AS	TO	ST	Blocks		+/-
				M-A	M-A	M-A	OR	DR	TOT	PF	FD					BS	BA	
10	Myles Stute	F	19:44	3-7	2-4	0-0	0	3	3	3	0	8	0	1	0	0	1	1
21	Liam Robbins	C	16:58	4-7	0-1	6-7	1	1	2	2	5	14	1	1	0	1	0	-1
0	Tyrin Lawrence	G	13:21	1-2	0-1	1-2	1	2	3	3	3	3	0	0	0	0	0	3
4	Jordan Wright	G	01:53	0-1	0-1	0-0	0	0	0	2	0	0	0	1	0	0	0	-4
5	Ezra Manjon	G	16:58	2-3	0-0	0-0	0	3	3	2	1	4	2	2	0	0	0	-2
22	Graham Calton		00:00	0-0	0-0	0-0	0	0	0	0	0	0	0	0	0	0	0	0
1	Colin Smith		06:31	0-1	0-1	2-2	0	0	0	0	1	2	1	0	0	0	0	9
12	Trey Thomas		14:38	1-2	1-2	2-2	0	0	0	0	1	5	1	1	0	0	0	1
42	Quentin Millora-Brown		09:57	0-3	0-0	1-2	3	2	5	2	1	1	1	0	3	0	1	3
Team							0	1	1			0		0				
Totals				11-26	3-10	12-15	5	12	17	14	12	37	6	6	3	1	2	2

Shooting By Period		
2 nd FG%	11-26	42.3%
3PT%	3-10	30.0%
FT%	12-15	80%
GM FG%	11-26	42.3%
3PT%	3-10	30.0%
FT%	12-15	80.0%

Dead Ball Rebounds: 1, 0

Technical Fouls: Robbins 2nd8:01 Team 2nd7:59 Team 2nd7:59

VCU - 35

NO.	Name	F/C	Min	FG	3P	FT	Rebounds			Fouls		TP	AS	TO	ST	Blocks		+/-
				M-A	M-A	M-A	OR	DR	TOT	PF	FD					BS	BA	
0	Jamir Watkins	F	14:47	3-5	0-1	4-7	0	2	2	2	6	10	0	2	0	1	1	-2
4	Jalen DeLoach	F	04:06	0-1	0-0	0-2	0	1	1	3	1	0	0	1	0	0	0	-1
30	Brandon Johns Jr.	F	16:48	1-2	1-1	0-0	1	3	4	0	0	3	1	1	0	1	0	5
1	Adrian Baldwin Jr.	G	18:22	4-9	1-2	6-8	1	2	3	0	3	15	2	1	1	0	0	3
23	Jayden Nunn	G	12:30	0-2	0-1	0-0	0	2	2	1	0	0	0	1	0	0	0	0
33	Josh Banks		04:15	0-0	0-0	0-0	0	0	0	0	0	0	0	0	0	0	0	-2
10	Toibu Lawal		10:02	2-2	0-0	0-0	0	1	1	5	0	4	0	0	0	0	0	1
11	Christian Fermin		04:45	0-0	0-0	0-0	0	1	1	0	0	0	0	0	0	0	0	-2
2	Zeb Jackson		04:53	0-0	0-0	0-0	0	0	0	1	1	0	1	0	0	0	0	-5
24	Nick Kern		07:15	0-0	0-0	3-4	1	0	1	0	2	3	1	0	2	0	0	-2
35	David Shriver		02:17	0-2	0-2	0-0	0	0	0	0	0	0	0	0	0	0	0	-5
Team							0	0	0			0		0				
Totals				10-23	2-7	13-21	3	12	15	12	13	35	5	6	3	2	1	-2

Shooting By Period		
2 nd FG%	10-23	43.5%
3PT%	2-7	28.6%
FT%	13-21	61.9%
GM FG%	10-23	43.5%
3PT%	2-7	28.6%
FT%	13-21	61.9%

Dead Ball Rebounds: 6, 0

Technical Fouls: NONE

	'Dores	Rams
Biggest lead	1 (2 nd 9:21)	11 (2 nd 18:23)
Best Scoring Run	10 (2 nd 9:21)	6 (2 nd 18:23)
Lead Changes	2	
Times Tied	2	
Time with Lead	00:22	18:43

	'Dores	Rams
Points from		
Turnovers	5	7
Paint	16	8
Second Chance	4	12
Fast Breaks	3	0
Bench	8	7

	Period by Period Scoring		
	1st	2nd	TOT
'Dores	28	37	65
Rams	35	35	70



Vanderbilt at VCU

11/30/22 The Stuart C. Siegel Center, Richmond Va.
VCU vs. Vanderbilt

Game Time: 7:00 PM
Game Duration: 2:14
Attendance: 7,117

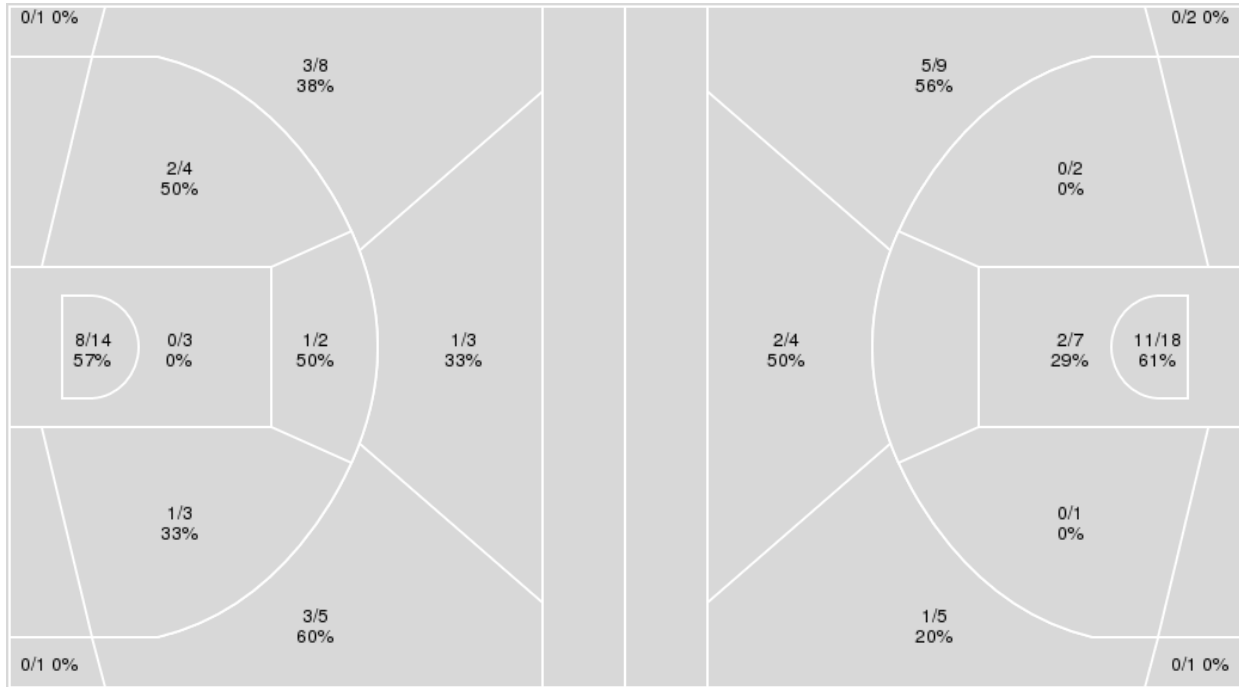
Officials: Jeffrey Clark, Bart Lenox, Jeb Hartness

{ Players => 0, 1, 2, 4, 5, 10, 11, 15, 21, 23, 24, 30, 33, 34, 35; } FG
Types => All; Results => All;

{ Players => All; } FG Types => All; Results => All;

VCU

Vanderbilt



VCU	M/A	%
Field Goals	19/44	43
2 Points	12/26	46
3 Points	7/18	39
Free Throws	25/37	68

Vanderbilt	M/A	%
Field Goals	21/49	43
2 Points	13/28	46
3 Points	8/21	38
Free Throws	15/20	75



Vanderbilt at VCU

11/30/22 The Stuart C. Siegel Center, Richmond Va.
VCU vs. Vanderbilt

Game Time: 7:00 PM
Game Duration: 2:14
Attendance: 7,117

Officials: Jeffrey Clark, Bart Lenox, Jeb Hartness

Vanderbilt

No	Name	Mins		Score		Points Diff		Points per Min		Assists		Rebounds		Steals		Turnovers	
		On	Off	On	Off	On	Off	On	Off	On	Off	On	Off	On	Off	On	Off
0	Tyrin Lawrence	27:39	12:21	42 - 48	23 - 22	-6	1	1.52	1.86	7	5	17	14	5	1	14	5
1	Colin Smith	10:55	29:05	21 - 10	44 - 60	11	-16	1.92	1.51	3	9	8	23	2	4	4	15
2	Noah Shelby	02:13	37:47	3 - 1	62 - 69	2	-7	1.35	1.64	0	12	1	30	1	5	1	18
4	Jordan Wright	14:20	25:40	18 - 23	47 - 47	-5	0	1.26	1.83	3	9	8	23	2	4	8	11
5	Ezra Manjon	31:07	08:53	48 - 56	17 - 14	-8	3	1.54	1.91	10	2	25	6	2	4	14	5
10	Myles Stute	37:09	02:51	61 - 68	4 - 2	-7	2	1.64	1.40	12	0	27	4	6	0	18	1
12	Trey Thomas	23:58	16:02	44 - 44	21 - 26	0	-5	1.84	1.31	8	4	23	8	4	2	10	9
20	Emmanuel Ansong	02:35	37:25	3 - 2	62 - 68	1	-6	1.16	1.66	0	12	3	28	0	6	1	18
21	Liam Robbins	20:46	19:14	37 - 33	28 - 37	4	-9	1.78	1.46	8	4	17	14	2	4	8	11
22	Graham Calton	03:09	36:51	4 - 12	61 - 58	-8	3	1.27	1.66	1	11	3	28	1	5	3	16
23	Malik Dia	04:52	35:08	8 - 6	57 - 64	2	-7	1.64	1.62	1	11	4	27	1	5	3	16
34	Lee Dort	03:56	36:04	5 - 4	60 - 66	1	-6	1.27	1.66	0	12	4	27	0	6	1	18
42	Quentin Millora-Brown	17:21	22:39	31 - 43	34 - 27	-12	7	1.79	1.50	7	5	15	16	4	2	10	9

VCU

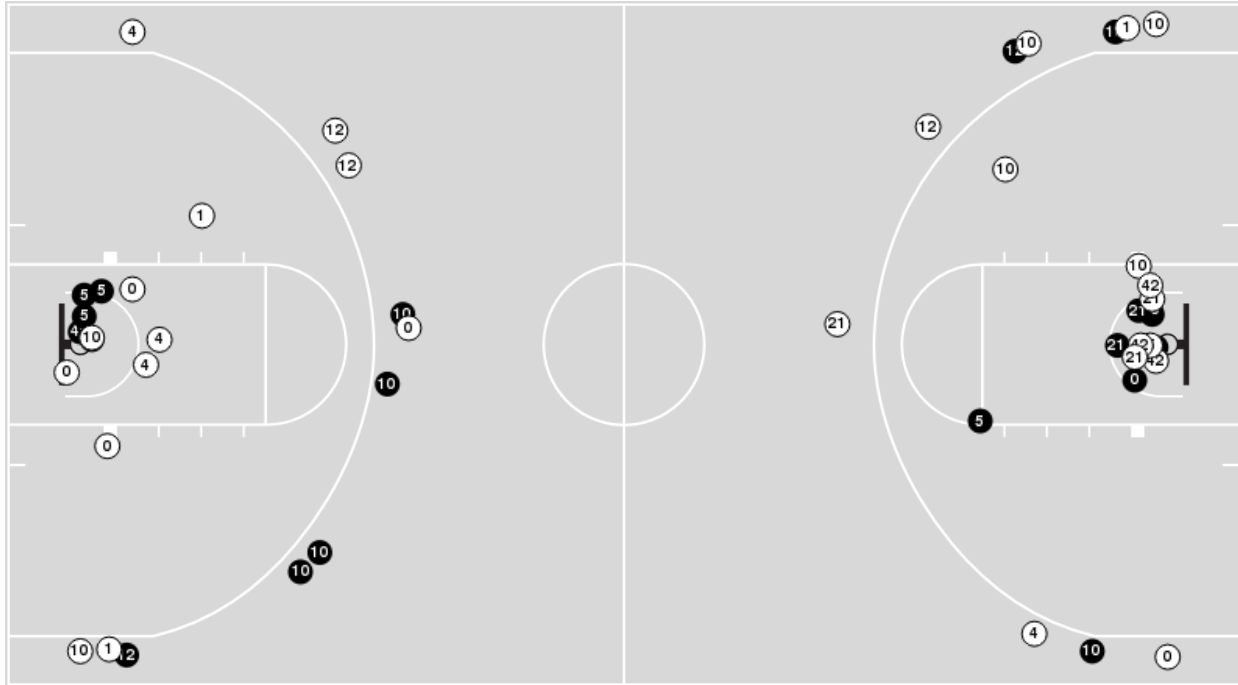
No	Name	Mins		Score		Points Diff		Points per Min		Assists		Rebounds		Steals		Turnovers	
		On	Off	On	Off	On	Off	On	Off	On	Off	On	Off	On	Off	On	Off
0	Jamir Watkins	30:37	09:23	52 - 46	18 - 19	6	-1	1.70	1.92	5	3	26	3	6	3	11	4
1	Adrian Baldwin Jr.	33:09	06:51	65 - 50	5 - 15	15	-10	1.96	0.73	7	1	27	2	6	3	12	3
2	Zeb Jackson	13:36	26:24	22 - 23	48 - 42	-1	6	1.62	1.82	3	5	9	20	3	6	5	10
4	Jalen DeLoach	20:02	19:58	34 - 31	36 - 34	3	2	1.70	1.80	4	4	11	18	6	3	8	7
10	Toibu Lawal	12:07	27:53	22 - 21	48 - 44	1	4	1.82	1.72	3	5	9	20	3	6	3	12
11	Christian Fermin	05:49	34:11	9 - 11	61 - 54	-2	7	1.55	1.78	1	7	6	23	0	9	4	11
23	Jayden Nunn	22:51	17:09	37 - 43	33 - 22	-6	11	1.62	1.92	5	3	12	17	8	1	9	6
24	Nick Kern	11:25	28:35	21 - 24	49 - 41	-3	8	1.84	1.71	3	5	5	24	3	6	5	10
30	Brandon Johns Jr.	27:53	12:07	54 - 42	16 - 23	12	-7	1.94	1.32	5	3	23	6	5	4	10	5
33	Josh Banks	10:24	29:36	16 - 14	54 - 51	2	3	1.54	1.82	1	7	10	19	1	8	4	11
35	David Shriver	12:07	27:53	18 - 20	52 - 45	-2	7	1.49	1.86	3	5	7	22	4	5	4	11



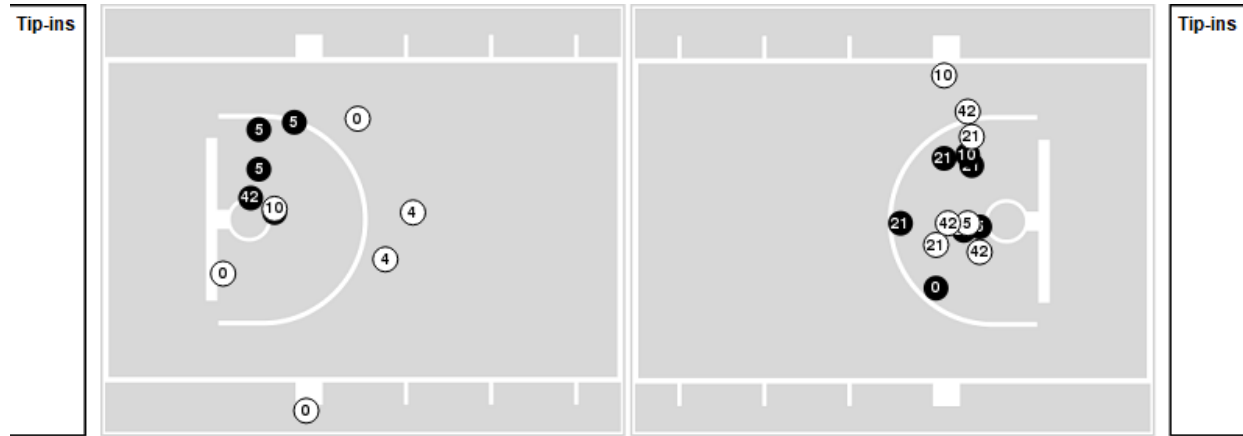
Officials: Jeffrey Clark, Bart Lenox, Jeb Hartness

Players => AllFG Types=>AllResults=>All
Vanderbilt

All Field Goals



Blow Up Chart



● Made ○ Missed N - Player Number

Vanderbilt	M/A	%
Field Goals	21/49	43
2 Points	13/28	46
3 Points	8/21	38
Free Throws	15/20	75

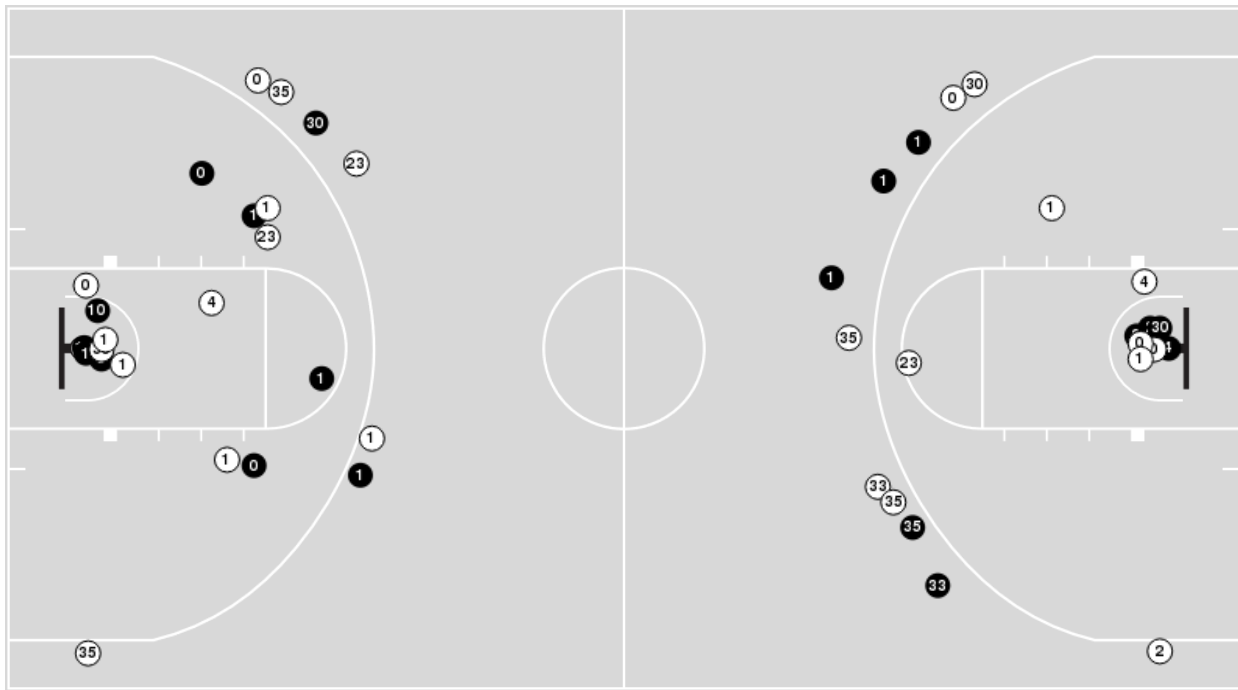
Vanderbilt	M/A	%
Points in the Paint	26 (13 / 25)	52
Fast Break Points	3 (3/4)	75
Second Chance Points	9 (5/9)	56
Effective FG%	51	



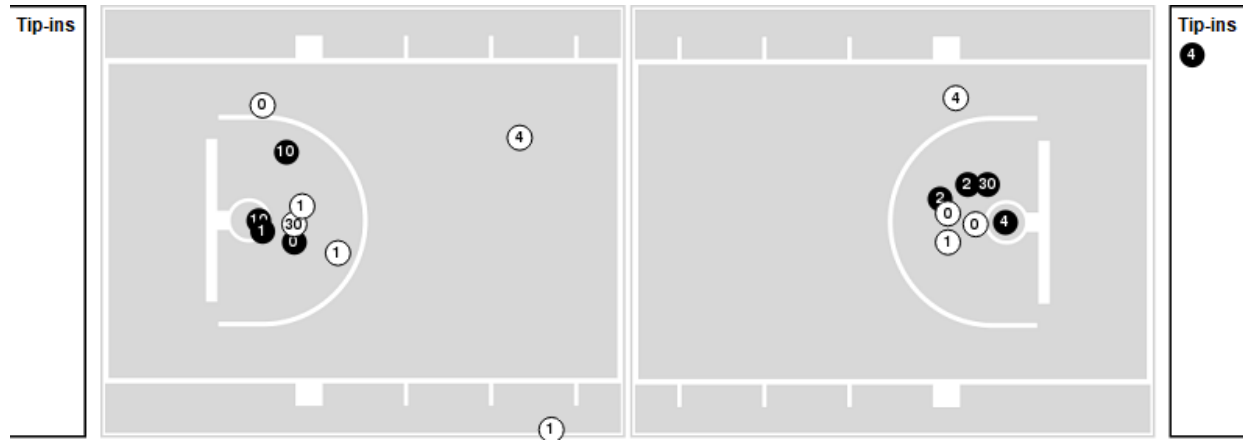
Players => 0, 1, 2, 4, 5, 10, 11, 15, 21, 23, 24, 30, 33, 34, 35FG Types=>AllResults=>All

VCU

All Field Goals



Blow Up Chart



● Made ○ Missed N - Player Number

VCU	M/A	%
Field Goals	19/44	43
2 Points	12/26	46
3 Points	7/18	39
Free Throws	25/37	68

VCU	M/A	%
Points in the Paint	16 (8 / 17)	47
Fast Break Points	6 (5/5)	100
Second Chance Points	14 (10/12)	83
Effective FG%	51	



Officials: Jeffrey Clark, Bart Lenox, Jeb Hartness

Vanderbilt

Lineup	Quarter On	Time On	Quarter Off	Time Off	Time on Court	Score	Score Diff	Reb	Stl	Tov	Ass	PPP
0- Lawrence T/ 4- Wright J/ 5- Manjon E/ 10- Stute M/ 21- Robbins L/	1	20:00	1	16:12	03:48	6-1	5	1	1	2	2	1.2000
0- Lawrence T/ 4- Wright J/ 5- Manjon E/ 10- Stute M/ 42- Millora-Brown Q/	1	16:12	1	13:46	02:26	0-8	-8	0	0	2	0	0.0000
0- Lawrence T/ 1- Smith C/ 10- Stute M/ 12- Thomas T/ 42- Millora-Brown Q/	1	13:46	1	11:57	01:49	5-4	1	2	0	2	2	1.2500
1- Smith C/ 5- Manjon E/ 12- Thomas T/ 20- Ansong E/ 34- Dort L/	1	11:57	1	09:22	02:35	3-2	1	3	0	1	0	0.7732
4- Wright J/ 5- Manjon E/ 10- Stute M/ 12- Thomas T/ 34- Dort L/	1	09:22	1	08:01	01:21	2-2	0	1	0	0	0	0.6667
4- Wright J/ 5- Manjon E/ 10- Stute M/ 12- Thomas T/ 23- Dia M/	1	08:01	1	06:15	01:46	3-2	1	2	0	1	1	1.0000
0- Lawrence T/ 4- Wright J/ 5- Manjon E/ 10- Stute M/ 23- Dia M/	1	06:15	1	05:22	00:53	2-3	-1	1	0	1	0	1.0000
0- Lawrence T/ 2- Shelby N/ 4- Wright J/ 10- Stute M/ 23- Dia M/	1	05:22	1	03:09	02:13	3-1	2	1	1	1	0	1.0000
0- Lawrence T/ 5- Manjon E/ 10- Stute M/ 22- Calton G/ 42- Millora-Brown Q/	1	03:09	1	01:49	01:20	2-6	-4	1	0	1	1	1.0000
0- Lawrence T/ 10- Stute M/ 12- Thomas T/ 22- Calton G/ 42- Millora-Brown Q/	1	01:49	2	20:00	01:49	2-6	-4	2	1	2	0	0.4630
0- Lawrence T/ 4- Wright J/ 5- Manjon E/ 10- Stute M/ 21- Robbins L/	2	20:00	2	18:07	01:53	2-6	-4	2	0	1	0	0.6667
0- Lawrence T/ 1- Smith C/ 5- Manjon E/ 10- Stute M/ 21- Robbins L/	2	18:07	2	14:38	03:29	6-1	5	2	0	1	1	0.8721
5- Manjon E/ 10- Stute M/ 12- Thomas T/ 21- Robbins L/ 42- Millora-Brown Q/	2	14:38	2	07:59	06:39	15-16	-1	8	1	3	4	1.3941
0- Lawrence T/ 1- Smith C/ 10- Stute M/ 12- Thomas T/ 42- Millora-Brown Q/	2	07:59	2	04:57	03:02	6-3	3	1	2	0	0	1.3889
0- Lawrence T/ 1- Smith C/ 10- Stute M/ 12- Thomas T/ 21- Robbins L/	2	04:57	2	04:57	00:00	1-0	1	0	0	0	0	2.2727
0- Lawrence T/ 5- Manjon E/ 10- Stute M/ 12- Thomas T/ 21- Robbins L/	2	04:57	2	03:56	01:01	2-0	2	2	0	0	0	2.0000
0- Lawrence T/ 5- Manjon E/ 12- Thomas T/ 21- Robbins L/ 42- Millora-Brown Q/	2	03:56	2	03:40	00:16	1-0	1	1	0	0	0	- 8.3333
0- Lawrence T/ 5- Manjon E/ 10- Stute M/ 12- Thomas T/ 21- Robbins L/	2	03:40	2	00:00	03:40	4-9	-5	1	0	1	1	0.5464



Officials: Jeffrey Clark, Bart Lenox, Jeb Hartness

VCU

Lineup	Quarter On	Time On	Quarter Off	Time Off	Time on Court	Score	Score Diff	Reb	Stl	Tov	Ass	PPP
0- Watkins J/ 1- Baldwin Jr. A/ 4- DeLoach J/ 23- Nunn J/ 30- Johns Jr. B/	1	20:00	1	16:12	03:48	1-6	-5	2	1	3	0	0.2049
0- Watkins J/ 1- Baldwin Jr. A/ 2- Jackson Z/ 4- DeLoach J/ 30- Johns Jr. B/	1	16:12	1	15:27	00:45	3-0	3	0	0	0	0	3.0000
0- Watkins J/ 1- Baldwin Jr. A/ 2- Jackson Z/ 4- DeLoach J/ 35- Shriver D/	1	15:27	1	14:24	01:03	3-0	3	1	0	1	1	1.5000
1- Baldwin Jr. A/ 2- Jackson Z/ 11- Fermin C/ 24- Kern N/ 35- Shriver D/	1	14:24	1	14:09	00:15	2-0	2	0	0	0	0	2.2727
2- Jackson Z/ 11- Fermin C/ 23- Nunn J/ 24- Kern N/ 35- Shriver D/	1	14:09	1	13:20	00:49	0-2	-2	1	0	2	0	0.0000
0- Watkins J/ 2- Jackson Z/ 4- DeLoach J/ 23- Nunn J/ 35- Shriver D/	1	13:20	1	11:09	02:11	4-5	-1	0	2	0	1	1.0000
0- Watkins J/ 1- Baldwin Jr. A/ 4- DeLoach J/ 30- Johns Jr. B/ 33- Banks J/	1	11:09	1	09:51	01:18	2-1	1	2	0	1	0	1.0638
0- Watkins J/ 1- Baldwin Jr. A/ 10- Lawal T/ 30- Johns Jr. B/ 33- Banks J/	1	09:51	1	07:46	02:05	2-2	0	2	0	0	0	0.6024
0- Watkins J/ 1- Baldwin Jr. A/ 4- DeLoach J/ 33- Banks J/ 35- Shriver D/	1	07:46	1	06:15	01:31	2-3	-1	3	1	0	0	1.0000
1- Baldwin Jr. A/ 4- DeLoach J/ 24- Kern N/ 33- Banks J/ 35- Shriver D/	1	06:15	1	05:22	00:53	3-2	1	0	0	0	1	2.0833
2- Jackson Z/ 4- DeLoach J/ 23- Nunn J/ 24- Kern N/ 35- Shriver D/	1	05:22	1	03:09	02:13	1-3	-2	1	1	1	0	0.3472
0- Watkins J/ 1- Baldwin Jr. A/ 4- DeLoach J/ 23- Nunn J/ 30- Johns Jr. B/	1	03:09	1	01:49	01:20	6-2	4	0	1	0	0	2.1739
0- Watkins J/ 1- Baldwin Jr. A/ 2- Jackson Z/ 4- DeLoach J/ 30- Johns Jr. B/	1	01:49	1	00:54	00:54	3-2	1	1	0	1	0	1.5000
0- Watkins J/ 1- Baldwin Jr. A/ 2- Jackson Z/ 30- Johns Jr. B/ 35- Shriver D/	1	00:54	1	00:21	00:33	0-0	0	1	0	0	0	0.0000
0- Watkins J/ 1- Baldwin Jr. A/ 30- Johns Jr. B/ 33- Banks J/ 35- Shriver D/	1	00:21	2	20:00	00:22	3-0	3	0	0	0	0	3.0000
0- Watkins J/ 1- Baldwin Jr. A/ 4- DeLoach J/ 23- Nunn J/ 30- Johns Jr. B/	2	20:00	2	19:19	00:41	3-2	1	0	0	0	1	3.0000
0- Watkins J/ 1- Baldwin Jr. A/ 4- DeLoach J/ 30- Johns Jr. B/ 33- Banks J/	2	19:19	2	17:45	01:34	3-2	1	1	0	1	0	0.8721
0- Watkins J/ 1- Baldwin Jr. A/ 10- Lawal T/ 30- Johns Jr. B/ 33- Banks J/	2	17:45	2	16:34	01:11	0-1	-1	1	0	0	0	0.0000
0- Watkins J/ 1- Baldwin Jr. A/ 11- Fermin C/ 30- Johns Jr. B/ 33- Banks J/	2	16:34	2	15:04	01:30	1-3	-2	1	0	2	0	0.3472
0- Watkins J/ 1- Baldwin Jr. A/ 2- Jackson Z/ 11- Fermin C/ 30- Johns Jr. B/	2	15:04	2	11:49	03:15	6-6	0	4	0	0	1	1.5000
2- Jackson Z/ 10- Lawal T/ 23- Nunn J/ 24- Kern N/ 35- Shriver D/	2	11:49	2	10:11	01:38	0-5	-5	0	0	0	0	0.0000
1- Baldwin Jr. A/ 4- DeLoach J/ 23- Nunn J/ 24- Kern N/ 35- Shriver D/	2	10:11	2	09:32	00:39	0-0	0	0	0	0	0	0.0000
1- Baldwin Jr. A/ 4- DeLoach J/ 23- Nunn J/ 24- Kern N/ 30- Johns Jr. B/	2	09:32	2	09:21	00:11	0-0	0	0	0	0	0	0.0000
1- Baldwin Jr. A/ 10- Lawal T/ 23- Nunn J/ 24- Kern N/ 30- Johns Jr. B/	2	09:21	2	07:37	01:44	12-4	8	1	2	1	2	1.6216
0- Watkins J/ 1- Baldwin Jr. A/ 10- Lawal T/ 23- Nunn J/ 30- Johns Jr. B/	2	07:37	2	06:12	01:25	0-2	-2	1	0	1	0	0.0000
0- Watkins J/ 1- Baldwin Jr. A/ 23- Nunn J/ 24- Kern N/ 30- Johns Jr. B/	2	06:12	2	05:52	00:20	0-1	-1	1	0	0	0	0.0000
0- Watkins J/ 1- Baldwin Jr. A/ 10- Lawal T/ 23- Nunn J/ 24- Kern N/	2	05:52	2	04:57	00:55	1-3	-2	0	0	1	0	0.6944
0- Watkins J/ 1- Baldwin Jr. A/ 23- Nunn J/ 24- Kern N/ 30- Johns Jr. B/	2	04:57	2	04:57	00:00	0-0	0	0	0	0	0	0.0000
1- Baldwin Jr. A/ 4- DeLoach J/ 23- Nunn J/ 24- Kern N/ 30- Johns Jr. B/	2	04:57	2	03:56	01:01	0-3	-3	0	0	0	0	0.0000
0- Watkins J/ 1- Baldwin Jr. A/ 10- Lawal T/ 23- Nunn J/ 30- Johns Jr. B/	2	03:56	2	00:47	03:09	7-4	3	4	1	0	1	1.4706
0- Watkins J/ 1- Baldwin Jr. A/ 23- Nunn J/ 24- Kern N/ 30- Johns Jr. B/	2	00:47	2	00:00	00:47	2-1	1	1	0	0	0	2.0000



Officials: Jeffrey Clark, Bart Lenox, Jeb Hartness

Vanderbilt

Lineup	Time	Score	Score Diff	Pts/Min	Reb	Stl	Tov	Ass	PPP
5- Manjon E/ 10- Stute M/ 12- Thomas T/ 21- Robbins L/ 42- Millora-Brown Q/	06:39	15-16	-1	2.2556	8	1	3	4	1.3941
0- Lawrence T/ 4- Wright J/ 5- Manjon E/ 10- Stute M/ 21- Robbins L/	05:41	8-7	1	1.4076	3	1	3	2	1.0000
0- Lawrence T/ 1- Smith C/ 10- Stute M/ 12- Thomas T/ 42- Millora-Brown Q/	04:51	11-7	4	2.2680	3	2	2	2	1.3221
0- Lawrence T/ 5- Manjon E/ 10- Stute M/ 12- Thomas T/ 21- Robbins L/	04:41	6-9	-3	1.2811	3	0	1	1	0.7212
0- Lawrence T/ 1- Smith C/ 5- Manjon E/ 10- Stute M/ 21- Robbins L/	03:29	6-1	5	1.7225	2	0	1	1	0.8721
1- Smith C/ 5- Manjon E/ 12- Thomas T/ 20- Ansong E/ 34- Dort L/	02:35	3-2	1	1.1613	3	0	1	0	0.7732
0- Lawrence T/ 4- Wright J/ 5- Manjon E/ 10- Stute M/ 42- Millora-Brown Q/	02:26	0-8	-8	0.0000	0	0	2	0	0.0000
0- Lawrence T/ 2- Shelby N/ 4- Wright J/ 10- Stute M/ 23- Dia M/	02:13	3-1	2	1.3534	1	1	1	0	1.0000
0- Lawrence T/ 10- Stute M/ 12- Thomas T/ 22- Calton G/ 42- Millora-Brown Q/	01:49	2-6	-4	1.1009	2	1	2	0	0.4630
4- Wright J/ 5- Manjon E/ 10- Stute M/ 12- Thomas T/ 23- Dia M/	01:46	3-2	1	1.6981	2	0	1	1	1.0000
4- Wright J/ 5- Manjon E/ 10- Stute M/ 12- Thomas T/ 34- Dort L/	01:21	2-2	0	1.4815	1	0	0	0	0.6667
0- Lawrence T/ 5- Manjon E/ 10- Stute M/ 22- Calton G/ 42- Millora-Brown Q/	01:20	2-6	-4	1.5000	1	0	1	1	1.0000
0- Lawrence T/ 4- Wright J/ 5- Manjon E/ 10- Stute M/ 23- Dia M/	00:53	2-3	-1	2.2642	1	0	1	0	1.0000
0- Lawrence T/ 5- Manjon E/ 12- Thomas T/ 21- Robbins L/ 42- Millora-Brown Q/	00:16	1-0	1	3.7500	1	0	0	0	-8.3333
0- Lawrence T/ 1- Smith C/ 10- Stute M/ 12- Thomas T/ 21- Robbins L/	00:00	1-0	1	∞	0	0	0	0	2.2727



Official Basketball Line Up Analysis - Final
Vanderbilt at VCU
 11/30/22 The Stuart C. Siegel Center, Richmond Va.
 VCU vs. Vanderbilt

Game Time: 7:00 PM
Game Duration: 2:14
Attendance: 7,117

Officials: Jeffrey Clark, Bart Lenox, Jeb Hartness

VCU

Lineup	Time	Score	Score Diff	Pts/Min	Reb	Stl	Tov	Ass	PPP
0- Watkins J/ 1- Baldwin Jr. A/ 4- DeLoach J/ 23- Nunn J/ 30- Johns Jr. B/	05:49	10-10	0	1.7192	2	2	3	1	1.1574
0- Watkins J/ 1- Baldwin Jr. A/ 10- Lawal T/ 23- Nunn J/ 30- Johns Jr. B/	04:34	7-6	1	1.5328	5	1	1	1	1.0355
0- Watkins J/ 1- Baldwin Jr. A/ 10- Lawal T/ 30- Johns Jr. B/ 33- Banks J/	03:16	2-3	-1	0.6122	3	0	0	0	0.3759
0- Watkins J/ 1- Baldwin Jr. A/ 2- Jackson Z/ 11- Fermin C/ 30- Johns Jr. B/	03:15	6-6	0	1.8462	4	0	0	1	1.5000
0- Watkins J/ 1- Baldwin Jr. A/ 4- DeLoach J/ 30- Johns Jr. B/ 33- Banks J/	02:52	5-3	2	1.7442	3	0	2	0	0.9398
2- Jackson Z/ 4- DeLoach J/ 23- Nunn J/ 24- Kern N/ 35- Shriver D/	02:13	1-3	-2	0.4511	1	1	1	0	0.3472
0- Watkins J/ 2- Jackson Z/ 4- DeLoach J/ 23- Nunn J/ 35- Shriver D/	02:11	4-5	-1	1.8321	0	2	0	1	1.0000
1- Baldwin Jr. A/ 10- Lawal T/ 23- Nunn J/ 24- Kern N/ 30- Johns Jr. B/	01:44	12-4	8	6.9231	1	2	1	2	1.6216
0- Watkins J/ 1- Baldwin Jr. A/ 2- Jackson Z/ 4- DeLoach J/ 30- Johns Jr. B/	01:39	6-2	4	3.6364	1	0	1	0	2.0000
2- Jackson Z/ 10- Lawal T/ 23- Nunn J/ 24- Kern N/ 35- Shriver D/	01:38	0-5	-5	0.0000	0	0	0	0	0.0000
0- Watkins J/ 1- Baldwin Jr. A/ 4- DeLoach J/ 33- Banks J/ 35- Shriver D/	01:31	2-3	-1	1.3187	3	1	0	0	1.0000
0- Watkins J/ 1- Baldwin Jr. A/ 11- Fermin C/ 30- Johns Jr. B/ 33- Banks J/	01:30	1-3	-2	0.6667	1	0	2	0	0.3472
1- Baldwin Jr. A/ 4- DeLoach J/ 23- Nunn J/ 24- Kern N/ 30- Johns Jr. B/	01:12	0-3	-3	0.0000	0	0	0	0	0.0000
0- Watkins J/ 1- Baldwin Jr. A/ 23- Nunn J/ 24- Kern N/ 30- Johns Jr. B/	01:07	2-2	0	1.7910	2	0	0	0	1.3889
0- Watkins J/ 1- Baldwin Jr. A/ 2- Jackson Z/ 4- DeLoach J/ 35- Shriver D/	01:03	3-0	3	2.8571	1	0	1	1	1.5000
0- Watkins J/ 1- Baldwin Jr. A/ 10- Lawal T/ 23- Nunn J/ 24- Kern N/	00:55	1-3	-2	1.0909	0	0	1	0	0.6944
1- Baldwin Jr. A/ 4- DeLoach J/ 24- Kern N/ 33- Banks J/ 35- Shriver D/	00:53	3-2	1	3.3962	0	0	0	1	2.0833
2- Jackson Z/ 11- Fermin C/ 23- Nunn J/ 24- Kern N/ 35- Shriver D/	00:49	0-2	-2	0.0000	1	0	2	0	0.0000
1- Baldwin Jr. A/ 4- DeLoach J/ 23- Nunn J/ 24- Kern N/ 35- Shriver D/	00:39	0-0	0	0.0000	0	0	0	0	0.0000
0- Watkins J/ 1- Baldwin Jr. A/ 2- Jackson Z/ 30- Johns Jr. B/ 35- Shriver D/	00:33	0-0	0	0.0000	1	0	0	0	0.0000
0- Watkins J/ 1- Baldwin Jr. A/ 30- Johns Jr. B/ 33- Banks J/ 35- Shriver D/	00:22	3-0	3	8.1818	0	0	0	0	3.0000
1- Baldwin Jr. A/ 2- Jackson Z/ 11- Fermin C/ 24- Kern N/ 35- Shriver D/	00:15	2-0	2	8.0000	0	0	0	0	2.2727