



AUSTIN PEAY



ALEX ALLARD
WOMEN'S BASKETBALL
CONTACT
 E: allarda@apsu.edu
 O: 931-221-6562
 M: 270-498-4277

GOVERNORS WOMEN'S BASKETBALL | 10-TIME CONFERENCE CHAMPIONS | 7 NCAA TOURNAMENT APPEARANCES

6:30 P.M. | NOVEMBER 17, 2022 | MEMORIAL GYMNASIUM, NASHVILLE, TENN.

Austin Peay Governors

2-0 | 0-0 ASUN

Head Coach: Brittany Young
Record at Austin Peay: 22-13 / Second Year
Career Record: 22-13 / Second Year
Last Game: W, 58-53 at UTC, Nov. 12

Vanderbilt Commodores

4-0 | 0-0 SEC

Head Coach: Shea Ralph
Record at Vanderbilt: 20-19
Career Record: 20-19 / Second Year
Last Game: W, 84-48 vs. Tarleton State, Nov. 15



BROADCAST INFORMATION

WAPX 91.9 FM
 Jahmar Perkins

SEC Network+
 Andrew Allegretta



INSIDE THE SERIES

The Series: 17-2, Vandy
In Nashville: 9-1, Vandy
Series Streak: Vandy, W16

Last Meeting: 99-70, Vandy, Nov. 12, 2018 at Vandy



GOVS ON THE WEB

WATCH
 ESPN+ (<http://bit.ly/GovsonESPN>)
LIVE STATISTICS
peaystats.com
LISTEN LIVE
 WAPX 91.9 FM

AUSTIN PEAY PROJECTED STARTERS

Pos.	No.	Name	Ht.	Yr.	Previous School	PPG	RPG	Other
G	1	Mariah Adams	5-10	Gr.	Old Dominion	15.5	4.0	62.5 FG%, 83.3 FT%
G	3	Anala Nelson	5-6	Fr.	Lower Richland HS	4.5	0.0	22.5 MPG
G	25	Tiya Douglas	5-7	Sr.	Ole Miss	4.0	4.5	2.5 SPG, 31.5 MPG
G	30	Liz Gibbs	5-6	Sr.	Gulf Coast State	2.5	2.5	2.0 APG
F	32	Gabby Zapata Smalls	5-10	Sr.	St. Josephs (PA)	5.0	8.0	40.0 FG%

AUSTIN PEAY PROJECTED BENCH PLAYERS

Pos.	No.	Name	Ht.	Yr.	Previous School	PPG	RPG	Other
G	0	Kaiden Glenn	5-10	So.	Arbor Prep. HS	3.5	1.5	1.0 SPG
G	2	Jada Roberson	5-6	Sr.	Wright State	7.5	5.0	2.5 APG
G	4	Mahogany Vaught	5-5	Gr.	South Alabama	14.0	2.0	6.0 SPG
F/C	15	Ashlei Kirven	6-1	Sr.	Butler CC	0.0	0.0	
G/F	14	Ajah Wayne	5-8	Gr.	Old Dominion	0.0	0.0	
C	21	Shamarre Hale	6-1	Gr.	Wright State	0.0	0.0	
G	24	Yamia Johnson	5-11	Gr.	Jacksonville State	20.0	5.5	63.6 FG%, 50 3P%
F	23	Briah Hampton	5-10	Fr.	Arlington HS	0.0	0.0	

THE 2022-23 SCHEDULE

DATE	OPPONENT	TIME/RESULT
Nov. 3	Tusculum (EXH)	W, 80-47
Nov. 7	Cumberland	W, 81-35
Nov. 12	at Chattanooga	W, 58-53
Nov. 17	at Vanderbilt	6:30 p.m.
Hostilo Community Classic Savannah, Ga.		
Nov. 21	Davidson	1 p.m.
Nov. 22	Fairleigh Dickinson	10:30 a.m.
Nov. 23	Illinois-Chicago	TBA
Dec. 1	Gardner-Webb	11 a.m.
Dec. 8	at Duke	6 p.m.
Dec. 13	at Murray State	5 p.m.
Dec. 21	UNC Asheville	2 p.m.
Jan. 2	• at Queens	5 p.m.
Jan. 5	• at Kennesaw State	3 p.m.
Jan. 7	• Stetson	2 p.m.
Jan. 12	• Jacksonville State	5:30 p.m.
Jan. 14	• Kennesaw State	3 p.m.
Jan. 19	• at Central Arkansas	7 p.m.
Jan. 21	• at North Alabama	5 p.m.
Jan. 26	• Liberty	6 p.m.
Jan. 28	• Queens	3 p.m.
Feb. 2	• at Bellarmine	4 p.m.
Feb. 4	• at Eastern Kentucky	3:30 p.m.
Feb. 9	• North Florida	6 p.m.
Feb. 11	• Jacksonville	3 p.m.
Feb. 16	• at Stetson	6 p.m.
Feb. 18	• at Florida Gulf Coast	3 p.m.
Feb. 23	• at Lipscomb	6 p.m.
Feb. 25	• Lipscomb	3 p.m.
March 1	• Central Arkansas	6 p.m.
ASUN Basketball Championship Campus Sites		
March 4-11	TBA	

• - ASUN Conference contest
 Home games in bold. All Times Central.

PREGAME PAROOZING

TOP HITS

- **ASUN-Y DAY:** Austin Peay became the newest member of the ASUN Conference, July 1. APSU women's basketball spent the previous 44 seasons in the Ohio Valley Conference where it captured 10 conference championships.
- **NEW KIDS ON THE BLOCK:** The Governors welcomed 10 newcomers to their roster ahead of the 2022-23 season. The newcomers are comprised of two freshmen and eight transfers with Division I experience.
- **ROAD TRIP! ROAD TRIP!:** APSU continues its five-game, 24-day road trip in Thursday's contest at Vanderbilt.

HOT OFF THE WIRE

- **VOLUNTEER VICTORS:** Austin Peay opened its season with back-to-back wins against teams from the Volunteer State. The Govs defeated Cumberland, 81-35, in the season opener, before defeating Chattanooga, 58-53, Nov. 12.
- **YEEZY'S THAT GOOD:** Yamia Johnson leads the Govs with 20.0 points per game this season. Johnson scored dropped 25 points in the season opener before scoring 15 second-half points against UTC.
- **EFFICIENT GOVERNING:** Austin Peay was ninth in the NCAA last season with a 45.7 field-goal percentage last season.

EXTRA! EXTRA!

- **ON THIS DAY:** Thursday's game is the sixth time APSU has played on Nov. 17. The Govs are 3-2 on the date all-time and won their last game on the date in 61-52 victory against Lipscomb in 2009.
- **NOVEMBER GOVS:** The Govs have won 10 of their last 13 games in November dating back to Nov. 18, 2019.
- **POWER 5 STUNNERS:** Austin Peay's three wins against the SEC is its most against any Power 5 Conference, while the Govs' two wins against Vanderbilt are its most against any Power 5 opponent.

GAME PREVIEW

AS SEEN ON LETSGOPEAY.COM

CLARKSVILLE, Tenn. – After opening its season with back-to-back victories, Austin Peay State University women’s basketball team heads down Interstate 24 to take on Vanderbilt in a 6:30 p.m., Thursday game at Memorial Gymnasium in Nashville.

The Governors (2-0) opened their season with an 81-35 victory against Cumberland in the Winfield Dunn Center, Nov. 7, before opening a five-game road trip with a 58-53 win against Chattanooga, Nov. 12.

Graduate student Yamia Johnson led Austin Peay in its opening week with 20.0 points per game and a 63.6 field-goal percentage, both of which are third in the ASUN Conference. Johnson had a team-best 25 points in the season opener against the Phoenix, before scoring 15 second-half points in the win at Chattanooga.

Newcomer and graduate student Mariah Adams had a season-high 20 points in Saturday’s win against the Mocs. The Little Rock, Arkansas native also led the Govs with a trio of assists, with the final coming on APSU’s go-ahead three-pointer from freshman Anala Nelson with 1:34 remaining in the game.

Thursday’s game is the 19th all-time meeting between the Governors and Commodores (4-0). Austin Peay looks to earn its third win against Vanderbilt – its most against any Power 5 opponent – and its fourth against a member of the Southeastern Conference.

FROM THE JUMP

- Thursday’s game is the second of five-straight road games for the Governors.
- Austin Peay defeated Chattanooga in its last game, 58-53, Nov. 12.
- The Governors have won four of their last five games against teams from the Volunteer State, outscoring the opposition by an average of 12.6. points per game in that span.
- The Govs’ three wins against the SEC are its most against any Power 5 conference, while its two wins against the Commodores are its most against a single Power 5 opponent.
- Yamia Johnson leads Austin Peay in points per game (20.0), field-goal percentage (.636), three-point percentage (.500), despite being fourth on the team in minutes per game (27.5).
- After scoring 20 points against Chattanooga, Mariah Adams is second in points per game (15.5) and leads the Govs in assists (five) and made free throws (10).
- Austin Peay had made a three-pointer in 469-straight games, a streak that began against Kennesaw State, Dec. 19, 2006
- The Govs have won 19-straight games, and 31 of their last 33, when scoring 70-or-more points. APSU was 13-0 when reach 70 points last season.
- APSU has won 16-straight games when holding its opponent to under 50 points.

LAST TIME AGAINST THE COMMODORES

Austin Peay fell to Vanderbilt, 99-70, Nov. 12, 2018 in Memorial Gymnasium. Four Govs – Arielle Gonzalez-Varner, Brianah Ferby, Kasey Kidwell and Maggie Knowles – reached double figures in scoring. APSU trailed by six at the halftime, but were outscored by 23 in the second half, but dropped their second game of the 2018-19 season after Vanderbilt shot 60.3 percent from the field and 46.2 percent from three-point range.

TALE OF THE TAPE...

APSU

VANDY

	Overall	ASUN	Overall	SEC
Scoring Offense	69.5		70.3	
Scoring Defense	44.0		56.5	
Field Goal %	45.8		45.8	
FG% Defense	32.3		34.2	
Three-Point Field Goal %	34.3		28.6	
Three-Point FG% Defense	16.7		31.3	
Free-throw %	74.4		72.5	
Rebounds per game	35.5		42.0	
Rebound margin	+5.5		+8.0	
Assists per game	11.5		13.3	
Turnover Average	12.0		18.5	
Turnover margin	-7.0		-2.0	
Steals per game	10.0		11.5	
Blocks per game	2.5		3.3	

VS. 2022-23 OPPONENTS

GOVS ALL-TIME

Non-Conference	
Chattanooga	9-32
Cumberland	3-4
Davidson	0-2
Duke	0-1
Fairleigh Dickinson	0-0
Gardner-Webb	1-0
Illinois-Chicago	0-0
Murray State	49-46
UNC Asheville	1-0
Vanderbilt	2-17

Conference

Bellarmine	1-0
Central Arkansas	1-2
Eastern Kentucky	37-47
Florida Gulf Coast	0-0
Jacksonville	0-0
Jacksonville State	17-13
Kennesaw State	2-2
Liberty	0-0
Lipscomb	21-6
North Alabama	2-2
North Florida	0-0
Queens	0-0
Stetson	0-0

Games against ASUN Conference opponents prior to this season were previously counted as nonconference contests

VS. 2021-22 OPPONENTS

BRITANNY YOUNG ALL-TIME

Non-Conference

Chattanooga	1-0
Cumberland	1-0
Davidson	0-2
Duke	0-0
Fairleigh Dickinson	0-0
Gardner-Webb	1-0
Illinois-Chicago	0-0
Murray State	1-1
UNC Asheville	1-0
Vanderbilt	0-0

Conference

Bellarmine	1-0
Central Arkansas	0-0
Eastern Kentucky	0-0
Florida Gulf Coast	0-0
Jacksonville	0-0
Jacksonville State	0-0
Kennesaw State	0-0
Liberty	0-0
Lipscomb	0-0
North Alabama	1-0
North Florida	0-0
Queens	0-0
Stetson	0-0

AUSTIN PEAY WOMEN'S BASKETBALL

QUICK FACTS

UNIVERSITY

Name of School..... Austin Peay State University
 Location Clarksville, TN 37040
 Founded..... 1927
 Enrollment 9,609
 President..... Dr. Michael Licari
 Alma Mater, year..... Minnesota, 1993
 Athletics Director..... Gerald Harrison
 Alma Mater, year..... Tennessee, 2001
 Senior Women's Administrator Niesha Campbell
 Alma Mater, year Appalachian State, 2006
 School Colors..... Red and White
 Nickname..... Governors
 Affiliations NCAA Division I
 ASUN Conference
 Ticket Office Phone 931/221-PEAY (7329)

FACILITY

Arena Name..... Winfield Dunn Center
 Capacity..... 8,075
 Basketball Facility Dave Aaron Arena
 Basketball Floor Dave Loos Court

ESPN+

Play-by-Play..... Alex Gould
 Color Commentator..... Patton Cook

COACHING STAFF

Head Coach Brittany Young
 Alma Mater, year..... Francis Marion, 2008
 Seasons..... 2nd Season
 APSU Record (yrs)..... 21-13 (1)
 Assistant Coach..... Eryc Pittman
 Seasons..... 2nd season
 Alma Mater, year..... Hampton, 2008
 Assistant Coach..... Nicole Razor
 Seasons..... 2nd season
 Alma Mater, year..... Elon, 2016
 Assistant Coach..... Tad Wedel
 Seasons..... 2nd season
 Alma Mater, year..... Kansas, 2015
 Graduate Assistant Dahkel Darlin
 Seasons..... 1st season
 Alma Mater, Year..... Old Dominion, 2020

SUPPORT STAFF

Assoc. Dir. of Sports Perform. Courtney Edwards
 Seasons..... 2nd season
 Alma Mater, year..... Wisconsin, 2015
 Athletic Trainer Michelle Malloy
 Seasons..... 1st season
 Alma Mater, year..... East Carolina, 2012
 Student Managers Christopher Young
 Sariah James

TEAM INFORMATION

Last Season's Overall Record..... 20-13
 Home | Away | Neutral..... 12-1 | 6-7 | 2-5
 Last Season's OVC Record (finish)..... 11-7/4th
 Home | Away..... 8-1 | 3-6
 Current Ranking NA
 Letterwinners returning/lost 3/9
 Starters returning/lost..... 0/5
 Newcomers..... 10

HISTORY

First Year of Women's Basketball 1929
 reborn 1970
 All-Time Record..... 572-785-2
 Last NCAA Tournament appearance..... 2010
 Result lost to Tennessee, 75-42 (first round)
 All-Time NCAA Tournament Record..... 0-7
 Last Postseason WNIT appearance..... None
 Last ASUN Tournament appearance..... N/A
 Result N/A

MEDIA INFORMATION

INTERVIEWS: All interview requests should be submitted to the APSU Athletic Communications office. Interviewing a player or coach without the knowledge or presence of an APSU Athletic Communications employee could result in the loss of credential.

- **HEAD COACH:** Head coach Brittany Young will typically be available during the week for interviews via Zoom.
- **PLAYERS:** All interviews with players will take place via Zoom. No interviews will be granted following the shoot-around on the day of a game. Media must request players at least 24 hours in advance. Under no circumstances are basketball players to be contacted directly by the media.
- **PRE-GAME:** Head coach Brittany Young often is unavailable for interviews on game days.
- **POST-GAME:** Head coach Brittany Young will immediately visit APSU radio for her postgame interview following the conclusion of the game. After having time to meet with her team in the locker room, Coach Young and select players will be available for all other media. To request a specific player, contact Alex Allard during the fourth quarter of the game.

ON THE WEB: Notes, statistics and schedules for Governors Women's Basketball may be found on the internet at www.LetsGoPeay.com, Austin Peay State University's official athletics Web site. Information on ASUN women's basketball is accessible on the internet at ASUNSports.com.

CREDENTIALS & PARKING: For games at the Dunn Center, complete the APSU Basketball Credential Request Form on LetsGoPeay.com at least 24 hours prior to the game.

APSU ATHLETICS COMMUNICATIONS STAFF

Cody Bush	Assistant AD -- Strategic Comm. & Branding	bushc@apsu.edu	931-221-7561
Nicholas Petrone	Director of Athletics Communications	palcowskin@apsu.edu	931-221-6561
Casey Crigger	Assistant Director of Athletics Communications	criggerc@apsu.edu	931-221-6563
Alex Allard*	Athletics Communications Assistant	allarda@apsu.edu	931-221-6562
Chris Austin	Athletics Communications Assistant	austinc@apsu.edu	931-221-6562

*primary women's basketball contact

Mailing Address:
 APSU Sports Information Office
 P.O. Box 4515
 Clarksville, TN 37044

Shipping Address:
 APSU Sports Information Office
 681 Summer Street
 Clarksville, TN 37040

AUSTIN PEAY WOMEN'S BASKETBALL

2022-23 ROSTER



NUMERICAL ROSTER

No.	Name	Pos.	Ht.	Cl.	Hometown / Previous School)
0	Kaiden Glenn	G	5-10	So.	Ypsilanti, Mich. / Arbor Preparatory HS
1	Mariah Adams	G	5-10	Gr.	Little Rock, Ark. Old Dominion
2	Jada Roberson	G	5-6	Sr.	Indianapolis, Ind. / Wright State
3	Anala Nelson	G	5-6	Fr.	Columbia, S.C. / Lower Richard HS
4	Mahogany Vaught	G	5-5	Gr.	Olive Branch, Miss. / South Alabama
14	Ajah Wayne	G/F	5-8	Gr.	Birmingham, Ala. / Old Dominion
15	Ashlei Kirven	F/C	6-1	Sr.	Beaumont, Texas / Butler CC
21	Shamarre Hale	C	6-1	Gr.	Chicago, Ill. / Wright State
23	Briah Hampton	F	5-10	Fr.	Memphis, Tenn. / Arlington HS
24	Yamia Johnson	G	5-11	Gr.	Lexington, S.C. / Jacksonville State
25	Tiya Douglas	G	5-7	Sr.	Fort Smith, Ark. / Ole Miss
30	Liz Gibbs	G	5-6	Sr.	Atlanta, Ga. / Gulf Coast State
32	Gabby Zapata Smalls	F	5-10	Sr.	Brown Mills, N.J. / St. Joseph's (PA)

ALPHABETICAL ROSTER

No.	Name	Pos.
1	Mariah Adams	G
25	Tiya Douglas	G
30	Liz Gibbs	G
0	Kaiden Glenn	G
21	Shamarre Hale	C
23	Briah Hampton	F
24	Yamia Johnson	G
15	Ashlei Kirven	F/C
3	Anala Nelson	G
2	Jada Roberson	G
4	Mahogany Vaught	G
14	Ajah Wayne	G/F
32	Gabby Zapata Smalls	F

COACHING AND SUPPORT STAFF

Name	Position	Seasons	Alma Mater, Year
Brittany Young	Head Coach	Second season	Francis Marion, 2008
Eryc Pittman	Assistant Coach	Second season	Hampton, 2008
Nicole Razor	Assistant Coach	Second season	Elon, 2016
Tad Wedel	Assistant Coach	Second season	Kansas, 2015
Dahkel Darling	Graduate Assistant	Second season	Old Dominion, 2020
Courtney Edwards	Sports Performance	Second season	Wisconsin, 2015
Michelle Malloy	Athletic Trainer	First season	East Carolina, 2012
Student Managers: Sariah James, Chris Young			

PRONUNCIATIONS

Student-Athletes	Pronunciation
Anala Nelson	Uh-nawl-uh
Mahogany Vaught	Vot
Ashlei Kirven	Ashey Kuhr-ven
Ajah Wayne	A-jah
Shamarre Hale	Shuh-mahr-E
Tiya Douglas	Tie-uh
Gabby Zapata Smalls	Za-pot-ah
Coaching Staff	Pronunciation
Tad Wedel	We-dle (like needle)

GOVS NOTES

BRITTANY'S BACK

After becoming just the fourth coach in program history to lead Austin Peay to a 20-win season – and doing so in her first season as a head coach – Brittany Young returns to the bench for year two in Clarksville. Young and the Govs went 20-13 in 2021-22 and have began the 2022-23 season 2-0.

NEW KIDS ON THE BLOCK

The Govs' 2022-23 roster features 10 new student-athletes. Those 10 new players include eight Division I transfers that have combined for 571 games, 343 starts, 4,762 points and 13,110 minutes of action on the court.

LOOK WHO'S BACK, BACK AGAIN

Yamia Johnson, Liz Gibbs and Kaiden Glenn are Austin Peay's lone returners from last season. Johnson highlights the trio, as the First Team All-OVC selection played in 33 games for the Govs in 2021-22, while Gibbs averaged 16.4 minutes per game in her 29 games off the bench. Glenn looks to build on a freshman season that saw her appear in six games.

YEEZY'S YEAR

Graduate student Yamia Johnson could do almost no wrong in her first year Clarksville last season. The Jacksonville State transfer was a First Team All-OVC selection in 2021 after averaging a team-high 15.1 points per game and a conference-best .427 three-point percentage. Johnson's 499 points were the 12th-best single-season mark in program history and third-most by a newcomer in program history, trailing only Brooke Arminstead's 608 points (1999-00) and Shandra Maxwell's 516 points (1986-87).

EARLY-SEASON ROAD TRIP

After opening the season at home against Cumberland, Austin Peay's Nov. 12 game at Chattanooga was its first of five-straight road games. Following its second consecutive road game in the Volunteer State in Thursday's game against Vanderbilt, APSU travels to Savannah Georgia for its three-game stay at the Hostilo Hoops Community Clasic, Nov. 21-23.



THE OFFICES OF JOHNSON AND WAYNE

Graduate students Yamia Johnson and Ajah Wayne became the first players in program history to earn ASUN honors after being selected to the ASUN Women's Basketball Preseason All-Conference Team, Oct. 12. It also was the second and third time Johnson and Wayne had been selected to a preseason all-conference team in their respective careers.

TOURNEY TIME

The Governors travel to Savannah, Georgia, for the Hostilo Hoops Community Classic, Nov. 21-23, where they play Davidson, Fairleigh Dickinson and Illinois Chicago. Austin Peay's game against Davidson will be the third time the two teams have matched up in the last calendar year, as the Govs and Wildcats faced one another in the regular season in 2021 and again in the Women's Basketball Invitational in March.

THE PUERTO RICO CONNECTION

Gabby Zapata Smalls played alongside APSU alumna Arielle Gonzalez Varner and former Gov Nina De Leon Negron on the Puerto Rico National Team in the 2021 FIBA Women's Centrobasket Tournament in El Salvador. Zapata Smalls averaged 4.5 points and 3.5 rebounds and 50 percent from the field in her four games throughout the tournament.

A THREE A DAY

The Govs have made a three-pointer in 469-straight games a streak beginning against Kennesaw State on Dec. 19, 2006.

THAT '70s SHOW

Austin Peay has won 19-straight games and 31 of its last 33 games when it scores 70-or-more points. The Govs were 13-0 when reaching 70 points last season.

UNDER 50 FTW

Austin Peay also has won 19-straight games, and 23 of its last 24, when holding the opponent to under 50 points. The Govs are 1-0 this season in such circumstances and were 6-0 last season.

WELCOME TO COLLEGE

Anala Nelson and Briah Hampton are the Govs' lone freshmen in 2022-23. A Columbia, South Carolina native from Lower Richland High School, Nelson was ranked the No. 4 player in South Carolina following her pr by South Carolina Preps Girls Hoops. She averaged 14.4 points, 4.7 rebounds and 3.4 steals per game in her high school career. Hampton averaged 12.0 points and 10.0 rebounds in her senior year at Arlington High School.

TOP INDIVIDUAL PERFORMANCES

POINTS		REBOUNDS		ASSISTS		FIELD-GOAL % (MIN. 3 FGM)		
Player (Opponent)	Pts.	Player (Opponent)	Reb.	Player (Opponent)	AST.	Player (Opponent)	FG	FG%
Yamia Johnson (CU)	25	Gabby Zapata Smalls (CU)	10	Liz Gibbs (CU)	4	Yamia Johnson (UTC)	5-6	.833
Mariah Adams (UTC)	20	Jada Roberson (CU)	8	Mahogany Caught (CU)	4	Mariah Adams (CU)	4-5	.800
Yamia Johnson (UTC)	15	Gabby Zapata Smalls (UTC)	6	Jada Roberson (CU)	4	Kaiden Glenn (CU)	3-5	.600
Mahogany Vaught (CU)	14	Mariah Adams (UTC)	6	Mariah Adams (UTC)	3	Yamia Johnson (CU)	9-16	.563
Mariah Adams (CU)	11	Yamia Johnson (UTC)	6	Kaiden Glenn (CU)	2	Mahogany Vaught (CU)	5-9	.556
Jada Roberson (CU)	8	Tiya Douglas (CU)	5	Mariah Adams (CU)	2	Mariah Adams (UTC)	6-11	.545
Anala Nelson (UTC)	7	Yamia Johnson (CU)	5	Anala Nelson (CU)	2	Tiya Douglas (CU)	3-6	.500
Jada Roberson (UTC)	7	Liz Gibbs (CU)	4					

GOVS NOTES

NOT SO SMALL ON THE GLASS

In her three season at Saint Joseph's (PA) Gabby Zapata Smalls averaged 5.9 points and 5.2 rebounds per game. Zapata Smalls enters her first season as a Gov with 293 career rebounds, 100 of which have come on the offensive glass. Zapata Smalls leads APSU with 16 rebounds this season

DEAR DUNN

Austin Peay has called the Winfield Dunn Center home since the program was reborn prior to the 1977-78 season. This season, however, will be the final season in the Dunn for the Govs as they are scheduled to move into their new home, F&M Bank Arena, located in downtown Clarksville beginning next season. The Govs are 311-264 all-time in the Dunn.

CONSISTENT COACHES

Head coach Brittany Young returns all three of her assistant coaches from last season this year. Eryc Pittman returns for his second season in Clarksville after spending the previous six at Jacksonville State. Nicole Razor also returns to the bench for APSU after four years at Anderson, while Tad Wedel enters his second season after previously serving at Nikki McCray-Peterson's staff at Mississippi State..

NEVER TOO EARLY TO TELL

The Governors were 15-4 in games that they led at the end of the first quarter last season. That mark jumped to 18-2 after leading at halftime and 18-3 following the third quarter. APSU lead after all four quarters in its season opener against Cumberland and in each of the final three quarters against the Mocs.

GOVERNING WITH EFFICIENCY

Austin Peay was ninth in the NCAA in field-goal percentage (.457) and three-point percentage (.371) last season, the marks were the fourth and second-best in a single season in program history.

CLOSE CALLS

The Govs won four of six games that were decided by three-or-fewer points last season and could look to improve on the mark in 2022-23 against UTC. Each of the last two games against the Mocs have been decided



ASUN-Y DAY IN STACHEVILLE

July 1, 2022 sparked the dawn of a new day in the world of Austin Peay Athletics, as APSU and all 15 of its athletic programs became the newest members of the ASUN Conference. The Governors' women's basketball team spent the previous 44 seasons in the Ohio Valley Conference, but tips off its Inaugural season in the ASUN against Cumberland. The Govs face fellow ASUN Newcomer, Queens, on Jan. 2, 2023 in both team's first ASUN contest.

by one point.

SNOOP CAN DO IT ALL

Mariah "Snoop" Adams led Austin Peay in nearly every statistical category in last week's victory against Chattanooga. She APSU in points (20), free throws (8), rebounds (6), assists (3) and blocks (2). Adams' three assists accounted for an additional seven points with her final dish coming on freshman Anala Nelson's go-ahead three-pointer with 1:34 remaining in the fourth quarter.

POWER 5 STUNNERS

The Governors have three wins against programs currently in the Power 5 – all of which are in the SEC. The Govs have two wins against Vanderbilt (1977, 1978) and one against Georgia (1997). APSU looks to pick up its third win against the Commodores in Thursday's game and will have another opportunity to upset a college basketball blue blood when it faces Duke, Dec. 8, in Cameron Indoor Stadium.

BIG DUB GOVS

The 46-point victory in APSU's season opener against Cumberland was its largest scoring

margin nearly two decades. The last time the Govs defeated a team by more than 46 points was Feb. 15, 2003 when the Govs defeated Tennessee State 93-45.

CAUGHT BY VAUGHT

Newcomer Mahogany Vaught tallied six steals against the Phoenix in the season opener which were the most by a Govs since Brandi Ferby's seven steals against Eastern Illinois, Jan. 19, 2019.

NOVEMBERS AT HOME

Austin Peay has been nearly unstoppable at home in November. The Governors have won 18 of their last 19 home November home games, including nine straight.

WAYNE'S WORLD

One of the biggest names to arrive in Clarksville this season was Ajah Wayne. Wayne spent the last four seasons at Old Dominion and was a First Team All-Conference USA selection last season. Wayne averaged 12.4 points an 7.3 rebounds in 105-career games in Norfolk, Virginia and, in addition to two all-conference selections, has earned C-USA All-Tournament, All-Defensive, All-Freshman and VaSID All-State

TOP TEAM PERFORMANCES

POINTS		BENCH POINTS		FIELD-GOAL %			THREE-POINT FG%		
Opponent	Pts.	Opponent	Pts.	Opponent	FG.	FG%	Opponent	3P	3P%
Vs. Cumberland	81	Vs. Cumberland	54	Vs. Cumberland	30-58	51.7	Vs. Cumberland	11-25	44.0
At Chattanooga	58	At Chattanooga	22	At Chattanooga	19-49	38.8	At Chattanooga	1-10	10.0

GOVS NOTES

honors in her career.

THE ROYAL GOVERNORS

Ajah Wayne and Mariah Adams both came to Clarksville after spending the last four seasons at Old Dominion. The duo combined for 221 games played and 161 starts during their time as a Royal.

WRIGHT TO STACHEVILLE

Jada Roberson and Shamarre Hale both come to Clarksville after spending the last three and four seasons, respectively, at Wright State. An all-around threat, Roberson averaged 13.7 points and 6.8 rebounds per game as a junior in Dayton, Ohio, while Hale averaged 6.8 points, 6.4 rebounds and 61.9 percent from the field in her four seasons with the Raiders.

FROM SEC COUNTRY

Tiya Douglas spent the last two seasons at Ole Miss where she appeared in 44 games and averaged 11.7 minutes per game for the Rebels. Prior to arriving in Oxford, Douglas helped lead Trinity Valley Community College to a 32-1 2019-20 record. Douglas still holds a share of the NJCAA record with 13 three-pointers against East Texas Baptist in 2019. e-pointers against East Texas Baptist in 2019.

NO BLUEGRASS BLUES


Austin Peay has won 13 of its last 14 matches against opponents from Kentucky, a streak that began with a 69-61 victory against Murray State, Feb 13, 2020. The Govs play two games against opponents from the Bluegrass State in Murray State, Dec. 13, and Eastern Kentucky, Feb. 4.

WE BACK, WE WIN

The Govs broke the program record with its sixth-straight home-opening victory against Cumberland. The streak surpassed the previous record which spanned from 2000-04. APSU improved to 27-20 all-time in home openers in the win.

DUNN DEFENDERS

The Govs went 12-1 in the confines of the Winfield Dunn Center last season. The .923 home winning percentage was the highest since the Govs went 12-0 during the 2002-03 season. APSU is 1-0 at home this season and will not return to Clarksville until its Dec. 1 game against Gardner-Webb.



HEADED DOWNTOWN

After 47 years in the Winfield Dunn Center, Austin Peay basketball will move to F&M Bank Arena in downtown Clarksville during the 2023-24 season. F&M Bank Arena is owned by Montgomery County and will be operated by Sabertooth Sports & Entertainment (SS&E). The new arena on the corner of First Street and College Street will hold approximately 6,000 fans for concerts, 5,500 for basketball games, and 5,000 for hockey games.

AUSTIN PEAY WOMEN'S BASKETBALL

LAST TIME OUT: Recap and Box Score

Johnson Leads Govs to Commanding Season-Opening Victory

CHATTANOOGA, Tenn. – A game-high 20 points from graduate student Mariah Adams and a late, go-ahead three-pointer by freshman Anala Nelson led Austin Peay State University women's basketball team to a 58-53 victory against Chattanooga, Saturday, at McKenzie Arena.

Austin Peay (2-0) limited Chattanooga (1-2) to just a single three-pointer and two made free throws in the first quarter, but trailed 15-12 after being held to 4-for-12 from the field.

Adams answered a pair of Chattanooga free throws to open the game with a layup to tie the game at two, before Gabby Zapata Smalls' first basket a minute into the quarter gave APSU its first lead of the afternoon.

UTC answered Austin Peay's back-to-back scores with a 5-0 run to retake the lead for the final time in the opening quarter.

After facing an early deficit, Adams took over in a second quarter that saw the Little Rock, Arkansas native account for 14 of APSU's 15 second-quarter points with 10 points and a pair of assists. She opened the quarter with a layup off an assist from senior Jada Roberson, and then found Zapata Smalls – who converted an open layup with 6:41 remaining – to give APSU a 17-16 advantage and force a UTC timeout.

Zapata Smalls' basket sparked a run of five-straight lead changes, with neither team able to gain more than a one-point lead in that run until Roberson's first field goal of the game put the Govs up, 23-20 with 3:02 remaining. APSU maintained its three-point lead into the half after outscoring the Mocs 15-9 in the second quarter.

In addition to Adams' 10 points and two assists in the quarter, the former Old Dominion transfer added a team-best four rebounds while hitting a perfect, 3-for-3 from the field.

After she was held scoreless in the first half, graduate student Yamia Johnson scored four-straight points to give APSU a game-high nine-point lead at 37-28 with 2:48 remaining in the third; however, an 8-2 UTC run trimmed its deficit to three entering the fourth quarter.

Chattanooga's Amaria Pugh tied the game at 43 with 7:27 remaining, but three-straight baskets by Johnson extended the Govs lead back to five with less than five minutes remaining.

The Mocs then capitalized on four-straight APSU misses and led 51-50 with 1:48 remaining after a pair of Abby Cornelius free throws.

Then, APSU's succeeding possession with 1:34 remaining, Nelson made APSU's lone three-pointer of the game that put the Govs up for good.

An Adams' layup with under 30 seconds remaining gave the Govs a multi-score advantage before free throws by Johnson and senior Tiya Douglas concluded APSU's scoring.



Official Basketball Box Score - Final
Austin Peay at Chattanooga
 11/12/22 McKenzie Arena, Chattanooga
 2022-23 Women's Basketball

Game Time: 7:00 PM
 Game Duration: 1:53
 Attendance: 1,103

Officials: Jody Cantrell, Alganese Carr, Kyle Adams

Austin Peay - 58													Record: 2-0					
NO.	Name	Min	FG		3P	FT		Rebounds		Fouls		TP	AS	TO	ST	Blocks		+/-
			M-A	M-A	M-A	OR	DR	TOT	PF	FD	BS					BA		
32	Gabby Smalls	F 16:21	2-7	0-0	0-0	0	6	6	4	1	4	0	1	0	0	0	0	8
1	Mariah Adams	G 39:53	6-11	0-0	8-10	1	5	6	3	7	20	3	4	1	2	0	4	
3	Anala Nelson	G 27:02	1-4	1-4	4-6	0	0	0	2	3	7	0	2	0	0	0	-2	
25	Tiya Douglas	G 36:10	0-5	0-3	1-2	1	3	4	1	2	1	0	0	5	0	0	3	
30	Liz Gibbs	G 25:15	2-5	0-1	0-0	0	1	1	3	0	4	0	0	0	0	0	-1	
2	Jada Roberson	18:24	3-8	0-0	1-2	0	2	2	3	0	7	1	0	1	0	1	5	
24	Yamia Johnson	28:40	5-6	0-0	5-5	2	4	6	2	6	15	0	2	0	0	0	7	
0	Kaiden Glenn	08:15	0-3	0-2	0-0	0	0	0	0	0	0	0	0	0	0	0	1	
Team																		
Totals			19-49	1-10	19-25	5	23	28	18	19	58	4	9	7	2	1	5	

Shooting By Period		
1 st	FG%	4-12 33.3%
	3PT%	0-2 0.0%
	FT%	4-4 100%
2 nd	FG%	5-11 45.5%
	3PT%	0-2 0.0%
	FT%	5-8 62.5%
3 rd	FG%	4-13 30.8%
	3PT%	0-4 0.0%
	FT%	4-6 66.7%
4 th	FG%	6-13 46.2%
	3PT%	1-2 50.0%
	FT%	6-7 85.7%
GM FG% 19-49 38.8%		
3PT% 1-10 10.0%		
FT% 19-25 76.0%		

Technical Fouls::NONE

Dead Ball Rebounds: 4, 2

Chattanooga - 53													Record: 1-2					
NO.	Name	Min	FG		3P	FT		Rebounds		Fouls		TP	AS	TO	ST	Blocks		+/-
			M-A	M-A	M-A	OR	DR	TOT	PF	FD	BS					BA		
25	Abby Cornelius	F 37:32	6-13	0-0	7-9	2	7	9	3	6	19	2	1	3	0	0	-7	
32	Raven Thompson	F 27:27	4-8	1-2	1-2	2	6	8	1	1	10	0	5	1	0	0	-2	
12	Destiny McClendon	G 21:50	1-5	0-1	2-2	0	2	2	0	1	4	1	1	1	0	0	-1	
13	Yazz Wazeerud-Din	G 36:03	3-9	1-5	2-2	0	1	1	3	4	9	2	4	0	0	0	-2	
21	Addie Porter	G 35:08	0-3	0-2	0-0	1	4	5	4	4	0	2	3	0	0	0	-1	
5	Sigrun Olafsdottir	14:39	2-2	0-0	0-0	0	0	0	4	0	4	0	0	1	0	0	-3	
33	Karsen Murphy	06:40	0-2	0-1	0-0	0	0	0	1	0	0	0	0	1	1	0	-3	
14	Amaria Pugh	13:23	2-5	1-3	2-2	0	2	2	2	1	7	0	2	0	0	0	-2	
2	Brooklyn Crouch	04:57	0-0	0-0	0-0	0	1	1	0	1	0	0	0	0	0	0	0	
22	Brooke Hampel	02:21	0-0	0-0	0-0	0	0	0	0	1	0	0	0	1	0	0	-4	
Team																		
Totals			18-47	3-14	14-17	5	26	31	19	18	53	7	17	7	1	2	-5	

Technical Fouls::NONE

Dead Ball Rebounds: 2, 1

	APSU	UTC	Points from Turnovers		Period by Period Scoring					
			APSU	UTC	1st	2nd	3rd	4th	TOT	
Biggest lead	9 (3 rd 2:48)	3 (1 st 5:41)	10	7						
Best Scoring Run	6 (3 rd 2:48)	6 (3 rd 1:40)	34	28	APSU	12	15	12	19	58
Lead Changes	9		7	3	UTC	15	9	12	17	53
Times Tied	5		5	3						
Time with Lead	26:12	08:55	22	11						

The Difference

Mariah Adams. In addition to Adams' game-high 20 points, the veteran point guard played all but seven seconds in the win. She tied for a team-best six rebounds, while also leading the Govs in made field goals (six), made free throws (eight), assists (three) and blocks (two).

Her three assists translated to seven additional points, with her final dish coming on Anala Nelson's go-ahead three-pointer with 1:34 remaining in the fourth quarter.

Inside the Box Score

- Austin Peay has won back-to-back games at McKenzie Arena for the first time in program history.
- The Govs' last three games against UTC have been decided by a combined seven points, with APSU winning two of those three games.
- Mariah Adams led Austin Peay in scoring for the first time as a Gov.
- Adams is the first Gov to log 39-or-more minutes in a game since Shay-Lee Kirby played 41 minutes against Murray State, Feb. 16.
- Yamia Johnson remained perfect from the charity stripe this season (7-7) after going 5-for-5 in the win.
- Johnson and Adams are the first duo to each score 15-or-more points while also hitting 50-percent from the field since Johnson and APSU alumna Karle Pace against Belmont, Jan. 27.
- The Govs 19 made free throws are the most since hitting 21 against Tennessee in the OVC Tournament last season.
- Despite having just eight active players, APSU's bench outscored Chattanooga's, 22-11.

Coach's Corner With Head Women's Basketball Coach Brittany Young

Opening thoughts... "We knew coming in here tonight that it would be a dog fight. After watching Chattanooga's previous game against Belmont, we knew they exuded toughness and grit. We knew what tonight was going to be like – it was going to be a defensive battle. I am so proud of my group, the toughness they showed and the way they competed tonight."

On Mariah Adams... "I recruited her as a junior in high school and had a chance to watch her grow over two seasons as a freshman and sophomore [at Old Dominion].... She has become everything that I imagined she could be. Her leadership for the team on the floor is invaluable... She is a true leader and I am happy that she was able to get us going tonight."

AUSTIN PEAY WOMEN'S BASKETBALL

AROUND THE ASUN

PRESEASON HONORS

ASUN Preseason WBB All-Conference Team

Tishara Morehouse, FGCU, G
Mya Berkman, Libertym G
Skyler Gill, North Alabama, F
Yamia Johnson, Austin Peay, G
Ajah Wayne, Austin Peay, G
Alice Recanati, Eastern Kentucky, G
Imani Martin, Jacksonville State, G
NeKiyah Thompson, Jacksonville State, G
Amani Johnson, Kennesaw State, G
Dee Brown, Liberty, G
* - Denotes unanimous selection

Preseason Player of the Year

Tishara Morehouse, FGCU

Preseason Defensive Player of the Year

Skyler Gill, North Alabama

PRESEASON ASUN COACHES POLL

Pl.	Team (1st-place votes)	Points
1.	FGCU (13)	195
2.	Liberty (1)	177
3.	Jacksonville State	167
4.	Stetson	129
5.	Eastern Kentucky	114
6.	North Alabama	105
7.	Jacksonville	102
8.	Kennesaw State	101
9.	Austin Peay	99
10.	North Florida	94
11.	Lipscomb	76
12.	Central Arkansas	47
13.	Bellarmine	36
14.	Queens	14

PRESEASON ASUN MEDIA POLL

Pl.	Team (1st-place votes)	Points
1.	FGCU (22)	386
2.	Liberty (6)	358
3.	Jacksonville State	328
4.	Stetson	297
5.	Austin Peay	234
6.	North Alabama	232
7.	Jacksonville	222
8.	Eastern Kentucky	200
9.	North Florida	194
10.	Kennesaw State	178
11.	Lipscomb	144
12.	Central Arkansas	130
13.	Bellarmine	68
14.	Queens	40

ASUN STANDINGS

School	CONFERENCE			OVERALL					
	W-L	Pct.	Str.	W-L	Pct.	H	A	N	Str.
Austin Peay	0-0	.000	-	2-0	1.000	1-0	0-0	0-0	W2
Florida Gulf Coast	0-0	.000	-	2-0	1.000	1-0	1-0	0-0	W2
Eastern Kentucky	0-0	.000	-	2-1	.667	2-1	0-0	0-0	W2
North Alabama	0-0	.000	-	2-1	.667	2-0	0-1	0-0	W1
Queens	0-0	.000	-	2-1	.667	2-0	0-1	0-0	L1
Lipscomb	0-0	.000	-	2-2	.500	2-0	0-2	0-0	W2
Jacksonville State	0-0	.000	-	1-1	.500	1-0	1-0	0-1	L1
Liberty	0-0	.000	-	1-1	.500	1-1	0-0	0-0	W1
North Florida	0-0	.000	-	1-1	.500	1-0	0-1	0-0	L1
Stetson	0-0	.000	-	1-1	.500	1-0	0-1	0-0	L1
Jacksonville	0-0	.000	-	1-2	.333	1-0	0-2	0-0	L2
Kennesaw State	0-0	.000	-	1-2	.333	1-0	0-2	0-0	L1
Bellarmine	0-0	.000	-	0-2	.000	0-0	0-2	0-0	L2
Central Arkansas	0-0	.000	-	0-2	.000	0-0	0-1	0-0	L2

Updated Nov. 14

ASUN PLAYERS OF THE WEEK

Week	Player	Newcomer	Freshman
N14	Jalyn Holcomb, Lipscomb	Alyza Winston, FGCU	Gracie Merkle, Bellarmine
N21			
N28			
D5			
D12			
D19			
D26			
J2			
J9			
J16			
J23			
J30			
F6			
F13			
F20			
F27			

ASUN OPPONENT INFORMATION

School	SID	Website	Basketball Twitter
Austin Peay	Alex Allard	LetsGoPeay.com	@GovsWBB
Bellarmine	Adam Pruiett	athletics.bellarmine.edu	@BUKknightsWBB
Central Arkansas	Ryan Thiele	ucasports.com	@ucawbb
Eastern Kentucky	Alex Morgan	ekusports.com	@EKUWBB
Florida Gulf Coast	Adam Grossman	fgcuathletics.com	@FGCU_WBB
Jacksonville	Lauren Spivey	judolphins.com	@JAX_WBB
Jacksonville State	Logan Maddox	jsugamecocks.com	@JSUGamecocksWBB
Kennesaw State	Zac Pike	ksuowls.com	@KSUOWlsWBB
Liberty	Paul Carmany	liberty.edu	@LibertyWBB
Lipscomb	Hannah Jo Riley	lipscombsports.edu	@LipscombWBB
North Alabama	Shane Hermann	roadlions.com	@UNAHOOOPS
North Florida	Jessica Spangler	unfospreys.com	@OspreysWBB
Queens	Chris Williams	queensathletics.com	@QueensWBB
Stetson	Joseph Ashley	gohatters.com	@StetsonWBB
ASUN Conference	Mike DeVader	asunports.com	@ASUNSports

AUSTIN PEAY WOMEN'S BASKETBALL

AROUND THE COUNTRY

COLLEGEINSIDER.COM MID-MAJOR TOP 25

	Team (1st-Place Votes)	Record	Points	Prev.	Conference
1.	South Dakota	0-0	741	-	Summit
2.	Florida Gulf Coast	0-0	723	-	ASUN
3.	Princeton	0-0	697	-	Ivy
4.	Gonzaga	0-0	673	-	West Coast
5.	Toledo	0-0	617	-	Mid-American
6.	Belmont	0-0	569	-	Missouri Valley
7.	Drexel	0-0	481	-	Colonial
8.	Quinnipiac	0-0	457	-	Metro Atlantic
9.	Columbia	0-0	430	-	Ivy
10.	Youngstown State	0-0	358	-	Horizon
11.	Troy	0-0	338	-	Sun Belt
12.	Jackson State	0-0	328	-	SWAC
13.	Liberty	0-0	314	-	ASUN
14.	Ball State	0-0	314	-	Mid-American
15.	Stephen F. Austin	0-0	312	-	Western Athletic
16.	Green Bay	0-0	233	-	Horizon
17.	Tennessee Tech	0-0	229	-	Ohio Valley
18.	Portland	0-0	217	-	West Coast
19.	Albany	0-0	195	-	America East
20.	Kent State	0-0	191	-	Mid-American
21.	Illinois State	0-0	189	-	Missouri Valley
22.	BYU	0-0	164	-	West Coast
23.	South Dakota	0-0	152	-	Summit
24.	UT Arlington	0-0	145	-	Western Athletic
25.	Boston University	0-0	126	-	Patriot

Others Receiving Votes: Howard 109, Drake 69, Cleveland State 55, Bowling Green 52, Texas A&M Corpus Christi 47, Mercer 46, Missouri State 44, Delaware 39, Grand Canyon 39, Montana State 31, Hawaii 28, Towson 28, Stony Brook 26, **Jacksonville State 25**, Little Rock 25, Manhattan 21, **Gardner Webb 19**, James Madison 19, Northern Iowa 19, Buffalo 17, High Point 17, Old Dominion 16, Fairfield 15, Louisiana 13, Northern Illinois 13, Southern Mississippi 13, Wagner 13, UT Martin 12, Yale 7, American 6, Lehigh 6, Cal Baptist 5, UC Santa Barbara 5, Fairleigh Dickinson 4, Western Michigan 4, Holy Cross 3, Charleston 2, **Stetson 1**.

VOTING PANEL: Zenarae Antoine (Texas State), John Barnes (Youngstown State), Carla Berube (Princeton), Bob Boldon (Ohio), Mary Burke (Bryant), Jackie Carson (Furman), Keeshawn Carter-Davenport (New Orleans), Jeff Dow (Incarnate Word), Cindy Fisher (San Diego), Brian Giorgis (Marist), Jennifer Gross (UC Davis), JD Gravina (Western Illinois), Aaron Johnston (South Dakota State), Chris Kielsmeier (Cleveland State), Chad Killinger (Indiana State), Ashley Langford (Stony Brook), Maureen Magarity (Holy Cross), Mike McLoughlin (Penn), Kevin McMillan (UT Martin), Freddie Murray (Grambling), Sahar Nasseneib (Canisius), Jarrod Olson (California Baptist), Sean O'Regan (James Madison), Allison Pohlman (Drake), Tracy Sanders (Southern Utah), Alaura Sharp (Presbyterian), Karl Smesko (FGCU), Seton Soboleski (Idaho State), Todd Starkey (Kent State), Missy Tiber (North Alabama), Larry Vickers (Norfolk State).

Updated: November 1, 2022

ASUN NET RANKINGS

Rank	Prev.	School	Record	R	N	H	Non DI
39	39	FGCU	27-3	9-1	7-0	11-2	3-0
81	72	Liberty	25-5	10-3	2-0	13-2	3-0
152	135	Jacksonville State	22-8	7-7	2-0	13-1	2-0
154	150	Stetson	18-12	8-6	3-2	7-4	2-0
178	182	Austin Peay	18-13	6-7	2-5	10-1	2-0
208	203	North Florida	10-17	5-12	0-0	5-5	3-0
227	221	Jacksonville	12-13	5-9	0-0	7-4	4-0
266	261	North Alabama	10-15	4-9	0-0	6-6	3-1
268	263	Eastern Kentucky	11-16	5-11	0-0	6-5	4-0
275	269	Kennesaw State	8-19	2-11	0-0	6-8	1-0
294	291	Lipscomb	6-20	3-12	0-0	3-8	4-0
325	323	Central Arkansas	6-19	2-11	0-1	4-7	3-0
336	335	Bellarmine	2-24	0-15	0-0	2-9	2-0

Games through: April 3, 2022

AUSTIN PEAY WOMEN'S BASKETBALL

BY THE NUMBERS: GOVS IN STATISTICAL RANKINGS

TEAM STATS (AS OF NOV. 15)

CATEGORY	NCAA	ASUN	VALUE
Assist-Turnover Ratio (349 ranked)	131	8	0.96
Assists/Game (349 ranked)	239	10	11.5
Blocked Shots/Game (343 Ranked)	208	8	2.5
Field-Goal Percentage (349 Ranked)	88	2	45.8
Field-Goal Percentage Defense (349 Ranked)	52	3	32.3
Fouls Per Game (349 Ranked)	112	2	16.5
Free Throw Attempts/Game (349 Ranked)	147	5	19.5
Free-Throw Percentage (349 Ranked)	84	3	74.4
Rebound Margin (349 Ranked)	123	5	+5.5
Rebounds/Game (349 Ranked)	240	10	35.0
Scoring Defense (349 Ranked)	15	2	44.0
Scoring Margin (348 Ranked)	58	2	25.5
Scoring Offense (349 Ranked)	167	8	69.5
Steals/Game (349 Ranked)	108	3	10.0
Three-Point Attempts/Game (145 Ranked)			
Three-point Percentage (349 Ranked)	111	6	34.3
Three-Point Percentage Defense (349 Ranked)	16	2	16.7
Three-Pointers/Game (347 Ranked)	170	10	6.0
Turnover Margin (349 Ranked)	59	2	+7.0
Turnovers Forced/Game (349 Ranked)	134	6	19.0
Turnovers Per Game (349 Ranked)	36	2	12.0
Winning Percentage (281 Ranked)	1	1	1.000

Bold indicates ASUN leader, Blue indicates NCAA leader

INDIVIDUAL STATS (AS OF NOV. 15)

CATEGORY	PLAYER	NCAA	ASUN	VALUE
Ast-TO Ratio (249 Ranked)				
Assists (115 Ranked)				
Assists/Game (249 Ranked)				
Blocked Shots (91 Ranked)				
Blocked Shots/Game (233 Ranked)	Mariah Adams	233	5	1.0
Double-Doubles (34 Ranked)				
Field Goal Attempts (147 Ranked)				
Field-Goal Percentage (221 Ranked)	Yamia Johnson	71	2	63.6
	Mariah Adams	79	3	62.5
Field Goals Made (143 Ranked)				
Free Throw Attempts (149 Ranked)				
Free Throws Made (143 Ranked)	Mariah Adams	133	6	10
Free-Throw Percentage (195 Ranked)	Yamia Johnson	1	1	100
Total Points (181 Ranked)	Yamia Johnson	163	9	40
Minutes Played (150 Ranked)				
Minutes Played/Game (150 Ranked)				
Points/Game (230 Ranked)				
Rebounds (138 Ranked)				
Rebounds/Game (231 Ranked)	Gabby Z. Smalls	160	7	8.0
Steals (96 Ranked)				
Steals/Game (241 Ranked)	Tiya Douglas	173	2	2.5
Three-Point FG Attempted (147 Ranked)				
Three-Point FG Percentage (250 Ranked)	Yamia Johnson	110	7	50.0
Three-Point FG Made (103 Ranked)				
Three-Point FG/Game (204 Ranked)	Yamia Johnson	124	7	2.5

Bold indicates ASUN leader, Blue indicates NCAA leader

RECORD VS. CONFERENCES

2022-23 Opponents' conferences in bold

American East	0-0
American	1-13
ASUN (79-70)	
Bellarmine	1-0
Central Arkansas	1-2
Eastern Kentucky	37-47
Florida Gulf Coast	0-0
Jacksonville	0-0
Jacksonville State	17-13
Kennesaw State	2-2
Liberty	0-0
Lipscomb	21-6
North Florida	0-0
Queens	0-0
Stetson	0-0
Atlantic 10 (6-7)	
Davidson	0-2
ACC (0-19)	
Duke	0-1
Big 10	0-9
Big 12	0-0
Big East	2-6
Big Sky	0-1
Big South (5-0)	
Gardner-Webb	1-0
UNC Asheville	1-0
Big West	0-1
Colonial	1-2
C-USA	16-90
Horizon	6-14
Ivy	1-1
MAAC	1-1
Mid-American	9-15
MEAC	1-2
Mid-South (15-7)	
Cumberland	3-4
Missouri Valley (72-83)	
Illinois Chicago	0-0
Murray State	49-46
Mountain West	0-3
Northeast (0-0)	
Fairleigh Dickinson	0-0
Ohio Valley	233-250
Pac-12	0-1
Patriot	2-3
SEC (3-34)	
Vanderbilt	2-17
Southern (22-45)	
Chattanooga	9-32
Southland	2-0
SWAC	9-4
Summit	1-4
Sun Belt	11-16
West Coast	0-2

AUSTIN PEAY WOMEN'S BASKETBALL

NUMBERS BREAKDOWN

JUMP BALLS CONTROLLED (including OT)

Team	Count
Austin Peay	0
Opponents	2

HOW THE GOVS SCORED FIRST

Method	Count
Free Throw	0
Jumper	0
Tip-in	0
Layup	2
Three-Pointer	0

WHO SCORED FIRST

Player	1st Scorer
Mariah Adams	2

GAMES AS LEADING SCORER

Player	22-23/Career
Yamia Johnson	1/15
Mariah Adams	1/1

GAMES AS LEADING REBOUNDER

Player	22-23/Career
Gabby Zapata Smalls	2/2
Yamia Johnson	1/7
Mariah Adams	1/1

GAMES AS ASSIST LEADER

Player	22-23/Career
Liz Gibbs	1/5
Mahogany Vaught	1/1
Mariah Adams	1/1
Jada Roberson	1/1

DOUBLE-DOUBLES

Player	22-23/Career
Yamia Johnson	/2

DOUBLE-FIGURE SCORING

Player	22-23/Career
Yamia Johnson	2/29
Mariah Adams	2/2
Mahogany Vaught	1/1
Liz Gibbs	/2

20-POINT GAMES

Player	22-23/Career
Yamia Johnson	1/8
Mariah Adams	1/1

30-POINT GAMES

Player	22-23/Career
N/A	

10-REBOUND GAMES

Player	22-23/Career
Yamia Johnson	/2
Gabby Zapata Smalls	1/1

5-ASSIST GAMES

Player	22-23/Career

5+ 3-POINTER GAMES

Player	22-23/Career
Yamia Johnson	1/2

5-STEAL GAMES

Player	22-23/Career
Mahogany Vaught	1/1
Tiya Douglas	1/1

3-BLOCK GAMES

Player	22-23/Career

THE GOVS WHEN...

FIELD GOAL SHOOTING	
APSU higher FG%	2-0
Opponent higher FG%	0-0
Shoot the same	0-0
Opponent shoots 45 percent or better	0-0
Opponent shoots below 45 percent	2-0
APSU shoots 45 percent or better	1-0
APSU shoots below 45 percent	1-0

FREE THROW SHOOTING

APSU attempts more FT	1-0
Opponent attempts more FT	1-0
Same number of FT attempts	0-0
APSU makes more FT	2-0
Opponent makes more FT	0-0
Same number of made FT	0-0

THREE POINT SHOOTING

APSU attempts more 3PT	0-0
Opponent attempts more 3PT	2-0
Same number of 3PT attempts	0-0
APSU makes more 3PT	1-0
Opponent makes more 3PT	1-0
Same number of 3PT made	0-0

REBOUNDING

Out-rebound their opponent	1-0
Out-rebounded by their opponent	1-0
Rebounding is equal	0-0

TURNOVERS

Commit fewer turnovers than opponent	2-0
Commit more turnovers than opponent	0-0
Commit same number of turnovers	0-0

QUARTER / HALFTIME SCORE

Leads after 1Q	1-0
Trails after 1Q	1-0
Tied after 1Q	0-0
Leads at halftime	2-0
Trails at halftime	0-0
Tied at halftime	0-0
Leads after 3Q	2-0
Trails after 3Q	0-0
Tied after 3Q	0-0

OVERTIME GAMES

In Overtime Games	0-0
-------------------	-----

INSIDE THE POINTS

More points off turnovers	2-0
Fewer points off turnovers	0-0
Equal points off turnovers	0-0
More points in the paint	2-0
Fewer points in the paint	0-0
Equal points in the paint	0-0
More second-chance points	2-0
Fewer second-chance points	0-0
Equal second-chance points	0-0
More fast-break points	2-0
Fewer fast-break points	0-0
Equal fast-break points	0-0
More bench points	2-0
Fewer bench points	0-0
Equal bench points	0-0

WHEN GOVERNORS SCORE

Less than 60 points	1-0
60-69 points	0-0
70-79 points	0-0
80-89 points	1-0
90-99 points	0-0
100+ points	0-0

WHEN OPPONENTS SCORE

Less than 60 points	2-0
60-69 points	0-0
70-79 points	0-0
80-89 points	0-0
90-99 points	0-0
100+ points	0-0

RECORD BY JERSEY COLOR

White	1-0
Red	1-0
Black	0-0

RECORD BY MONTH

November	2-0
December	0-0
January	0-0
February	0-0
March	0-0

RECORD BY DAY OF THE WEEK

Monday	1-0
Tuesday	0-0
Wednesday	0-0
Thursday	0-0
Friday	0-0
Saturday	1-0
Sunday	0-0

AUSTIN PEAY WOMEN'S BASKETBALL

SCORING BREAKDOWN

INSIDE THE POINTS

Opponent	POINTS OFF OF						Ties	Lead Changes	W/L	Score	Leads Overcome/Lost
	T/O	2ndCh	Paint	FastB	Bench						
Cumberland	24	11	32	19	54	0	1	W	81-35	Trailed by 1 - 1st-8:02	
Chattanooga	10	7	34	5	22	5	9	W	58-53	Trailed by 3 - 1st-5:41	
Vanderbilt											
Davidson											
Fairleigh Dickinson											
Illinois-Chicago											
Gardner-Webb											
Duke											
Murray State											
UNC Asheville											
Queens											
Kennesaw State											
Stetso											
Jacksonville State											
Kennesaw State											
Central Arkansas											
North Alabama											
Liberty											
Queens											
Bellarmine											
Eastern Kentucky											
North Florida											
Jacksonville											
Stetson											
Florida Gulf Coast											
Lipscomb											
Lipscomb											
Central Arkansas											
Totals	34	18	66	24	76	5	10				
Average/Game	17	18	33	12	38	2.5	1				
Opponent	14	8	48	6	34						
Average/Game	7	4	24	3	17						

PLUS/MINUS REPORT

No.	Player	Minutes	+/-	Season Best
0	Kaiden Glenn	24:57	+21	+20, vs. Cumberland (11/07/22)
1	Mariah Adams	57:59	+32	+28, vs. Cumberland (11/07/22)
2	Jada Roberson	43:10	+48	+41, vs. Cumberland (11/07/22)
3	Anala Nelson	44:59	+7	+9, vs. Cumberland (11/07/22)
4	Mahogany Vaught	29:49	+38	+38, vs. Cumberland (11/07/22)
11	Ashlei Kirven			
14	Ajah Wayne			
22	Shamarre Hale			
23	Briah Hampton			
24	Yamia Johnson	55:03	+51	+44, vs. Cumberland (11/07/22)
25	Tiya Douglas	63:04	+23	+20, vs. Cumberland (11/07/22)
30	Liz Gibbs	45:09	+9	+10, vs. Cumberland (11/07/22)
32	Gabby Zapata Smalls	35:50	+30	+22, vs. Cumberland (11/07/22)
	Team		+51	+46, vs. Cumberland (11/07/22)

AUSTIN PEAY WOMEN'S BASKETBALL

STARTING FIVE SYNOPSIS

GAME-BY-GAME LINEUPS

Opponent (H/A/N)	G	G	G	G/F	F	First Substitution
Cumberland (H)	Mariah Adams	Anala Nelson	Liz Gibbs	Tiya Douglas	Gabby Zapata Smalls	Y. Johnson / M. Vaught
Chattanooga (A)	Mariah Adams	Anala Nelson	Liz Gibbs	Tiya Douglas	Gabby Zapata Smalls	Y. Johnson / J. Roberson
Vanderbilt (A)						
Davidson (N)						
Fairleigh Dickinson (N)						
Illinois-Chicago (N)						
Gardner-Webb (H)						
Duke (A)						
Murray State (A)						
UNC Asheville (H)						
Queens (A)						
Kennesaw State (A)						
Stetson (H)						
Jacksonville State (H)						
Kennesaw State (H)						
Central Arkansas (A)						
North Alabama (A)						
Liberty (H)						
Queens (H)						
Bellarmine (A)						
Eastern Kentucky (A)						
North Florida (H)						
Jacksonville (H)						
Stetson (A)						
Florida Gulf Coast (A)						
Lipscomb (A)						
Lipscomb (H)						
Central Arkansas (H)						

RECORD BY LINEUP

Guard	Guard	Guard	Guard/Forward	Forward	Record
Adams	Nelson	Gibbs	Douglas	Zapata Smalls	2-0

CAREER STARTS

Player	22-23/Car
Kaiden Glenn	0/0
Mariah Adams	2/1
Jada Roberson	0/48
Anala Nelson	2/1
Mahogany Vaught	0/47
Ajah Wayne	0/101
Ashlei Kirven	0/0
Shamarre Hale	0/2
Briah Hampton	0/0
Yamia Johnson	0/43
Tiya Douglas	2/6
Liz Gibbs	2/3
Gabby Zapata Smalls	2/56

Only 4-year colleges count towards career starts

STARTING STREAKS

Player	Current	Long
Mariah Adams	2	2
Tiya Douglas	2	2
Liz Gibbs	2	2
Anala Nelson	2	2
Gabby Zapata Smalls	2	2
Yamia Johnson	--	1
Kaiden Glenn	--	--
Jada Roberson	--	--
Mahogany Vaught	--	--
Ajah Wayne	--	--
Ashlei Kirven	--	--
Shamarre Hale	--	--
Briah Hampton	--	--
Kaiden Glenn	--	--

AUSTIN PEAY WOMEN'S BASKETBALL

RESULTS

	Record	Home	Road	Neutral
ALL GAMES	2-0	1-0	1-0	0-0
CONFERENCE	0-0	0-0	0-0	0-0
NON-CONFERENCE	2-0	1-0	1-0	0-0

Date	Time	Opponent	W/L	Score	Attend.	Points	Rebounds
11/07/22	6:00 pm	CUMBERLAND (TN)	W	81-35	509	(25)Yamia Johnson	(10)Gabby Smalls
11/12/22	7:00 pm	at Chattanooga	W	58-53	1103	(20)Mariah Adams	(6)Gabby Smalls (6)Mariah Adams (6)Yamia Johnson

* - Conference game

Attendance Summary	Games	Totals	Avg./Game
Home	1	509	509
Away	1	1103	1103
Neutral	0	0	0
Total	2	1612	806

AUSTIN PEAY WOMEN'S BASKETBALL

SEASON STATS

AUSTIN PEAY SEASON STATS

##	Player	GP	GS	Min	Avg	---TOTAL---			---3-POINT---			---REBOUNDS---				PF	FO	A	TO	Blk	Stl	Pts	Avg										
						FG	FGA	Pct	3FG	3FGA	Pct	Off	Def	Tot	Avg																		
24	Yamia Johnson	2	0	55	27.5	14	22	.636	5	10	.500	7	71.000	3	8	11	5.5	2	0	1	3	0	1	40	20.0								
01	Mariah Adams	2	2	58	29.0	10	16	.625	1	11.000		10	12	.833	1	7	8	4.0	6	0	5	7	2	2	31	15.5							
04	Mahogany Vaught	1	0	30	30.0	5	9	.556	2	4	.500	2	21.000	0	2	2	2.0	1	0	4	1	0	6	14	14.0								
02	Jada Roberson	2	0	43	21.5	6	15	.400	1	11.000		2	6	.333	0	10	10	5.0	3	0	5	1	0	3	15	7.5							
32	Gabby Smalls	2	2	35	17.5	4	10	.400	0	0	.000	2	21.000	4	12	16	8.0	6	0	0	3	1	0	10	5.0								
03	Anala Nelson	2	2	45	22.5	2	8	.250	1	5	.200	4	6	.667	0	0	0	0.0	5	0	2	3	0	1	9	4.5							
25	Tiya Douglas	2	2	63	31.5	3	11	.273	1	7	.143	1	2	.500	4	5	9	4.5	3	0	0	2	1	5	8	4.0							
00	Kaiden Glenn	2	0	26	13.0	3	8	.375	1	4	.250	0	0	.000	0	3	3	1.5	2	0	2	1	1	2	7	3.5							
30	Liz Gibbs	2	2	45	22.5	2	8	.250	0	3	.000	1	2	.500	3	2	5	2.5	5	0	4	3	0	0	5	2.5							
TM TEAM.....													3	3	6	3.0	0								0							0	
Total.....		2				49	107	.458	12	35	.343	29	39	.744	18	52	70	35.0	33	0	23	24	5	20	139	69.5							
Opponents.....		2				31	96	.323	4	24	.167	22	33	.667	16	43	59	29.5	35	-	12	38	2	13	88	44.0							

SCORE BY PERIODS:	1st	2nd	3rd	4th	Total
Austin Peay	36	37	27	39	139
Opponents	20	18	24	26	88

DEADBALL REBOUNDS:	OFF	DEF	TOTAL
Austin Peay	6	2	8
Opponents	6	1	7

AUSTIN PEAY WOMEN'S BASKETBALL

GAME STATS

AUSTIN PEAY GAME-BY-GAME

Opponent	Date	Score	W/L	----TOTAL----			----3-POINT----			----REBOUNDS----							PF	A	TO	Blk	Stl	Pts	Avg
				FG	FGA	Pct	3FG	3GA	Pct	FT	FTA	Pct	Off	Def	Tot	Avg							
CUMBERLAND (TN)	11/07/22	81-35	W	30	58	.517	11	25	.440	10	14	.714	13	29	42	42.0	15	19	15	3	13	81	81.0
at Chattanooga	11/12/22	58-53	W	19	49	.388	1	10	.100	19	25	.760	5	23	28	35.0	18	4	9	2	7	58	69.5
Austin Peay		139		49	107	.458	12	35	.343	29	39	.744	18	52	70	35.0	33	23	24	5	20	139	69.5
Opponents		88		31	96	.323	4	24	.167	22	33	.667	16	43	59	29.5	35	12	38	2	13	88	44.0

AUSTIN PEAY WOMEN'S BASKETBALL

OPPONENT GAME STATS

OPPONENT GAME-BY-GAME

Opponent	Date	Score	W/L	----TOTAL----			----3-POINT----			----REBOUNDS----													
				FG	FGA	Pct	3FG	3GA	Pct	FT	FTA	Pct	Off	Def	Tot	Avg	PF	A	TO	Blk	Stl	Pts	Avg
CUMBERLAND (TN)	11/07/22	81-35	W	13	49	.265	1	10	.100	8	16	.500	11	17	28	28.0	16	5	21	1	6	35	35.0
at Chattanooga	11/12/22	58-53	W	18	47	.383	3	14	.214	14	17	.824	5	26	31	29.5	19	7	17	1	7	53	44.0
Opponents		88		31	96	.323	4	24	.167	22	33	.667	16	43	59	29.5	35	12	38	2	13	88	44.0
Austin Peay		139		49	107	.458	12	35	.343	29	39	.744	18	52	70	35.0	33	23	24	5	20	139	69.5

AUSTIN PEAY WOMEN'S BASKETBALL

SUPERLATIVES

APSU HIGHS

POINTS	81	CUMBERLAND (TN) (11/07/22)
.....	58	at Chattanooga (11/12/22)
FIELD GOALS MADE.....	30	CUMBERLAND (TN) (11/07/22)
.....	19	at Chattanooga (11/12/22)
FIELD GOAL ATTEMPTS	58	CUMBERLAND (TN) (11/07/22)
.....	49	at Chattanooga (11/12/22)
FIELD GOAL PERCENTAGE517 (30-58)	CUMBERLAND (TN) (11/07/22)
.....	.388 (19-49)	at Chattanooga (11/12/22)
3 PT FIELD GOALS MADE.....	11	CUMBERLAND (TN) (11/07/22)
.....	1	at Chattanooga (11/12/22)
3 PT FG ATTEMPTS	25	CUMBERLAND (TN) (11/07/22)
.....	10	at Chattanooga (11/12/22)
3 PT FG PERCENTAGE440 (11-25)	CUMBERLAND (TN) (11/07/22)
.....	.100 (1-10)	at Chattanooga (11/12/22)
FREE THROWS MADE.....	19	at Chattanooga (11/12/22)
.....	10	CUMBERLAND (TN) (11/07/22)
FREE THROW ATTEMPTS	25	at Chattanooga (11/12/22)
.....	14	CUMBERLAND (TN) (11/07/22)
FREE THROW PERCENTAGE760 (19-25)	at Chattanooga (11/12/22)
.....	.714 (10-14)	CUMBERLAND (TN) (11/07/22)
REBOUNDS.....	42	CUMBERLAND (TN) (11/07/22)
.....	28	at Chattanooga (11/12/22)
ASSISTS.....	19	CUMBERLAND (TN) (11/07/22)
.....	4	at Chattanooga (11/12/22)
STEALS	13	CUMBERLAND (TN) (11/07/22)
.....	7	at Chattanooga (11/12/22)
BLOCKED SHOTS	3	CUMBERLAND (TN) (11/07/22)
.....	2	at Chattanooga (11/12/22)
TURNOVERS.....	15	CUMBERLAND (TN) (11/07/22)
.....	9	at Chattanooga (11/12/22)
FOULS.....	18	at Chattanooga (11/12/22)
.....	15	CUMBERLAND (TN) (11/07/22)

APSU LOWS

POINTS	58	at Chattanooga (11/12/22)
.....	81	CUMBERLAND (TN) (11/07/22)
FIELD GOALS MADE.....	19	at Chattanooga (11/12/22)
.....	30	CUMBERLAND (TN) (11/07/22)
FIELD GOAL ATTEMPTS	49	at Chattanooga (11/12/22)
.....	58	CUMBERLAND (TN) (11/07/22)
FIELD GOAL PERCENTAGE388 (19-49)	at Chattanooga (11/12/22)
.....	.517 (30-58)	CUMBERLAND (TN) (11/07/22)
3 PT FIELD GOALS MADE.....	1	at Chattanooga (11/12/22)
.....	11	CUMBERLAND (TN) (11/07/22)
3 PT FG ATTEMPTS	10	at Chattanooga (11/12/22)
.....	25	CUMBERLAND (TN) (11/07/22)
3 PT FG PERCENTAGE100 (1-10)	at Chattanooga (11/12/22)
.....	.440 (11-25)	CUMBERLAND (TN) (11/07/22)
FREE THROWS MADE.....	10	CUMBERLAND (TN) (11/07/22)
.....	19	at Chattanooga (11/12/22)
FREE THROW ATTEMPTS	14	CUMBERLAND (TN) (11/07/22)
.....	25	at Chattanooga (11/12/22)
FREE THROW PERCENTAGE714 (10-14)	CUMBERLAND (TN) (11/07/22)
.....	.760 (19-25)	at Chattanooga (11/12/22)
REBOUNDS.....	28	at Chattanooga (11/12/22)
.....	42	CUMBERLAND (TN) (11/07/22)
ASSISTS.....	4	at Chattanooga (11/12/22)
.....	19	CUMBERLAND (TN) (11/07/22)
STEALS	7	at Chattanooga (11/12/22)
.....	13	CUMBERLAND (TN) (11/07/22)
BLOCKED SHOTS	2	at Chattanooga (11/12/22)
.....	3	CUMBERLAND (TN) (11/07/22)
TURNOVERS.....	9	at Chattanooga (11/12/22)
.....	15	CUMBERLAND (TN) (11/07/22)
FOULS.....	15	CUMBERLAND (TN) (11/07/22)
.....	18	at Chattanooga (11/12/22)

OPPONENT HIGHS

POINTS	53	at Chattanooga (11/12/22)
.....	35	CUMBERLAND (TN) (11/07/22)
FIELD GOALS MADE.....	18	at Chattanooga (11/12/22)
.....	13	CUMBERLAND (TN) (11/07/22)
FIELD GOAL ATTEMPTS	49	CUMBERLAND (TN) (11/07/22)
.....	47	at Chattanooga (11/12/22)
FIELD GOAL PERCENTAGE383 (18-47)	at Chattanooga (11/12/22)
.....	.265 (13-49)	CUMBERLAND (TN) (11/07/22)
3 PT FIELD GOALS MADE.....	3	at Chattanooga (11/12/22)
.....	1	CUMBERLAND (TN) (11/07/22)
3 PT FG ATTEMPTS	14	at Chattanooga (11/12/22)
.....	10	CUMBERLAND (TN) (11/07/22)
3 PT FG PERCENTAGE214 (3-14)	at Chattanooga (11/12/22)
.....	.100 (1-10)	CUMBERLAND (TN) (11/07/22)
FREE THROWS MADE.....	14	at Chattanooga (11/12/22)
.....	8	CUMBERLAND (TN) (11/07/22)
FREE THROW ATTEMPTS	17	at Chattanooga (11/12/22)
.....	16	CUMBERLAND (TN) (11/07/22)
FREE THROW PERCENTAGE824 (14-17)	at Chattanooga (11/12/22)
.....	.500 (8-16)	CUMBERLAND (TN) (11/07/22)
REBOUNDS.....	31	at Chattanooga (11/12/22)
.....	28	CUMBERLAND (TN) (11/07/22)
ASSISTS.....	7	at Chattanooga (11/12/22)
.....	5	CUMBERLAND (TN) (11/07/22)
STEALS	7	at Chattanooga (11/12/22)
.....	6	CUMBERLAND (TN) (11/07/22)
BLOCKED SHOTS	1	at Chattanooga (11/12/22)
.....	1	CUMBERLAND (TN) (11/07/22)
TURNOVERS.....	21	CUMBERLAND (TN) (11/07/22)
.....	17	at Chattanooga (11/12/22)
FOULS.....	19	at Chattanooga (11/12/22)
.....	16	CUMBERLAND (TN) (11/07/22)

OPPONENT LOWS

POINTS	35	CUMBERLAND (TN) (11/07/22)
.....	53	at Chattanooga (11/12/22)
FIELD GOALS MADE.....	13	CUMBERLAND (TN) (11/07/22)
.....	18	at Chattanooga (11/12/22)
FIELD GOAL ATTEMPTS	47	at Chattanooga (11/12/22)
.....	49	CUMBERLAND (TN) (11/07/22)
FIELD GOAL PERCENTAGE265 (13-49)	CUMBERLAND (TN) (11/07/22)
.....	.383 (18-47)	at Chattanooga (11/12/22)
3 PT FIELD GOALS MADE.....	1	CUMBERLAND (TN) (11/07/22)
.....	3	at Chattanooga (11/12/22)
3 PT FG ATTEMPTS	10	CUMBERLAND (TN) (11/07/22)
.....	14	at Chattanooga (11/12/22)
3 PT FG PERCENTAGE100 (1-10)	CUMBERLAND (TN) (11/07/22)
.....	.214 (3-14)	at Chattanooga (11/12/22)
FREE THROWS MADE.....	8	CUMBERLAND (TN) (11/07/22)
.....	14	at Chattanooga (11/12/22)
FREE THROW ATTEMPTS	16	CUMBERLAND (TN) (11/07/22)
.....	17	at Chattanooga (11/12/22)
FREE THROW PERCENTAGE500 (8-16)	CUMBERLAND (TN) (11/07/22)
.....	.824 (14-17)	at Chattanooga (11/12/22)
REBOUNDS.....	28	CUMBERLAND (TN) (11/07/22)
.....	31	at Chattanooga (11/12/22)
ASSISTS.....	5	CUMBERLAND (TN) (11/07/22)
.....	7	at Chattanooga (11/12/22)
STEALS	6	CUMBERLAND (TN) (11/07/22)
.....	7	at Chattanooga (11/12/22)
BLOCKED SHOTS	1	CUMBERLAND (TN) (11/07/22)
.....	1	at Chattanooga (11/12/22)
TURNOVERS.....	17	at Chattanooga (11/12/22)
.....	21	CUMBERLAND (TN) (11/07/22)
FOULS.....	16	CUMBERLAND (TN) (11/07/22)
.....	19	at Chattanooga (11/12/22)

AUSTIN PEAY WOMEN'S BASKETBALL

TV/RADIO CHART



0 • Kaiden Glenn
5-10, So., G
Ypsilanti, Mich.
Arbor Preparatory HS



1 • Mariah Adams
5-10, Grad., G
Little Rock, Ark.
Old Dominion



2 • Jada Roberson
5-6, Sr., G
Indianapolis, Ind.
Wright State



3 • Anala Nelson
5-6, Fr., G
Columbia, S.C.
Lower Richland HS



4 • Mahogany Vaught
5-5, Gr., G
Olive Branch, Miss.
South Alabama



14 • Ajah Wayne
5-8, Gr., G/F
Birmingham, Ala.
Old Dominion




15 • Ashlei Kirven
6-1, Sr., F/C
Beaumont, Texas
Butler CC



21 • Shamarre Hale
6-1, Gr., C
Chicago, Ill.
Wright State



23 • Briah Hampton
5-10, Fr., F
Memphis, Tenn.
Arlington HS




24 • Yamia Johnson
5-11, Gr., G
Lexington, S.C.
Jacksonville State



25 • Tiya Douglas
5-7, Sr., G
Fort Smith, Ark.
Ole Miss



30 • Liz Gibbs
5-6, Sr., G
Atlanta, Ga.
Gulf Coast State



32 • Gabby Smalls
5-10, Sr., F
Brown Mills, N.J.
St. Joseph's (PA)



Brittany Young
Head Coach
Second season



Eryc Pittman
Assistant Coach
Second season



Nicole Razor
Assistant Coach
Second season



Tad Wedel
Assistant Coach
Second season

BRITTANY YOUNG

Position: Head Coach • Alma Mater: Francis Marion, 2008
 Experience: 2nd Season at Austin Peay Career Record: 22-13

Brittany Young enters her second year as the Austin Peay State University head women's basketball coach after being named the 12th head coach in program history, March 19, 2021.

Young led Austin Peay to a 20-13 overall record and 11-7 mark in Ohio Valley Conference play in her first year as a head coach, becoming the fourth coach in program history to lead Austin Peay to a 20-win season and just the second coach to win 20 games in their debut season, joining Andy Blackston (2003-04).

Young earned her first-career win in a 78-49 victory against Pikeville Nov. 12, 2021, in the Winfield Dunn Center. Later in her inaugural season, she led APSU to its first OVC Tournament victory since 2012 following a 67-52 win against Tennessee State, joining Blackston as the second coach in program history to win their tournament debut.

After leading Austin Peay to the semifinals of the OVC Tournament, Young led the Governors to their first postseason victory in program history in a 73-59 win against Furman in the Women's Basketball Invitational, March 19, 2022.

Under Young's tutelage, Yamia Johnson and Karle Pace became the first Austin Peay duo to receive First Team All-OVC honors in the same season since Gerlonda Hardin and Ashley Haynes in 2003-04.

Young took over the Austin Peay women's basketball program after a season as assistant coach and recruiting coordinator at Mississippi State. In her season with the Bulldogs, she helped sign KN'isha Godfrey, a four-star rated recruit by espnW and the No. 8 point guard in the country to aid the program's rebuilding process.

When Mississippi State head coach Nikki McCray-Penson moved to Starkville after three seasons at Old Dominion, Young joined her. The pair led a successful three-season turn at Old Dominion where they helped the program reach its first postseason appearance since 2015 amidst back-to-back 20-win campaigns.

In Young's second year in Norfolk, Old Dominion boasted the seventh-youngest roster in the country after signing nine athletes during their first season. Despite the youth movement, the Monarchs posted a 13-win improvement from an 8-23 season to a 21-11 record in 2018-19. That 12½-game improvement was sixth-best among Division I teams and ODU qualified for the Postseason WNIT. Ajah Wayne, a member of a nine-player recruiting class, was named to both the Conference USA All-Freshman Team and All-Defensive Team.

The following season, ODU rolled to a 24-6 record and finished second in Conference USA. The Monarchs were a potential at-large team (ranked No. 33 in RPI) before the Conference USA and NCAA Tournaments were canceled due to the COVID-19 pandemic. Three ODU athletes earned All-Conference USA honors and guard Aziah Hudson was named the league's Sixth Player of the Year.

Before joining McCray-Penson the past four seasons, Young spent two seasons as assistant coach at Stetson. She helped the Hatters back-to-back 20-win campaigns: a 20-12 mark in 2015-16 and a 26-7 record in 2016-17 that included a 13-1 conference record to win the Atlantic Sun regular-season title. Stetson qualified for national postseason play each season, participating in the 2016 Women's Basketball Invitational and the 2017 Postseason WNIT.

Young's first full-time coaching position was at Daytona State College (2013-15). She was the program's recruiting coordinator, director of player development, director of operations, academic coordinator, and strength and conditioning liaison. The Falcons improved from 11-17 in 2013-14 to 23-8 in 2014-15, winning a share of the Mid-Florida Conference title.

Following her playing career, Young was a graduate assistant at South Carolina under Dawn Staley. During her two seasons at South Carolina (2011-13), the nationally-ranked Gamecocks twice earned a berth to the NCAA Tournament. She obtained her master's degree in Sport and Entertainment Management from South Carolina in 2013.



BRITTANY YOUNG YEAR-BY-YEAR

Year	School	Overall		Conference Season			Conference	Postseason	Notes/Awards
		Record	Pct.	Record	Pct.	Finish	Tourney Finish		
2015-16	Stetson	20-12	.625	9-5	.643	4th	1-1, semis	WBI; 1-1, quarters	First season as DI Assistant Coach
2016-17	Stetson	26-7	.788	13-1	.929	1st	2-1, runner up	WNIT; 0-1, first round	ASUN Regular-Season Championship
2017-18	Old Dominion	8-23	.258	6-10	.375	T-10th	0-1, first round		
2018-19	Old Dominion	21-11	.656	10-6	.625	T-5th	1-1, quarters	WNIT; 0-1, first round	
2019-20	Old Dominion	24-6	.800	14-4	.778	T-2nd			Tournament halted due to COVID-19
2020-21	Mississippi State	10-9	.526	5-7	.417	9th	0-1, second round		
2021-22	Austin Peay	20-13	.625	11-7	.611				1st-year HC/12th HC in ASPU History
2022-23	Austin Peay	2-0	1.000	0-0	.000				Inaugural ASUN Season
APSU	Second Season	22-13	.700	11-7	.611				

NOTE: Years as Assistant Coach in italics.

AUSTIN PEAY WOMEN'S BASKETBALL

BRITTANY BY THE NUMBERS

The Basics	22-23	ALL	When the Govs Score	22-23	ALL	Inside the Points	22-23	ALL
Overall	2-0	22-13	Less than 60 points	1-0	2-7	More points off turnovers	2-0	17-6
Home	1-0	13-1	60-69 points	0-0	5-6	Less points off turnovers	0-0	5-7
Road	1-0	7-7	70-79 points	0-0	14-0	Equal points off turnovers	0-0	0-0
Neutral	0-0	2-5	80-89 points	1-0	1-0	More points in the paint	2-0	17-2
ASUN	0-0	0-0	90-99 points	0-0	0-0	Less points in the paint	0-0	4-10
OVC	0-0	11-7	100+ points	0-0	0-0	Equal points in the paint	0-0	1-1
November	2-0	5-3	When Opponents Score	22-23	ALL	More second-chance points	2-0	13-7
December	0-0	4-1	Less than 60 points	2-0	13-1	Less second-chance points	0-0	9-3
January	0-0	6-2	60-69 points	0-0	8-9	Equal second-chance points	0-0	0-3
February	0-0	5-4	70-79 points	0-0	1-3	More fast-break points	2-0	16-4
March	0-0	2-3	80-89 points	0-0	0-0	Less fast-break points	0-0	6-7
Monday	1-0	2-1	90-99 points	0-0	0-0	Equal fast-break points	0-0	0-2
Tuesday	0-0	2-1	100+ points	0-0	0-0	More bench points	2-0	20-11
Wednesday	0-0	0-1	Field-Goal Shooting	22-23	ALL	Less bench points	0-0	2-0
Thursday	0-0	5-3	Outshoot opponent	2-0	20-4	Equal bench points	0-0	0-2
Friday	0-0	1-3	Outshot by opponent	0-0	2-9	Player Specific	22-23	ALL
Saturday	1-0	11-3	Shoot the same	0-0	0-0	Yamia Johnson 15+ points	2-0	16-5
Sunday	0-0	1-1	Opponent shoots 45% or better	0-0	4-8	Yamia Johnson 20+ points	1-0	5-3
vs. Mid-Major Top-25	0-0	1-2	Opponent shoots below 45%	2-0	18-5	Yamia Johnson 25+ points	1-0	3-1
vs. WBCA Top-25	0-0	0-0	APSU shoots 45% or better	1-0	15-5			
Conference Tournament	0-0	1-1	APSU shoots below 45%	1-0	7-7			
Women's Basketball Invitational	0-0	1-2	Free-Throw Shooting	22-23	ALL			
NCAA Tournament	0-0	0-0	Attempt more FT than opponent	1-0	13-4			
			Attempt fewer FT than opponent	1-0	7-9			
Getting Started	22-23	ALL	Attempt the same number of FT	0-0	2-0			
Win the opening jump ball	0-0	13-7	Make more FT than opponent	2-0	14-4			
Lose the opening jump ball	2-0	9-6	Make fewer FT than opponent	0-0	6-9			
Govs score first	0-0	14-5	Make the same number of FT	0-0	2-0			
Opponent scores first	0-0	6-8	Three-Point Shooting	22-23	ALL			
Time of Game	22-23	ALL	Attempt more 3PT than opponent	0-0	10-9			
Leading after 1st quarter	1-0	16-4	Attempt fewer 3PT than opponent	2-0	11-4			
Trailing after 1st quarter	1-0	4-8	Attempt the same number of 3PT	0-0	1-0			
Tied after 1st quarter	0-0	2-1	Make more 3PT than opponent	1-0	14-7			
Leading at Halftime	2-0	20-2	Make fewer 3PT than opponent	1-0	7-5			
Tied at Halftime	0-0	0-0	Make the same number of 3PT	0-0	1-1			
Trailing at Halftime	0-0	2-11	Rebounding	22-23	ALL			
Leading after 3rd quarter	2-0	20-3	Out-rebound opponent	1-0	13-4			
Tied after the 3rd quarter	0-0	0-0	Out-rebounded by opponent	1-0	9-7			
Trailing after the 3rd quarter	0-0	2-10	Rebounding is equal	0-0	0-2			
Wire-to-Wire wins (never trailed)	0-0	8	Turnovers	22-23	ALL			
Wins in final minute of regulation	0-0	1	Commit fewer turnovers	2-0	15-4			
Losses in final minute of regulation	0-0	0	Commit more turnovers	0-0	5-9			
Wins in final minute of OT	0-0	1	Turnovers are equal	0-0	2-0			
Losses in final minute of OT	0-0	0						
Overtime	22-23	ALL						
Overtime games	0-0	1-1						
Win the OT jump ball	0-0	0-1						
Lose the OT jump ball	0-0	1-0						

AUSTIN PEAY WOMEN'S BASKETBALL

🐦: @kaiden_glenn | 📷: @kaiden.glenn | NICKNAME: KG



KAIDEN GLENN

5-10 | Sophomore | Guard
Ypsilanti, Michigan | Arbor Preparatory HS



CAREER BESTS

Points: 7, Cumberland (11/07/22)
Rebounds: 3, Cumberland (11/07/22)
Assists: 2, Cumberland (11/07/22)
Steals: 2, Cumberland (11/07/22)
Blocks: 1, Cumberland (11/07/22)

FG made: 3, Cumberland (11/07/22)
FG attempts: 9, UT Southern (12/21/21)
3FG made: 1, Cumberland (11/07/22)
3FG attempts: 4, UT Southern (12/21/21)
FT made:
FT attempts:

PLAYER NOTES

- Logged 17 minutes in the season opener against Cumberland (11/7) and setting a career-best in points with seven.
- Made six appearances and averaged 6.0 minutes per game during her freshman season.
- Made her collegiate debut against UNC Asheville (12/16/21), scoring two points, grabbing one rebound and recording one steal.
- Played a season-high 21 minutes and scored her first-career three-pointer en route to a season-best five points against UT Southern (12/21/21).
- Averaged 12 points, 5 rebounds, 3.5 assists and 3 steals per game in her senior season at Arbor Prep High School.
- Was named to the BCAM All-State Team in her junior and senior seasons.

2022-23 GAME-BY-GAME STATISTICS

Opponent	Date	GS	Min	FG	FGA	Pct	3FG	FGA	Pct	FT	FTA	Pct	Off	Def	Tot	Avg	PF	FO	A	TO	Blk	Stl	Pts	Avg
CUMBERLAND (TN)	11/07/22		17	3	5	.600	1	2	.500	0	0	.000	0	3	3	3.0	2	0	2	1	1	2	7	7.0
at Chattanooga	11/12/22		9	0	3	.000	0	2	.000	0	0	.000	0	0	0	1.5	0	0	0	0	0	0	0	3.5
at Vanderbilt	11/17/22																							
Davidson	11/21/22																							
Fairleigh Dickinson	11/22/22																							
Illinois-Chicago	11/23/22																							
Gardner-Webb	12/01/22																							
at Duke	12/08/22																							
at Murray State	12/13/22																							
UNC Asheville	12/21/22																							
at Queens	01/02/23																							
at Kennesaw State	01/05/23																							
Stetson	01/07/23																							
Jacksonville State	01/12/23																							
Kennesaw State	01/14/23																							
at Central Arkansas	01/19/23																							
at North Alabama	01/21/23																							
Liberty	01/26/23																							
Queens	01/28/23																							
at Bellarmine	02/02/23																							
at Eastern Kentucky	02/04/23																							
North Florida	02/09/23																							
Jacksonville	02/11/23																							
at Stetson	02/16/23																							
at Florida Gulf Coast	02/18/23																							
at Lipscomb	02/23/23																							
Lipscomb	02/25/23																							
Central Arkansas	03/01/23																							

Totals

CAREER STATISTICS

Season	GP	GS	Minutes		Totals			3-Point			Free-Throws			Rebounds				PF	FO	AST	TO	BLK	STL	PTS	AVG
			MIN	AVG	FG	FGA	PCT	FG	FGA	PCT	FT	FTA	PCT	OFF	DEF	TOT	AVG								
2021-22	6	0	36	6.0	4	11	.364	1	4	.250	0	0	.000	0	5	5	0.8	1	0	0	1	1	1	9	1.5
2022-23	2	0	16	13.0	3	8	.375	1	4	.245	0	0	0.00	0	3	3	1.5	2	0	2	1	1	2	7	3.5
Total	8	0	53	7.6	7	19	.368	2	8	.333	0	0	.000	0	8	8	1.0	3	0	2	2	2	3	16	2.3

AUSTIN PEAY WOMEN'S BASKETBALL

🐦: @mariahadams_ | 📷: @mariahadams_ | NICKNAME: Snoop

1

MARIAH ADAMS

5-10 | Graduate Student | Guard

Little Rock, Arkansas | eStem Public Charter School | Old Dominion



CAREER BESTS

Points: 24, at Charlotte (02/13/21)*

Rebounds: 9, at Charlotte (02/13/21)*

Assists: 9, at Florida Atlantic (02/24/22)*

Steals: 6, at Temple (12/22/21)*

Blocks: 2, at Charlotte (02/13/21)*

* - Previous four-year college stats via ncaa.org

FG made: 10, at Charlotte (02/13/21)*

FG attempts: 20, at Charlotte (02/13/21)*

3FG made: 4, at Charlotte (02/13/21)*

3FG attempts: 5, Charlotte (01/26/22)*

FT made: 8, at Chattanooga (11/12/22)

FT attempts: 10, at Chattanooga (11/12/22)

PLAYER NOTES

- Led APSU with 20 points in a 58-53 win against Chattanooga (11/12), while making a career-best eight free throws.
- Logged 18 minutes in her first start for APSU in the season opener against Cumberland (11/7) and led APSU with a .800 field-goal percentage in the win.
- Spent the last four seasons at Old Dominion where she started in 59 of 116 games, including 56 of 59 in her junior and senior seasons.
- Averaged 6.3 points and 4.6 assists during her senior season in Norfolk, Virginia.
- Her 4.6 assists last year were second in Conference USA last season, while her 1.9 steals were seventh in the league.
- Has had 5-or-more assists 27 times in the last two seasons.

2022-23 GAME-BY-GAME STATISTICS

Opponent	Date	GS	Min	FG	FGA	Pct	3FG	FGA	Pct	FT	FTA	Pct	Off	Def	Tot	Avg	PF	FO	A	TO	Blk	Stl	Pts	Avg
CUMBERLAND (TN)	11/07/22	*	18	4	5	.800	1	1	1.00	2	2	1.00	0	2	2	2.0	3	0	2	3	0	1	11	11.0
at Chattanooga	11/12/22	*	40	6	11	.545	0	0	.000	8	10	.800	1	5	6	4.0	3	0	3	4	2	1	20	15.5
at Vanderbilt	11/17/22																							
Davidson	11/21/22																							
Fairleigh Dickinson	11/22/22																							
Illinois-Chicago	11/23/22																							
Gardner-Webb	12/01/22																							
at Duke	12/08/22																							
at Murray State	12/13/22																							
UNC Asheville	12/21/22																							
at Queens	01/02/23																							
at Kennesaw State	01/05/23																							
Stetson	01/07/23																							
Jacksonville State	01/12/23																							
Kennesaw State	01/14/23																							
at Central Arkansas	01/19/23																							
at North Alabama	01/21/23																							
Liberty	01/26/23																							
Queens	01/28/23																							
at Bellarmine	02/02/23																							
at Eastern Kentucky	02/04/23																							
North Florida	02/09/23																							
Jacksonville	02/11/23																							
at Stetson	02/16/23																							
at Florida Gulf Coast	02/18/23																							
at Lipscomb	02/23/23																							
Lipscomb	02/25/23																							
Central Arkansas	03/01/23																							
Totals																								

CAREER STATISTICS

Season	GP	GS	Minutes		Totals			3-Point			Free-Throws			Rebounds											
			MIN	AVG	FG	FGA	PCT	FG	FGA	PCT	FT	FTA	PCT	OFF	DEF	TOT	AVG	PF	FO	AST	TO	BLK	STL	PTS	AVG
2018-19*	32	4	741	23.2	52	168	.310	22	90	.244	29	39	.744	19	74	93	2.9	71	1	60	43	7	24	155	4.8
2019-20*	28	2	656	23.4	62	156	.397	13	50	.260	29	39	.744	28	71	99	3.5	52	0	62	52	7	28	166	5.9
2020-21*	24	24	769	32.0	79	203	.389	15	41	.366	29	40	.725	29	70	99	4.1	66	2	96	54	9	30	202	8.4
2021-22*	32	29	1036	32.4	76	210	.362	8	50	.160	43	55	.782	17	78	95	3.0	82	1	146	89	4	62	203	6.3
2022-23	2	2	58	29.0	10	16	.625	1	1	0.5	10	12	0.83	1	7	8	4.0	6	0	5	7	2	2	20	15.5
Total	118	62	3260	27.6	279	753	.371	59	232	.251	140	185	.757	94	300	394	3.3	277	4	369	245	29	146	757	6.4

2

JADA ROBERSON

5-6 | Senior | Guard

Indianapolis, Indiana | Pike High School | Wright State



CAREER BESTS

Points: 27, at Robert Morris (02/18/22)*

Rebounds: 13, Oakland (12/20/20)*

Assists: 7, Lake Erie (12/15/21)*

Steals: 5, Milwaukee (11/18/21)*

Blocks: 2, at Dayton (12/31/21)*

* - Previous four-year college stats via ncaa.org

FG made: 11, at Robert Morris (02/18/22)*

FG attempts: 22, Northern Kentucky (01/22/22)*

3FG made: 3, Lake Erie (12/15/21)*

3FG attempts: 7, at Oakland (03/01/22)*

FT made: 8, at Bradley (11/09/21)*

FT attempts: 8, at Bradley (11/09/21)*

PLAYER NOTES

- Grabbed eight rebounds and dished out a team-high four assists in the season opener against Cumberland (11/7) in her game at Austin Peay.
- An all-around talent, Jada Roberson spent the last three seasons at Wright State where she started 48 of 80 games.
- Averaged 13.7 points per game last season after averaging 6.8 points across her freshman and sophomore seasons.
- Set career-best marks in rebounds (126), assists (58), field goals made (123), three-pointers made (18), made free throws (50) and steals (55) as a junior .
- Led Wright State in offensive rebounds per game (2.8) and total steals last season.
- Her 55 steals were 46th in Division I in 2021-22 and second in the Horizon League.
- Her 126 rebounds last season were the second-most among Horizon League guards.
- Averaged 12.5 points, 4.2 rebounds and 2.6 steals per game at Pike High School.

2022-23 GAME-BY-GAME STATISTICS

Opponent	Date	GS	Min	FG	FGA	Pct	3FG	FGA	Pct	FT	FTA	Pct	Off	Def	Tot	Avg	PF	FO	A	TO	Blk	Stl	Pts	Avg
CUMBERLAND (TN)	11/07/22	24	3	7	.429	1	1	1.00	1	4	.250	0	8	8	8.0	0	0	4	1	0	2	8	8.0	
at Chattanooga	11/12/22	19	3	8	.375	0	0	.000	1	2	.500	0	2	2	5.0	3	0	1	0	0	1	7	7.5	
at Vanderbilt	11/17/22																							
Davidson	11/21/22																							
Fairleigh Dickinson	11/22/22																							
Illinois-Chicago	11/23/22																							
Gardner-Webb	12/01/22																							
at Duke	12/08/22																							
at Murray State	12/13/22																							
UNC Asheville	12/21/22																							
at Queens	01/02/23																							
at Kennesaw State	01/05/23																							
Stetson	01/07/23																							
Jacksonville State	01/12/23																							
Kennesaw State	01/14/23																							
at Central Arkansas	01/19/23																							
at North Alabama	01/21/23																							
Liberty	01/26/23																							
Queens	01/28/23																							
at Bellarmine	02/02/23																							
at Eastern Kentucky	02/04/23																							
North Florida	02/09/23																							
Jacksonville	02/11/23																							
at Stetson	02/16/23																							
at Florida Gulf Coast	02/18/23																							
at Lipscomb	02/23/23																							
Lipscomb	02/25/23																							
Central Arkansas	03/01/23																							
Totals																								

CAREER STATISTICS

Season	GP	GS	Minutes		Totals			3-Point			Free-Throws			Rebounds											
			MIN	AVG	FG	FGA	PCT	FG	FGA	PCT	FT	FTA	PCT	OFF	DEF	TOT	AVG	PF	FO	AST	TO	BLK	STL	PTS	AVG
2019-20*	31	0	575	18.5	80	185	.432	3	13	.231	43	58	.741	44	67	111	3.6	73	5	50	63	8	29	206	6.6
2020-21*	26	26	638	24.5	67	220	.305	5	31	.161	41	60	.683	43	65	108	4.2	53	0	35	38	1	34	180	6.9
2021-22*	23	22	705	30.7	123	343	.359	18	79	.228	50	77	.649	64	82	146	6.3	66	1	58	61	7	55	314	13.7
2022-23	2	0	43	21.5	6	15	.429	1	1	1.00	2	6	.250	0	10	10	5.0	3	0	5	1	0	3	15	7.5
Total	82	48	1961	24.0	276	763	.362	27	124	.218	136	201	.677	151	224	375	4.6	195	6	148	163	16	121	708	8.6

AUSTIN PEAY WOMEN'S BASKETBALL

🐦: @AnalaNelson2022 | 📷: @analariiii | NICKNAME: Nala

3

ANALA NELSON

5-6 | Freshman | Guard

Columbia, South Carolina | Lower Richland High School



CAREER BESTS

Points: 7, at Chattanooga (11/12/22)

Rebounds:

Assists: 2, Cumberland (11/07/22)

Steals: 1, Cumberland (11/07/22)

Blocks:

FG made: 1, Cumberland (11/07/22)

FG attempts: 4, at Chattanooga (11/12/22)

3FG made: 1, at Chattanooga (11/12/22)

3FG attempts: 1, Cumberland (11/07/22)

FT made: 4, at Chattanooga (11/12/22)

FT attempts: 6, at Chattanooga (11/12/22)

PLAYER NOTES

- Started in her collegiate debut against Cumberland (11/7), logging 18 minutes in a two-point, two-assist outing against the Phoenix.
- Began playing for Lower Richlands High School girl's varsity team in the eighth grade.
- Averaged 14.4 points, 4.7 rebounds, 2.9 assists and 3.4 steals per game in her prep career.
- Named a South Carolina Basketball Coaches Association All-State selection following her sophomore, junior and senior seasons.
- Ranked the No. 4 player in South Carolina for the class of 2022 by SC Prep Girls Hoops.

2022-23 GAME-BY-GAME STATISTICS

Opponent	Date	GS	Min	FG	FGA	Pct	3FG	FGA	Pct	FT	FTA	Pct	Off	Def	Tot	Avg	PF	FO	A	TO	Blk	Stl	Pts	Avg
CUMBERLAND (TN)	11/07/22	*	18	1	4	.250	0	1	.000	0	0	.000	0	0	0	0.0	3	0	2	1	0	1	2	2.0
at Chattanooga	11/12/22	*	27	1	4	.250	1	4	.250	4	6	.667	0	0	0	0.0	2	0	0	2	0	0	7	4.5
at Vanderbilt	11/17/22																							
Davidson	11/21/22																							
Fairleigh Dickinson	11/22/22																							
Illinois-Chicago	11/23/22																							
Gardner-Webb	12/01/22																							
at Duke	12/08/22																							
at Murray State	12/13/22																							
UNC Asheville	12/21/22																							
at Queens	01/02/23																							
at Kennesaw State	01/05/23																							
Stetson	01/07/23																							
Jacksonville State	01/12/23																							
Kennesaw State	01/14/23																							
at Central Arkansas	01/19/23																							
at North Alabama	01/21/23																							
Liberty	01/26/23																							
Queens	01/28/23																							
at Bellarmine	02/02/23																							
at Eastern Kentucky	02/04/23																							
North Florida	02/09/23																							
Jacksonville	02/11/23																							
at Stetson	02/16/23																							
at Florida Gulf Coast	02/18/23																							
at Lipscomb	02/23/23																							
Lipscomb	02/25/23																							
Central Arkansas	03/01/23																							
Totals																								

CAREER STATISTICS

Season	GP	GS	Minutes		Totals			3-Point			Free-Throws			Rebounds					PF	FO	AST	TO	BLK	STL	PTS	AVG
			MIN	AVG	FG	FGA	PCT	FG	FGA	PCT	FT	FTA	PCT	OFF	DEF	TOT	AVG									
2022-23	2	2	35	17.5	2	8	.250	1	4	.250	4	6	.667	0	0	0	0.0	5	0	2	3	0	1	9	4.5	
Total	2	2	35	17.5	2	8	.250	1	4	.250	4	6	.667	0	0	0	0.0	5	0	2	3	0	1	9	4.5	

AUSTIN PEAY WOMEN'S BASKETBALL

🐦: @MahoganyV4_ | 📷: @ohthatsmahogany_ | NICKNAME: G

4

MAHOGANY VAUGHT

5-5 | Graduate Student | Guard

Olive Branch, Mississippi | Olive Branch High School | South Alabama



CAREER BESTS

Points: 22, Arkansas State (01/20/22)*

Rebounds: 11, at Georgia State (01/27/22)*

Assists: 7, La.-Monroe (01/13/22)*

Steals: 8, at Auburn (12/13/20)*

Blocks: 1, at App. State (02/26/22)*

* - Previous four-year college stats via ncaa.org

FG made: 9, Arkansas State (01/20/22)*

FG attempts: 18, Mobile (11/09/21)*

3FG made: 4, at Coastal Carolina (02/24/22)*

3FG attempts: 7, Troy (02/05/22)*

FT made: 4, at Auburn (12/13/20)*

FT attempts: 6, Arkansas State (03/05/21)*

PLAYER NOTES

- Played 30 minutes in her APSU debut against Cumberland (11/7), finishing second on the team with 14 points and a team-best six steals.
- Started 47 of 98 games in four seasons at South Alabama, with all 47 starts coming in her junior and senior seasons.
- Averaged 5.7 points and 2.7 rebounds per game at USA.
- Averaged 10.1 points and 4.2 rebounds per game during her junior and senior seasons.
- Averaged 15.0 points, 7.1 points and 4.0 steals per game at Olive Branch High School.

2022-23 GAME-BY-GAME STATISTICS

Opponent	Date	GS	Min	FG	FGA	Pct	3FG	FGA	Pct	FT	FTA	Pct	Off	Def	Tot	Avg	PF	FO	A	TO	Blk	Stl	Pts	Avg
CUMBERLAND (TN)	11/07/22		30	5	9	.556	2	4	.500	2	2	1.000	0	2	2	2.0	1	0	4	1	0	6	14	14.0
at Chattanooga	11/12/22		DNP																					
at Vanderbilt	11/17/22																							
Davidson	11/21/22																							
Fairleigh Dickinson	11/22/22																							
Illinois-Chicago	11/23/22																							
Gardner-Webb	12/01/22																							
at Duke	12/08/22																							
at Murray State	12/13/22																							
UNC Asheville	12/21/22																							
at Queens	01/02/23																							
at Kennesaw State	01/05/23																							
Stetson	01/07/23																							
Jacksonville State	01/12/23																							
Kennesaw State	01/14/23																							
at Central Arkansas	01/19/23																							
at North Alabama	01/21/23																							
Liberty	01/26/23																							
Queens	01/28/23																							
at Bellarmine	02/02/23																							
at Eastern Kentucky	02/04/23																							
North Florida	02/09/23																							
Jacksonville	02/11/23																							
at Stetson	02/16/23																							
at Florida Gulf Coast	02/18/23																							
at Lipscomb	02/23/23																							
Lipscomb	02/25/23																							
Central Arkansas	03/01/23																							
Totals																								

CAREER STATISTICS

Season	GP	GS	Minutes		Totals			3-Point			Free-Throws			Rebounds											
			MIN	AVG	FG	FGA	PCT	FG	FGA	PCT	FT	FTA	PCT	OFF	DEF	TOT	AVG	PF	FO	AST	TO	BLK	STL	PTS	AVG
2018-19*	20	0	152	7.6	9	33	.273	0	2	.000	5	9	.556	5	16	21	1.1	14	0	20	25	2	10	23	1.2
2019-20*	27	0	284	10.5	22	71	.310	4	21	.190	1	13	.077	10	25	35	1.3	19	0	24	26	2	10	49	1.8
2020-21*	25	25	836	33.4	108	290	.372	19	78	.244	33	61	.541	29	75	104	4.2	60	2	86	94	6	57	268	10.7
2021-22*	26	22	783	30.1	85	236	.360	26	76	.342	22	57	.386	17	86	103	4.0	50	1	86	76	7	42	218	8.4
2022-23	1	1	30	30.0	5	9	.556	2	4	.500	2	2	1.000	0	2	2	2.0	1	0	4	1	0	6	14	14.0
Total	99	48	2085	21.1	229	639	.359	51	181	.282	63	142	.444	61	204	265	2.7	144	3	220	222	17	125	572	5.8

14

AJAH WAYNE

5-8 | Graduate Student | Guard / Forward
 Birmingham, Alabama | Ramsay High School | Old Dominion



CAREER BESTS

Points: 35, at Auburn (11/14/19)*
Rebounds: 17, Rice (03/12/21)*
Assists: 4, Saint Joseph's (11/26/21)*
Steals: 4, Middle Tennessee (02/10/22)*
Blocks: 2, FIU (02/07/22)*

FG made: 14, at Auburn (11/14/19)*
FG attempts: 20, at Auburn (11/14/19)*
3FG made: 6, at Auburn (11/14/19)*
3FG attempts: 6, at Auburn (11/14/19)*
FT made: 11, Charlotte (03/11/21)*
FT attempts: 17, Charlotte (03/11/21)*

* - Previous four-year college stats via ncaa.org

PLAYER NOTES

- Named to the 2022-23 ASUN Women's Basketball Preseason All-Conference Team.
- Enjoyed a stellar, four-year career at Old Dominion that saw her receive five Conference USA postseason honors.
- Named First Team All-Conference USA selection as a senior after averaging 12.7 points and 5.6 rebounds in 27 starts.
- Earned Second Team All-Conference USA honors following her sophomore season after averaging 10.7 points and 6.9 rebounds per game.
- Named to the Conference USA All-Freshman and All-Defensive Teams in 2018-19.
- Was a seven-time C-USA Player of the Week selection at Old Dominion.
- Named the United State Basketball Writers Association Freshman of the Week, Feb. 11, 2019.

2022-23 GAME-BY-GAME STATISTICS

Opponent	Date	GS	Min	FG	FGA	Pct	3FG	FGA	Pct	FT	FTA	Pct	Off	Def	Tot	Avg	PF	FO	A	TO	Blk	Stl	Pts	Avg	
CUMBERLAND (TN)	11/07/22		DNP																						
at Chattanooga	11/12/22		DNP																						
at Vanderbilt	11/17/22																								
Davidson	11/21/22																								
Fairleigh Dickinson	11/22/22																								
Illinois-Chicago	11/23/22																								
Gardner-Webb	12/01/22																								
at Duke	12/08/22																								
at Murray State	12/13/22																								
UNC Asheville	12/21/22																								
at Queens	01/02/23																								
at Kennesaw State	01/05/23																								
Stetson	01/07/23																								
Jacksonville State	01/12/23																								
Kennesaw State	01/14/23																								
at Central Arkansas	01/19/23																								
at North Alabama	01/21/23																								
Liberty	01/26/23																								
Queens	01/28/23																								
at Bellarmine	02/02/23																								
at Eastern Kentucky	02/04/23																								
North Florida	02/09/23																								
Jacksonville	02/11/23																								
at Stetson	02/16/23																								
at Florida Gulf Coast	02/18/23																								
at Lipscomb	02/23/23																								
Lipscomb	02/25/23																								
Central Arkansas	03/01/23																								

Totals

CAREER STATISTICS


Season	GP	GS	Minutes		Totals			3-Point			Free-Throws			Rebounds				PF	FO	AST	TO	BLK	STL	PTS	AVG
			MIN	AVG	FG	FGA	PCT	FG	FGA	PCT	FT	FTA	PCT	OFF	DEF	TOT	AVG								
2018-19*	31	30	899	29.0	125	349	.358	18	74	.243	101	154	.656	82	163	245	7.9	81	2	65	59	10	53	369	11.9
2019-20*	27	27	722	26.7	110	287	.383	15	70	.214	55	91	.604	57	128	185	6.9	52	1	33	54	5	30	290	10.7
2020-21*	18	17	562	31.2	105	198	.530	8	37	.216	61	113	.540	69	106	175	9.7	45	1	33	50	3	33	279	15.5
2021-22*	29	28	829	28.6	128	308	.416	21	72	.292	90	127	.709	69	94	163	5.6	57	1	47	57	16	44	367	12.7
2022-23*																									
Total	105	101	3007	28.6	468	1142	.410	62	253	.245	307	485	.633	277	491	768	7.3	235	5	178	220	34	160	1305	12.4

15

ASHLEI KIRVEN

6-1 | Senior | Forward / Center

Beaumont, Texas | Beaumont High School | Butler Community College



CAREER BESTS

Points: 12, Virginia Tech (12/21/19)*

Rebounds: 9, at Houston (01/25/20)*

Assists: 1, Virginia Tech (12/21/19)*

Steals: 1, at Houston (01/25/20)*

Blocks: 1, SMU (01/29/20)*

* - Previous four-year college stats via ncaa.org

FG made: 5, Virginia Tech (12/21/19)*

FG attempts: 10, Virginia Tech (12/21/19)*

3FG made:

3FG attempts:

FT made: 5, at Creighton (12/14/19)*

FT attempts: 6, at SMU (01/29/20)*

PLAYER NOTES

- Appeared in 11 games at Butler Community College last season, averaging 10.0 points and 6.5 rebounds per game.
- Began her collegiate career at Wichita State where she averaged 3.8 points and 4.8 rebounds in 17 games off the bench.

2022-23 GAME-BY-GAME STATISTICS

Opponent	Date	GS	Min	FG	FGA	Pct	3FG	FGA	Pct	FT	FTA	Pct	Off	Def	Tot	Avg	PF	FO	A	TO	Blk	Stl	Pts	Avg
CUMBERLAND (TN)	11/07/22		DNP																					
at Chattanooga	11/12/22		DNP																					
at Vanderbilt	11/17/22																							
Davidson	11/21/22																							
Fairleigh Dickinson	11/22/22																							
Illinois-Chicago	11/23/22																							
Gardner-Webb	12/01/22																							
at Duke	12/08/22																							
at Murray State	12/13/22																							
UNC Asheville	12/21/22																							
at Queens	01/02/23																							
at Kennesaw State	01/05/23																							
Stetson	01/07/23																							
Jacksonville State	01/12/23																							
Kennesaw State	01/14/23																							
at Central Arkansas	01/19/23																							
at North Alabama	01/21/23																							
Liberty	01/26/23																							
Queens	01/28/23																							
at Bellarmine	02/02/23																							
at Eastern Kentucky	02/04/23																							
North Florida	02/09/23																							
Jacksonville	02/11/23																							
at Stetson	02/16/23																							
at Florida Gulf Coast	02/18/23																							
at Lipscomb	02/23/23																							
Lipscomb	02/25/23																							
Central Arkansas	03/01/23																							
Totals																								

CAREER STATISTICS

Season	GP	GS	Minutes		Totals			3-Point			Free-Throws			Rebounds				PF	FO	AST	TO	BLK	STL	PTS	AVG	
			MIN	AVG	FG	FGA	PCT	FG	FGA	PCT	FT	FTA	PCT	OFF	DEF	TOT	AVG									
2019-20*	17	0	177	10.4	23	50	.460	0	0	.000	18	36	.500	31	51	82	4.8	32	1	2	23	8	7	64	3.8	
2020-21	DID NOT PLAY																									
2021-22^	11	6	128	15.8	46	68	67.6	0	1	.000	18	30	.600	44	28	72	6.5	21	1	7	25	4	8	110	10.0	
2022-23	0																									
Total	17	0	177	10.4	23	50	.460	0	0	.000	18	36	.500	31	51	82	4.8	32	1	2	23	8	7	64	3.8	

21

SHAMARRE HALE

6-1 | Graduate Student | Center
Chicago, Illinois | Crete Monee High School | Wright State



CAREER BESTS

Points: 18, Cleveland State (02/08/20)*
Rebounds: 14, at Detroit Mercy (02/29/20)*
Assists: 2, Bradley (12/02/20)*
Steals: 4, Oakland (12/20/20)*
Blocks: 3, Oakland (12/19/20)*
 * - Previous four-year college stats via ncaa.org

FG made: 8, Cleveland State (02/08/20)*
FG attempts: 10, Cleveland State (02/08/20)*
3FG made:
3FG attempts: 1, Abilene Christian (02/08/20)*
FT made: 5, at Oakland (02/27/20)*
FT attempts: 9, Oakland (12/19/20)*

PLAYER NOTES

- Appeared in 61 games in four seasons at Wright State.
- Averaged 6.8 points, 6.4 rebounds and a 61.9 field-goal percentage in Dayton, Ohio.
- Named the 2019-20 Horizon League Freshman of the Year after averaging 8.1 points and 7.6 rebounds per game as a redshirt freshman.

2022-23 GAME-BY-GAME STATISTICS

Opponent	Date	GS	Min	FG	FGA	Pct	3FG	FGA	Pct	FT	FTA	Pct	Off	Def	Tot	Avg	PF	FO	A	TO	Blk	Stl	Pts	Avg	
CUMBERLAND (TN)	11/07/22		DNP																						
at Chattanooga	11/12/22		DNP																						
at Vanderbilt	11/17/22																								
Davidson	11/21/22																								
Fairleigh Dickinson	11/22/22																								
Illinois-Chicago	11/23/22																								
Gardner-Webb	12/01/22																								
at Duke	12/08/22																								
at Murray State	12/13/22																								
UNC Asheville	12/21/22																								
at Queens	01/02/23																								
at Kennesaw State	01/05/23																								
Stetson	01/07/23																								
Jacksonville State	01/12/23																								
Kennesaw State	01/14/23																								
at Central Arkansas	01/19/23																								
at North Alabama	01/21/23																								
Liberty	01/26/23																								
Queens	01/28/23																								
at Bellarmine	02/02/23																								
at Eastern Kentucky	02/04/23																								
North Florida	02/09/23																								
Jacksonville	02/11/23																								
at Stetson	02/16/23																								
at Florida Gulf Coast	02/18/23																								
at Lipscomb	02/23/23																								
Lipscomb	02/25/23																								
Central Arkansas	03/01/23																								
Totals																									

CAREER STATISTICS

Season	Minutes				Totals			3-Point			Free-Throws			Rebounds													
	GP	GS	MIN	AVG	FG	FGA	PCT	FG	FGA	PCT	FT	FTA	PCT	OFF	DEF	TOT	AVG	PF	FO	AST	TO	BLK	STL	PTS	AVG		
2018-19*	DID NOT PLAY																										
2019-20*	31	2	513	16.5	103	164	.628	0	1	.000	46	96	.479	106	130	236	7.6	74	2	12	41	23	25	252	8.1		
2020-21*	27	0	434	16.1	59	100	.590	0	0	.000	29	60	.483	65	80	145	5.4	50	2	6	27	14	16	147	5.4		
2021-22*	3	0	33	11.0	7	9	.778	0	0	.000	2	2	1.000	2	6	8	2.7	4	0	0	3	1	2	16	5.3		
2022-23	0																										
Total	61	2	980	16.1	169	273	.619	0	1	.000	77	158	.487	173	216	389	6.4	128	4	18	71	38	43	415	6.8		

AUSTIN PEAY WOMEN'S BASKETBALL

🐦: @BriahHampton | 📷: @bre.mu1a | NICKNAME: Breezy

23

BRIAH HAMPTON

5-10 | Freshman | Forward
Memphis, Tennessee | Arlington High School



CAREER BESTS

Points:	FG made:
Rebounds:	FG attempts:
Assists:	3FG made:
Steals:	3FG attempts:
Blocks:	FT made:
	FT attempts:

PLAYER NOTES

- After beginning her high school career at Memphis East High School, Hampton spent her final season at Arlington High School.
- Averaged 12 points, 10 rebounds and 3.0 blocks per game throughout her prep career.

2022-23 GAME-BY-GAME STATISTICS

Opponent	Date	GS	Min	FG	FGA	Pct	3FG	FGA	Pct	FT	FTA	Pct	Off	Def	Tot	Avg	PF	FO	A	TO	Blk	Stl	Pts	Avg
CUMBERLAND (TN)	11/07/22		DNP																					
at Chattanooga	11/12/22		DNP																					
at Vanderbilt	11/17/22																							
Davidson	11/21/22																							
Fairleigh Dickinson	11/22/22																							
Illinois-Chicago	11/23/22																							
Gardner-Webb	12/01/22																							
at Duke	12/08/22																							
at Murray State	12/13/22																							
UNC Asheville	12/21/22																							
at Queens	01/02/23																							
at Kennesaw State	01/05/23																							
Stetson	01/07/23																							
Jacksonville State	01/12/23																							
Kennesaw State	01/14/23																							
at Central Arkansas	01/19/23																							
at North Alabama	01/21/23																							
Liberty	01/26/23																							
Queens	01/28/23																							
at Bellarmine	02/02/23																							
at Eastern Kentucky	02/04/23																							
North Florida	02/09/23																							
Jacksonville	02/11/23																							
at Stetson	02/16/23																							
at Florida Gulf Coast	02/18/23																							
at Lipscomb	02/23/23																							
Lipscomb	02/25/23																							
Central Arkansas	03/01/23																							
Totals																								

CAREER STATISTICS

Season	GP	GS	Minutes		Totals			3-Point			Free-Throws			Rebounds											
			MIN	AVG	FG	FGA	PCT	FG	FGA	PCT	FT	FTA	PCT	OFF	DEF	TOT	AVG	PF	FO	AST	TO	BLK	STL	PTS	AVG
2022-23	0																								
Total	0																								

24

YAMIA JOHNSON

5-11 | Graduate Student | Guard

Lexington, South Carolina | White Knoll HS | Jacksonville State



CAREER BESTS

Points: 32, at UT Martin (02/08/20)*

Rebounds: 13, at Murray State (01/21/21)*

Assists: 5, Georgia Southern (11/25/20)*

Steals: 3, at UT Martin (02/08/20)*

Blocks: 3, Georgia State (12/125/18)*

* - Previous four-year college stats via ncaa.org

FG made: 12, at UT martin (02/08/20)*

FG attempts: 22, at Eavensville (11/09/21)

3FG made: 7, Tennessee State (01/14/21)*

3FG attempts: 12, Georgia State (12/15/18)*

FT made: 11, at Belmont (01/13/22)

FT attempts: 13, at Belmont (01/13/22)

PLAYER NOTES

- Led the Gobs with 25 points in the season opener against Cumberland (11/7), her fourth 25-point outing as a Gov.
- Named to the 2022-23 ASUN Women's Basketball Preseason All-Conference Team.
- The catalyst of the Austin Peay offense last season, Johnson earned her second-straight First Team All-Ohio Valley Conference selection in 2021-22 after averaging a team-best 15.1 points per game.
- Led the Gobs in points (499), made field goals (167), made free throws (121) and free-throw percentage (.801) last season.
- Johnson's 499 points were the third-most by an APSU newcomer in program history.
- Began last season scoring in double figures in 16-straight games - the longest streak by a Gobs since Tearra Banks' 21-game streak in 2017.
- Led the OVC in three-point percentage (.427) in 2021-22.

2022-23 GAME-BY-GAME STATISTICS

Opponent	Date	GS	Min	FG	FGA	Pct	3FG	FGA	Pct	FT	FTA	Pct	Off	Def	Tot	Avg	PF	FO	A	TO	Blk	Stl	Pts	Avg
CUMBERLAND (TN)	11/07/22	26	9	16	.563	5	10	.500	2	2	1.000	1	4	5	5.0	0	0	1	1	0	1	25	25.0	
at Chattanooga	11/12/22	29	5	6	.833	0	0	.000	5	5	1.000	2	4	6	5.5	2	0	0	2	0	0	15	20.0	
at Vanderbilt	11/17/22																							
Davidson	11/21/22																							
Fairleigh Dickinson	11/22/22																							
Illinois-Chicago	11/23/22																							
Gardner-Webb	12/01/22																							
at Duke	12/08/22																							
at Murray State	12/13/22																							
UNC Asheville	12/21/22																							
at Queens	01/02/23																							
at Kennesaw State	01/05/23																							
Stetson	01/07/23																							
Jacksonville State	01/12/23																							
Kennesaw State	01/14/23																							
at Central Arkansas	01/19/23																							
at North Alabama	01/21/23																							
Liberty	01/26/23																							
Queens	01/28/23																							
at Bellarmine	02/02/23																							
at Eastern Kentucky	02/04/23																							
North Florida	02/09/23																							
Jacksonville	02/11/23																							
at Stetson	02/16/23																							
at Florida Gulf Coast	02/18/23																							
at Lipscomb	02/23/23																							
Lipscomb	02/25/23																							
Central Arkansas	03/01/23																							
Totals																								

CAREER STATISTICS

Season	GP	GS	Minutes		Totals			3-Point			Free-Throws			Rebounds											
			MIN	AVG	FG	FGA	PCT	FG	FGA	PCT	FT	FTA	PCT	OFF	DEF	TOT	AVG	PF	FO	AST	TO	BLK	STL	PTS	AVG
2018-19*	30	14	589	19.6	85	232	.366	36	125	.288	39	62	.629	17	22	39	1.3	37	0	12	47	12	15	245	8.2
2019-20*	26	4	456	17.5	66	205	.322	31	104	.298	47	66	.712	13	23	36	1.4	39	0	11	35	3	14	210	8.1
2020-21*	24	24	649	27.0	121	285	.425	56	142	.394	59	81	.728	24	95	119	5.0	47	0	21	58	6	15	357	14.9
2021-22	33	1	821	24.9	167	363	.460	44	103	.427	121	151	.801	46	109	155	4.7	54	2	30	73	5	17	499	15.1
2022-23	2	0	55	27.5	14	22	.636	5	10	.500	7	7	1.00	3	8	11	5.0	2	0	1	3	0	1	40	25.0
Total	115	43	2570	22.3	453	385	.405	172	484	.352	273	367	.744	103	257	360	3.1	179	2	75	216	26	62	1351	11.7

25

TIYA DOUGLAS

5-7 | Senior | Guard

Fort Smith, Arkansas | Northside High School | Ole Miss



CAREER BESTS

Points: 9, New Orleans (12/01/21)*

Rebounds: 5, Cumberland (11/07/22)

Assists: 2, New Orleans (12/01/21)*

Steals: 5, at Chattanooga (11/12/22)

Blocks: 1, South Dakota (03/18/22)*

* - Previous four-year college stats via ncaa.org

FG made: 3, Cumberland (11/07/22)

FG attempts: 6, Cumberland (11/07/22)

3FG made: 3, New Orleans (12/01/21)*

3FG attempts: 6, New Orleans (12/01/21)*

FT made: 1, at Chattanooga (11/12/22)

FT attempts: 2, Samford (03/19/21)*

PLAYER NOTES

- Logged 27 minutes and a start in the season opener against Cumberland (11/7).
- Appeared in 44 games in two seasons at Ole Miss.
- Averaged 2.0 points, 0.8 rebounds and 11.7 minutes per game in Oxford, Mississippi.
- Began her collegiate career at Trinity Valley Community College.
- Averaged 12.9 points, 2.7 rebounds and shot 40.3 percent from three-point range at TVCC.
- Helped lead the Cardinals to become the No. 1 JUCO program in the nation in 2019-20 with a 32-1 record.
- A 2020 Women's Basketball Coaches Association NJCAA All-America Honorable mention.
- Still holds a share of the NJCAA record with 13 made three-pointers against East Texas Baptist (11/13/19)

2022-23 GAME-BY-GAME STATISTICS

Opponent	Date	GS	Min	FG	FGA	Pct	3FG	FGA	Pct	FT	FTA	Pct	Off	Def	Tot	Avg	PF	FO	A	TO	Blk	Stl	Pts	Avg
CUMBERLAND (TN)	11/07/22	*	27	3	6	.500	1	4	.250	0	0	.000	3	2	5	5.0	2	0	0	2	1	0	7	7.0
at Chattanooga	11/12/22	*	36	0	5	.000	0	3	.000	1	2	.500	1	3	4	4.5	1	0	0	0	0	5	1	4.0
at Vanderbilt	11/17/22																							
Davidson	11/21/22																							
Fairleigh Dickinson	11/22/22																							
Illinois-Chicago	11/23/22																							
Gardner-Webb	12/01/22																							
at Duke	12/08/22																							
at Murray State	12/13/22																							
UNC Asheville	12/21/22																							
at Queens	01/02/23																							
at Kennesaw State	01/05/23																							
Stetson	01/07/23																							
Jacksonville State	01/12/23																							
Kennesaw State	01/14/23																							
at Central Arkansas	01/19/23																							
at North Alabama	01/21/23																							
Liberty	01/26/23																							
Queens	01/28/23																							
at Bellarmine	02/02/23																							
at Eastern Kentucky	02/04/23																							
North Florida	02/09/23																							
Jacksonville	02/11/23																							
at Stetson	02/16/23																							
at Florida Gulf Coast	02/18/23																							
at Lipscomb	02/23/23																							
Lipscomb	02/25/23																							
Central Arkansas	03/01/23																							

Totals

CAREER STATISTICS

Season	GP	GS	Minutes		Totals			3-Point			Free-Throws			Rebounds											
			MIN	AVG	FG	FGA	PCT	FG	FGA	PCT	FT	FTA	PCT	OFF	DEF	TOT	AVG	PF	FO	AST	TO	BLK	STL	PTS	AVG
2019-20^	33	6	214	6.5	159	383	41.5	122	303	40.3	20	32	62.5	31	57	88	2.7	11	0	19	27	5	31	460	13.9
2020-21*	26	5	372	14.3	30	80	.375	14	46	.304	0	4	.000	22	9	31	1.2	32	0	7	12	1	14	74	2.8
2021-22*	18	1	144	8.0	6	27	.222	4	19	.211	0	0	.000	2	4	6	0.3	10	0	4	2	2	8	16	0.9
2022-23	2	2	63	31.5	3	11	.273	1	7	.143	1	2	.500	3	2	5	5.0	2	0	0	2	1	0	7	7.0
Total	45	7	579	12.9	39	118	.345	19	72	.275	1	6	.167	27	15	42	.9	44	0	11	16	4	22	97	2.2

30

LIZ GIBBS

5-6 | Senior | Guard

Atlanta, Georgia | Landmark Christian School | Gulf Coast State



CAREER BESTS

Points: 21 points, at UTEP (2/29/20)*

Rebounds: 6, UT Southern (12/21/21)

Assists: 4, Florida Atlantic (3/5/20)*

Steals: 3, Tennessee State (2/12/22)

Blocks: 1, Marshall (2/6/20)*

* - Previous four-year college stats via ncaa.org

FG made: 9, at UTEP (2/29/20)*

FG attempts: 13, at UTEP (2/29/20)*

3FG made: 1, UTEP (1/9/20)*

3FG attempts: 2, UTEP (1/9/20)*

FT made: 6, at Southeast Missouri (1/1/22)

FT attempts: 7, at Southeast Missouri (1/1/22)

PLAYER NOTES

- Made her first-career start in the season opener against Cumberland (11/7).
- Appeared in 29 games off the bench last season, averaging 16.4 minutes per outing.
- Scored in double-figures twice last season.
- Led the Gobs in assists four times in 2021-22.

2022-23 GAME-BY-GAME STATISTICS

Opponent	Date	GS	Min	FG	FGA	Pct	3FG	FGA	Pct	FT	FTA	Pct	Off	Def	Tot	Avg	PF	FO	A	TO	Blk	Stl	Pts	Avg
CUMBERLAND (TN)	11/07/22	*	21	0	3	.000	0	2	.000	1	2	.500	3	1	4	4.0	2	0	4	3	0	0	1	1.0
at Chattanooga	11/12/22	*	24	2	5	.400	0	1	.000	0	0	.000	0	1	1	2.5	3	0	0	0	0	0	4	2.5
at Vanderbilt	11/17/22																							
Davidson	11/21/22																							
Fairleigh Dickinson	11/22/22																							
Illinois-Chicago	11/23/22																							
Gardner-Webb	12/01/22																							
at Duke	12/08/22																							
at Murray State	12/13/22																							
UNC Asheville	12/21/22																							
at Queens	01/02/23																							
at Kennesaw State	01/05/23																							
Stetson	01/07/23																							
Jacksonville State	01/12/23																							
Kennesaw State	01/14/23																							
at Central Arkansas	01/19/23																							
at North Alabama	01/21/23																							
Liberty	01/26/23																							
Queens	01/28/23																							
at Bellarmine	02/02/23																							
at Eastern Kentucky	02/04/23																							
North Florida	02/09/23																							
Jacksonville	02/11/23																							
at Stetson	02/16/23																							
at Florida Gulf Coast	02/18/23																							
at Lipscomb	02/23/23																							
Lipscomb	02/25/23																							
Central Arkansas	03/01/23																							
Totals																								

CAREER STATISTICS

Season	GP	GS	Minutes		Totals			3-Point			Free-Throws			Rebounds				PF	FO	AST	TO	BLK	STL	PTS	AVG
			MIN	AVG	FG	FGA	PCT	FG	FGA	PCT	FT	FTA	PCT	OFF	DEF	TOT	AVG								
2019-20*	30	3	276	9.2	32	78	.410	1	5	.200	23	30	.767	6	10	16	0.5	46	2	26	52	3	10	88	2.9
2020-21*	22	17	169	7.7	47	119	.39.5	6	19	.316	61	91	.670	35	32	67	3.0	62	1	69	70	2	24	161	7.3
2021-22*	29	0	476	16.4	39	90	.433	0	1	.000	51	76	.671	16	32	48	1.7	60	1	34	54	3	12	129	4.4
2022-23	2	2	45	22.5	2	8	.250	0	3	.000	1	2	.500	3	2	5	4.0	5	0	4	3	0	0	5	2.5
Total	61	5	797	12.9	73	176	.415	1	9	.111	75	108	.698	25	44	69	1.1	109	3	64	109	6	22	222	3.6

32

GABBY ZAPATA SMALLS

5-10 | Senior | Forward

Brown Mills, New Jersey | Life Center Academy | Saint Joseph's (PA)



CAREER BESTS

Points: 19, at Auburn (11/24/19)*

Rebounds: 14, at La Salle (01/10/21)*

Assists: 3, at Rhode Island (01/31/21)*

Steals: 4, at La Salle (01/10/21)*

Blocks: 3, Lincoln (PA) (12/13/20)*

* - Previous four-year college stats via ncaa.org

FG made: 9, at Auburn (11/24/19)*

FG attempts: 12, Rhode Island (01/15/19)*

3FG made:

3FG attempts:

FT made: 7, La Salle (01/08/21)*

FT attempts: 11, La Salle (01/08/21)*

PLAYER NOTES

- Grabbed 10 rebounds and a start in the season opener against Cumberland (11/7)
- Appeared in 56 games in three years at St. Joseph's (PA).
- Averaged 7.3 points and 6.9 rebounds per game in 2021-22, while shooting 52.8 percent from the field and 70.8 percent from the free-throw line.
- Led the Hawks in offensive and defensive rebounds in each of her first two seasons.
- Averaged 13.0 points, 13.0 rebounds and 8.0 blocks per game in her prep career at Life Center Academy.

2022-23 GAME-BY-GAME STATISTICS

Opponent	Date	GS	Min	FG	FGA	Pct	3FG	FGA	Pct	FT	FTA	Pct	Off	Def	Tot	Avg	PF	FO	A	TO	Blk	Stl	Pts	Avg
CUMBERLAND (TN)	11/07/22	*	19	2	3	.667	0	0	.000	2	2	1.000	4	6	10	10.0	2	0	0	2	1	0	6	6.0
at Chattanooga	11/12/22	*	16	2	7	.286	0	0	.000	0	0	.000	0	6	6	8.0	4	0	0	1	0	0	4	5.0
at Vanderbilt	11/17/22																							
Davidson	11/21/22																							
Fairleigh Dickinson	11/22/22																							
Illinois-Chicago	11/23/22																							
Gardner-Webb	12/01/22																							
at Duke	12/08/22																							
at Murray State	12/13/22																							
UNC Asheville	12/21/22																							
at Queens	01/02/23																							
at Kennesaw State	01/05/23																							
Stetson	01/07/23																							
Jacksonville State	01/12/23																							
Kennesaw State	01/14/23																							
at Central Arkansas	01/19/23																							
at North Alabama	01/21/23																							
Liberty	01/26/23																							
Queens	01/28/23																							
at Bellarmine	02/02/23																							
at Eastern Kentucky	02/04/23																							
North Florida	02/09/23																							
Jacksonville	02/11/23																							
at Stetson	02/16/23																							
at Florida Gulf Coast	02/18/23																							
at Lipscomb	02/23/23																							
Lipscomb	02/25/23																							
Central Arkansas	03/01/23																							

Totals

CAREER STATISTICS

Season	GP	GS	Minutes		Totals			3-Point			Free-Throws			Rebounds											
			MIN	AVG	FG	FGA	PCT	FG	FGA	PCT	FT	FTA	PCT	OFF	DEF	TOT	AVG	PF	FO	AST	TO	BLK	STL	PTS	AVG
2019-20*	29	8	514	17.7	81	160	.506	0	0	.000	33	61	.541	53	106	159	5.5	82	5	10	53	15	16	195	6.7
2020-21*	15	4	305	20.3	38	72	.528	0	0	.000	34	48	.708	37	67	104	6.9	50	4	14	42	12	11	110	7.3
2021-22*	12	3	117	9.8	12	24	.500	0	0	.000	5	12	.417	10	20	30	2.5	19	0	3	13	4	1	29	2.4
2022-23	2	2	35	17.5	4	10	.667	0	0	.000	2	2	1.000	4	12	10	6.0	6	0	0	3	1	0	10	5.0
Total	58	17	971	16.8	134	266	.503	0	0	.000	74	123	.602	104	205	303	5.3	157	9	27	111	32	28	344	5.9

LAST TIME IT HAPPENED (TEAM)

POINTS & QUARTER SCORING

Single-Game Scoring record: 116, vs. Fort Campbell, Nov. 12, 1979
Scored 80+ points in a game: vs. Cumberland (81), Nov. 7, 2022
Scored 90+ points in a game: vs. Trevecca (90), Nov. 28, 2020
Scored 95+ points in a game: at Mississippi Valley State (100), Nov. 18, 2019
Scored 100+ points in a game: Kentucky Wesleyan (103), Nov. 5, 2019
Scored 110+ points in a game: Vs. Fort Campbell (111), Jan. 5, 1981
Scored 30+ points in a quarter: vs. Kentucky Wesleyan (39, 2nd qt.), Nov. 5, 2019
Scored 50+ points in a half: at UNC Asheville (50, 1st half), Dec. 16, 2021
Scored 60+ points in a half: vs. Kentucky Wesleyan (68, 1st half), Nov. 5, 2019
Scored 90+ points in a game: vs. Trevecca (90), Nov. 28, 2020

FIELD GOALS & THREE POINTERS

Most field goals made in a game record: 44, Vs. Bethel, Dec. 12, 1992
Most three pointers made in a game record: 18, Vs. Kentucky Wesleyan, Nov. 5, 2019
Made 30+ field goals in a game: vs. Cumberland (30), Nov. 7, 2022
Made 35+ field goals in a game: vs. Pikeville (35), Nov. 21, 2021
Shot 55+ percent in a game: at Tennessee State (23-of-38, .605), Jan. 22, 2022
Shot 60+ percent in a game: at Tennessee State (23-of-38, .605), Jan. 22, 2022
Shot 50+ percent in back-to-back games: at Tennessee State (.605), Jan. 22 and vs. Belmont (.511), Jan. 27, 2022.
Made 10+ three-point field goals: vs. Cumberland (10), Nov. 7, 2022
Made 15+ three-point field goals: vs. Evansville (16), Nov. 21, 2019
Made 10+ three-pointers in back-to-back games: at SIUE (10), Jan. 7 and at Eastern Illinois (11), Jan. 9, 2021.
Shot 50+ percent from three-point range in back-to-back games (min. 6 made per game): at Tennessee State (8-of-11, .727), Jan. 22, and Vs. Belmont (8-of-15, .533), Jan. 27, 2022
Shot 60 percent from three-point range (min. 6 made): vs. Belmont (8-of-11, .727), March 4, 2022
Consecutive Games w/ a 3-pointer: 471 (Dec. 19, 2006-active) [program record]
Last game without a 3-point field goal: vs. Kennesaw State, Dec. 19, 2006

FREE THROWS & PERCENTAGES

Single-Game Made Free Throw Record: 36, Vs. Evansville Nov. 28, 1995
Made 20+ free throws: Vs. Tennessee Tech (20), Jan. 19, 2022
Made 25+ free throws: at Murray State (25), Feb. 16, 2022
Made 30+ free throws: vs. Tennessee Tech (34), Jan. 9, 2016
Attempted 30+ free throws: at Murray State (32), Feb. 16, 2022
Attempted 40+ free throws: vs. Tennessee Tech (41), Jan. 9, 2016
Shot 90 percent from free-throw line (min. 10 made): vs. Furman (92.9 percent 13-14) March 19, 2022
Shot 100 percent from free-throw line: Vs. UT Martin (7-for-7), Feb. 12, 2021.

REBOUNDS

Grabbed 40+ rebounds: vs. Cumberland (42), Nov. 7, 2022
Grabbed 50+ rebounds: vs. UT Southern (52), Dec. 21, 2021
Grabbed 55+ rebounds: vs. Tennessee State (57), Jan. 17, 2022

ASSISTS

Dished out 20+ assists: vs. SIUE (20), Jan. 17, 2022
Dished out 25+ assists: Vs. Kentucky Wesleyan (25), Nov. 5, 2019

STEALS

Recorded 12+ steals: Vs. Cumberland (13), Nov. 7, 2022
Recorded 15+ steals: at Murray State (17), Dec. 19, 2020
Recorded 18+ steals: Vs. Evansville (18), Nov. 21, 2019
Recorded 20+ steals: Vs. Bethel (26, program record), Dec. 25, 1995

BLOCKS

Blocked 5 shots: at Murray State (5), Feb. 16, 2022
Blocked 10 shots: vs. Arkansas State (10), Nov. 16, 2016
Blocked 12 shots: Vs. Cumberland (12), Nov. 24, 2003

ABOUT 100-POINT GAMES...

Games since last 100-point outing: 83
Number of 100-point games: 19
The last time APSU scored 100+ points (Overall): at Mississippi Valley State (W, 100-82) Nov. 18, 2019
The last time APSU scored 100+ points (OVC game): vs. Eastern Kentucky (W, 100-65) Jan. 3, 2018
Number of times APSU has scored 100+ points all-time (record): 19 (18-1)
Number of 100-point games during Young Era (record): 0 (0-0)
Number of times opponent has scored 100+ points all-time (APSU record): 20 (2-18)

ABOUT OVERTIME CONTESTS...

APSU all-time record in overtime: 25-21
APSU all-time record in overtime during Young Era: 1-1
Won an overtime game: vs. Murray State (69-67), Feb. 3, 2022
Lost an overtime game: at Murray State (61-68), Feb. 16, 2022
Played two overtimes: vs. Morehead State (W, 84-83), Feb. 29, 2012

AUSTIN PEAY WOMEN'S BASKETBALL

LAST TIME IT HAPPENED (INDIVIDUAL)

POINTS

Scored 25+ points: Yamia Johnson (25), vs. Cumberland, Nov. 7, 2022
Scored 30+ points: Arielle Gonzalez-Varner (32), vs. Mississippi Valley, Nov. 19, 2018
Scored 35+ points: Tiasha Gray (38) at Belmont, Jan. 16, 2016
Scored 40+ points: Tomika Secrest (43) vs. Bethel College, Dec. 12, 1992 [school record]
Two players with 20+ points: Karle Pace (25) and Yamia Johnson (22) vs. Belmont, Jan. 27, 2022
Three players with 20+ points: Brooke Armistead (22), Ashley Haynes (27) and Paige Smith (20) vs. Eastern Kentucky, Feb. 27, 2003
Five Players with 10+ points: Maggie Knowles (22), Nina De Leon Negron (16), Brianah Ferby (14), Myah LeFlore (14), Kelen Kenol (10) vs. Trevecca, Nov. 28, 2020.
Six Players with 10+ points: Maggie Knowles (12), D'Shara Booker (12), Ella Sawyer (11), Arielle Gonzalez-Varner (10), Brandi Ferby (10), Shay-Lee Kirby (10) at SIUE, Feb. 20, 2020.
Everyone who plays also scores: vs. Cumberland, Nov. 7, 2022

REBOUNDS

Grabbed 10+ rebounds: Gabby Zapata Smalls (10) vs. Cumberland, Nov. 7, 2022
Grabbed 15+ rebounds: Arielle Gonzalez-Varner (17) vs. Illinois State, Dec. 29, 2019
Grabbed 20+ rebounds: Arielle Gonzalez-Varner (23) vs. Mississippi Valley, Nov. 19, 2018 [school record]
Two players with 10+ rebounds: Tahanee Bennell (11) and D'Shara Booker (10) vs. Tennessee State, Feb. 9, 2021
Three players with 10+ rebounds: Tiasha Gray (12), Tearra Banks (10) and Jennifer Nwokocha (10) vs. Tennessee State, Jan. 17, 2015
Scored 20+ points, grabbed 20+ rebounds: Arielle Gonzalez-Varner (32p/23r), vs. Mississippi Valley, Nov. 19, 2018
Scored 30+ points, grabbed 20+ rebounds: Arielle Gonzalez-Varner (32p/23r), vs. Mississippi Valley, Nov. 19, 2018 (only known 30p, 20r game in school history)

ASSISTS

Dished out 10+ assists: Bri Williams (10) vs. Evansville, Dec. 2, 2017
Dished out 12+ assists: Tiasha Gray (13) at Morehead State, Jan. 20, 2016

BLOCKS

Blocked 5+ shots: Kristen Stainback (5) vs. SIU Edwardsville, Feb. 19, 2015
Blocked 6+ shots: Gerlonda Hardin (6) at Morehead State, Feb. 3, 2003
Blocked 7+ shots (program record): Gerlonda Hardin (7) Vs. Eastern Illinois, Jan. 22, 2004

STEALS

Grabbed 5+ steals: Tiya Douglas (5) at Chattanooga, Nov. 12, 2022
Grabbed 6+ steals: Mahogany Vaught (6), Vs. Cumberland, Nov. 7, 2022
Grabbed 7+ steals: Tiasha Gray (8) Vs. Oral Roberts, Nov. 29, 2014

INDIVIDUAL SCORING STREAKS

Scoring 10+ points in 10+ consecutive games: Yamia Johnson, Nov. 9, 2021 - Jan. 17, 2022 (16 games)
Scoring 10+ points in 15+ consecutive games: Yamia Johnson, Nov. 9, 2021 - Jan. 17, 2022 (16 games)
Scoring 10+ points in 20+ consecutive games: Tearra Banks, Nov. 27, 2016 - Feb. 18, 2017 (21 games)
Scoring 10+ points in 25+ consecutive games: Tiasha Gray, Feb. 4, 2015 - March 3, 2016 (38 games)
Scoring 10+ points in 30+ consecutive games: Tiasha Gray, Feb. 4, 2015 - March 3, 2016 (38 games)
Scoring 10+ points in 35+ consecutive games: Tiasha Gray, Feb. 4, 2015 - March 3, 2016 (38 games)
Scoring 10+ points in 40+ consecutive games: Brooke Armistead, Feb. 3, 2001-Dec. 15, 2002 (school-record 48 games)
Scoring 20+ points in three consecutive games: Tearra Banks, Jan. 21-Feb. 15, 2017 (7 games)
Scoring 20+ points in four consecutive games: Tearra Banks, Jan. 21-Feb. 15, 2017 (7 games)
Scoring 20+ points in five consecutive games: Tearra Banks, Jan. 21-Feb. 15, 2017 (7 games)
Scoring 20+ points in six consecutive games: Tearra Banks, Jan. 21-Feb. 15, 2017 (7 games)
Scoring 20+ points in seven consecutive games: Tearra Banks, Jan. 21-Feb. 15, 2017
Scoring 30+ points in consecutive games: Tiasha Gray at Murray State (36), Feb. 21, 2015 and at Southeast Missouri (36), Feb. 28, 2015

DOUBLE-DOUBLE INFO

Recorded a Double-Double (points and rebounds): D'Shara Booker (13 pts/10 rebs) vs. Tennessee State, March 3, 2022
Recorded a Double-Double (points and assists): Bri Williams (10 pts/10 asts) vs. Evansville, Dec. 2, 2017
Two players with Double-Doubles in same game: Tearra Banks (23 pts/11 rebs) and Falon Baker (11 pts/10 rebs) at Murray State, Jan. 21, 2017
Double-Doubles in consecutive games: Arielle Gonzalez-Varner at Illinois (15 pts/12 rebs), Nov. 13, 2019 & at MVSU (21 pts/15 rebs), Nov. 18, 2019
Double-Doubles in three consecutive games: April Thomas, Feb. 7-21, 2009 (4 games)
Double-Doubles in four consecutive games: April Thomas, Feb. 7-21, 2009 (4 games)
Double-Doubles in five consecutive games: Ashley Haynes, Jan. 28-Feb. 18, 2006 (8 games)
Double-Doubles in six consecutive games: Ashley Haynes, Jan. 28-Feb. 18, 2006 (8 games)
Double-Doubles in seven consecutive games: Ashley Haynes, Jan. 28-Feb. 18, 2006 (8 games)
Double-Doubles in eight consecutive games: Ashley Haynes, Jan. 28-Feb. 18, 2006 (8 games)
Double-Doubles in nine consecutive games: Ashley Haynes, Nov. 25-Dec. 30, 2005 (9 games)

TRIPLE-DOUBLE INFO

Recorded a Triple-Double (any combination): Tiasha Gray (12 pts/10 rebs/12 asts) vs. Saint Louis, Dec. 19, 2014 [second known triple-double in program history]

AUSTIN PEAY WOMEN'S BASKETBALL

RECORDS

INDIVIDUAL

Most points

43, Tomika Secrest vs. Bethel, 12/12/92

Field Goals Made

19, Tomika Secrest vs. Bethel, 12/12/92

Field Goals Attempted

29, Tiasha Gray vs. Southeast Missouri, 1/4/14

Field Goal Percentage (min. 8 FGM)

1.000 (9-9), D'Shara Booker vs. Murray State, 1/25/21

3-Point Field Goals Made

8, Tiasha Gray at Murray State, 2/21/15

3-Point Field Goals Attempted

16, Stephanie Rogers vs. Southeast Missouri, 1/4/92

3-Point Field Goal Percentage (min. 6 3GM)

.857 (6-7), Kara Bergeron vs. Tennessee State, 1/27/05

Free Throws Made

16, Brooke Armistead vs. Middle Tennessee, 11/27/01

Free Throws Attempted

17, Brooke Armistead vs. Middle Tennessee, 11/27/01

Free Throw Percentage (min. 6 FTM)

1.000 (12-12), Shelby Olszewski vs. Eastern Kentucky, 1/16/12

Most Rebounds

23, Arielle Gonzalez-Varner vs. Mississippi Valley State, 11/19/18

Most Assists

13, Tiasha Gray at Morehead State, 1/20/16

Most Steals

8, Tiasha Gray vs. Oral Roberts, 11/29/14

Most Blocked Shots

7, Gerlonda Hardin vs. Eastern Illinois, 1/22/04

Most Minutes Played

50, Whitney Hanley at Morehead State, 2/29/12

TEAM

Most Points

116, vs. Fort Campbell, 11/12/79

Field Goals Made

44, vs. Bethel, 12/12/92

Field Goals Attempted

89, vs. Cleveland St., 12/31/92

Three-Point Field Goals Made

18, Kentucky Wesleyan, 11/05/19

Three-Point Field Goals Attempted

40, at Tennessee State, 1/4/21

Free Throws Made

36, vs. Evansville, 11/28/95

Free Throws Attempted

50, vs. Evansville, 11/28/95

Rebounds

66, vs. Evansville, 11/28/95

Assists

29, at Morris Brown, 12/20/02

Steals

26, vs. Bethel, 12/25/95

Blocked Shots

12, vs. Cumberland, 11/25/03

Turnovers

39, vs. Middle Tennessee, 12/15/07

NOTE

Only the most recent occurrence of each record is listed here. The complete listing for each record is available in Austin Peay women's basketball record book, available online.

CAREER – 1,000 CAREER POINTS

Rank	Pts	Player	Season
1.	2508	Brooke Armistead	1999-03
2.	1885	Tiasha Gray	2012-16
3.	1863	Gerlonda Hardin	2000-04
4.	1805	Shandra Maxwell	1986-90
5.	1550	Whitney Hanley	2008-12
6.	1497	Ashley Haynes	2002-06
7.	1442	Amanda Behrenbrinker	1994-98
8.	1422	Tearra Banks	2013-17
9.	1326	Tracie Mason	1987-91
10.	1324	Paige Smith	1999-03
11.	1307	Elaine Swafford	1977-81
12.	1211	Georgie Vaughan	1991-95
13.	1206	Golena Rucker	1977-81
14.	1182	Ashley Herring	2007-10
15.	1118	Carrie Thompson	1991-96
16.	1069	Jasmine Rayner	2008-12
17.	1019	Meghan Bussabarger	2009-13
18.	1016	Kristen Stainback	2011-15
19.	1003	Sonja Cox	1992-96

REBOUNDING

Rank	Reb	Player	Season
1.	1198	Golena Rucker	1977-81
2.	1080	Ashley Haynes	2002-06
3.	982	Gerlonda Hardin	2000-04
4.	950	Shandra Maxwell	1986-90
5.	894	Amanda Behrenbrinker	1994-98
6.	836	Joanne Arnold	1978-82
7.	765	Colleen Polzin	1993-97
8.	730	Jasmine Rayner	2008-12
9.	718	Elaine Swafford	1977-81
10.	671	Nicole Jamen	2006-10

FIELD GOALS MADE

Rank	FGM	Player	Season
1.	873	Brooke Armistead	1999-03
2.	767	Shandra Maxwell	1986-90
3.	749	Gerlonda Hardin	2000-04
4.	684	Tiasha Gray	2012-16
5.	625	Ashley Haynes	2002-06
6.	588	Tearra Banks	2013-17
7.	554	Whitney Hanley	2008-12
8.	525	Amanda Behrenbrinker	1994-98
9.	523	Elaine Swafford	1977-81
10.	513	Golena Rucker	1977-81

THREE-POINTERS MADE

Rank	3GM	Player	Season
1.	258	Kera Bergeron	2002-05
2.	243	Paige Smith	1999-03
3.	193	Whitney Hanley	2008-12
4.	172	Tiasha Gray	2012-16
5.	165	Kelly Chavez	1997-02
6.	163	Kristen Stainback	2011-15
7.	161	Brooke Armistead	1999-03
8.	155	Georgie Vaughan	1991-95
9.	153	Maggie Knowles	2018-
10.	135	Falon Baker	2014-18

FREE THROWS MADE

Rank	FTM	Player	Season
1.	601	Brooke Armistead	1999-03
2.	365	Gerlonda Hardin	2000-04
3.	361	Tracie Mason	1987-91
4.	355	Amanda Behrenbrinker	1994-98
5.	345	Tiasha Gray	2012-16
6.	313	Jasmine Rayner	2008-12
7.	299	Brianne Alexander	2014-18
8.	284	Ashley Herring	2007-10
9.	271	Shandra Maxwell	1986-90
10.	261	Elaine Swafford	1977-81

ASSISTS

Rank	AST	Player	Season
1.	537	Kelly Chavez	1997-02
2.	514	Tiasha Gray	2012-16
3.	507	Jeanne Hinchee	1978-82
3.	435	Paige Smith	1999-03
5.	387	Ashley Haynes	2002-06
6.	335	Ashlee McGee	2004-08
	335	Cassandra Peek	2001-05
8.	323	Carrie Thompson	1991-96
9.	322	Tracie Mason	1987-91
10.	320	Nicole Olszewski	2010-14

BLOCKS

Rank	BLK	Player	Season
1.	223	Gerlonda Hardin	2000-04
2.	127	Beth Rates	2013-17
3.	124	Amanda Behrenbrinker	1994-98
4.	119	Ashley Haynes	2002-06
5.	102	Joanne Arnold	1978-82
6.	93	Sonja Cox	1992-96
7.	69	Tracie Mason	1987-91
8.	65	Angelica Suffren	1995-99
9.	63	Dalila Thomas	2009-11
10.	59	Tearra Banks	2013-17

STEALS

Rank	STL	Player	Season
1.	314	Tiasha Gray	2012-16
3.	243	Tracie Mason	1987-91
2.	242	Kelly Chavez	1997-02
4.	224	Amanda Behrenbrinker	1994-98
5.	215	Carrie Thompson	1991-96
6.	211	Angelica Suffren	1995-99
7.	207	Ashley Haynes	2002-06
8.	177	Paige Smith	1999-03
9.	174	Whitney Hanley	2008-12
10.	157	Sonia White	1992-96

GAMES PLAYED

Rank	GP	Player	Season
1.	128	Whitney Hanley	2008-12
	128	Jasmine Rayner	2008-12
3.	124	Gerlonda Hardin	2000-04
4.	123	Nicole Jamen	2006-10
5.	122	Paige Smith	1999-03
6.	120	Nicole Olszewski	2010-14
	120	Brooke Armistead	1999-03
	120	Kelly Chavez	1997-02
9.	119	Cassandra Peek	2001-05
10.	118	Beth Rates	2013-17
	118	Meghan Bussabarger	2009-13
	118	Darcie Warner	2007-11

GAMES STARTED

Rank	GS	Player	Season
1.	119	Paige Smith	1999-03
2.	118	Brooke Armistead	1999-03
3.	117	Kelly Chavez	1997-02
4.	116	Ashley Haynes	2002-06
5.	110	Whitney Hanley	2008-12
	110	Gerlonda Hardin	2000-04
7.	104	Beth Rates	2013-17
8.	103	Sonia White	1992-96
9.	101	Nicole Olszewski	2010-14
10.	94	Keisha Gregory	2015-19
	94	Ashley Herring	2007-10



X



INAUGURAL SEASON