

# VandyBoys™



#EVERYTHINGU

@VANDYBOYS



**Ascend**  
Federal Credit Union



# Introduction

## Contents

Quick Facts.....	3
Numerical Roster.....	4
Alphabetical Roster.....	5
Academic Roster.....	6
Position Roster.....	7
Geographic Roster .....	8
Staff.....	9-17
Student-Athletes .....	18-31
2021 Statistics.....	32-34
2021 Results .....	35
All-Time Coaching Records .....	36-37
Individual Records.....	38
Team Records.....	39
Single-Season Highs.....	40
Career Highs.....	41
Season-by-Season Leaders .....	42-44
Season-by-Season Team Statistics.....	45-46
Season-by-Season Results .....	47-64
Records vs. Opponents .....	65-66
SEC Tournament History.....	67
NCAA Tournament History .....	68-69
NCAA Regional History.....	70
NCAA Super Regional History .....	71
College World Series History .....	72
Hawkins Field Records .....	73
Commodore Honors.....	74-78
Drafted Commodores.....	79-80
Dores in the Majors.....	81-86
USA Baseball.....	87-88
2014 National Champions.....	89
2019 National Champions.....	90
All-Time Letter Winners .....	91-92

## 2022 Schedule

Feb. 18.....	Oklahoma State.....	4:30 p.m.....	Nashville, Tenn.
Feb. 19.....	Oklahoma State.....	1 p.m.....	Nashville, Tenn.
Feb. 20.....	Oklahoma State.....	1 p.m.....	Nashville, Tenn.
Feb. 22.....	North Alabama .....	4:30 p.m.....	Nashville, Tenn.
Feb. 23.....	Evansville.....	4:30 p.m.....	Nashville, Tenn.
Feb. 25.....	Army.....	4:30 p.m.....	Nashville, Tenn.
Feb. 26.....	Army.....	2 p.m.....	Nashville, Tenn.
Feb. 27.....	Army.....	1 p.m.....	Nashville, Tenn.
March 1 .....	Central Arkansas.....	4:30 p.m.....	Nashville, Tenn.
March 4 .....	at Hawaii .....	10:35 p.m.....	Honolulu, Hawaii
March 5 .....	at Hawaii (DH) .....	5:05 p.m.....	Honolulu, Hawaii
March 6 .....	at Hawaii .....	5:05 p.m.....	Honolulu, Hawaii
March 11 .....	Wagner.....	4:30 p.m.....	Nashville, Tenn.
March 12 .....	Wagner.....	2 p.m.....	Nashville, Tenn.
March 13 .....	Wagner.....	1 p.m.....	Nashville, Tenn.
March 15 .....	Michigan .....	6 p.m.....	Nashville, Tenn.
March 18 .....	Missouri* .....	6 p.m.....	Nashville, Tenn.
March 19 .....	Missouri* .....	2 p.m.....	Nashville, Tenn.
March 20 .....	Missouri* .....	1 p.m.....	Nashville, Tenn.
March 22 .....	vs. Belmont^ .....	6 p.m.....	Nashville, Tenn.
March 24 .....	at South Carolina* .....	7 p.m.....	Columbia, S.C.
March 25 .....	at South Carolina* .....	6 p.m.....	Columbia, S.C.
March 26 .....	at South Carolina* .....	1 p.m.....	Columbia, S.C.
March 29 .....	vs. Lipscomb^ .....	6 p.m.....	Nashville, Tenn.
April 1 .....	Tennessee* .....	6 p.m.....	Nashville, Tenn.
April 2 .....	Tennessee* .....	7 p.m.....	Nashville, Tenn.
April 3.....	Tennessee* .....	1 p.m.....	Nashville, Tenn.
April 5.....	Austin Peay .....	6 p.m.....	Nashville, Tenn.
April 8.....	at Auburn* .....	6 p.m.....	Auburn, Ala.
April 9.....	at Auburn* .....	TBA.....	Auburn, Ala.
April 10.....	at Auburn* .....	1 p.m.....	Auburn, Ala.
April 12.....	Western Kentucky.....	6 p.m.....	Nashville, Tenn.
April 15.....	Florida* .....	6 p.m.....	Nashville, Tenn.
April 16.....	Florida* .....	6 p.m.....	Nashville, Tenn.
April 17.....	Florida* .....	Noon.....	Nashville, Tenn.
April 19.....	Tennessee Tech.....	6 p.m.....	Nashville, Tenn.
April 22.....	at Kentucky* .....	5:30 p.m.....	Lexington, Ky.
April 23.....	at Kentucky* .....	11 a.m.....	Lexington, Ky.
April 24.....	at Kentucky* .....	Noon.....	Lexington, Ky.
April 28.....	Texas A&M* .....	7 p.m.....	Nashville, Tenn.
April 30.....	Texas A&M* .....	6 p.m.....	Nashville, Tenn.
April 30.....	Texas A&M* .....	2 p.m.....	Nashville, Tenn.
May 3.....	Louisville .....	6 p.m.....	Nashville, Tenn.
May 6.....	at Georgia* .....	5:30 p.m.....	Athens, Ga.
May 7.....	at Georgia* .....	1 p.m.....	Athens, Ga.
May 8.....	at Georgia* .....	1 p.m.....	Athens, Ga.
May 10.....	Indiana State.....	6 p.m.....	Nashville, Tenn.
May 13.....	at Arkansas* .....	6:30 p.m.....	Fayetteville, Ark.
May 14.....	at Arkansas* .....	6:30 p.m.....	Fayetteville, Ark.
May 15.....	at Arkansas* .....	2 p.m.....	Fayetteville, Ark.
May 17.....	Middle Tennessee State .....	6 p.m.....	Nashville, Tenn.
May 19.....	LSU* .....	6 p.m.....	Nashville, Tenn.
May 20.....	LSU* .....	6 p.m.....	Nashville, Tenn.
May 21.....	LSU* .....	2 p.m.....	Nashville, Tenn.
May 25-30.....	SEC Tournament% .....	TBA.....	Hoover, Ala.
June 3-6 .....	NCAA Regionals.....	TBA.....	TBD
June 10-13 .....	NCAA Super Regionals .....	TBA.....	TBD
June 18-25 .....	College World Series+ .....	TBA.....	Omaha, Neb.

All times CT

\* Southeastern Conference game

^ First Horizon Park

% Hoover Met Stadium

+ TD Ameritrade Park

# Quick Facts

## General Information

Location.....	Nashville, Tenn.
Enrollment.....	6,861
Nickname.....	Commodores
Stadium (Capacity) .....	Charles Hawkins Field (3,80)
Dimensions .....	LF-310; CF-400; RF-330; Alleys-375
Founded.....	1873
Colors.....	Black and Gold
Conference .....	Southeastern (SEC)
Chancellor .....	Daniel Diermeier
Athletic Director .....	Candice Lee
Sport Administrator .....	Phillip Brown
Department Phone.....	615.322.4727
Ticket Office Phone.....	615.322.3544

## Media Information

Mailing Address .....	PO Box 120158
	Nashville, TN 37212
Overnight Address.....	2601 Jess Neely Drive
	Nashville, TN 37212
Baseball Contact .....	Josh Foster (Alabama '17)
Office Phone.....	615.343.6811
Cell Phone .....	205.213.5091
Email.....	joshua.foster@vanderbilt.edu
Website .....	VUCommodores.com

## Coaches and Staff

Head Coach .....	Tim Corbin (Ohio Wesleyan '84)
Overall Record .....	908-515-1 (.638/24 seasons)
Record at Vanderbilt.....	802-377-1 (.680/19 seasons)
NCAA Appearances .....	16 (2004, 2006-19, 2021)
Office Phone.....	615.322.3716
Assoc. Head Coach.....	Scott Brown (SUNY-Cortland '99)
Assistant Coach.....	Mike Baxter (Vanderbilt '05)
Volunteer Assistant Coach.....	Tyler Shewmaker (Kentucky Wesleyan '16)
General Manager/Chief of Staff.....	Brooks Webb (Birmingham-Southern '11)
Dir. of Baseball Operations.....	Amy Elkus (Kentucky '14)
Player Development .....	Brandon Barak (Illinois '12)
Equipment Manager .....	Bailey Provo (Lipscomb '21)
Dir. of Sport Performance.....	Chris Ham (Illinois '05)
Athletic Trainer.....	Chris Matarazzo (Springfield College '12)
Video Coordinator.....	Josh Ruchotzke (Vanderbilt '17)
Managers .....	Sebastian Baca, Ahmed Elkhawad, Zac Klinger, Donovan Simon

## History

Record.....	2,418-1,789-33 (123 seasons)
Conference Record.....	710-931-10 (73 seasons)
Conference Titles .....	7 (1973, '74, '80, '07, '11, '13, '19)
Conference Tournament Titles .....	3 (1980, '07, '19)
NCAA Tournament Appearances.....	18 (1973 '74, '80, '04, '06, '07, '08, '09, '10, '11, '12, '13, '14, '15, '16, '17, '18, '19, '21)
NCAA Tournament Record.....	77-43
NCAA Tournament Super Regional Appearances .....	10
	(2004, '10, '11, '13, '14, '15, '17, '18, '19, '21)
College World Series Appearances .....	5 (2011, '14, '15, '19, '21)
National Championships.....	2 (2014, '19)

## 2021 Information

Overall Record.....	49-18
	Home: 32-6, Away: 12-7, Neutral: 5-5
Southeastern Conference Record .....	19-10
Final Ranking.....	2nd (CB), 2nd (D1), 2nd (PG), 2nd (USA), 2nd (NCBWA), 2nd (BA)
Lettermen Returning/Lost.....	27/15
Position Starters Returning/Lost .....	7/2
Pitchers Returning/Lost.....	9/4
Newcomers.....	16

*VandyBoys*™

# Numerical Roster

No.	Name	Pos.	B/T	Ht.	Wt.	Cl./Exp.	Hometown/High School
1	Matthew Polk	UTL	R/R	5-11	180	Fr./HS	Long Beach, Calif./Orange Lutheran
2	Javier Vaz	IF	L/R	5-9	151	Sr./1L	Huntsville, Ala./Huntsville
3	Rob Gordon	IF	R/R	6-2	176	Fr./HS	Mableton, Ga./Grady
6	Tate Kolwyck	IF	R/R	5-11	195	Sr./3L	Memphis, Tenn./Arlington
9	Carter Young	IF	S/R	6-0	180	Jr./2L	Selah, Wash./Selah
10	T.J. McKenzie	OF	R/R	6-1	180	Jr./2L	Loxahatchee, Fla./The Benjamin School
11	Davis Diaz	IF	R/R	5-11	170	Fr./HS	Pittsburg, Calif./Acalanes
12	Dominic Keegan	UTL	R/R	6-0	210	Sr./3L	Methuen, Mass./Central Catholic
13	Jonathan Vastine	IF	L/R	5-11	165	Fr./HS	Bartow, Fla./Bartow Senior High
16	Jack Bulger	UTL	R/R	6-0	210	So./1L	Bowie, Md./DeMatha Catholic
17	Ryan Ginther	LHP	R/L	5-11	201	Fr./HS	Gallatin, Tenn./Station Camp
18	JD Rogers	OF	L/L	5-10	185	Fr./HS	Carmel, Ind./Carmel
19	Troy LaNeve	OF	L/R	6-0	210	Jr./2L	Pittsburgh, Pa./Pine Richland
20	Carter Holton	LHP	L/L	5-11	195	Fr./HS	Guyton, Ga./Benedictine Military
21	Calvin Hewett	OF	R/L	6-3	205	So./1L	Greenland, N.H./Portsmouth
23	Kenneth Mallory	OF	L/L	6-3	195	Fr./HS	Lawrenceville, Ga./Mountain View
25	Parker Noland	IF	L/R	6-1	200	Jr./2L	Knoxville, Tenn./Farragut
29	Nick Maldonado	RHP	R/R	6-1	205	Jr./2L	Short Hills, N.J./Seton Hall Prep
30	Nelson Berkwich	LHP	L/L	5-11	190	So./1L	Boca Raton, Fla./American Heritage
33	Hunter Owen	LHP	R/L	6-6	240	So./1L	South Portland, Maine/South Portland
34	Spencer Jones	UTL	L/L	6-7	225	Jr./2L	Encinitas, Calif./La Costa Canyon
35	Chris McElvain	RHP	R/R	6-0	205	Jr./2L	Thompson Station, Tenn./Summit
36	Grayson Moore	OF/RHP	S/R	6-3	190	So./1L	Longwood, Fla./Lake Mary
39	Gavin Casas	IF	L/R	6-3	225	So./1L	Pembroke Pines, Fla./American Heritage
40	Sam Hliboki	RHP	L/R	6-3	210	Jr./2L	Los Angeles, Calif./Harvard Westlake
42	Christian Little	RHP	R/R	6-4	210	So./1L	St. Louis, Mo./Christian Brothers College
43	Michael Doolin	RHP	L/R	6-4	220	Jr./2L	Schererville, Ind./Andean
44	Donye Evans	RHP	R/R	6-6	220	So./1L	Decatur, Ga./Redan
45	Alan Espinal	C	R/R	6-0	190	So./1L	Viera, Fla./Viera
48	Christian Smith	OF	L/L	6-2	195	Fr./HS	Atlanta, Ga./Grady
50	Kyle Magrans	RHP	R/R	6-3	210	Fr./HS	Clarksville, Tenn./Clarksville
51	Enrique Bradfield Jr.	OF	L/L	6-1	160	So./1L	Hialeah, Fla./American Heritage
52	Sam Hunt	UTL	S/R	6-2	205	Fr./HS	Minneapolis, Minn./IMG Academy
55	Colton Regen	RHP	R/R	6-4	170	Fr./HS	Lebanon, Tenn./Mt. Juliet
66	Thomas Schultz	RHP	R/R	6-6	225	Jr./2L	Mount Carmel, Pa./Our Lady of Lourdes Regional
77	Brett Hansen	LHP	L/L	6-4	205	So./1L	Pleasanton, Calif./Foothill
88	Patrick Reilly	RHP	R/R	6-3	210	So./1L	Sea Girt, N.J./Christian Brothers Academy
95	Devin Futrell	LHP	L/L	6-5	195	Fr./HS	Pembroke Pines, Fla./American Heritage
97	Bryce Cunningham	RHP	R/R	6-5	225	Fr./HS	Headland, Ala./Headland
98	Greysen Carter	RHP	S/R	6-4	218	Fr./HS	Louisville, Colo./Fairview
99	Jack Anderson	RHP	L/R	6-5	190	Gr./TR	Nashville, Tenn./Montgomery Bell Academy

Head Coach: 4 Tim Corbin (Ohio Wesleyan '84) – 20th season at Vanderbilt

Associate Head Coach: 26 Scott Brown (SUNY-Cortland '99)

Assistant Coach: 24 Mike Baxter (Vanderbilt '05)

Volunteer Coach: 49 Tyler Shewmaker (Kentucky Wesleyan '16)

Strength and Conditioning Coach: Chris Ham (Illinois '05)

General Manager/Chief of Staff: Brooks Webb (Birmingham-Southern '11)

Director of Baseball Operations: Amy Elkus (Kentucky '14)

Director of Player Development: Brandon Barak (Illinois '12)

Video Coordinator: Josh Ruchotzke (Vanderbilt '17)

Equipment Manager: Bailey Provo (Lipscomb '21)

Student Managers: Sebastian Baca, Ahmed Elkhawad, Zac Klinger, Donovan Simon

6	Kolwyck, Tate	COLE-wick
13	Vastine, Jonathan	Vast-tyne
19	Laneve, Troy	luh-neve
40	Hliboki, Sam	luh-BO-kee
50	Magrans, Kyle	muh-gruhns
55	Regen, Colton	region
95	Futrell, Devin	few-trail

Barak, Brandon	BARE-uck
Ruchotzke, Josh	ruh-CHOT-skee
Methuen, Mass.	meth-oo-en



# Alphabetical Roster

No.	Name	Pos.	B/T	Ht.	Wt.	Cl./Exp.	Hometown/High School
99	Jack Anderson	RHP	L/R	6-5	190	Gr./TR	Nashville, Tenn./Montgomery Bell Academy
30	Nelson Berkwich	LHP	L/L	5-11	190	So./1L	Boca Raton, Fla./American Heritage
51	Enrique Bradfield Jr.	OF	L/L	6-1	160	So./1L	Hialeah, Fla./American Heritage
16	Jack Bulger	UTL	R/R	6-0	210	So./1L	Bowie, Md./DeMatha Catholic
98	Greysen Carter	RHP	S/R	6-4	218	Fr./HS	Louisville, Colo./Fairview
39	Gavin Casas	IF	L/R	6-3	225	So./1L	Pembroke Pines, Fla./American Heritage
97	Bryce Cunningham	RHP	R/R	6-5	225	Fr./HS	Headland, Ala./Headland
11	Davis Diaz	IF	R/R	5-11	170	Fr./HS	Pittsburg, Calif./Acalanes
43	Michael Doolin	RHP	L/R	6-4	220	Jr./2L	Schererville, Ind./Andrean
45	Alan Espinal	C	R/R	6-0	190	So./1L	Viera, Fla./Viera
44	Donye Evans	RHP	R/R	6-6	220	So./1L	Decatur, Ga./Redan
95	Devin Futrell	LHP	L/L	6-5	195	Fr./HS	Pembroke Pines, Fla./American Heritage
17	Ryan Ginther	LHP	R/L	5-11	201	Fr./HS	Gallatin, Tenn./Station Camp
3	Rob Gordon	IF	R/R	6-2	176	Fr./HS	Mableton, Ga./Grady
77	Brett Hansen	LHP	L/L	6-4	205	So./1L	Pleasanton, Calif./Foothill
21	Calvin Hewett	OF	R/L	6-3	205	So./1L	Greenland, N.H./Portsmouth
40	Sam Hliboki	RHP	L/R	6-3	210	Jr./2L	Los Angeles, Calif./Harvard Westlake
20	Carter Holton	LHP	L/L	5-11	195	Fr./HS	Guyton, Ga./Benedictine Military
52	Sam Hunt	UTL	S/R	6-2	205	Fr./HS	Minneapolis, Minn./IMG Academy
34	Spencer Jones	UTL	L/L	6-7	225	Jr./2L	Encinitas, Calif./La Costa Canyon
12	Dominic Keegan	UTL	R/R	6-0	210	Sr./3L	Methuen, Mass./Central Catholic
6	Tate Kolwyck	OF	R/R	5-11	195	Sr./3L	Memphis, Tenn./Arlington
19	Troy LaNeve	OF	L/R	6-0	210	Jr./2L	Pittsburgh, Pa./Pine Richland
42	Christian Little	RHP	R/R	6-4	210	So./1L	St. Louis, Mo./Christian Brothers College
50	Kyle Magrans	RHP	R/R	6-3	210	Fr./HS	Clarksville, Tenn./Clarksville
29	Nick Maldonado	RHP	R/R	6-1	205	Jr./2L	Short Hills, N.J./Seton Hall Prep
23	Kenneth Mallory	OF	L/L	6-3	195	Fr./HS	Lawrenceville, Ga./Mountain View
35	Chris McElvain	RHP	R/R	6-0	205	Jr./2L	Thompson Station, Tenn./Summit
10	T.J. McKenzie	OF	R/R	6-1	180	Jr./2L	Loxahatchee, Fla./The Benjamin School
36	Grayson Moore	OF/RHP	S/R	6-3	190	So./1L	Longwood, Fla./Lake Mary
25	Parker Noland	IF	L/R	6-1	200	Jr./2L	Knoxville, Tenn./Farragut
33	Hunter Owen	LHP	R/L	6-6	240	So./1L	South Portland, Maine/South Portland
1	Matthew Polk	UTL	R/R	5-11	180	Fr./HS	Long Beach, Calif./Orange Lutheran
55	Colton Regen	RHP	R/R	6-4	170	Fr./HS	Lebanon, Tenn./Mt. Juliet
88	Patrick Reilly	RHP	R/R	6-3	210	So./1L	Sea Girt, N.J./Christian Brothers Academy
18	JD Rogers	OF	L/L	5-10	185	Fr./HS	Carmel, Ind./Carmel
66	Thomas Schultz	RHP	R/R	6-6	225	Jr./2L	Mount Carmel, Pa./Our Lady of Lourdes Regional
48	Christian Smith	OF	L/L	6-2	195	Fr./HS	Atlanta, Ga./Grady
13	Jonathan Vastine	IF	L/R	5-11	165	Fr./HS	Bartow, Fla./Bartow Senior High
2	Javier Vaz	IF	L/R	5-9	151	Sr./1L	Huntsville, Ala./Huntsville
9	Carter Young	IF	S/R	6-0	180	Jr./2L	Selah, Wash./Selah

Head Coach: 4 Tim Corbin (Ohio Wesleyan '84) – 20th season at Vanderbilt

Associate Head Coach: 26 Scott Brown (SUNY-Cortland '99)

Assistant Coach: 24 Mike Baxter (Vanderbilt '05)

Volunteer Coach: 49 Tyler Shewmaker (Kentucky Wesleyan '16)

Strength and Conditioning Coach: Chris Ham (Illinois '05)

General Manager/Chief of Staff: Brooks Webb (Birmingham-Southern '11)

Director of Baseball Operations: Amy Elkus (Kentucky '14)

Director of Player Development: Brandon Barak (Illinois '12)

Video Coordinator: Josh Ruchotzke (Vanderbilt '17)

Equipment Manager: Bailey Provo (Lipscomb '21)

Student Managers: Sebastian Baca, Justin Kim, Zac Klinger, Donovan Simon

95	Futrell, Devin	few-trail
40	Hliboki, Sam	luh-BO-kee
6	Kolwyck, Tate	COLE-wick
19	Laneve, Troy	luh-neve
50	Magrans, Kyle	muh-gruhns
55	Regen, Colton	region
13	Vastine, Jonathan	Vast-tyne
	Barak, Brandon	BARE-uck
	Methuen, Mass.	meth-oo-en
	Ruchotzke, Josh	ruh-CHOT-skee

## Academic Roster

### Graduates (1)

99	Jack Anderson	RHP	L/R	6-5	190	Gr./TR	Nashville, Tenn./Montgomery Bell Academy
----	---------------	-----	-----	-----	-----	--------	--

### Seniors (3)

12	Dominic Keegan	UTL	R/R	6-0	210	Sr./3L	Methuen, Mass./Central Catholic
6	Tate Kolwyck	IF	R/R	5-11	195	Sr./3L	Memphis, Tenn./Arlington
2	Javier Vaz	IF	L/R	5-9	151	Sr./1L	Huntsville, Ala./Huntsville

### Juniors (10)

43	Michael Doolin	RHP	L/R	6-4	220	Jr./2L	Schererville, Ind./Andrean
40	Sam Hliboki	RHP	L/R	6-3	210	Jr./2L	Los Angeles, Calif./Harvard Westlake
34	Spencer Jones	UTL	L/L	6-7	225	Jr./2L	Encinitas, Calif./La Costa Canyon
19	Troy LaNeve	OF	L/R	6-0	210	Jr./2L	Pittsburgh, Pa./Pine Richland
29	Nick Maldonado	RHP	R/R	6-1	205	Jr./2L	Short Hills, N.J./Seton Hall Prep
35	Chris McElvain	RHP	R/R	6-0	205	Jr./2L	Thompson Station, Tenn./Summit
10	T.J. McKenzie	OF	R/R	6-1	180	Jr./2L	Loxahatchee, Fla./The Benjamin School
25	Parker Noland	IF	L/R	6-1	200	Jr./2L	Knoxville, Tenn./Farragut
66	Thomas Schultz	RHP	R/R	6-6	225	Jr./2L	Mount Carmel, Pa./Our Lady of Lourdes Regional
9	Carter Young	IF	S/R	6-0	180	Jr./2L	Selah, Wash./Selah

### Sophomores (12)

30	Nelson Berkwich	LHP	L/L	5-11	190	So./1L	Boca Raton, Fla./American Heritage
51	Enrique Bradfield Jr.	OF	L/L	6-1	160	So./1L	Hialeah, Fla./American Heritage
16	Jack Bulger	UTL	R/R	6-0	210	So./1L	Bowie, Md./DeMatha Catholic
39	Gavin Casas	IF	L/R	6-3	225	So./1L	Pembroke Pines, Fla./American Heritage
45	Alan Espinal	C	R/R	6-0	190	So./1L	Viera, Fla./Viera
44	Donye Evans	RHP	R/R	6-6	220	So./1L	Decatur, Ga./Redan
77	Brett Hansen	LHP	L/L	6-4	205	So./1L	Pleasanton, Calif./Foothill
21	Calvin Hewett	OF	R/L	6-3	205	So./1L	Greenland, N.H./Portsmouth
42	Christian Little	RHP	R/R	6-4	210	So./1L	St. Louis, Mo./Christian Brothers College
36	Grayson Moore	OF/RHP	S/R	6-3	190	So./1L	Longwood, Fla./Lake Mary
33	Hunter Owen	LHP	R/L	6-6	240	So./1L	South Portland, Maine/South Portland
88	Patrick Reilly	RHP	R/R	6-3	210	So./1L	Sea Girt, N.J./Christian Brothers Academy

### Freshmen (15)

98	Greysen Carter	RHP	S/R	6-4	218	Fr./HS	Louisville, Colo./Fairview
97	Bryce Cunningham	RHP	R/R	6-5	225	Fr./HS	Headland, Ala./Headland
11	Davis Diaz	IF	R/R	5-11	170	Fr./HS	Pittsburg, Calif./Acalanes
95	Devin Futrell	LHP	L/L	6-5	195	Fr./HS	Pembroke Pines, Fla./American Heritage
17	Ryan Ginther	LHP	R/L	5-11	201	Fr./HS	Gallatin, Tenn./Station Camp
3	Rob Gordon	IF	R/R	6-2	176	Fr./HS	Mableton, Ga./Grady
20	Carter Holton	LHP	L/L	5-11	195	Fr./HS	Guyton, Ga./Benedictine Military
52	Sam Hunt	UTL	S/R	6-2	205	Fr./HS	Minneapolis, Minn./IMG Academy
50	Kyle Magrans	RHP	R/R	6-3	210	Fr./HS	Clarksville, Tenn./Clarksville
23	Kenneth Mallory	OF	L/L	6-3	195	Fr./HS	Lawrenceville, Ga./Mountain View
1	Matthew Polk	UTL	R/R	5-11	180	Fr./HS	Long Beach, Calif./Orange Lutheran
55	Colton Regen	RHP	R/R	6-4	170	Fr./HS	Lebanon, Tenn./Mt. Juliet
18	JD Rogers	OF	L/L	5-10	185	Fr./HS	Carmel, Ind./Carmel
48	Christian Smith	OF	L/L	6-2	195	Fr./HS	Atlanta, Ga./Grady
13	Jonathan Vastine	IF	L/R	5-11	165	Fr./HS	Bartow, Fla./Bartow Senior High



## Position Roster

45	Alan Espinal	C	R/R	6-0	190	So./1L	Viera, Fla./Viera
39	Gavin Casas	IF	L/R	6-3	225	So./1L	Pembroke Pines, Fla./American Heritage
11	Davis Diaz	IF	R/R	5-11	170	Fr./HS	Pittsburg, Calif./Acalanes
3	Rob Gordon	IF	R/R	6-2	176	Fr./HS	Mableton, Ga./Grady
6	Tate Kolwyck	IF	R/R	5-11	195	Sr./3L	Memphis, Tenn./Arlington
25	Parker Noland	IF	L/R	6-1	200	Jr./2L	Knoxville, Tenn./Farragut
13	Jonathan Vastine	IF	L/R	5-11	165	Fr./HS	Bartow, Fla./Bartow Senior High
2	Javier Vaz	IF	L/R	5-9	151	Sr./1L	Huntsville, Ala./Huntsville
9	Carter Young	IF	S/R	6-0	180	Jr./2L	Selah, Wash./Selah
51	Enrique Bradfield Jr.	OF	L/L	6-1	160	So./1L	Hialeah, Fla./American Heritage
21	Calvin Hewett	OF	R/L	6-3	205	So./1L	Greenland, N.H./Portsmouth
19	Troy LaNeve	OF	L/R	6-0	210	Jr./2L	Pittsburgh, Pa./Pine Richland
23	Kenneth Mallory	OF	L/L	6-3	195	Fr./HS	Lawrenceville, Ga./Mountain View
10	T.J. McKenzie	OF	R/R	6-1	180	Jr./2L	Loxahatchee, Fla./The Benjamin School
36	Grayson Moore	OF/RHP	S/R	6-3	190	So./1L	Longwood, Fla./Lake Mary
18	JD Rogers	OF	L/L	5-10	185	Fr./HS	Carmel, Ind./Carmel
48	Christian Smith	OF	L/L	6-2	195	Fr./HS	Atlanta, Ga./Grady
16	Jack Bulger	UTL	R/R	6-0	210	So./1L	Bowie, Md./DeMatha Catholic
52	Sam Hunt	UTL	S/R	6-2	205	Fr./HS	Minneapolis, Minn./IMG Academy
34	Spencer Jones	UTL	L/L	6-7	225	Jr./2L	Encinitas, Calif./La Costa Canyon
12	Dominic Keegan	UTL	R/R	6-0	210	Sr./3L	Methuen, Mass./Central Catholic
1	Matthew Polk	UTL	R/R	5-11	180	Fr./HS	Long Beach, Calif./Orange Lutheran
99	Jack Anderson	RHP	L/R	6-5	190	Gr./TR	Nashville, Tenn./Montgomery Bell Academy
98	Greysen Carter	RHP	S/R	6-4	218	Fr./HS	Louisville, Colo./Fairview
97	Bryce Cunningham	RHP	R/R	6-5	225	Fr./HS	Headland, Ala./Headland
43	Michael Doolin	RHP	L/R	6-4	220	Jr./2L	Schererville, Ind./Andrean
44	Donye Evans	RHP	R/R	6-6	220	So./1L	Decatur, Ga./Redan
40	Sam Hliboki	RHP	L/R	6-3	210	Jr./2L	Los Angeles, Calif./Harvard Westlake
42	Christian Little	RHP	R/R	6-4	210	So./1L	St. Louis, Mo./Christian Brothers College
50	Kyle Magrans	RHP	R/R	6-3	210	Fr./HS	Clarksville, Tenn./Clarksville
29	Nick Maldonado	RHP	R/R	6-1	205	Jr./2L	Short Hills, N.J./Seton Hall Prep
35	Chris McElvain	RHP	R/R	6-0	205	Jr./2L	Thompson Station, Tenn./Summit
36	Grayson Moore	OF/RHP	S/R	6-3	190	So./1L	Longwood, Fla./Lake Mary
55	Colton Regen	RHP	R/R	6-4	170	Fr./HS	Lebanon, Tenn./Mt. Juliet
88	Patrick Reilly	RHP	R/R	6-3	210	So./1L	Sea Girt, N.J./Christian Brothers Academy
66	Thomas Schultz	RHP	R/R	6-6	225	Jr./2L	Mount Carmel, Pa./Our Lady of Lourdes Regional
30	Nelson Berkwich	LHP	L/L	5-11	190	So./1L	Boca Raton, Fla./American Heritage
95	Devin Futrell	LHP	L/L	6-5	195	Fr./HS	Pembroke Pines, Fla./American Heritage
17	Ryan Ginther	LHP	R/L	5-11	201	Fr./HS	Gallatin, Tenn./Station Camp
77	Brett Hansen	LHP	L/L	6-4	205	So./1L	Pleasanton, Calif./Foothill
20	Carter Holton	LHP	L/L	5-11	195	Fr./HS	Guyton, Ga./Benedictine Military
33	Hunter Owen	LHP	R/L	6-6	240	So./1L	South Portland, Maine/South Portland

## Geographic Roster

### Alabama (2)

97	Bryce Cunningham	RHP	R/R	6-5	225	Fr./HS	Headland, Ala./Headland
2	Javier Vaz	IF	L/R	5-9	151	Sr./1L	Huntsville, Ala./Huntsville

### California (5)

11	Davis Diaz	IF	R/R	5-11	170	Fr./HS	Pittsburg, Calif./Acalanes
77	Brett Hansen	LHP	L/L	6-4	205	So./1L	Pleasanton, Calif./Foothill
40	Sam Hliboki	RHP	L/R	6-3	210	Jr./2L	Los Angeles, Calif./Harvard Westlake
34	Spencer Jones	UTL	L/L	6-7	225	Jr./2L	Encinitas, Calif./La Costa Canyon
1	Matthew Polk	UTL	R/R	5-11	180	Fr./HS	Long Beach, Calif./Orange Lutheran

### Colorado (1)

98	Greysen Carter	RHP	S/R	6-4	218	Fr./HS	Louisville, Colo./Fairview
----	----------------	-----	-----	-----	-----	--------	----------------------------

### Florida (8)

30	Nelson Berkwich	LHP	L/L	5-11	190	So./1L	Boca Raton, Fla./American Heritage
51	Enrique Bradfield Jr.	OF	L/L	6-1	160	So./1L	Hialeah, Fla./American Heritage
39	Gavin Casas	IF	L/R	6-3	225	So./1L	Pembroke Pines, Fla./American Heritage
45	Alan Espinal	C	R/R	6-0	190	So./1L	Viera, Fla./Viera
95	Devin Futrell	LHP	L/L	6-5	195	Fr./HS	Pembroke Pines, Fla./American Heritage
10	T.J. McKenzie	OF	R/R	6-1	180	Jr./2L	Loxahatchee, Fla./The Benjamin School
36	Grayson Moore	OF/RHP	S/R	6-3	190	So./1L	Longwood, Fla./Lake Mary
13	Jonathan Vastine	IF	L/R	5-11	165	Fr./HS	Bartow, Fla./Bartow Senior High

### Georgia (5)

44	Donye Evans	RHP	R/R	6-6	220	So./1L	Decatur, Ga./Redan
3	Rob Gordon	IF	R/R	6-2	176	Fr./HS	Mableton, Ga./Grady
20	Carter Holton	LHP	L/L	5-11	195	Fr./HS	Guyton, Ga./Benedictine Military
23	Kenneth Mallory	OF	L/L	6-3	195	Fr./HS	Lawrenceville, Ga./Mountain View
48	Christian Smith	OF	L/L	6-2	195	Fr./HS	Atlanta, Ga./Grady

### Indiana (2)

43	Michael Doolin	RHP	L/R	6-4	220	Jr./2L	Schererville, Ind./Andean
18	JD Rogers	OF	L/L	5-10	185	Fr./HS	Carmel, Ind./Carmel

### Maine (1)

33	Hunter Owen	LHP	R/L	6-6	240	So./1L	South Portland, Maine/South Portland
----	-------------	-----	-----	-----	-----	--------	--------------------------------------

### Maryland (1)

16	Jack Bulger	UTL	R/R	6-0	210	So./1L	Bowie, Md./DeMatha Catholic
----	-------------	-----	-----	-----	-----	--------	-----------------------------

### Massachusetts (1)

12	Dominic Keegan	UTL	R/R	6-0	210	Sr./3L	Methuen, Mass./Central Catholic
----	----------------	-----	-----	-----	-----	--------	---------------------------------

### Michigan (1)

5	Anthony Migliaccio	UTL	S/R	6-1	200	Fr./HS	Wyandotte, Mich./Detroit Country Day
---	--------------------	-----	-----	-----	-----	--------	--------------------------------------

### Minnesota (1)

52	Sam Hunt	UTL	S/R	6-2	205	Fr./HS	Minneapolis, Minn./IMG Academy
----	----------	-----	-----	-----	-----	--------	--------------------------------

### Missouri (1)

42	Christian Little	RHP	R/R	6-4	210	So./1L	St. Louis, Mo./Christian Brothers College
----	------------------	-----	-----	-----	-----	--------	---

### New Hampshire (1)

21	Calvin Hewett	OF	R/L	6-3	205	So./1L	Greenland, N.H./Portsmouth
----	---------------	----	-----	-----	-----	--------	----------------------------

### New Jersey (2)

29	Nick Maldonado	RHP	R/R	6-1	205	Jr./2L	Short Hills, N.J./Seton Hall Prep
88	Patrick Reilly	RHP	R/R	6-3	210	So./1L	Sea Girt, N.J./Christian Brothers Academy

### Pennsylvania (2)

19	Troy LaNeve	OF	L/R	6-0	210	Jr./2L	Pittsburgh, Pa./Pine Richland
66	Thomas Schultz	RHP	R/R	6-6	225	Jr./2L	Mount Carmel, Pa./Our Lady of Lourdes Regional

### Tennessee (7)


46	Gage Bradley	RHP	R/R	6-3	190	So./1L	Clarksville, Tenn./Rossvie
17	Ryan Ginther	LHP	R/L	5-11	201	Fr./HS	Gallatin, Tenn./Station Camp
6	Tate Kolwyck	OF	R/R	5-11	195	Sr./3L	Memphis, Tenn./Arlington
50	Kyle Magrans	RHP	R/R	6-3	210	Fr./HS	Clarksville, Tenn./Clarksville
35	Chris McElvain	RHP	R/R	6-0	205	Jr./2L	Thompson Station, Tenn./Summit
25	Parker Noland	IF	L/R	6-1	200	Jr./2L	Knoxville, Tenn./Farragut
55	Colton Regen	RHP	R/R	6-4	170	Fr./HS	Lebanon, Tenn./Mt. Juliet

### Washington (1)

9	Carter Young	IF	S/R	6-0	180	Jr./2L	Selah, Wash./Selah
---	--------------	----	-----	-----	-----	--------	--------------------



## Head Coach Tim Corbin



### The Corbin File

Career Record • 908-515-1 (25th season)  
Record at Vanderbilt • 802-377-1 (20th season)

Alma Mater • Ohio Wesleyan '84

Family • Wife, Maggie;  
daughters, Molly and Hannah

Age • 60

The 2022 season is the 20th as head coach at Vanderbilt for Tim Corbin. During his tenure Corbin has turned the Commodores into a national power, leading Vanderbilt to two national championships in the last eight seasons (2014, 2019).

Corbin's record of 802-377-1 (.680) is first all-time in wins at Vanderbilt and first in winning percentage for coaches with 100 games or more. In his career as a head coach Corbin is 908-515-1 (.638). Corbin's efforts have paid off in the win column and across the board as D1Baseball.com tabbed Vandy the top program in the nation in 2015 and second in 2017 and 2019.

In January 2020, Corbin was inducted into the American Baseball Coaches Association Hall of Fame as part of the class of 2020. Corbin was among six individuals to be enshrined at the 76th annual ABCA Convention.

Over the last eight seasons, the Does have secured four trips to the College World Series finals while running their streak to 15 consecutive NCAA Tournament berths — the longest active streak in the Southeastern Conference.

Since taking over in 2003, 52 players have been named All-America including 17 who have received first-team All-America recognition. During that stretch, 29 Commodores have been named freshman All-America and 26 have made MLB appearances.

The 2021 Vanderbilt baseball team made an appearance in the College World Series for the second straight NCAA Tournament, marking the second time the program has made consecutive trips to Omaha. The Commodores finished as the national runner-up behind a 49-18 mark, falling one game short of the national title.

Vandy opened the postseason with six consecutive wins, sweeping through the NCAA Nashville Regional before defeating No. 13 East Carolina at home to clinch the program's fifth trip to the College World Series. The Commodores limited the Pirates to just one run across the two-game span, which marked the fewest-ever for Vanderbilt in an NCAA Super Regional.

Making their fourth appearance in Omaha in the last eight years, the Does used strong comeback efforts in two of their three wins against teams on their side of the bracket. Vandy rallied from an early 3-0 deficit against Arizona to battle back and defeat the Wildcats, 7-6, in a 12-inning thriller before fighting off elimination against Stanford with a ninth-inning walk-off win. The Commodores erased a 4-0 deficit against the Cardinals before winning on a walk-off wild pitch, as Spencer Jones came across to score the winning run in the final frame.

After clinching the program's fifth trip to the College World Series finals, Vanderbilt claimed the opening game of the matchup with Mississippi State, 8-2. Sophomore Jack Leiter worked 6.0 strong innings, while the Commodores jumped out to an early 7-2 advantage before cruising to victory.

Vanderbilt concluded the season with four players receiving All-America honors, including unanimous first-team selections Jack Leiter and Kumar Rocker, who tied for the nation's lead in strikeouts with 179 apiece. Enrique Bradfield Jr. recorded 47 stolen bases, which marked the most in the country, while being recognized as a unanimous Freshman All-American and a consensus All-American.

In July, the Commodores had seven players selected in the Major League Baseball Draft, including two top 10 picks. The pitching duo of Leiter and Rocker became the 11th and 12th Vanderbilt players to be taken in the top-10 during the Tim Corbin era. It marked the third time that Vandy has had multiple players selected in the top-10 of the MLB Draft, which is the most of any school in MLB Draft history.

The Commodores capped their shortened 2020 campaign ranked No. 5 by Collegiate Baseball. Vanderbilt led the nation in ERA (1.84) while finishing third in hits allowed per nine innings (5.51), fourth in strikeouts per nine innings (12.1) and fifth in shutouts (4).

Vanderbilt posted an SEC-record 59 wins during its historic 2019 College World Series championship campaign. The Commodores captured the SEC regular season and tournament titles, becoming the first program to accomplish the feat outright since Vandy's 2007 program did so.

The Commodores set single-season records in home runs (100), RBIs (541), walks (339), runs (578) and strikeouts (765). For his efforts, Corbin was named American Baseball Coaches Association and Collegiate Baseball's coach of the year.

In June, Vanderbilt matched an SEC record with 13 players selected in the Major League Baseball Draft. Outfielder JJ Bleday became the ninth Vandy player to be selected in the top-10 in the Tim Corbin era.

The Commodores became the first school to reach the College World Series finals three times since the event moved to TD Ameritrade Park in 2011 and first to win multiple titles at the ballpark.

Right-hander Kumar Rocker etched his name into Commodore lore, becoming the first pitcher in NCAA Super Regional history to toss a no-hitter, doing so behind 19 strikeouts against Duke. The Athens, Georgia, product went on to be named freshman of the year by Baseball America and D1Baseball as well as the College World Series Most Outstanding Player. Rocker was among eight student-athletes to earn All-America status.

Vanderbilt reached the NCAA Tournament for the 13th straight year in 2018 and advanced to its seventh NCAA Super Regional in nine seasons. The Commodores set a program record and finished fifth nationally with a .981 fielding percentage. With 101 stolen bases, Vandy finished atop the SEC for the third time in six seasons.

The Does won 10 of their final 14 games highlighted by three straight wins at the NCAA Clemson Regional while capturing the event for a second consecutive season. With the result, Vandy went on to host the Super Regionals for the first time since 2014.

Vanderbilt matched a national-best as four players were named to the 2018 Collegiate Baseball Freshman All-America team (Philip Clarke, Pat DeMarco, Mason Hickman and Austin Martin). Eight players were selected in the MLB Draft including a pair of third-round selections in Connor Kaiser and Reid Schaller.

The 2017 squad captured the program's fourth NCAA Regional title in five years, running off three victories in four days including an 8-0 statement victory to capture the event against host Clemson.

Following the season, Baseball America tabbed juniors Kyle Wright and Jeren Kendall All-America. Four days later, the duo was selected in the first round of the MLB Draft with the fifth pick and 23rd selection, respectively. In total, 15 Commodores have been selected in the first round since Corbin arrived to campus in 2003, including seven in the past four years.

Meanwhile, fresh off a phenomenal sophomore campaign, starting pitcher Patrick Raby became the 17th Commodore to play for USA Baseball's Collegiate National Team not including Corbin, who coached the 2006 team to a 28-2-1 mark while winning the gold medal at the World University Championship in Cuba.

A young roster helped lead the 2016 Vanderbilt squad to a successful season in which the Commodores and Hawkins Field host NCAA Regionals for the fifth time in six seasons before finishing the year 43-19. The season came to an abrupt end in the NCAA Nashville Regional following the tragic death of freshman Donny Everett the night before the tournament began.

The Commodores were led by third-team All-Americans Jeren Kendall and Bryan Reynolds, who combined to drive in 116 runs, score 122 runs and hit 22 home runs — led by Reynolds' 13 homers. Three Vandy freshmen earned freshman All-America status with Alonzo Jones, Ethan Paul and Patrick Raby all earning the honor. Fellow freshman Connor Kaiser picked up All-SEC Freshman honors along with Paul.

Jordan Sheffield led the way for the Does' pitching staff going 8-6 with a 3.01 ERA and 113 strikeouts over 101.2 innings en route to becoming the 13th first round pick under Corbin and 10th Vanderbilt pitcher to hear his name in the first round when the Los Angeles Dodgers tabbed him with the 36th overall pick. Fellow pitcher Ben Bowden followed quickly in the second round to the Colorado Rockies before Reynolds was selected later in the second round by San Francisco to give the Commodores three selections in the first two rounds of the MLB Draft. John Kilichowski, Jason Delay and Will Toffey were all selected to give Vanderbilt six players selected in the draft, marking the 10th straight year that at least five Commodores have been selected in the draft.

The 2015 Commodores marched back to the College World Series for the second straight year to give the program its first consecutive trips to Omaha. Vanderbilt finished as the national runner-up behind a 51-21 mark, making it the only program in the nation with three straight 50-win seasons.

The Does rallied to win nine straight games, the team's longest winning streak of the season, in the

# Head Coach Tim Corbin

NCAA Tournament to reach the CWS finals sweeping through the NCAA Nashville Regional in dominant fashion before toppling national seed Illinois on the road to reach Vanderbilt's third trip to the College World Series. Vanderbilt rolled through the NCAA Regional with wins over Lipscomb, Indiana and Radford. The 21-0 victory over Radford shattered the school record for margin of victory in the NCAA Tournament and matched the NCAA mark. The Commodores continued the roll in Illinois with a pair of dominating wins over the Illini to win the school's first road Super Regional. Back in Omaha for the third time in five years, the Commodores rolled through their half of the bracket with a come-from-behind victory over Cal State Fullerton and two wins over TCU. The Dores provided plenty of drama in the win over the Titans, winning on Jeren Kendall's walk-off home run for a 4-3 victory in the resumption of a suspended game. Vandy won its third straight game at TD Ameritrade Park via the home run in the team's first game against TCU with Zander Wiel's seventh inning solo homer scoring the only run of the game. Vanderbilt breezed into the championship series with a 7-1 victory in the rematch against the Horned Frogs three days later. Vanderbilt claimed the opening game against Virginia 5-1 behind a dominant Carson Fulmer start with the right-hander turn in 7.2 scoreless innings in his final start as a Commodore.

Dansby Swanson and Fulmer led the team in their final season in black and gold earning first-team All-America honors with Swanson picking up National Player of the Year honors from D1Baseball.com and Perfect Game. Fulmer was named National Pitcher of the Year with Swanson earned the Brooks Wallace Award as the nation's top shortstop. The duo also became the second pair of Vanderbilt teammates and the fourth in the history of the Golden Spikes to be finalists in the same year joining Price and Pedro Alvarez from 2007. Corbin has coached three different pairs of teammates to be finalists for the Golden Spikes with the four Vanderbilt players joining Clemson's Khalil Green and Jeff Baker. Fulmer became the third Vanderbilt pitcher to pick up SEC Pitcher of the Year honors after becoming just the fourth pitcher in the league's history to win the pitching triple crown, leading the nation's premier league in wins, ERA and strikeouts. Freshmen Will Toffey, Jeren Kendall and Kyle Wright were consensus freshman All-America.

Three Commodores were selected in the first round of the MLB Draft, another program first, with Swanson, Fulmer and Walker Buehler all joining a growing group of Vanderbilt first round picks. Swanson became the second Commodore to hear his name called first with the Arizona Diamondbacks taking him No. 1 overall. Vanderbilt is one of two colleges to have multiple top picks with Price and Swanson. Fulmer was taken eighth overall by the Chicago White Sox and Buehler 24th overall by the Los Angeles Dodgers. Fulmer and Buehler became the eighth and ninth Vanderbilt pitchers under Corbin to be selected in the first round joining Jeremy Sowers (6th overall, Cleveland 2004), Price (1st overall, Tampa Bay 2007), Casey Weathers (8th overall, Colorado 2007), Mike Minor (7th overall, Atlanta 2009), Sonny Gray (18th overall, Oakland 2011), Grayson Garvin (59th overall, Tampa Bay 2011) and Tyler Beede (14th overall, San Francisco).

Vanderbilt finished off the school's second national championship and first men's title with a dramatic 3-2 victory over Virginia in the finals of the College World Series to cap a 51-21 season in 2014. The Vanderbilt skipper was named the consensus National Coach of the Year. Corbin's Commodores rose to the occasion in the postseason sweeping through the Nashville Regional with wins over Xavier and Oregon before taking down Stanford in three games of the Super Regional to advance to Vanderbilt's second College World Series in school history. Hawkins Field hosted NCAA Regionals and Super Regionals for the third time in four years. In Omaha, Corbin continued to push the Commodores with wins over rival Louisville in the first round and comeback win over UC Irvine. Vanderbilt reached the championship series with a dramatic, walk-off win over Texas on Tyler Campbell's bases loaded, infield single. The team sealed the national title in the third game thanks to an eighth inning, solo homer from John Norwood and clutch pitching from Adam Ravenelle. The final victory in Omaha gave the Dores a 10-3 record in the NCAA Tournament.

Corbin reached two more milestones during the regular season with his 500th victory at Vanderbilt, a 5-1 victory at Missouri on May 3, 2014, and his 600th career victory with a win at Arkansas on April 19, 2014.

Vanderbilt's middle infield of Swanson and Vince Conde led the way much of the season with the duo earning first team All-SEC honors. Both garnered All-America honors along with freshmen Bryan Reynolds and Hayden Stone, who picked up freshman All-America status. Fulmer was picked as a second team All-SEC and All-Defense team member by the league's coaches. Over the summer the Dores pulled off another program first with four players – Swanson, Fulmer, Bryan Reynolds and Buehler – suiting up for USA Baseball's Collegiate National Team, matching the Collegiate National Team's record for players from one school.

Tyler Beede became the ninth player under Corbin to be drafted in the first round of the MLB Draft in June when the San Francisco Giants picked Beede with the 14th overall selection.

For the second time in his career Corbin was named the SEC Coach of the Year by the league's coaches after the Commodores posted one of the best seasons in school history in 2013. The Commodores matched a school record with a 54-12 mark and smashed the Southeastern Conference record, finishing the conference slate an amazing 26-3. Vanderbilt won every series during the regular season, including

nine series sweeps. The squad outscored opponents by an average of 8.2-3.9 runs per game with the pitching staff turning in a sub 3.00 ERA for the second time in three seasons.

The Commodores' SEC regular season championship was the team's second in three years and third under Corbin. For the fourth time in five years the Dores played in the SEC Tournament championship and made their eighth straight NCAA Tournament while hosting regionals for the third time and super regionals for the second time.

Five Commodores earned All-American honors led by first-team All-Americans Tony Kemp and Beede. Kemp became just the second Commodore in history to be named SEC Player of the Year and just the third in league history to win both Freshman of the Year and Player of the Year awards in his career. Over the summer, Beede pitched for Team USA to become the 12th Vanderbilt player to don the stars and stripes.

The 2012 Commodores overcame a slow start to post the team's seventh straight trip to the postseason. The Dores finished the season as one of the hottest teams in the nation winning four consecutive SEC series, including series victories over No. 3 Kentucky and No. 4 LSU. Vanderbilt rolled into the SEC Tournament having won 12 of the last 15 regular season games. Corbin guided the Commodores to the tournament championship game for the sixth time in nine trips, losing to a red-hot Mississippi State team. Vanderbilt made the NCAA Tournament with a trip to the Raleigh Regional finishing runner-up to host NC State to end the season 35-28.

For the second consecutive season, the Commodores' freshman class was tabbed the nation's best by Baseball America, becoming the first school in the poll's 13-year history to post back-to-back top classes. Vanderbilt's 2012 freshman class was the unanimous top class, also picking up the honor from Collegiate Baseball. Since Corbin's arrival in 2003, Vanderbilt has earned three top-ranked recruiting classes (2005) and is the only school in the nation to have more than two top classes.

In 2012, one of Corbin's prize pupils, Price, was named the American League Cy Young Award winner. Price was the top overall pick by Tampa Bay in 2007 after a stellar career at Vanderbilt. The southpaw went 20-5 with a 2.56 ERA and 205 strikeouts over 211 innings for the Rays to become the first Commodore to win the Cy Young.

The Commodores' magical run to Omaha featured several school records equaled or passed. Vanderbilt won 54 games to match the school record set in 2007 and set the SEC record with 12 players selected in the Major League Baseball draft. Hawkins Field hosted the NCAA Regional round for just the second time in history and Super Regionals for the first time with the Dores sweeping through both rounds en route to the College World Series. Individual awards supplemented the team's success with Grayson Garvin earning SEC Pitcher of the Year and Kemp picking up SEC Freshman of the Year honors. Garvin became the second Vanderbilt pitcher to earn the prestigious league award joining Price, while Kemp is the second Commodore to be named the league's freshman of the year along with Pedro Alvarez. All four awards have come under Corbin's watch. Sonny Gray, Jason Esposito, Aaron Westlake and Garvin all garnered All-American honors with Kevin Ziomek, T.J. Pecoraro, Conrad Gregor and Kemp being named Freshmen All-American.

The 2010 Commodores racked up the second-most wins in school history finishing the year with a 46-20 mark, eventually falling at Florida State in the third game of the Super Regional. In order to get to Florida State the team advanced out of the Louisville regional, a place where the Dores' 2009 season end. During the regular season, Corbin led the Commodores to a 16-12 mark, good enough for third in the Southeastern Conference East Division behind Florida and eventual national champion South Carolina.

In 2009, Corbin took a young squad with seven new offensive starters and molded them into a team that finished with a 37-27 record and runner-up finishes in the SEC tournament and the NCAA Louisville Regional. The 2009 draft featured six Commodores selected, highlighted by junior pitcher Mike Minor's selection with the seventh overall pick by the Atlanta Braves. His selection marked the fifth time in the last three seasons a Vanderbilt student-athlete has been picked in the first round.

In 2008, Corbin guided the Commodores to their second straight 40-win season (41-22) and third consecutive appearance in the NCAA tournament. The Commodores battled through the first half of the season without the services of Preseason Player of the Year Pedro Alvarez and managed to record road sweeps over Mississippi State and Tennessee for the first time in school history.

The 2008 draft had eight Commodores selected, highlighted by Pedro Alvarez who was taken with the second overall pick by the Pittsburgh Pirates. Vanderbilt became the first school in draft history to have the first overall pick (Price in 2007) and second overall pick in consecutive drafts.

In 2007, Corbin guided the Commodores to their best season ever, finishing with a school-record 54 wins. The team also achieved a No. 1 national ranking for the first time in school history and held that honor for 13 of 15 weeks during the regular season.



# Head Coach Tim Corbin

Vanderbilt also swept through the SEC, winning both the regular season and tournament crown for the first time ever, and it marked the first time an SEC team had done it since 1996. The team lost only one conference series the entire season against SEC West Division winner Arkansas in Fayetteville and avenged the series loss by defeating the Razorbacks in the SEC tournament title game.

The conference recognized Corbin for the work he had done, naming him SEC Coach of the Year. Corbin also picked up co-National Coach of the Year honors from College Baseball Insider and regional Coach of the Year honors by the American Baseball Coaches Association.

The Commodores hosted their first NCAA Regional as the No. 1 national seed and arrived as a power in college baseball. Corbin's success and methods of running the Vanderbilt program has earned him respect among the college and international baseball communities. In the summer of 2006 he managed the USA Baseball National Team to a 28-2-1 record that culminated with a gold medal finish at the International University Sports Federation World University Championship in Havana, Cuba. The .919 winning percentage set a national team high and garnered special recognition by the United States Olympic Committee.

In 2006, he led a youthful Commodore squad to a 38-27 record and sixth-place finish in the rugged SEC. The team was the youngest team in the league, with seven everyday starters being freshmen or sophomores. For the second time in three seasons, Corbin guided the team to the SEC championship game and the young squad also gained valuable NCAA experience after advancing to the championship round of the Atlanta Regional. The team posted impressive series wins over College World Series participant Georgia, Super Regional participants South Carolina and Ole Miss, and took series on the road against Florida and LSU. The team handed LSU its worst conference loss at home in school history.

In 2005, Corbin directed the squad to its second consecutive 30-win season, an achievement that had not been done in over 15 years. The campaign was highlighted with series wins over Alabama, Mississippi, South Carolina and College World Series participant Tennessee.

In 2004, Corbin not only directed the Commodores to their first NCAA Tournament appearance in 24 years, but their first-ever Super Regional as they swept through the Charlottesville Regional with victories over George Mason, Princeton and host Virginia. In the Super Regional, they fell to the eventual national runner-up, Texas, still carved out a piece of history as the first team in NCAA baseball history to make it that far one year after finishing with a sub-.500 record. Vanderbilt racked up 45 wins, was the only team to rank among the SEC's top five in earned run average (first), batting average (fourth) and fielding percentage (first) and finished with a .703 winning percentage, third-best in the highly competitive conference, which sent nine schools to the NCAA Tournament. The Commodores' school-record .978 fielding percentage was second in the nation, and their 30 error-free games were 11 more than the previous season.

His first Vanderbilt team in 2003 finished 27-28 overall and 14-16 in the SEC, good enough for second in the Eastern Division. It earned a conference tournament berth with a season-ending sweep of Tennessee capped by a dramatic ninth-inning rally in the series finale. The overall and conference victory totals were the most by a first-year Vanderbilt coach and made more impressive by the fact that the Commodores were 12-5 in one-run games. That squad set then school records for fielding percentage (.972), fewest errors in a season (60), most saves in a season (15) and fewest walks allowed in a season (168). The team notched series victories over nationally-ranked conference foes LSU, Auburn and Florida, each among the top 15 at the time. On May 6, 2003, Vanderbilt recorded the first perfect game in school history, which was a collective effort. Four different pitchers contributed to the 4-0 victory over Western Kentucky.

In addition to the on field successes, the baseball program itself has had significant upgrades to the facilities with a new fieldhouse, complete with new locker rooms for players, coaches and Commodore alumni playing professional baseball. Also included are coach's offices, a classroom that overlooks Hawkins Field and a new weight room.

In 2009, permanent seats in the outfield pushed Hawkins Field seating capacity to double the amount when Corbin arrived in 2003. These upgrades reinforced the excitement and commitment made to the baseball program due to the successes Corbin achieved. In the latest facility improvement the playing surface at Hawkins Field was replaced during the summer of 2012 with a synthetic surface. The timing of the change to turf was perfect as the Commodores played multiple games in bad weather during the 2013 season.

Corbin, along with his coaching staff's recruiting efforts paid off in 2005, 2011 and 2012 as each recruiting class was labeled the nation's best by Baseball America.

Before Corbin was hired as the 21st coach in program history, Vanderbilt had not earned a spot in the conference tournament in a decade but made the post-season tournament in 2004. During the 2004 regular season, Vanderbilt swept a series against Mississippi State for the first time. It was one of three conference whitewashes and one of five series wins in all. His efforts earned him the 2004 Vanderbilt

Coach of the Year award and a nomination for the Nashville Sports Council's Sports Person of the Year. Plus, a school-record five players were named to the SEC All-Tournament team, five players were drafted on the first day and seven Vanderbilt players in all were chosen in the Major League Baseball Draft, topped by No. 6 overall pick, Jeremy Sowers.

Corbin came to Vanderbilt following nine seasons as an assistant coach at baseball power Clemson. During his time there (1994-2002), the Tigers had more victories than all but four programs. Clemson won more than 71-percent (434 wins, 172 losses) of its games, captured two Atlantic Coast Conference regular season titles, made nine appearances in the NCAA Tournament and reached the College World Series four times (1995, 1996, 2000 and 2002). The Tigers ended the 2002 season with their ninth consecutive top-25 finish and sixth top 10-finish since 1994. Corbin was promoted twice during his tenure. He received the title of assistant head coach in 1998 and in September 2001 became associate head coach and recruiting coordinator. He crafted a national reputation as one of the most respected assistant coaches in the country while helping produce nine straight top-25 ranked recruiting classes. His on-field work with outfielders and hitters helped 20 Clemson players earn All-America honors and 36 drafted to play professional baseball.

Corbin's dedication and attention to detail caught the eye of the national baseball publication Baseball America on numerous occasions. In 1997, it touted the Clemson coaching staff as one of the top five "College Recruiting Staffs" in the country. It later tabbed the 1999 Tiger freshman class as No. 1 nationally. In 2000, Baseball America and the American Baseball Coaches Association named Corbin its National Assistant Coach of the Year. Also in 2000, Southern California head coach Mike Gillespie served as skipper of the USA Baseball team and chose Corbin as an assistant for his staff. That group guided the Americans to a gold-medal finish at the World Championships in the Netherlands, and that team set a national program record for best winning percentage (.900).

Prior to his tenure at Clemson, Corbin was head coach at Presbyterian College for six seasons beginning in 1988. There he restarted a baseball program that had been dormant for several years. He directed Presbyterian College from NAIA to NCAA Division II status and had a 106-138 overall record. Along the way, the Blue Hose made three consecutive appearances in the South Atlantic playoffs (1991-93), and Corbin earned South Atlantic Coach of the Year honors in 1990.

---

**Vanderbilt – 2003-present (Head Coach)** • Corbin's record of 740-354-1 (.676) is first all-time in wins at Vanderbilt and first in winning percentage for coaches with 100-plus games ... Boasts a career record of 846-492-1 (.632) ... Has led Vanderbilt to 14 consecutive NCAA Tournament appearances, matching Arkansas's Dave Van Horn (2003-15) for the longest in SEC history ... Helped Vanderbilt to four College World Series appearances including three trips to the finals and two national championships ... Since taking over in 2003, 48 players have been named All-America including 14 who have received first-team All-America recognition ... Tutored 28 freshman All-Americans and 24 future MLB players.

**Team USA – 2006 (Head Coach)** • Guided National Team to its then-best record, finishing 28-2-1 (.919) ... Club became first Team USA contingent to win a tournament on Cuban soil ... Team hit .300 while pitching staff sported a 1.24 ERA and 10 shutouts.

**Clemson – 2001-02 (Associate Head Coach)** • Helped Clemson to its ninth consecutive top-25 finish during 2002 College World Series run ... During his tenure with the Tigers, the program won more than 71% (434 wins, 172 losses) of its games, captured two Atlantic Coast Conference regular season titles, made nine appearances in the NCAA Tournament and reached the College World Series four times (1995, 1996, 2000 and 2002) ... His on-field work with outfielders and hitters helped 20 student-athletes earn All-America honors and 36 play professional baseball.

**Clemson – 1998-01 (Assistant Head Coach)** • Named national assistant coach of the year in 2000 by Baseball America and the American Baseball Coaches Association ... Helped Clemson reel in nation's No. 1 recruiting class in 1999 ... Part of 2000 College World Series squad.

**Team USA – 2000 (Assistant Coach)** • Served on USC head coach Mike Gillespie's staff, helping Team USA capture the gold medal at the World Championships in the Netherlands while posting a national program record for winning percentage (.900).

**Clemson – 1994-98 (Assistant Coach)** • Part of Tiger staff recognized as top-five "college recruiting staffs" in the country by Baseball America in 1997.

**Presbyterian – 1988-93 (Head Coach)** • Restarted program that was dormant for several years ... Directed Presbyterian from NAIA to NCAA Division II status ... Posted 106-138 record ... Blue Hose made three consecutive South Atlantic playoffs (1991-93) ... Named South Atlantic Coach of the Year in 1990.

**Wofford – 1987 (Assistant Coach)**

**Ohio State – 1985-86 (Graduate Assistant)**

# Student-Athletes and Recruits Drafted Under Corbin

2021		
Jack Leiter, RHP	TEX	1st Round (2nd Overall)
Jordan Lawlar, SS	ARI	1st Round (5th Overall)
Kumar Rocker, RHP	NYM	1st Round (10th Overall)
Joshua Baez, OF	STL	2nd Round
Michael Morales, RHP	SEA	3rd Round
Luke Murphy, RHP	LAA	4th Round
CJ Rodriguez, C	OAK	5th Round
Hugh Fisher, LHP	ARI	10th Round
Davis Diaz, INF	ARI	12th Round
Jayson Gonzalez, INF	CWS	17th Round
Carter Holton, LHP	MIL	19th Round
Dominic Keegan, UTL	NYN	19th Round

2020*		
Austin Martin, UTL	TOR	1st Round (5th overall)
Robert Hassell III, OF	SD	1st Round (8th overall)
Pete Crow-Armstrong, OF	NYM	1st Round (19th overall)
Tyler Brown, RHP	HOU	3rd Round
Jake Eder, LHP	MIA	4th Round
Mason Hickman, RHP	CLE	5th Round
<i>*Draft shortened to five rounds</i>		

2019		
JJ Bleday, OF	MIA	1st Round (4th overall)
Anthony Volpe, SS	NYN	1st Round (30th overall)
Kendall Williams, RHP	TOR	2nd Round
Trelyn Fletcher, OF	STL	2nd Round
Drake Fellows, RHP	SD	6th Round
Philip Clarke, C	TOR	9th Round
Ethan Paul, SS	PIT	9th Round
Stephen Scott, OF	BOS	10th Round
Zach King, LHP	MIA	13th Round
Jackson Gillis, LHP	MIL	13th Round
Joe Goblott, LHP	TB	16th Round
AJ Franklin, LHP	KC	17th Round
Patrick Raby, RHP	CIN	17th Round
Pat DeMarco, OF	NYN	17th Round
Jack Leiter, RHP	NYN	20th Round
Ty Duvall, C	OAK	25th Round
Parker Noland, 3B	MIA	31st Round
Spencer Jones, OF	LAA	31st Round
Julian Infante, 1B	MIA	36th Round
Maxwell Romero Jr., C	CIN	38th Round
T.J. McKenzie, SS	STL	39th Round

2018		
Ryan Weathers, LHP	SD	1st Round (7th overall)
Ethan Hankins, RHP	CLE	1st Round (35th overall)
Xavier Edwards, SS	SD	CBA, 38th pick
Will Banfield, C	MIA	CBB, 69th pick
Connor Kaiser, SS	PIT	3rd Round
Ryder Green, OF	NYN	3rd Round
Reid Schaller, RHP	WAS	3rd Round
Chandler Day, RHP	WAS	7th Round
Brett Hansen, RHP	HOU	38th Round
Nick Northcut, 3B	BOS	11th Round
Maddux Conger, RHP	DET	22nd Round
Justin Wilson, RHP	RHP	23rd Round
Alonzo Jones, OF	OAK	25th Round
Ethan Paul, SS	PIT	26th Round
Stephen Scott, OF	MIA	31st Round
Austin Becker, RHP	TEX	37th Round
Kumar Rocker, RHP	COL	38th Round
Isaiah Thomas, OF	COL	39th Round

2017		
Kyle Wright, RHP	ATL	1st Round (5th overall)
Jeren Kendall, OF	LAD	1st Round (23rd overall)
Will Toffey, 3B	OAK	4th Round
Jason Delay, C	PIT	4th Round
Collin Snider, RHP	KC	12th Round
Reed Hayes, RHP	BAL	13th Round
Matt Ruppenthal, RHP	HOU	17th Round
Pat DeMarco	NYN	24th Round
Cooper Davis	OF	25th Round
Tyler Brown, RHP	CIN	26th Round
Jake Eder, LHP	NYM	34th Round
Ro Coleman, OF	DET	34th Round

2016		
Ian Anderson, RHP	ATL	1st Round (3rd overall)
Braxton Garrett, LHP	MIA	1st Round (7th overall)
Jordan Sheffield, RHP	LAD	1st Round (36th overall)
Ben Bowden, LHP	COL	2nd Round
Bryan Reynolds, OF	SF	2nd Round
Thomas Jones, OF	MIA	3rd Round
Jason Delay, C	SF	11th Round
John Kilichowski, LHP	STL	11th Round
Kobie Taylor, OF	TEX	15th Round
Will Toffey, 3B	BAL	25th Round

2015		
Dansby Swanson, SS	ARI	1st Round (1st overall)
Carson Fulmer, RHP	CHW	1st Round (8th overall)
Walker Buehler, RHP	LAD	1st Round (24th overall)
Nolan Watson, RHP	KC	1st Round (33rd overall)
Triston McKenzie, RHP	CLE	1st Round (42nd overall)
Bryce Denton, 3B	STL	2nd Round
Philip Pfeifer, LHP	LAD	3rd Round
Rhett Wiseman, OF	WAS	3rd Round
Darryl Wilson, OF	CHC	4th Round
Tyler Ferguson, RHP	TEX	6th Round
Zander Wiel, 1B	MIN	12th Round
Reggie Pruitt, OF	TOR	24th Round
Donny Everett, RHP	MIL	29th Round
Chandler Day, RHP	CLE	30th Round
Alonzo Jones, SS	CHC	36th Round
John Kilichowski, LHP	CHC	39th Round

2014		
Tyler Beede, RHP	SF	1st Round (14th overall)
Touki Toussaint, RHP	ARI	1st Round (16th overall)
Justus Sheffield, LHP	CLE	1st Round (31st overall)
Cody Reed, LHP	ARI	2nd Round
Adam Ravenelle, RHP	DET	4th Round
Dylan Cease, RHP	CHC	6th Round
Vince Conde, SS	NYN	9th Round
Jared Miller, LHP	ARI	11th Round
Brian Miller, RHP	TB	15th Round
Will Toffey, 3B	NYN	23rd Round
Jeren Kendall, OF	BOS	30th Round

2013		
Kevin Ziomek, LHP	DET	2nd Round
Conrad Gregor, 1B	HOU	4th Round
Tony Kemp, 2B	HOU	5th Round
Connor Harrell, OF	DET	7th Round
Spencer Navin, C	LAD	11th Round
Jordan Sheffield, RHP	BOS	13th Round
Mike Yastrzemski, OF	BAL	14th Round
Aubrey McCarty, INF/P	SF	35th Round
Ro Coleman, INF	CWS	40th Round

2012		
Matt Olson, 1B	OAK	1st Round (47th overall)
Collin Wiles, RHP	TEX	1st Round (53rd overall)
Sam Selman, LHP	KC	2nd Round
Drew VerHagen, RHP	DET	4th Round
Anthony Gomez, SS	MIA	6th Round
Walker Buehler, RHP	PIT	14th Round
Carson Fulmer, RHP	BOS	15th Round
Will Clinard, RHP	DET	19th Round
Rhett Wiseman, OF	CWS	25th Round
Mike Yastrzemski, OF	SEA	30th Round
Connor Harrell, OF	DET	31st Round
Xavier Turner, 3B	BOS	34th Round
Pat Delano, RHP	BOS	35th Round
Dansby Swanson, SS	COL	38th Round
Tyler Ferguson	SF	40th Round

2011		
Sonny Gray, RHP	OAK	1st Round (18th overall)
Tyler Beede, RHP	TOR	1st Round (21st overall)
Kevin Comer, RHP	TOR	1st Round (57th overall)
Grayson Garvin, LHP	TB	1st Round (59th overall)
Jason Esposito, 3B	BAL	3rd Round
Jack Armstrong, RHP	HOU	3rd Round
Aaron Westlake, 1B	DET	3rd Round
Corey Williams, LHP	MIN	3rd Round
Taylor Hill, RHP	WAS	6th Round
Mark Lamm, RHP	ATL	6th Round
Curt Casali, C	DET	10th Round
Shawon Dunston Jr., OF	CHC	11th Round
John Norwood, OF	TOR	12th Round
Navery Moore, RHP	ATL	14th Round
Will Clinard, RHP	MIN	30th Round
Philip Pfeifer, LHP	TEX	44th Round
Adam Ravenelle, RHP	NYN	44th Round
Nevin Wilson, LHP	PHI	44th Round
Joe Loftus, OF	ARI	46th Round

2010		
Drew Hayes, RHP	CIN	11th Round
Kevin Ziomek, LHP	ARI	13th Round
Aaron Westlake, 1B/OF	TOR	22nd Round
Taylor Hill, RHP	CLE	30th Round
Russell Brewer, RHP	COL	31st Round
Andrew Giobbi, C	SEA	32nd Round
Joel McKeithan, SS	COL	39th Round
Conrad Gregor, 1B/OF	CWS	40th Round
Chase Reid, RHP	STL	41st Round
Robert Hansen, RHP	STL	45th Round
T.J. Pecoraro, RHP	HOU	48th Round

2009		
Mike Minor, LHP	ATL	1st Round (7th overall)
Caleb Cotham, RHP	NYN	5th Round
Nick Christiani, RHP	CIN	13th Round
Sam Selman, LHP	LAA	14th Round
Steven Liddle, OF	MIN	15th Round
Drew Hayes, RHP	SEA	22nd Round
Regan Flaherty, INF/OF	SEA	28th Round
Michael Yastrzemski, OF	BOS	36th Round
Jonathan White, OF	ARI	40th Round

## Student-Athletes and Recruits Drafted Under Corbin

2008		
Pedro Alvarez, 3B	PIT	1st Round (2nd overall)
Ryan Flaherty, SS	CHC	1st Round (41st overall)
Brett Jacobson, RHP	DET	4th Round
Ryan Westmoreland, OF	BOS	5th Round
Jason Esposito, SS	KC	7th Round
Dominic de la Osa, OF	MIN	11th Round
David Macias, OF	CHC	19th Round
Shea Robin, C	HOU	20th Round
Navery Moore, RHP	BOS	26th Round
Sonny Gray, RHP	CHC	27th Round
Matt Marquis, OF	BOS	28th Round
Joe Loftus, 3B	MIN	29th Round
Nick Christiani, RHP	CLE	32nd Round
Jack Armstrong, RHP/1B	TEX	36th Round
Will Clinard, RHP	LAD	37th Round
Alex Feinberg, 2B	COL	43rd Round
Grayson Garvin, LHP	HOU	45th Round

2007		
David Price, LHP	TB	1st Round (1st overall)
Casey Weathers, RHP,	COL	1st Round (8th overall)
Dominic de la Osa, INF/OF	DET	10th Round
Cody Crowell, LHP	TOR	14th Round
Ty Davis, RHP	ARI	22nd Round
Tyler Rhoden, RHP	CIN	22nd Round
Jonathan White, OF	MIL	24th Round
Stephen Shao, LHP	COL	26th Round
Kellen St. Luce, LHP	FLA	37th Round
Chase Reid, RHP	MIL	42nd Round
Sean Bierman, LHP	CIN	42nd Round
Joey Manning, OF	PHI	47th Round

2006		
Mike Minor, LHP	TB	13th Round
Matt Buschmann, RHP	SD	15th Round
Brian Hernandez, C	SD	19th Round
Casey Weathers, RHP	DET	25th Round
Greg Moviell, LHP	SEA	26th Round

2005		
Kyler Burke, OF	SD	1st Round (35th overall)
Jensen Lewis, RHP	CLE	3rd Round
Ryan Mullins, LHP	MIN	3rd Round
Mike Baxter, 1B	SD	4th Round
Jeff Sues, RHP	PIT	5th Round
Ryan Rote, RHP	CWS	5th Round
Brett Jacobson, RHP	ARI	11th Round
Pedro Alvarez, 3B	BOS	14th Round
Warner Jones, INF	DET	17th Round
Tony Mansolino, INF	PIT	26th Round
Antoan Richardson, OF	SF	35th Round
Bobby Kennedy, LHP	PHI	39th Round
Kurt Lipton, OF	SF	40th Round
Diallo Fon, OF	NYN	49th Round

2004		
Jeremy Sowers, LHP	CLE	1st Round (6th overall)
Kyle Waldrop, RHP	MIN	1st Round (25th overall)
Cesar Nicolas, 1B/DH	ARI	5th Round
Ryan Klosterman, SS	TOR	5th Round
Antoan Richardson, OF	ARI	13th Round
Jeff Sues, RHP	CLE	14th Round
David Price, LHP	LAD	19th Round
Jonathan Douillard, C	CHC	28th Round
Ryan Davis, INF	TB	36th Round
Ryan Rote, RHP	NYN	37th Round
Dominic de la Osa, INF	DET	49th Round

2003		
Robert Ransom, RHP	CHC	23rd Round
Steven Jackson, RHP	CLE	32nd Round
Greg Del George, INF	CWS	46th Round

2002		
Khalil Greene, SS	SD	1st Round (13th overall)
Michael Johnson, INF	SD	2nd Round
Jeff Baker, INF	COL	4th Round
William Lamura, RHP	CWS	5th Round
Matt Henrie, RHP	ARI	7th Round
Stephen Reba, RHP	COL	21st Round
Jarrod Schmidt, RHP	CIN	24th Round
Ryan Childs, RHP	BAL	33rd Round

2001		
Josh Cram, RHP	SF	4th Round
Patrick Boyd, OF	TEX	7th Round
Khalil Greene, INF	CHC	14th Round
Steve Reba, RHP	OAK	16th Round
Nick Glaser, RHP	PHI	35th Round

2000		
Patrick Boyd, OF	TEX	4th Round
Ryan Mottl, RHP	CIN	6th Round
Scott Berney, RHP	COL	18th Round

1999		
Mike Paradis, RHP	BAL	1st Round (13th overall)
Chris Heck, LHP	SD	5th Round
Brian Adams, LHP	BOS	11th Round
Doug Roper, INF	TOR	26th Round
Ryan Mottl, RHP	TEX	27th Round
Kurt Bultmann, INF	PIT	34th Round

1998		
Matt Padgett, OF	FLA	5th Round
Matt White, LHP	CLE	15th Round

1997		
Matthew LeCroy, C	MIN	1st Round (50th overall)
Gary Burnham, OF	PHI	22nd Round

1996		
Kris Benson, RHP	PIT	1st Round (1st overall)
Billy Koch, RHP	TOR	1st Round (4th overall)
David Shepard, RHP	CIN	3rd Round
Ken Vining, LHP	CWS	4th Round
Brian Matz, LHP	MON	8th Round
Paul Galloway, INF	SF	14th Round
Doug Livingston, INF	COL	17th Round



## Associate Head Coach Scott Brown



### The Brown File

Alma Mater • SUNY-Cortland '00

Family • Wife, Mary;  
son, Nolan;  
daughters, Kelsey, Riley and Emma

Age • 44

Twitter • @browntown\_vandy

The 2022 season is Scott Brown's 10th as the pitching coach and seventh as associate head coach at Vanderbilt. Brown has helped the Commodores go 391-160-1 (.709) and strike out a nation-high 5,336 batters during his eight seasons.

During Brown's tenure, 34 Commodore pitchers have been selected in the MLB Draft, including 12 in the first three rounds. Four Vanderbilt hurlers were selected in the 2021 draft, including three in the top-four rounds and two first-round selections.

Brown has helped the Dores to two national championships, four College World Series finals appearances, eight NCAA Tournaments and six NCAA Super Regional appearances. Since 2013, 12 different Vandy pitchers have been named All-America.

Vanderbilt concluded its 2021 season with a second straight appearance to the College World Series, marking the second time the program has made consecutive trips to Omaha. The Commodores finished as the national runner-up behind a 49-18 mark, falling one game short of the national title.

Vandy set a program record with 790 strikeouts, which ranked second in the nation. The pitching duo of Kumar Rocker and Jack Leiter tied for the nation's lead in strikeouts with 179 apiece, becoming the first pair of teammates to lead the country in strikeouts in at least 30 seasons.

Rocker tied a program single-season record in wins with 14, which placed him first in the country, while Leiter ranked sixth in the nation with 11 wins on the campaign. Rocker and Leiter were tabbed finalists for both the Golden Spikes Award and the Dick Howser Trophy, becoming the third Vanderbilt duo to do so in the same season.

The Commodores closed out the campaign with a 3.46 ERA, which ranked eighth in the nation and led the SEC, while notching eight shutouts on the season. The Vandy pitching staff led the country in hits allowed per nine innings with a mark of 6.26, while posting the second-best WHIP in the nation at a mark of 1.11.

In July, Leiter and Rocker were both selected in the top-10 of the Major League Baseball Draft, marking the second time that Vanderbilt has had multiple top-10 picks since Brown's arrival to Nashville.

The Commodores capped their shortened 2020 campaign ranked No. 5 by Collegiate Baseball. Vanderbilt led the nation in ERA (1.84) while finishing third in hits allowed per nine innings (5.51), fourth in strikeouts per nine innings (12.1) and fifth in shutouts (4). Vanderbilt tossed three consecutive shutouts for the first time since 2011, doing so from Feb. 18-21.

In 2019, Vanderbilt led the nation with 765 strikeouts, marking the third time in six seasons the Commodores have accomplished the feat. Three pitchers finished in the top-15 nationally in wins including right-hander Drake Fellows, who matched a national-best with 13.

All six draft-eligible pitchers were selected in the 2019 MLB Draft including Fellows who was taken in the sixth round by the San Diego Padres. Reliever Tyler Brown, who enters his junior season in 2020, set a school record with 17 saves, a mark that ranked second nationally and tops in the SEC.

Right-hander Kumar Rocker burst into the spotlight, being named the College World Series Most Outstanding Player in addition to being tabbed freshman of the year by Baseball America and D1Baseball.com. n a 3-0 win over Duke in the NCAA Super Regional on June 8, Rocker threw Vanderbilt's first individual no-hitter since 1971. Rocker set a Vanderbilt postseason record for strikeouts (19), surpassing David Price's mark of 17 against Austin Peay in 2007.

The Dores finished the 2018 season ranked 20th nationally with 9.4 strikeouts per nine innings. Right-hander Mason Hickman was named freshman All-America following while four Commodores

heard their name called during the MLB Draft.

The 2017 season resulted in Brown's fifth first-round arm taken in the MLB Draft when the Atlanta Braves selected Kyle Wright with the fifth overall pick. The right-hander started 16 games for the Dores and went 5-6 with a 3.40 ERA. He struck out a team-high 121 in 103.1 innings pitched. He was named first-team All-SEC, joining Carson Fulmer as Commodore pitchers to nab first-team honors.

Wright teamed with sophomore Patrick Raby to give Vanderbilt one of the best tandems in the country. Raby with 10-4 with a 2.73 ERA in 16 starts. He tossed a team-high 105.1 innings. Starters Drake Fellows and Chandler Day rounded into form as the season progressed. Fellows started 10 games and pitched in 16 overall. He posted a 3-3 record with a 3.30 ERA in 62.2 innings. Day went 7-2 with a 3.78 ERA in 13 games (12 starts).

Brown's staff posted five shutouts to run the total to 35 during his tenure. The pitching staff led the SEC in hits allowed per nine innings. The group yielded only 7.47 hits per nine, sixth-best in the country.

Brown's fourth season on West End featured another first-round pick in Jordan Sheffield, his fourth with the Commodores. Sheffield headlined a young pitching staff that punched out 593 batters and walked just 211, the team's fewest since 2011. The staff also combined for nine shutouts. Junior Ben Bowden's 10 saves led the Dores and placed him fourth in a single season at Vanderbilt all-time.

Sophomore Kyle Wright blossomed in a move from the bullpen to the starting rotation, going 8-4 with a 3.09 ERA in 16 starts. Wright earned second team All-SEC honors after going 5-3 with a 1.76 ERA in his 10 league starts. Brown also developed freshman Patrick Raby into a freshman All-American and freshman All-SEC pitcher in his first season. Raby started 10 games for the Commodores, going 7-1 with a 2.61 ERA.

For the second straight season, Brown's pitching staff broke the school record for strikeouts, smashing 2014's total with 703 strikeouts as the Commodores marched back to the College World Series finals for the second straight year. For the third time under Brown, Vandy posted a team ERA under 3.00 (2.84), marking the first time in program history the team has posted three consecutive team ERAs under 3.00. The Dores' 14 shutouts led the nation and also set a program standard.

The Vanderbilt pitching staff held two first round picks in Carson Fulmer (8th overall) and Walker Buehler (24th overall) and a third-round pick in Philip Pfeifer. Fulmer matched the school record with 14 wins en route to National Pitcher of the Year honors and being named consensus first team All-America as well as SEC Pitcher of the Year. He became the fourth pitcher in league history to win the pitching triple crown, leading America's best conference in wins, ERA and strikeouts. Fulmer's career ERA of 1.99 is just the second sub-2.00 career ERA in school history, joining the legendary Jeff Peeples.

Brown developed Kyle Wright into a freshman All-American as the right-hander moved into the team's closer role at the end of the season, finishing the year with a 6-1 record and 1.23 ERA.

Brown's second Vandy pitching staff set the school record with 636 strikeouts, passing the epic 2007 pitching staff that featured David Price and Casey Weathers. The Dores' pitching staff also posted a sub-3.00 ERA for the second straight season under Brown with a 2.90 team ERA led by All-SEC pitcher Carson Fulmer, whose 1.98 ERA was the fifth-lowest in school history and lowest since 1973.

Fulmer's low ERA marked the second straight season that a Commodore pitcher posted an ERA in the top 10 in school history. Fulmer also led the team with 10 saves before seamlessly transitioning to the starting rotation midway through conference play.

The staff also featured first-round pick Tyler Beede, who led the team with 116 strikeouts, and 12-game winner Walker Buehler. Buehler's 12 wins matched the third-most in a single-season by a Commodore.

Brown again developed a freshman into a freshman All-American with Hayden Stone earning the honor. Stone's freshman campaign was phenomenal with the right-hander striking out 80 in 58 innings. Brown developed one freshman pitcher into a freshman All-American in each of his first three seasons at Vanderbilt.

The Commodores' pitching staff posted one of the best years in Vanderbilt history in Brown's first season going 54-12 with 24 saves and a team ERA of 2.76 - marking the second time in three years the Dores have posted a sub-3.00 ERA. The Vandy pitching staff was dominant led by All-Americans Tyler Beede, Kevin Ziomek and Brian Miller leading the way with freshman All-American Carson

## Coaching Staff

Fulmer playing a key role. Beede and Ziomek paired up to be a force for the Commodores combining to win 25 games with Beede winning a school record 14 games. Miller became the school's all-time saves leader with a school single-season record 16 saves in 2013 to give him 21 in his first two seasons.

Brown's work with freshmen Fulmer, Buehler and Tyler Ferguson was evident as the trio improved throughout the season. Fulmer blossomed into one of the Commodores' most valuable pitchers in the bullpen down the stretch. Buehler spent time in the weekend starting rotation and Ferguson started four midweek games for the squad going 3-1.

Brown joined the Commodores after nine successful seasons at St. John's as the Red Storm's pitching coach. During his time at St. John's, Brown oversaw remarkable progress in the Red Storm pitching staff, a group that has had 15 players sign professional contracts in eight seasons. Four pitchers (Rob Delaney, Craig Hansen, Anthony Varvaro and Scott Barnes) that Brown mentored at St. John's have played major league baseball.

Led by first-team All-Big East and second team all-region honoree Kyle Hansen, the 2011 staff tossed four shutouts, had 399 strikeouts and limited opponents to just a .261 average. Hansen, who tossed a complete-game shutout against Notre Dame, set a school-record with 107.2 innings pitched and finished with 106 strikeouts, good for sixth all-time.

The 2010 pitching staff helped the team win a school-record 43 games and racked up 455 strikeouts, second-most in school history. A third-team All-Big East selection, freshman Kyle Hansen earned freshman All-America honors from Baseball America, Louisville Slugger and the NCBWA, and was the Big East Tournament Most Outstanding Player. Three players were drafted in the MLB Draft, and alums Rob Delaney and Anthony Varvaro each made their Major League debuts.

A season after seven pitchers graduated or were drafted, a young 2009 staff that featured four freshmen ranked sixth in the Big East with 328 strikeouts. Brown also had two of his alums, Rob Delaney and Anthony Varvaro, added to MLB 40-man rosters.

Brown helped lead the 2008 pitching staff to a 3.78 ERA, which ranked first in the Big East and ninth in the country, and gave the Red Storm staff an ERA that ranked in the top 10 nationally for the third straight season. Lefty George Brown was a second-team All-American, Big East Pitcher of the Year and a first team all-conference selection, while Scott Barnes (first team) and Colin Lynch (second team) also earned all-conference honors. Five players were also selected in the MLB Draft, as Barnes (8th round), Justin Gutsie (14th), Jared Yecker (22nd), Brown (27th) and Lynch (40th) all signed professional contracts.

The 2007 staff posted a 3.48 ERA, which ranked 10th in the country and second in the Big East, and two pitchers earned All-Big East recognition as southpaw Scott Barnes was named to the first team and lefty George Brown earned third-team honors.

In his third season at St. John's, Brown guided the 2006 pitching staff to an ERA (3.21) that ranked fifth in the country.

The 2005 Red Storm staff had a combined 3.38 ERA and set a school record with a conference-leading 499 strikeouts. Craig Hansen and Anthony Varvaro each earned All-America honors, while Hansen was named Big East Pitcher of the Year. Four pitchers went on to sign professional contracts. Hansen went on to become the first player in Red Sox history to make his major league debut the same year he was drafted.

In 2004, his first season at St. John's, Brown guided the Red Storm pitching staff to a 3.86 ERA, which ranked second in the Big East and was nearly a run-and-a-half better than the previous season.

From 2002-04, Brown served as the head coach of the Sanford Mainers of the New England Collegiate Baseball League, one of the top summer wooden-bat leagues in the nation. Brown was named the league's manager of the year.

Brown came to St. John's from the State University of New York at Cortland, where he served four years as an assistant coach.

Brown first entered the coaching ranks after a stellar three-year pitching career at Cortland. A second team All-American in 1999 after going 9-1 with a 2.03 ERA, Brown racked up 19 career victories at Cortland, a mark that tied for fifth-most in school history.



### **Mike Baxter** Hitting Coach Recruiting Coordinator 5th season at Vanderbilt Vanderbilt '05

The 2022 season is Mike Baxter's fifth as hitting coach and recruiting coordinator for the Commodores.

Vanderbilt put together a strong offensive campaign in 2021, culminating in the program's second consecutive appearance in the College World Series and fourth trip to Omaha in the last eight seasons. The Commodores posted a 49-18 overall record, while finishing as the national runner-up.

At the plate, Vandy ranked second in the SEC in batting average, hitting at a .285 mark, while ranking fourth in the nation in hits with 653. The Commodore offense recorded 92 home runs, which ranked sixth in the country and marked the second-most in program history.

Freshman Enrique Bradfield was tabbed as a unanimous Freshman All-American and a consensus All-American, while becoming the third player in Vanderbilt history to be named SEC Freshman of the Year. Bradfield led the Commodores with 82 hits, while registering a nation-leading 47 stolen bases on the season.

Vanderbilt's 2020 recruiting class earned the top spot in Perfect Game's recruiting rankings, highlighted by four members of the Top 100 of the class.

Despite a shortened 2020 season, the Commodores saw significant development from true freshmen class that accounted for 37 percent (37 of 99) of the team's RBIs, 36 percent (59 of 65) of hits and 35 percent of runs (34 of 98). Meanwhile, junior Austin Martin continued his spectacular career, batting .377 in 16 starts while leading the team with 15 runs and six doubles.

The Commodores surged offensively during their historic 2019 campaign, setting single-season records in home runs (100), RBIs (541), walks (339) and runs (578). Vanderbilt posted an SEC-record 59 wins en route to capturing the College World Series title. Vanderbilt secured the SEC regular season and tournament titles, becoming the first program to accomplish the feat outright since Vandy's 2007 program did so.

During his second season as recruiting coordinator, Baxter hauled in the top spot in Baseball America's recruiting rankings highlighted by a national-best nine student-athletes that were ranked among the publication's top 500 prospects for the 2019 Major League Baseball Draft.

During his first season, Vanderbilt made a run to the NCAA Super Regionals, hosting the event for the first time since 2014. The Commodores won 10 of their final 14 games and capped the season inside the top 25 in all six polls.

Offensively, the team swatted 67 home runs (23rd nationally) and stole 101 bases, finishing atop the SEC for the third time in six seasons. With Baxter's guidance, three offensive players were named Collegiate Baseball Freshman All-America.

As recruiting coordinator, Baxter helped the Commodores bring in the nation's No. 2-ranked class, according to Baseball America. The unit featured six players on the 2018 BA500, which ranks the best 500 players in the draft class. The 14-member class hailed from 10 different states.

Baxter joined Vanderbilt after a 12-year professional baseball career that included playing in the big leagues for four organizations over parts of six seasons. Baxter made his major league debut with the San Diego Padres in 2010, and also played for the New York Mets (2011-13), Los Angeles Dodgers (2014) and Chicago Cubs (2015).

Immediately following his playing career, Baxter was hired by the Toronto Blue Jays organization as a special assistant for the 2016 season.

He was drafted by San Diego in the fourth round of the 2005 MLB Draft following a successful two-year career for the Commodores. Baxter put together a huge season in 2005 when he led the team with a .374 average, 79 hits, 48 RBI, 16 doubles, nine home runs, three triples and 30 walks. He was awarded the Jeff Peeples Most Valuable Teammate award. Baxter was named to the All-SEC Academic team in 2004 and 2005.

Baxter graduated from Vanderbilt with a bachelor of arts degree in human and organizational development from the Peabody College. Baxter resides in Green Hills with his wife, Diana, and their two children, Will and Annie.



### **Tyler Shewmaker** **Volunteer Assistant Coach** **1st season at Vanderbilt** **Kentucky Wesleyan '08**

The 2022 season is the first for Tyler Shewmaker as an assistant coach with the Vanderbilt baseball program.

Shewmaker spent the past two seasons as an assistant coach and recruiting coordinator for the Fighting Camels, after serving as the volunteer assistant coach for one year and the director of baseball operations in his initial season. During his time in Buies Creek, he helped lead Campbell to three consecutive conference championships in the Big South and three consecutive NCAA Regional appearances.

In addition to supervising the recruiting efforts for the Fighting Camels, Shewmaker oversaw the development of the Campbell catchers, while working primarily with the hitters and assisting with offensive game planning.

Prior to his time in Buies Creek, Shewmaker served as an assistant coach at his alma mater, Kentucky Wesleyan College, in 2017. He assisted heavily with recruiting for the Panthers and helped lead them to their first NCAA Division II Regional.

In addition to recruiting, Shewmaker worked full-time with Kentucky Wesleyan's catchers and assisted with hitting and base running. He also created and monitored the Panthers' strength and conditioning program for position players.

Shewmaker has coached and assisted with recruiting players from all three NCAA divisions, NAIA and NJCAA.

Shewmaker spent the summer of 2017 as an assistant coach for the Fayetteville SwampDogs of the Coastal Plain League. He helped lead the team to the first-half division title and a league playoff berth. Since 2017, including once that year, eight players that Shewmaker coached in Fayetteville have either been drafted or signed by an MLB club.

As a player, Shewmaker was a career .306 hitter in three seasons at Kentucky Wesleyan. Between 34 hits, he tallied four doubles and three triples. He also drove in 17 runs and drew 17 walks. Off the field, he was a member of the Student Athletic Advisory Committee and was named a member of "Who's Who in American Universities and Colleges."

A native of Corydon, Indiana, Shewmaker has two sisters, Brittany and Bethany. He also has three nephews, Lincoln, Ryker and Bentley, who all still reside in his hometown.



### **Brooks Webb** **General Manager/Chief of Staff** **6th season at Vanderbilt** **Birmingham-Southern '11**

Brooks Webb took over as the general manager and chief of staff for the Vanderbilt baseball program in the spring of 2021 after spending the previous four seasons as the Commodore's director of baseball operations.

The 2022 season marks Webb's sixth in Nashville, as he oversees a myriad of initiatives for the national power baseball program, serving as the direct link to all affiliated departments on campus, inclusive of communications/video, social media, marketing and ticketing among others.

In addition, he helps manage the general branding and messaging of the VandyBoys program and student-athlete experience, including the creation of VandyBoys.com, as well as facility projects and fan engagement enhancements. He also assists the coaching staff with recruiting, alumni relations, and serves as the lead for the Champions' Circle NCC excellence fund.

In November of 2019, Webb was one of 10 from Division 1 baseball named to the TeamWorks Baseball/Softball Leadership Committee.

The committee united some of the best and brightest of NCAA Division I baseball and softball operations and coaching, representing 10 universities across seven conferences, discussing and developing strategies to engage and empower current and future student-athletes, while collaborating on best practices to deliver a holistic experience on and off the field.

Prior to joining the Vanderbilt staff, Webb spent five years with USA Baseball. During his time with organization, he led Team USA's 15U National Team to two gold medal finishes internationally, including the program's first-ever gold medal in 2013 defeating Cuba at the Pan American Championships in Barranquilla, Colombia.

As General Manager, Webb helped develop 23 players drafted in the top five rounds of the 2016-2021 MLB Draft, including back to back No. 1 overall picks from the 15U National Team (Mickey Moniak and Royce Lewis), another first for the youth program.

Nine players were selected in the first round alone, along with five players in the top five picks overall, including Vanderbilt's Austin Martin, who played for Webb in 2014.

This list includes four players who have already ascended to the big league level, including 2019 Golden Spikes Award winner Andrew Vaughn.


He was promoted to Senior Director, Baseball Operations for the national governing body in 2015. In this newly created role, he led a reorganization of the baseball operations department, streamlining both scouting and event processes, along with hiring National Team coaches, support staff and operational personnel.

Under his guidance, he led the player scouting/evaluation, recruiting and operational efforts for USA Baseball's 15U National Team, 14U National Team Development Program, and National Team Championships, the organization's largest operating event while conceptualizing many on and off the field strategies still utilized by USA Baseball today.

Webb pitched at Birmingham-Southern College, where he helped the Panthers win three conference titles.

He and his wife Lauren live in Nashville.





**Walker Grisanti**  
**Strength and Conditioning Coach**  
**2nd season at Vanderbilt**  
**Vanderbilt '19**

The 2022 season is Walker Grisanti's second at Vanderbilt and first as the Commodores' strength and conditioning coach.

Grisanti returned to the Vanderbilt as an assistant strength coach in 2020, assisting with both baseball and various olympic sports, before being elevated to his current role in April 2022. Prior to joining the Vanderbilt staff, Grisanti spent the summer of 2018 as an intern under Josh Storms with the Memphis football program.

He also spent time at Tennessee State in the summer of 2019, assisting with their football program as an intern.

Grisanti earned four letters (2016-19) with the Commodore baseball squad while helping the program to its second College World Series title in 2019. He graduated in 2019 with a degree in human and organizational development.



**Chris Matarazzo**  
**Athletic Trainer**  
**6th season at Vanderbilt**  
**Springfield College '12**

Chris Matarazzo joined the Vanderbilt sports medicine staff in 2016. The 2022 season is Matarazzo's third season as athletic trainer with the Vanderbilt baseball program after spending three-plus years in the same capacity with the Commodores' track and field and cross country teams.

Matarazzo came to Vanderbilt after two years as an intern athletic trainer at Florida from 2014-16. While at Florida, he worked with the baseball and softball teams.

Prior to his time at Florida, Matarazzo spent two years at Penn State from 2012-14, where he worked as a graduate assistant athletic trainer for the football, baseball and men's and women's volleyball teams.

Matarazzo received his bachelor of science in athletic training from Springfield College in 2012 and received his master of science in kinesiology from Penn State in 2016.

A native of Oakland, New Jersey, Matarazzo became a certified athletic trainer in 2012. He holds additional certifications in Blood Flow Restriction Training and is completing courses with the Postural Restoration Institute.



**Brandon Barak**  
**Director • Player Development**  
**7th season at Vanderbilt**  
**Illinois '12**

The 2022 season is Brandon Barak's seventh season at Vanderbilt and fourth as the Commodores' director of player development.

Barak spent three years working in the Toronto Blue Jays scouting department as a minor league video coordinator. He also worked for Baseball Info Solutions as a MLB video scout during the 2012 season.

Barak graduated from Illinois in 2012 with a degree in sport management and worked with the Illini's women's basketball team for four years.




**Josh Ruchotzke**  
**Video Coordinator**  
**9th season at Vanderbilt**  
**Vanderbilt '17**

The 2022 season is Josh Ruchotzke's ninth with the Vanderbilt baseball program and his fourth as video coordinator.

Ruchotzke served as a student assistant from 2013 to 2017 with the Commodores and most recently served as a graduate assistant.

Ruchotzke graduated from Vanderbilt in 2017 with a degree in human and organizational development. He received his master's in sports management from Georgetown in 2018.



**Bailey Provo**  
**Equipment Manager**  
**1st season at Vanderbilt**  
**Lipscomb '21**

Bailey Provo joined the Vanderbilt baseball program as equipment manager in 2021.

Provo spent the previous season as an assistant equipment manager with the Commodores' football program after serving as a student equipment manager for four seasons.

Provo graduated from Lipscomb in 2021 with a degree in psychology. A native of Kingston Springs, Tennessee, Provo has five sisters and four brothers, and is the oldest of 10 children. He enjoys fishing in his spare time.



**Amy Elkus**  
**Director • Baseball Operations**  
**2nd season at Vanderbilt**  
**Kentucky '14**

Amy Elkus joined the Vanderbilt baseball program in 2021, serving as the program's director of baseball operations.

Elkus is familiar with the state of Tennessee, as she comes to Vanderbilt from Austin Peay. She spent three seasons with the Governors' women's basketball program as their director of operations.

Elkus is a two-time graduate of Kentucky, where she received her bachelor's degree in kinesiology and exercise science before earning her master's degree in sport leadership.



## Jack Anderson

99 • Right-Handed Pitcher


Graduate • 6-5 • 190

Nashville, Tenn. • Montgomery Bell Academy

**Head coach Tim Corbin on Anderson:** “Jack is a local newcomer who brings four-year college experience to our program. He has arm strength and an athletic body that will continue to develop. His maturity and strong desire to work, will give him the opportunity to help us at some point.”

### The Anderson File

- Graduate transfer from Princeton
- Struck out 30 batters across 38.1 innings of work for the Tigers
- Appeared in 25 games across his three seasons, making three starts
- Attended Montgomery Bell Academy (Nashville, Tenn.)
- Two-sport athlete who also lettered in hockey for three years
- Member of the Martin Luther King Society and the Service and Baseball Club
- AP Scholar with honor at Montgomery Bell Academy
- Has one sister, Mary Marshall
- Grandfather, Marshall Patterson, played football at Tennessee Polytechnic Institute
- Son of Marsha and John Anderson
- Enjoys golf and spending time with family and friends
- Full name is John Edward Anderson Jr.



## Nelson Berkwich

30 • Left-Handed Pitcher

Sophomore • 5-11 • 190

Boca Raton, Fla. • American Heritage

**Head coach Tim Corbin on Berkwich:** “Nelson became a trusted arm out of the bullpen last year as a freshman. He has a fearless attitude...he just attacks and throws strikes. He had some good outings for us last year as a freshman in some hot temperature situations. He is a fun kid to be around. Great disposition and a fantastic student.”

### As a Freshman (2021)

- Totaled 14.2 innings across the season over 10 appearances
- Struck out 19 batters, while surrendering just three walks to the opposition
- Made his first appearance of the season in Game 2 of the doubleheader with Georgia State (Feb. 28), working 1.0 inning
- Struck out two batters in his first scoreless outing of the season, working 1.0 hitless frame in the midweek matchup with Austin Peay (April 20)
- Tossed 1.0 scoreless inning against fourth-ranked Mississippi State, allowing just one hit
- Fanned two in 2.0 innings at No. 15 Louisville (May 4)
- Recorded his first win in the against North Alabama (May 11), striking out two in 2.0 innings

### The Berkwich File

- Attended American Heritage High School (Boca Raton, Fla.)
- Nation's 17th-ranked left-handed pitcher by Perfect Game
- Florida's fifth-ranked southpaw and 37th-rated overall prospect
- 2020 Perfect Game Preseason All-America
- Perfect Game Top 500 National Rank (No. 174)
- 25-4 career record, 212.0 career innings
- 324 career strikeouts
- 4-0 record in shortened senior season, zero runs allowed
- 10-0, 0.45 ERA, 110 strikeouts as a junior
- 2017 USA Baseball Gold Medalist
- Two-time District 4A Pitcher of the Year
- Led American Heritage to two regional championships (2017, 2019), state finals appearance
- National Honor Society member
- One brother, Jordan
- Son of Ross and Susan
- Enjoys golfing, jet-skiing and ping pong



## Enrique Bradfield Jr.

51 • Outfielder

Sophomore • 6-1 • 160

Hialeah, Fla. • American Heritage

**Head coach Tim Corbin on Bradfield Jr.:** “Enrique adjusted very well to the college game. He got the opportunity to get on the field early and he made the most of his opportunities. He became a very steady and durable presence on the field for us. There is an obvious speed element to his game that impacts the offensive and defensive sides of the ball for our team. What is most enjoyable to watch, is his ability to compete. He loves the arena of competition and has a fearless attitude toward the game. Competes academically as well...very good student.”

### As a Freshman (2021)

- Named SEC Freshman of the Year
- Consensus All-American, including first team honors from ABCA and NCBWA, second team honors from Collegiate Baseball and Perfect Game and third team honors from D1Baseball
- Unanimous Freshman All-American
- Named to the ABCA/Rawlings Division I Gold Glove Team
- Received All-SEC first team honors, while being selected to the Freshman All-SEC team and All-SEC Defensive Team
- 46-for-52 on stolen base attempts on the season, to rank first in the SEC
- Began the season with a 12-game reached base streak
- Scored three runs across the doubleheader on Opening Day with Wright State (Feb. 22)
- Went 3-for-4 with one RBI in the series opener with Illinois-Chicago (March 5), adding two runs scored and two stolen bases to his totals
- Swiped three bags in the midweek contest with Memphis (March 9), going 2-for-3 with two runs scored
- Registered his first triple of the season in the midweek matchup with Lipscomb (March 23), finishing the contest 3-for-4 with a pair of runs scored
- Scored a career-high three runs in the second game with Missouri (March 26), finishing 3-for-6 against the Tigers
- Registered six hits in the weekend series at LSU (April 1-3), including three in the series opener, while finishing the weekend with five runs scored and three RBI
- Stole a career-high four bases in the series finale at Tennessee (April 18), while adding three runs scored in a 2-for-3 outing at the plate
- Registered eight hits in fifteen plate appearances in the weekend series at Florida (April 30-May 2), including a 4-for-5 day at the dish in the finale
- Drove in five runs and stole three bases in the series-opener against Alabama (May 7)
- Recorded four RBI in the 20-4 defeat of Florida International (May 18), while going 3-for-4 at the plate
- Swiped four bases in the Nashville regional-clinching, 11-inning win over Georgia Tech (June 6)

### The Bradfield File

- Attended American Heritage High School (Hialeah, Fla.)
- Nation's 13th-ranked outfielder by Perfect Game
- Florida's fourth-best outfielder and 11th-rated overall prospect
- 2020 Perfect Game Preseason All-America
- 2019 Perfect Game Preseason Underclassmen All-America
- Perfect Game Top 100 National Rank (No. 51)
- .367 average, 10 RBI five stolen bases and nine runs scored across shortened senior season
- Two-time all-district honoree (2018, 2020)
- 2018 First Team All-America
- Led American Heritage to back-to-back 6A District Championships in 2018 and 2019
- Four-year National Honor Society member
- One sister, Yarisbeth
- Sister was a member of the women's soccer team at American University (2015-19)
- Son of Enrique Sr. and Jenny
- Father was a member of the baseball team at St. Thomas University (1989-93)
- Enjoys watching UFC and playing video games
- Full name is Enrique Antonio Bradfield Jr.



## Jack Bulger

16 • Utility

Sophomore • 6-0 • 190

Bowie, Md. • DeMatha Catholic

**Head coach Tim Corbin on Bulger:** "Jack is a very consistent young man in everything that he does on campus. He is a tremendous student, a great worker on the field and in the weight room. Jack cross trained at several positions last year but will spend more time at the catching position this year. He has a strong baseball acumen and the ability to be a very good offensive player. Low maintenance young man."

### As a Freshman (2021)

- Selected to the Freshman All-SEC Team
- Named SEC Co-Freshman of the Week on April 19, 2021
- Notched his first multi-hit outing of the season in the series opener with Georgia State (Feb. 26), finishing 2-for-4 with one run scored
- Added two hits in the series finale with the Panthers (Feb. 28) with a pair of runs scored
- Belted his first home run of the season with a two-run shot in the series finale against Illinois-Chicago (March 7)
- Finished with season-highs in hits and RBI in the second matchup of the weekend at Missouri (March 26), going 3-for-3 with three RBI and two runs scored
- Registered multi-hit outings in four consecutive contests, spanning from April 3-9
- Recorded home runs in back-to-back contests at LSU (April 2-3) to help Vanderbilt secure its first three-game sweep in Baton Rouge
- Closed out the series at Tennessee (April 17-18) with back-to-back three hit outings, including a pair of RBI in the series finale
- Scored two runs in the midweek matchup against Austin Peay (April 20), finishing 1-for-3 in the contest
- Drove in a run in the series-opening win over Kentucky (May 20), while going 3-for-4 from the plate

### The Bulger File

- Attended DeMatha Catholic (Bowie, Md.)
- Nation's fourth-ranked catcher by Perfect Game
- Maryland's top-ranked catcher and player in the state
- 2020 Perfect Game Preseason All-American
- Two-time Gatorade State Player of the Year in Maryland
- 2019 Perfect Game All-American Classic participant
- 2019 Perfect Game Preseason Underclassmen All-America
- Perfect Game Top 500 National Rank (No. 35)
- Member of 18U USA National Team
- .545 average, five home runs and 25 stolen bases as a junior
- Four-year member of DeMatha's Principal's List
- Son of Chuck and Beth
- Enjoys fishing
- Full name is Jack Bulger



## Greysen Carter

98 • Right-Handed Pitcher

Freshman • 6-4 • 218

Louisville, Colo. • Fairview

**Head coach Tim Corbin on Carter:** "Greysen is a strong, athletic young pitcher, who moves forcefully down the mound. He naturally throws a heavy ball with a good amount of movement. I like Greysen's aptitude and the potential that lies within him. He is going to have the ability to deliver power stuff to the plate."

### The Carter File

- Attended Fairview High School (Louisville, Colo.)
- The top overall prospect in the state of Colorado according to Perfect Game
- Rated the 23rd-best right-handed pitcher nationally
- 2021 Perfect Game Preseason All-America
- 2019 Perfect Game Preseason Underclassmen All-America
- Perfect Game Top 100 National Rank (No. 79)
- Batted .439 as a senior, adding nine doubles, three triples, six home runs and 33 RBI
- Owned a 2.06 ERA in his final prep campaign
- Helped lead Fairview to a state semifinals appearance in 2021, marking the program's first appearance in 10 years
- Received both first team all-state and all-conference honors as a senior
- Served as the team captain of the baseball team for four seasons
- Two-sport athlete who also lettered in basketball for four years
- Earned all-state and all-conference honors in basketball
- Scored over 1,000 points across his high school basketball career
- Has two sisters, Peyton and Alex
- Sister, Alex, was a member of the women's basketball team at Colorado State University of Pueblo (2010-14)
- Sister, Peyton, competed on the women's basketball team at both Colorado (2017-18) and Elon (2019-21)
- Enjoys basketball, swimming, fishing, golfing, hanging out with friends and family and hiking
- Full name is Greysen Steven Carter



## Gavin Casas

39 • Infielder

Sophomore • 6-3 • 225

Pembroke Pines, Fla. • American Heritage

**Head coach Tim Corbin on Casas:** "Although Gavin didn't see a lot of time on the field last year, he was part of an Omaha team and earned a lot of reps with that group. Gav has size, strength, and power in his bat. He moves well at 1st base and has a good arm. He will be coming back from an injury that set him back during the summer, but he is moving in the right direction now. He certainly has the potential to help this program."


### As a Freshman (2021)

- Notched his first collegiate hit in Game 2 of the Sunday doubleheader against Georgia State (Feb. 28), scoring one run
- Recorded a pinch-hit RBI double in the series opener with Illinois-Chicago (March 5)
- Reached base and scored in the midweek win over Florida International (May 18)

### The Casas File

- Attended American Heritage High School (Pembroke Pines, Fla.)
- Nation's fifth-ranked first baseman by Perfect Game
- Florida's top-ranked first baseman and 45th ranked overall prospect
- 2020 Perfect Game Preseason All-America
- 2019 Perfect Game Preseason Underclassmen All-America
- .500 average, five doubles, three home runs and eight RBI across shortened senior season
- 13 doubles and four roundtrippers as a junior at American Heritage
- Two-time first team All-America
- Brother was drafted in the first round of the 2018 MLB Draft by the Boston Red Sox
- Son of Jose Casas and Ursulina Schwartz
- Enjoys cooking
- Full name is Gavin Steele Casas





## Bryce Cunningham

97 • Right-Handed Pitcher

Freshman • 6-5 • 225

Headland, Ala. • Headland

**Head coach Tim Corbin on Cunningham:** "I really like Bryce's growth in the short time that he has been here. The first part of that growth has been academic... he stepped up right away and competed well in some tough classes. That alone, told me that he had a "care level" for what he was doing. Bryce has pitching skill, is a consistent mover, competes well and shows emotional control on the mound. Once he matures in the weight room, there will be a bigger spike in his performance."

### The Cunningham File

- Attended Headland High School (Headland, Ala.)
- The ninth-best overall prospect in the state of Alabama according to Perfect Game
- Rated the fourth-best right-handed pitcher in Alabama
- 2020 Perfect Game Preseason Underclassmen All-America
- Perfect Game Top 500 National Rank
- Struck out 77 batters as a senior across 46 innings of work, while sporting a 0.76 ERA
- Registered 24 strikeouts over 11 innings during his junior season, which was shortened due to the COVID-19 pandemic
- Named to the 2021 Alabama All-State First Team
- Helped Headland finish as the Class 5A runner-up in both 2019 and 2021, while capturing the Class 4a Area championship as a sophomore in 2019
- Two-sport athlete who also lettered in basketball for two seasons
- Three-time member of the honor roll at Headland
- Received the President's Education Award for Outstanding Academic Achievement in 2019 and 2021
- Served as the Vice President of the Health Occupation Students of America
- Has one brother, Seth
- Enjoys golf, basketball, slalom skiing and fishing
- Full name is Bryce Allen Cunningham



## Davis Diaz

11 • Infielder


Freshman • 5-11 • 170

Pittsburg, Calif. • Acalanes

**Head coach Tim Corbin on Diaz:** "D's is a consistent young man...in virtually everything that he does. He shows up the same way every day...with a smile and an energy to get better. He trained at shortstop most of the fall, but he could play anywhere in the infield. He shows good maturity at the plate as well. Davis is a well-rounded baseball player."

### The Diaz File

- Attended Acalanes High School (Pittsburg, Calif.)
- The No. 12 overall prospect in the state of California according to Perfect Game
- Rated the sixth-best shortstop in California
- Three-time gold medalist with the USA Baseball National Team (2015, 2017, 2018)
- Three-time participant in the USA Baseball National Team Development Program (2016, 2017, 2019)
- 2021 Perfect Game Preseason All-America
- 2019 Perfect Game Preseason Underclassmen All-America
- Batted .406 as a senior, adding 10 RBI
- Received first team all-league honors in each of his four prep seasons
- Helped Acalanes to a league championship as a sophomore in 2019
- Drafted in the 12th round of the 2021 MLB Draft by the Arizona Diamondbacks out of high school
- Four-year member of the honor roll
- Has two brothers, Carter and Max, and one sister, Ellis
- Grandfather, Richard Cephas, competed in track and field at Michigan (1959-61)
- Enjoys playing basketball and football
- Full name is Davis Alejandro Diaz



## Michael Doolin

43 • Right-Handed Pitcher

Sophomore • 6-4 • 220

Shereville, Ind. • Andean

**Head coach Tim Corbin on Doolin:** "Dooley is a special kid who has had to navigate some tough circumstances when it comes to injuries. He will have to sit out the upcoming year but will continue to build and shape his body while doing so. He also will be a big help to Brownie and the young pitchers on the staff. He will help this program on the mound at some point and time and we will all look forward to it."

### As a Sophomore (2021)

- Did not make an appearance in 2021

### As a Freshman (2020)

- Allowed just one run in 10.1 relief innings
- Posted a 0.87 ERA and 1-0 record in five appearances
- Allowed just one hit in four of five appearances
- Fanned seven South Alabama batters (Feb. 19)
- Picked up first collegiate save on Feb. 19
- Struck out five in 2.0 innings vs. Central Arkansas (March 3)

### The Doolin File

- Prepped at Andean (Ind.)
- 2019 Indiana Gatorade Player of the Year
- 2019 Indiana PBR Player of the Year
- 2019 Indiana Perfect Game Player of the Year
- 2019 Collegiate Baseball high school All-American
- 2017 first-team all-state
- 14-0 with a 0.45 ERA and 131 strikeouts as a senior
- 11-1 with a 0.61 ERA and 129 strikeouts as a junior
- 8-0 with a 1.47 ERA and 86 strikeouts as a sophomore
- Led Andean to 2018 and 2019 state titles
- Graduated sixth in his class
- Full name is Michael John Doolin
- Son of Fenton and Theresa
- Brother, Matt, played baseball at St. Joseph's (Rensselaer, Ind.)
- Brother to Matt Doolin, Meagan Lathan and Jake Lathan



## Alan Espinal

45 • Catcher

Freshman • 6-0 • 190

Viera, Fla. • Viera

**Head coach Tim Corbin on Espinal:** "Alan is as positive of a human being as there is. No bad days for this kid. He enjoys the team environment, and the team certainly enjoys him...he is fun to be around. Espy had a little time behind the plate last year and will certainly grow more into that position with time. He has very good catching tools...he has good hands with a strong arm. Espy also shows good strength in his barrel."

### As a Freshman (2021)

- Belted a home run in his lone trip to the plate in the win over Florida International (May 18), marking the first hit of his collegiate career

### The Espinal File

- Attended Viera High School (Viera, Fla.)
- Nation's 28th-best catcher by Perfect Game
- Florida's eighth-ranked catcher and 61st-rated overall prospect
- 2020 Perfect Game Preseason All-America
- 2019 Perfect Game Preseason Underclassmen All-America
- Perfect Game Top 500 National Rank (No. 311)
- .380 average, six doubles, two triples, 12 RBI across his shortened senior campaign
- Two-time all-conference honoree
- Two brothers, Dilan and Edian
- Older brother, Dilan, is a member of the Alabama State baseball team
- Son of Rafael Espinal and Sanya Colon
- Enjoys playing volleyball
- Full name is Alan Espinal Colon



## Donye Evans

44 • Right-Handed Pitcher

Sophomore • 6-6 • 220

Decatur, Ga. • Redan

**Head coach Tim Corbin on Evans:** "Donye had a long way to go when he stepped on campus last year, but if there is any kid that has transformed himself academically, athletically, physically, and emotionally...it's him. I'm proud of the student-athlete that he is becoming. The pitching skill is starting to grow as well. Although he got limited time off the mound last year, he is trending in a good direction. Fun kid to be around."

### As a Freshman (2021)

- Saw eight appearances across his freshman campaign, totaling 5.2 innings of work
- Made season debut in a win at Oklahoma State (March 13), working 1.0 inning
- Fanned a season-high two batters in the 7-0 win over Austin Peay (April 20)

### The Evans File

- Attended Redan High School (Decatur, Ga.)
- Nation's 82nd-best right-handed pitcher by Perfect Game
- Georgia's fifth-best right-hander and 16th-rated overall prospect
- 2020 Perfect Game Preseason All-America
- 2019 Perfect Game Preseason Underclassmen All-America
- Perfect Game Top 500 National Rank (No. 240)
- 66 strikeouts across 51.1 innings of work as a junior at Redan, notching five wins
- Five wins and 37 strikeouts as a sophomore
- Principal's list honoree as a senior
- Three brothers, Diondre, Matthew and Mason, and two sisters, Carmen and Madison
- Son of Christopher Evans and Sharleen Morgan
- Enjoys playing video games, watching football and golfing
- Full name is Donye Christopher Evans



## Devin Futrell

95 • Left-Handed Pitcher

Freshman • 6-5 • 195

Pembroke Pines, Fla. • American Heritage

**Head coach Tim Corbin on Futrell:** "Devin was committed to our program for quite some time. He attended our fall camp as a high school freshman, and it was evident to us that he had an advanced skill for pitching. Because of that skill, Devin will give himself a chance to compete as a freshman. I like his confidence and the way he competes...he pitches to win."

### The Futrell File

- Attended American Heritage High School (Pembroke Pines, Fla.)
- The No. 24 overall prospect in the state of Florida according to Perfect Game, and the second-ranked left-handed pitcher
- 2021 Perfect Game Preseason All-America
- 2019 Perfect Game Preseason Underclassmen All-America
- Perfect Game Top 200 National Rank (No. 167)
- Owned a 0.67 ERA as a senior in 2021, while posting 78 strikeouts and finishing with an 8-1 record
- Went 6-1 on the mound as a sophomore, sporting a 1.74 ERA across 44.1 innings of work
- Registered 180 strikeouts across his four prep seasons
- Three-time member of the Sun Sentinel All-County first team
- Helped lead American Heritage to the district championship in each of his four years
- Four-year member of the honor roll
- Has one brother, Donovan
- Enjoys fishing, playing video games and working out
- Full name is Devin Bryce Futrell



## Ryan Ginther

17 • Left-Handed Pitcher

Freshman • 5-11 • 201

Gallatin, Tenn. • Station Camp

**Head coach Tim Corbin on Ginther:** "Ryan is a left-handed pitcher who we found in our fall camp as a high school freshman. You could see right away that Ryan was fearless and had a good arm. He was consistent throughout the fall and increasingly showed more confidence. I like where Ryan is heading right now."

### The Ginther File

- In-state product who attended Station Camp High School (Hendersonville, Tenn.)
- The fifth-best overall prospect in the state of Tennessee according to Perfect Game, and the top-ranked left-handed pitcher
- Rated the 13th-best southpaw nationally
- 2020 Perfect Game All-American Classic participant
- 2019 Perfect Game Preseason Underclassmen All-America
- Perfect Game Top 100 National Rank (No. 77)
- Received all-state first team honors as a sophomore in 2019, while also being named the district player of the year
- Helped lead Station Camp to a district championship in 2019
- Has one brother, Eric, and one sister, Lauren
- Enjoys golf and watching football
- Full name is Ryan Christopher Ginther



## Rob Gordon

3 • Infielder

Freshman • 6-2 • 176

Mableton, Ga. • Grady

**Head coach Tim Corbin on Gordon:** "I like Rob's abilities a great deal. He has very good instincts for the game and is a good decision maker. His defensive movements are very smooth and under control. He also showed solid bat to ball skills at the plate with a very good baserunning acumen. As he gets more physical, he will start to really develop."

### The Gordon File

- Attended Grady High School (Smyrna, Ga.)
- The seventh overall prospect in the state of Georgia according to Perfect Game
- Rated the third-best shortstop prospect in Georgia
- 2021 Perfect Game Preseason All-America
- 2020 Perfect Game All-American Classic participant
- 2019 Perfect Game Underclass All-American Games participant
- Perfect Game Top 100 National Rank (No. 87)
- Batted .406 as a senior, including three home runs, 19 RBI and 48 runs scored
- Posted an on-base percentage of .623 in his final prep campaign, while slugging .906
- Has two sisters, Madison and Paris
- Enjoys riding dirt bikes and hanging with friends
- Full name is Robert William Gordon



## Brett Hansen

77 • Left-Handed Pitcher

Sophomore • 6-4 • 205

Pleasanton, Calif. • Foothill


**Head coach Tim Corbin on Hansen:** "Brett works very hard at his craft. He has emerged as one of the most fit players on our team. He is "all-in" on everything that he does, which explains his consistency. After serving a two-year mission before his freshman year, Brett is beginning to put continuous growth opportunities together. There certainly has been improvement over these last couple of months. Very positive young man and an exceptional student."

### As a Freshman (2021)

- Did not make an appearance in 2021

### The Hansen File

- Attended Foothill High School (Pleasanton, Calif.)
- Nation's 12th-ranked left-handed pitcher by Perfect Game in 2018 class
- California's top-ranked southpaw and 13th-best overall prospect
- 2018 MaxPreps All-America
- 2017 MaxPreps Underclass All-America
- 2018 NCS Player of the Year
- Two-time East Bay Athletic League MVP
- Two-time All-Bay Area selection
- 2018 California Mr. Baseball nominee
- .500 average, seven doubles, two home runs and 29 RBI as a senior
- 8-1 record with 71 strikeouts in his final season at Foothill, sporting a 1.59 ERA across 57.1 innings pitched
- Led Foothill to a 2018 NCS Division 1 Championship appearance
- Four-year member of the honor roll
- Two brothers, Ben and Brik, and one sister, Gracie
- Son of Matt and Jen
- Father was a member of the BYU men's basketball team (1988)
- Enjoys trying new foods, longboarding, surfing, swimming, hiking and playing the ukulele
- Full name is Brett Matthew Hansen



## Calvin Hewett

21 • Outfielder

Sophomore • 6-3 • 205

Greenland, N.H. • Portsmouth


**Head coach Tim Corbin on Hewett:** "Cal is a smart and an instinctive athlete. In his first year, he showed those abilities defensively and as a base runner. He tracks the ball very well in the outfield and is one of the best at leaving his feet to make a catch. He has continued to grow in the weight room which will help him as a hitter."

### As a Freshman (2021)

- Made season debut in the game one of the season-opening double-header (Feb. 22), where he reached and scored off of a hit-by-pitch
- Notched first hit, a two-RBI double, in the series opener versus Illinois-Chicago (March 5)
- Registered a pair of knocks in a 5-2 win over Georgia (April 9)

### The Hewett File

- Attended Portsmouth High School (Greenland, N.H.)
- New Hampshire's top-ranked outfielder and second-rated overall prospect
- Nation's 112th-ranked outfielder by Perfect Game
- 2020 Perfect Game Preseason All-America
- 2019 Perfect Game Preseason Underclassmen All-America
- Perfect Game Top 500 National Rank (No. 500)
- .331 average, 42 RBI and 59 runs scored across his high school career
- Team captain as a junior
- Two-time all-state honoree
- Led Portsmouth to a state championship twice across his three seasons
- Multi-sport athlete who won three state titles with the basketball team
- National Honor Society member with high honors
- Son of Todd and Helen
- Dad competed at Boston College on the swim team
- Enjoys playing spike ball and listening to music
- Full name is Calvin Spencer Hewett



## Sam Hliboki

40 • Right-Handed Pitcher

Junior • 6-3 • 210

Los Angeles, Calif. • Harvard Westlake

**Head coach Tim Corbin on Hliboki:** "Sam suffered an arm injury in the middle of the year. Unfortunately, it will limit his opportunities this coming year. He has worked very hard to put himself in position to get back healthy. I love what he is doing and will look forward to his rise once he gets back on the mound for us. Has grown as a leader for our team."

### As a Sophomore (2021)

- Made nine appearances on the season, including one start
- Totaled 20.0 innings, while earning two saves
- Season debut in opening game of double-header versus Wright State (Feb. 22); fanned two, walked two and allowed a hit in 2.0 innings of work
- Struck out a season-high of seven in the 5-4 win over Georgia State (Feb. 27)
- Fanned two batters in three consecutive appearances spanning March 6-16


### As a Freshman (2020)

- Season canceled due to coronavirus outbreak
- Nation's No. 35-ranked freshman pitcher (D1Baseball)
- Did not allow a run in 15.2 innings
- Permitted just two hits in 15.2 frames (five appearances)
- Held opponents to a .043 batting average
- Posted a 16-2 strikeout-to-walk ratio
- Allowed just one extra-base hit, coming in his first appearance
- Earned a team-best two saves
- Tossed five hitless relief innings at No. 6 UCLA (March 6)



## The Hliboki File

- Prepped at Harvard Westlake (Los Angeles, Calif.)
- 2019 Mission League Pitcher of the Year
- 2019 Daily News Pitcher of the Year
- 2019 California Interscholastic Federation-Southern Section first-team honoree
- 2018 MaxPreps California large Schools All-State honoree
- 2018 Mission League Pitcher of the Year
- 2018 Daily News Pitcher of the Year
- Four-year varsity record of 23-3 and 13-1 mark in league play
- Went 9-1 with a 1.37 ERA and 0.78 WHIP in 72 innings as senior
- Helped Harvard Westlake to California Interscholastic Federation-Southern Section runner-up in 2016 and 2019
- Full name is Samuel Walden Hliboki
- Son of Jim and Hildi
- Brother to Maddie



## Carter Holton

**20 • Left-Handed Pitcher**

**Freshman • 5-11 • 195**

**Guyton, Ga. • Benedictine Military**

**Head coach Tim Corbin on Holton:** "A freshman with a natural and mature approach to pitching. Carter is very athletic on the mound and repeats his delivery consistently while throwing the ball over the plate with several different pitches. He keeps the game simple...he competes. He was the most advanced freshman arm that we had this fall. Blue collar kid with a blue-collar attitude."

## The Holton File

- Attended Benedictine Military (Guyton, Ga.)
- Nation's top left-handed pitcher according to Perfect Game, and No. 24 overall prospect
- Four-best player in the state of Georgia and the state's top-ranked southpaw
- 2020 Perfect Game All-American Classic participant
- 2019 Perfect Game Preseason Underclassmen All-America
- Perfect Game Top 100 National Rank (No. 24)
- Three-time All-Greater Savannah Player of the Year (2018, 2019, 2021)
- Tossed three perfect games and two no-hitters over the course of his high school career
- Helped lead Benedictine Military to three Regional Titles in his four years, including a state championship as a freshman in 2018
- Batted .429 as a senior, with 10 doubles, one triple, 12 home runs and 41 RBI
- Owned a 9-2 record on the mound in 2021 with a 0.36 ERA
- Carried a perfect 9-0 record as a pitcher his sophomore prep season
- Drafted in the 19th round of the 2021 MLB Draft by the Milwaukee Brewers out of high school
- Three-year member of the honor roll
- Student government representative all four of his years at Benedictine Military
- Has one brother, CJ, and one sister, Sarah
- Enjoys fishing, hunting and playing basketball
- Full name is Joshua Carter Holton



## Sam Hunt

**52 • Utility**

**Freshman • 6-2 • 205**

**Minneapolis, Minn. • IMG Academy**

**Head coach Tim Corbin on Hunt:** "Sam is a mature freshman catcher with a good work ethic in all areas of the game. He's a switch hitter with solid bat to ball skills while showing the ability to drive the baseball in our fall games. As he develops, he will create more opportunities for himself."

## The Hunt File

- Spent two years at St. Louis Park High School (St. Louis Park, Minn.) before transferring to IMG Academy (Bradenton, Fla.)
- The second-best overall prospect in the state of Minnesota according to Perfect Game
- Rated the 31st-best catcher nationally
- 2020 Perfect Game Preseason Underclassmen All-America
- Perfect Game Top 500 National Rank
- Batted .342 as a senior at IMG Academy, including five doubles, two home runs and 14 RBI
- Helped IMG Academy to a conference championship in 2021, while concluding the season as the third-ranked team in the country by Max Preps
- The first-ever unanimous all-conference honoree as a sophomore at St. Louis Park
- Four-year member of the honor roll
- Has two sisters, Sarah and Kate
- Enjoys playing hockey and basketball
- Full name is Samuel Ernest Staveley Hunt



## Spencer Jones

**34 • Utility**

**Junior • 6-7 • 225**

**Encinitas, Calif. • La Costa Canyon**

**Head coach Tim Corbin on Jones:** "Spencer is beginning to realize what he can be inside this program. He finally got a complete summer and fall of baseball after overcoming some tough injuries over the last three years. Spence can do a lot of different things on the baseball field, both offensively and defensively. There are not many kids his size that are as athletic and move as well as he does. Now that he has gained playing consistency, his bat is starting to take off."

## As a Sophomore (2021)

- Tallied a season-high four hits in five plate appearances in the April 2 road game at LSU, and also drove in a run
- Collected five hits in nine tries across two games at LSU (April 2-3)
- Recorded a career-high four hits in the second game of the LSU (April 2), helping the Commodores to a series-clinching victory over the Tigers
- Registered seven hits in a four-game stretch (March 27-April 3)
- Scored the winning run against Stanford in the College World Series to help Vanderbilt walk it off against the Cardinal (June 25)

## As a Freshman (2020)

- Season canceled due to coronavirus outbreak
- SEC's No. 8 impact freshman (D1Baseball)
- Appeared in 14 games and made eight starts
- Tied for third on team with four doubles
- Recorded two multi-hit games
- Reached base in three consecutive games
- Two hits, two runs and two stolen bases vs. UConn (Feb. 15)

## Student-Athletes

### The Jones File

- Selected in the 31st round of the 2019 MLB Draft by the Los Angeles Angels
- Prepped at La Costa Canyon
- 2018 MLB Network/Sirius XM Two-Way Player Award
- 2018 CIF San Diego Section Home Run Derby Champion
- 2018 Under Armour All-American
- 2018 Perfect Game All-American
- Posted a career .367 average, .443 on-base percentage and .484 slugging percentage
- Member of the 2016 and 2017 Avocado West Champion squads
- Maintained a 4.0 GPA in high school
- Son of Chris and Leigh
- Brother to Wesley, Niko and Ethan
- Father, Chris, competed in crew in 1989



### Dominic Keegan

12 • Utility

Senior • 6-0 • 210

Methuen, Mass. • Central Catholic

**Head coach Tim Corbin on Keegan:** "Dominic has been a very steady and consistent presence in our program for the last four years. We are grateful that he chose to come back to Vanderbilt for his final year. He has been a part of two national championship experiences and understands team commitment. His maturity and connection with the entire group, are reasons why Dom is so respected within the program. He gives our team very good defensive versatility with his catching skills and his experience at first base. He has grown each year as an offensive player and can change the scoreboard with his power. Dom is a very grounded and humble young man."

### As a Junior (2021)

- Selected by the New York Yankees with the 573rd pick in the 19th round of the 2021 MLB Draft
- Second Team All-America honors from Perfect Game
- ABCA All-Southeast Region first team selection
- Batted a team-high .345 across the season, while also leading the team in RBI with 57
- Slugged .638 to rank sixth in the SEC
- Belted 15 home runs, ranking second on the squad
- Named SEC Co-Player of the Week on March 1
- Selected as the Most Outstanding Player of the NCAA Nashville Regional
- Collected two hits and drove in another two in the season-opener against Wright State (Feb. 22)
- Drove in six runs in the 17-6 win over Georgia State (Feb. 28)
- Went 4-for-5 in with four RBI the 12-5 midweek win over Tennessee Tech (March 30)
- Drove in four runs in the series opening-victory over LSU (April 1)
- Had a 5-for-5 day against Kentucky (May 22) in the regular season finale
- Entered the postseason with 20 hits in the final 11 regular season contests
- Belted a career-high two home runs in the first game of the NCAA Nashville Regional against Presbyterian (June 4)

### As a Sophomore (2020)

- Season canceled due to coronavirus outbreak
- Appeared in nine games and made eight starts
- Logged three three-hit games
- Recorded two hits and three RBIs vs Toledo (March 11)
- Collected two doubles vs Hawaii (March 1)

### As a Freshman (2019)

- Made 15 appearances including seven at catcher and five at designated hitter
- Batted .227 (5-for-22) with three runs and six total bases
- Over his last eight games, batted .333 (5-for-15) with three runs and an RBI
- Collected his first collegiate hit in a 1-for-2 performance vs. Tennessee (March 31)
- Went 2-for-2, scoring two and logging his first RBI vs. Tennessee Tech (April 30)
- Was 4-for-10 (.400) in opportunities to advance runners
- Logged a base hit vs. Duke in the super regionals (June 7)

### The Keegan File

- Prepped at Central Catholic (Lawrence, Mass.)
- Perfect Game's top catcher in Massachusetts
- Ranked No. 14 catcher in the class of 2018 nationally (Perfect Game)
- All-conference and all-scholastic honors all four years
- Led the Raiders to four-straight MVC large titles
- Batted .402 (112 for 278) with 75 runs, 69 RBIs and 39 extra-base hits in high school
- As a senior, batted an area-best .463 (38-for-82)
- Posted a .546 on-base percentage while .768 slugging as a senior
- Logged a team-high 19 RBIs and an area-high 30 runs as a senior
- Recipient of the Hendrix Athletic Scholarship
- Son of James and Kara
- Brother to James



### Tate Kolwyck

6 • Infielder

Senior • 5-11 • 195

Memphis, Tenn. • Arlington

**Head coach Tim Corbin on Kolwyck:** "Tate is one of the most positive kids we have had in our program. His attitude towards academics, athletics, and life, are consistent and constructive. He is a very influential teammate and his mission as an individual is to serve the team. Tate is best described as a "baseball player". He has done many things on the field defensively and started to emerge into a very sound defensive second baseman last year. He has also grown into a steady offensive player who can drive the baseball to all fields. We missed Tate in our post season run last year because of an injury. His on and off field presence will continue to help this program. He is a winning young man in every way."

### As a Junior (2021)

- Doubled twice and drove in three runs in his season debut in the opening twinbill against Wright State (Feb. 22)
- Recorded a triple and drove in a run in the win over Western Kentucky (Feb. 24)
- Clubbed a grand-slam in the fourth frame of the second tilt with Oklahoma State (March 13)
- Matched his season-high four runs in the second game against South Carolina (March 20) in addition to his 2-for-4 day
- Swiped a base in the 11-7 road win over Florida (April 30)
- Registered five hits against Ole Miss (May 14-16) in 13 opportunities

### As a Sophomore (2020)


- Season canceled due to coronavirus outbreak
- 11 appearances and six starts
- First career home run on first pitch vs. Southern California (March 7)
- Two hits and two RBIs vs. Central Arkansas (March 3)
- One walk and one RBI on vs. Connecticut (Feb. 15)
- One hit on opening day vs. Michigan (Feb. 14)

### As a Freshman (2019)

- Four games played at second base
- .667 (2-for-3) on the season and 2-for-2 vs. Tennessee Tech (April 30)
- Two doubles, one RBI and one run scored
- One walk in collegiate debut vs. Davidson (March 5)

### The Kolwyck File

- Product of Arlington High School (Tenn.)
- Tennessee's second-ranked shortstop by Perfect Game
- 10th-ranked overall player in class of 2018 by Perfect Game
- 2018 Rawlings-Perfect Game All-America honorable mention
- School-record 10,213 yards passing as a prep quarterback
- Threw for 119 touchdowns, rushed for 859 yards and 13 touchdowns
- All-state first team in both baseball and football
- Two-year captain for both baseball and football teams
- Led Arlington to state runner-up finish
- Son of Johnny and Julie
- One sister, Lily



## Troy LaNeve

19 • Outfielder

Junior • 6-0 • 210

Pittsburgh, Pa. • Pine Richland

**Head coach Tim Corbin on LaNeve:** "Troy really came on for us in the middle of the year. He was very patient, but once he got his opportunity, he really helped our team and became a clutch offensive player. He is a strong kid who can hit the ball with power to all fields. Troy can play the corner outfield positions but has also trained at first base. Respected and well-liked member of our team...team guy."

### As a Sophomore (2021)


- Named SEC Player of the Week on March 24
- First hit of the season, a double, came in the series-opening 15-0 win over Illinois-Chicago (March 5), also included two RBI
- Drove in three runs in the nightcap on March 13 against Oklahoma State, an 18-4 win
- Hit first home run of the season and went 3-for-5 in a 13-2 win at Ole Miss (May 15)
- Belted a walk-off home run in the series opener against Kentucky (May 20), helping Vanderbilt to a 4-2 victory
- Recorded four RBI in the 10-0 NCAA Regional-opening win over Presbyterian (June 4)
- Launched a solo home run in the 14-11, 11-inning NCAA Regional-clinching win against Georgia Tech

### As a Freshman (2020)

- Season canceled due to coronavirus outbreak
- Appeared in two games

### The LaNeve File

- Prepped at Pine Richland (Pittsburgh, Pa.)
- Four-year first-team all-Western Pennsylvania Interscholastic Athletic League (2016-19)
- As a senior, batted .378 with 28 RBIs, 11 doubles, five triples and three home runs
- As a junior, hit .321 with 23 RBIs, six doubles and four home runs
- Two-year all-state honoree (2018-19)
- 2019 All-region team
- 2018 Gatorade Player of the Year finalist
- Member of the Future Stars Series National Team (2017-18)
- 15U Team USA 4-year letterman (40-man roster)
- Helped team to two Western Pennsylvania Interscholastic Athletic League titles (2017, '19)
- Led squad to three 6A Section I championships (2016, '17, '19)
- 2017 academic honor roll
- Full name is Troy James LaNeve
- Son of Matthew and Dayna
- 2017 academic honor roll
- Brother to Zac, Allie, Cody and Christian
- Brother, Zac LaNeve, played collegiate baseball at four institutions including North Carolina



## Christian Little

42 • Right-Handed Pitcher

Sophomore • 6-4 • 210

St. Louis, Mo. • Christian Brothers College

**Head coach Tim Corbin on Little:** "I have enjoyed watching Christian grow as a person and student-athlete. He transitioned into a competitive program at the mid-year mark as a 17 year old freshman and adapted on the fly. What is noticeably different is Christian's comfort level and his routine. He is one of the more skilled pitchers that we have in our program. He pitched in some very hot temperature situations last year. Those experiences will go a long way in his development and growth moving forward."

### As a Freshman (2021)

- Made 14 appearances on the season, including 11 starts as a freshman
- Owned a 3-2 record across 42.2 innings of work, while striking out 49 batters
- Picked up first win in season debut against Western Kentucky (Feb. 24) – struck out one, allowed three hits and allowed a run in 3.0 innings of work
- First shutout appearance came against Belmont (March 16) – fanned seven, walked two and allowed only one hit in 4.0 innings
- Made his first conference start in the SEC Tournament against Ole Miss (May 26) where he punched out seven, allowed three hits, walked one and surrendered a run across 5.1 innings

### The Little File

- Early enrollee who attended Christian Brothers College (St. Louis, Mo.)
- Nation's fifth-best right-handed pitcher by Perfect Game
- Missouri's top-ranked overall prospect and right-hander
- 2020 Perfect Game All-American Classic participant
- 2020 Perfect Game Preseason Underclassmen All-America
- Perfect Game Top 15 National Rank (No. 15)
- 2020 Gatorade State Player of the Year in Missouri
- Led CBC to a 6A District Championship in 2019
- Father, Chris Little, was a member of the Houston Astros organization
- One sister, Caitlyn
- Full name is Christian Xavier Little
- Enjoys playing video games



## Kyle Magrans

50 • Right-Handed Pitcher

Freshman • 6-3 • 210

Clarksville, Tenn. • Clarksville

**Head coach Tim Corbin on Magrans:** "Kyle came to us as a winning two-way player. He spent the fall as a pitcher and became more comfortable as time went on. He's a strike thrower and competes well. Kyle is a very strong and durable kid. As he gets more time in the lab and on the mound, he will start to realize his potential."

### The Magrans File

- In-state product who attended Clarksville High School (Clarksville, Tenn.)
- Tabbed the No. 20 overall prospect in the state of Tennessee by Perfect Game
- Rated the seventh-best right-handed pitcher in Tennessee
- 2020 Perfect Game Preseason Underclassmen All-America
- Batted .404 as a senior, with 11 doubles and 12 home runs, while adding 33 walks and 17 stolen bases
- Owned a 9-1 record on the mound in 2021, striking out 67 batters across 53.1 innings
- Helped Clarksville to a district championship, including the school's first appearance in the state playoffs since 2010
- Perfect Game Top 500 National Rank
- Has one brother, Chris
- Enjoys fishing, hunting, working on trucks and playing guitar
- Full name is Kyle Daniel Magrans



## Nick Maldonado

29 • Right-Handed Pitcher

Junior • 6-1 • 205

Short Hills, N.J. • Seton Hall Prep

**Head coach Tim Corbin on Maldonado:** "Low maintenance young man. Asks for nothing. Consistent and very reliable. Became a very important member of our staff as the season grew. He takes the ball in any situation and competes. Loves the arena of competition. You are never guessing what version of him is going to show up – you know – he's a puncher, pure and simple. Trustworthy kid with a great personality. Nick will be a high impact pitcher for us."

### As a Sophomore (2021)

- Made a team-high 28 appearances on the season, totaling 50.2 innings of work to lead all Vanderbilt relievers
- Sported a 2.31 ERA, the lowest of the Commodore relief pitchers
- Tied for the team lead in saves with nine on the campaign
- Tallied 59 strikeouts to rank second in the Commodore bullpen, while surrendering just seven walks on the season
- Limited opposing hitters to a .173 average against
- Made his season debut in relief on the second game of the twinbill versus Wright State (Feb. 22) – struck out one and walked two in a shutout inning
- Struck out a season-high of four on five occasions, including in 3.0 innings of relief in the NCAA Regional win over Georgia Tech (June 5)
- Recorded first save in the midweek win over Belmont (March 16) with 1.0 inning of work that included a punchout
- Struck out four in 3.1 innings and only allowed a single runner on base in the come-from-behind win over No. 4 Mississippi State (April 25), where he picked up his fourth save of the year
- Fanned 35 in his first 16 appearances (Feb. 22-May 7)
- Closed out NCAA Super Regional with 2.0 shutout innings and two strikeouts to beat East Carolina for a trip to the College World Series

### As a Freshman (2020)

- Season canceled due to coronavirus outbreak
- Made four relief appearances
- Did not permit a run in three of four appearances
- Did not permit a run in consecutive appearances
- Posted five strikeouts vs. Saint Louis (Feb. 26)

### The Maldonado File

- Prepped at Seton Hall Prep
- Missed senior season due to injury
- Hit .411 with 18 RBIs, eight doubles and two triples as a junior
- On the mound, went 6-2 with 70 strikeouts in 52 innings as a junior
- Two-time state champion (2015, 2016) where he was the winning pitcher
- Four-time all-state honoree
- Member of the Spanish National Honor Society
- Full name is Nick Mariano Maldonado
- Son of Frank and Gina
- Brother to Alexa, Frank and Chris
- Father, Frank, played baseball at Manhattan College
- Sister, Alexa, played softball at Notre Dame (2009-12)
- Brother, Frank, played baseball at Pittsburgh (2014-18)
- Brother, Chris, is committed to play baseball at Clemson



## Kenneth Mallory

23 • Outfielder

Freshman • 6-3 • 195

Lawrenceville, Ga. • Mountain View

**Head coach Tim Corbin on Mallory:** "Kenny improved from the time he came on campus to now. I thought he developed well in his first fall here. In time, he may be able to play all three outfield positions. He has a flat swing and shows the ability to hit the ball to all fields. Strength, reps, time and investment will determine Kenny's timetable as a player."

### The Mallory File

- Attended Mountain View High School (Lawrenceville, Ga.)
- The No. 20 overall prospect in the state of Georgia according to Perfect Game
- Fourth-ranked outfielder in Georgia
- 2021 Perfect Game Preseason All-America
- 2019 Perfect Game Underclass All-American Games participant
- Perfect Game Top 500 National Rank
- Batted .412 as a senior, including 10 doubles, one triple, two home runs, 14 RBI and 24 runs scored
- Scored 26 runs as a sophomore, while posting a .400 average and 28 RBI
- Three-time all-state selection
- Helped Mountain View reach the state playoffs three seasons
- Served as a team captain for his final three years
- Two-sport athlete who also lettered in basketball for three seasons
- Three-year member of the honor roll
- Has one brother, Kaden
- Son of Kym and Kenny Mallory Sr.
- Father, Kenny Mallory Sr., played baseball at Elon
- Mother, Kym Mallory, played volleyball at Elon
- Enjoys hanging out with friends, watching sports and playing basketball
- Full name is Kenneth Markeith Mallory Jr.



## Chris McElvain

35 • Right-Handed Pitcher

Junior • 6-0 • 205

Thompson Station, Tenn. • Summit

**Head coach Tim Corbin on McElvain:** "Mac is a team guy through and through. He came to us as a kid who could catch, play any infield position and pitch. He has been a very dependable pitcher for us and served every role as a pitcher. I love the fibers of the kid...you are always going to get his best. He has really transformed his body in the weight room and improved his fitness levels a great deal. We will give him the ball a lot this year."

### As a Sophomore (2021)

- Made 22 appearances to rank third on the team, including one start
- Tallied five wins on the campaign, which placed him third on the squad, while also adding two saves to his totals
- Totaled 45.2 innings of work, which ranked fourth on the team
- Registered 58 strikeouts, good for third-best amongst Commodore relievers
- Pitched 3.0 innings in the season-opener against Wright State (Feb. 22) where he fanned five, allowed three hits and only one run against the Raiders
- Picked up first win of the season in the midweek against UT-Martin (April 6), behind 2.0 shutout innings and four Ks
- Credited with the win in the come-from-behind victory over No. 4 Mississippi State with 5.1 innings pitched and four punchouts
- Fanned a season-high six in the NCAA Regional-clinching win over Georgia Tech



## As a Freshman (2020)

- Made six relief appearances
- Season-high three strikeouts vs. Hawaii (Feb. 29)
- Did not allow a run in four of six appearances
- Added a strikeout in four of six appearances
- Did not permit a hit in two appearances

## The McElvain File

- Prepped at Summit (Thompson Station, Tenn.)
- 73 ERA and .422 batting average in four-year varsity career
- 103-111 strikeout-to-walk ratio as a senior
- Three-time all-district honoree
- Two-time district tournament MVP
- Helped Summit to a pair of state final fours
- Lifted school to two Sub-state championships
- Full name is Christopher Robert McElvain
- Son of Chris and Rachel



## T.J. McKenzie

10 • Outfielder

Junior • 6-1 • 180

Loxahatchee, Fla. • The Benjamin School

**Head coach Tim Corbin on McKenzie:** "TJ is one of the most improved players in our program. He has been very patient in his time here and his self-belief has never diminished. He works at the game with a consistent and positive disposition. His defensive skills continue to grow in the outfield, but the offensive side of his game has gained greater consistency. TJ is a good baserunner and plays the game at one speed. Very positive young man – he makes coaching easy because of his personality."

## As a Sophomore (2021)

- Appeared in four games across the season
- Reached on a hit-by-pitch in 17-6 win over Georgia State (Feb. 28)

## As a Freshman (2020)

- Season canceled due to coronavirus outbreak
- Appeared in eight games off the bench
- Scored first career run as a pinch runner vs. Hawaii (March 1)

## The McKenzie File

- Selected in the 39th round of the 2019 MLB Draft by the St. Louis Cardinals
- Prepped at the Benjamin School
- Team co-captain as a senior
- Ranked the 67th-best high school infielder nationally in 2019 (Perfect Game)
- Florida's third-ranked high school shortstop in 2019 (Perfect Game)
- First-team All-American Florida Region 2019
- 2018 All-American Underclass first team
- 2017 All-American Underclass second team
- As a senior, he slugged .313 with six doubles, one triple and nine RBIs
- Two-time regional champion at the Benjamin School
- Named to the honor roll in 2019
- Received Golden Key Scholastic Art and Writing Award for photography
- Full name is Tyler Jordan McKenzie
- Son of Stainton and Shereene
- Brother to Triston
- Brother, Triston, is a pitcher in the Cleveland Indians organization



## Grayson Moore

36 • Right-Handed Pitcher

Sophomore • 6-3 • 190

Longwood, Fla. • Lake Mary

**Head coach Tim Corbin on Moore:** "Grayson is a very consistent and committed young man. You know what you are getting when he shows up. He transitioned to a "pitcher only" this year after playing a little outfield for us last year. He is going to be a reliable arm for us moving forward. He's strong, athletic and moves well. He's got a very good mindset for competing."

## As a Freshman (2021)

- Made five appearances on the season, totaling 6.0 innings of work as a freshman
- Made season debut in the Feb. 24 win over Western Kentucky, where he struck out two and walked one in 1.0 inning of work

## The Moore File

- Attended Lake Mary High School (Longwood, Fla.)
- Nation's 19th-ranked outfielder by Perfect Game
- Florida's seventh-best outfielder and 23rd overall prospect
- 2020 Perfect Game Preseason All-America
- 2019 Perfect Game National Showcase Invitee
- Perfect Game Top 100 National Rank (No. 99)
- 1.50 ERA across 17.2 innings during his shortened senior season
- Two-time all-conference honoree, including first team recognition in 2020
- Led Lake Mary to a conference championship and District 9A championship in 2018
- Spanish Honor Society and National Honor Society member
- One brother, Matthew
- Son of Trevor and Amy
- Full name is Grayson Trevor Lee Moore
- Enjoys fishing, Bible study, golf and basketball



## Parker Noland

25 • Infielder

Junior • 6-1 • 200

Knoxville, Tenn. • Farragut

**Head coach Tim Corbin on Noland:** "Tough, durable, no nonsense baseball player. Will do anything you want him to do on the field. Played many different positions for us last year out of necessity and played them well. Has a strong hitters mentality, while having versatile offensive skills. Park is a self-made kid...he has a high care level for everything that he does. Takes on all challenges. His work ethic in the classroom has paid high dividends...great student. Really proud of his growth."

### As a Sophomore (2021)

- Started 66 of Vanderbilt's 67 games in 2021
- Tallied 64 hits on the season to rank fourth on the team
- Placed third on the squad in RBI with 43, while recording seven home runs
- Went 3-for-3 in the season-opener against Wright State (Feb. 22) and drove in a run in the 14-1 win
- Drove in four runs in the Feb. 28 win over Georgia State, part of a 3-for-5 performance that included his first home run of the campaign
- Had a 3-for-3 game in the nightcap of the doubleheader at Oklahoma State (March 13), which included a double
- Reached base five times in 13 appearances in the series at LSU (April 1-3), which included two doubles
- Drove in three runs in the 5-2 win over Georgia (April 9)
- Went 3-for-4 with two doubles and five RBI, a season-best, in the midweek win over Florida International (May 18)
- Notched four hits in the three games of the NCAA Regional against Presbyterian and Georgia Tech (June 4-6)

### As a Freshman (2020)

- Appeared in 17 games and made 14 starts
- Second among Commodore freshmen with 15 hits
- Tied for third on the team with 11 RBIs
- Recorded an RBI in five of his first six games
- Posted five multi-hit games
- Added three multi-RBI games
- Recorded four consecutive multi-hit games (Feb. 21-25)
- Reached base in five straight games (Feb. 21-26)

### The Noland File

- Selected in the 31st round of the 2019 MLB Draft by the Miami Marlins
- Prepped at Farragut
- 2019 Mr. Baseball (Tennessee) finalist
- 2019 Knox Sports Award Player of the Year
- 2019 Ultimate 9 Team (Tennessee)
- 2018 Mr. Baseball (Tennessee)
- Two-time all-state honoree (2018-19)
- Posted highest single-season average in Farragut history (.520) as a junior
- Posted highest single-season slugging percentage in Farragut history (.959) as a junior
- Posted career .481 average and .532 on-base percentage
- Helped team to 2019 AAA state title
- 2019 Sub State Champions
- Four-time region champion
- Tabbed to Superintendent Honor Roll all four years
- Full name is Parker James Noland
- Son of Gerald and Connie
- Brother to Tyler and Ryan
- Brother, Ryan, played baseball at South Alabama (2012-15)



## Hunter Owen

33 • Left-Handed Pitcher

Sophomore • 6-6 • 240

South Portland, Maine • South Portland

**Head coach Tim Corbin on Owen:** "Hunter has transformed himself mentally, physically, and academically...as much as anyone on our team. He is a tough kid who works extremely hard at everything. There are no shortcuts with this kid. His spirit for the game of baseball and his teammates is next level stuff. He will have the baseball in his hand plenty of times this year."

### As a Freshman (2021)

- Made 14 appearances as a freshman
- Recorded 19 strikeouts across 16.2 innings of work
- Fanned a season-high four and allowed a hit through 2.0 shutout innings in his season debut in the win over Western Kentucky (Feb. 24)
- Struck out three in 2.0 innings against UT-Martin (April 6)
- Retired three via the punchout in the midweek win over North Alabama (May 11)

### The Owen File

- Attended South Portland High School (South Portland, Maine)
- Nation's 22nd-best left-handed pitcher by Perfect Game
- Maine's top-ranked overall player and southpaw
- 2020 Perfect Game Preseason All-America
- 2019 Perfect Game Preseason Underclassmen All-America
- Perfect Game Top 500 National Rank (No. 205)
- 2019 Gatorade State Player of the Year in Maine
- Two-time Southwestern Maine Activities Association (SWAA) Pitcher of the Year (2018, 2019)
- Two-time first team all-state
- SMAA Player of the Year as a sophomore
- 5-0 record as a junior with 76 strikeouts, while notching a 0.17 ERA across 40 innings
- 59 strikeouts as a sophomore over 34 innings, notching a 6-1 record and a 0.82 ERA
- Led South Portland to a regular season championship in 2019
- Multi-sport athlete who competed in football for two years and basketball for four seasons
- Member of the 2019-2020 SMAA basketball honor roll
- Three sisters, Hylah, Hailee and Hope, and one brother, Hayden
- Son of Tim and Julie
- Full name is Hunter Scot Owen



## Matthew Polk

1 • Utility

Freshman • 5-11 • 180

Long Beach, Calif. • Orange Lutheran

**Head coach Tim Corbin on Polk:** "Polky loves the games of baseball. He is down at the facility as much as anyone. He gives us sound defensive versatility. He can play the middle infield as well as all outfield positions. I like his style of play...he attacks the game and plays to win."

### The Polk File

- Attended Orange Lutheran (Long Beach, Calif.)
- The No. 13 overall prospect in the state of California according to Perfect Game
- Rated the seventh-best shortstop in California
- 2021 Perfect Game Preseason All-America
- 2019 Perfect Game Preseason Underclassmen All-America
- Perfect Game Top 150 National Rank (No. 109)
- Batted .375 as a senior, adding nine doubles, one triple, three home runs, 26 RBI and 37 runs scored
- Owned a .511 on-base percentage in his final prep season
- Helped lead Orange Lutheran to a 30-6 record in 2021, marking the most wins in school history
- Four-year member of the honor roll
- Has one brother, Michael
- Brother, Michael, is a member of the Princeton football team (2019-pres.)
- Enjoys playing video games
- Full name is Matthew James Polk



## Colton Regen

55 • Right-Handed Pitcher

Freshman • 6-4 • 170

Lebanon, Tenn. • Mt. Juliet

**Head coach Tim Corbin on Regen:** "Colton is one of the better athletes in our program. He was a multi-dimensional player in high school and has now transitioned to a pitcher full-time. He has a lot of natural ability on the mound...his arm is fast and strong. He just needs time to develop."

### The Regen File

- In-state product who attended Mount Juliet High School (Lebanon, Tenn.)
- The No. 23 overall prospect in the state of Tennessee according to Perfect Game, and the eighth-ranked right-handed pitcher
- 2019 Perfect Game Preseason Underclassmen All-America
- Perfect Game Top 500 National Rank (No. 77)
- Batted .352 with 25 hits and 11 RBI across his senior season
- Two-time all-district honoree as a sophomore and senior
- Helped lead Mount Juliet to a 28-9 record in 2021, including a district runner-up finish
- Has one sister, Emerson
- Enjoys fishing, cars, music, guitar, games and food
- Full name is Colton James Regen



## Patrick Reilly

88 • Right-Handed Pitcher

Sophomore • 6-3 • 210

Sea Girt, N.J. • Christian Brothers Academy


**Head coach Tim Corbin on Reilly:** "Patrick has some special attributes on the mound. He's a very physical kid who works hard in the weight room. His arm and his stuff have a chance to separate themselves. He was fortunate to get some starting opportunities last year as a freshman. He will build upon that in the upcoming year. Patrick is on task, directed and a very good student."

### As a Freshman (2021)

- Made 16 appearances as a freshman, including seven starts on the mound
- Owned a 4-2 record while totaling 43.1 innings of work
- Tallied 53 strikeouts, while limiting opposing hitters to a .194 average against
- Made season debut versus Western Kentucky (Feb. 24), where he fanned one and allowed a hit in 1.0 inning of work
- First win of season came against Memphis (March 9), where he struck out four and surrendered a hit over 3.1 frames
- Struck out five Volunteer batters in 3.0 innings in the matchup versus in-state foe, Tennessee, on April 18 in Knoxville
- Fanned nine in 7.0 innings in the May 8th contest over Alabama
- Retired six via punchout in the regional finale win over Georgia Tech (June 6)

### The Reilly File

- Attended Christian Brothers Academy (Lincroft, N.J.)
- Nation's 50th-ranked right-handed pitcher by Perfect Game
- New Jersey's top-ranked right hander and second-rated overall prospect
- 2020 Perfect Game Preseason All-America
- 2019 Perfect Game Preseason Underclassmen All-America
- Perfect Game Top 150 National Rank (No. 147)
- 7-0 record with a 0.67 ERA and 67 strikeouts across 42.0 innings pitched as a junior
- Team captain his final two seasons at CBA
- First Team all-conference and all-division honors in 2019
- Led CBA to the 2019 Monmouth County Championship
- One brother, Colin, and one sister, Katie
- Son of Mike and Anne
- Father was a member of the Villanova football team (1986-1990)
- Enjoys playing golf
- Full name is Patrick Michael Reilly



## JD Rogers

18 • Outfielder

Freshman • 5-10 • 185

Carmel, Ind. • Carmel

**Head coach Tim Corbin on Rogers:** "JD won our Omaha Challenge as a freshman, which is a rare happening. He is in a different category when it comes to physical fitness and moving his body. His physical abilities and his desire to invest in the game will give him opportunities to advance himself as a player in the future."

### The Rogers File

- Attended Carmel High School (Carmel, Ind.)
- The third overall prospect in the state of Indiana according to Perfect Game, and the top-ranked outfielder
- Rated the No. 30 outfielder prospect nationally
- 2021 Perfect Game Preseason All-America
- 2020 Perfect Game Preseason Underclassmen All-America
- Perfect Game Top 200 National Rank (No. 190)
- Batted .400 as a senior, including six doubles, four triples, five home runs and 20 stolen bases
- Received both all-county and all-conference honors in 2021
- Two-sport athlete, who also lettered in football
- Helped Carmel to a 6A state championship title in 2019
- Enjoys working out and fishing
- Full name is John David Rogers



## Thomas Schultz

66 • Right-Handed Pitcher

Junior • 6-6 • 225

Mount Carmel, Pa. • Our Lady of Lourdes Regional

**Head coach Tim Corbin on Schultz:** "Thomas is one of the best athletes on our team. He has continued to grow in the weight room and is surging with his development on the mound as well. He has served different roles on our staff along the way and has had success. He is moving better down the mound and his pitch development continues to grow. Thomas is mature and respected throughout our team. Consistent student-athlete...always performs well academically. Enjoyable young man to be around."

### As a Sophomore (2021)

- Made 14 appearance as a sophomore
- Owned a 4-2 record with 40 strikeouts, while totaling 44.0 innings of work
- Tossed a scoreless frame in relief in the second game of the season-opening doubleheader with Wright State (Feb. 22) - fanned two on 15 pitches
- Struck out a season-high eight in 5.0 no-hit innings against Illinois-Chicago (March 5) in a 15-0 win
- Fanned seven, walked one, allowed four hits and surrendered two runs through 6.0 innings in a midweek win over Eastern Kentucky (April 13)
- Recorded one strikeout in 1.0 inning of relief in the 10-0 win over Presbyterian in the NCAA Regional

### As a Freshman (2020)

- Appeared in four games and made one start
- Posted a 0.66 ERA and .184 opponent average
- Allowed just one run in 13.2 innings
- Registered a 17-3 strikeout-to-walk ratio
- Earned the save vs. South Alabama (Feb. 18)
- Held Hawaii to one run in five frames (Feb. 29)
- Won Omaha Challenge for pitchers

### The Schultz File

- Prepped at Our Lady of Lourdes Regional (Mount Carmel, Pa.)
- First-team all-league four consecutive seasons (2016-19)
- Went 7-2 with a 0.29 ERA and .407 batting average as a senior
- Finished 6-1 with a 0.83 ERA and .382 batting average as a junior

## The Schultz File (continued)

- Helped squad to first district title in 15 seasons (2018-19)
- Four-year letter winner in basketball
- First-team all-state in basketball as a junior and senior
- Set school and area scoring record in basketball with 2,355 points
- Graduated fifth in class
- Four-year honor roll (2016-19)
- Member of National Honor Society
- Full name is Thomas Ronald Schultz
- Son of T.J. and Michelle
- Brother to Rachel
- Sister, Rachel Schultz, played basketball at Elizabethtown College (2014-16)




## Christian Smith

**48 • Outfielder**  
**Freshman • 6-2 • 195**  
**Atlanta, Ga. • Grady**

**Head coach Tim Corbin on Smith:** *"We saw Christian as a sophomore in high school at our fall camp. There is offensive potential in his left-handed swing. He showed the ability to drive the baseball in the fall, while playing all three outfield positions at various times. He will just need time and strength development to realize these abilities."*

## The Smith File

- Attended Grady High School (Atlanta, Ga.)
- The No. 21 overall prospect in the state of Georgia according to Perfect Game
- Rated the third-best outfielder in Georgia
- 2021 Perfect Game Preseason All-America
- 2019 Perfect Game Preseason Underclassmen All-America
- Perfect Game Top 500 National Rank
- Batted .365 as a senior, including eight doubles, two triples and five home runs
- Posted a .409 average during his junior season, which was shortened due to the COVID-19 pandemic
- Helped lead Grady to the state playoffs in 2021, marking the program's first appearance in 10 years
- Enjoys playing the cello and cooking
- Full name is Christian Ellison Smith



## Jonathan Vastine

**13 • Infielder**  
**Freshman • 5-11 • 165**  
**Bartow, Fla. • Bartow Senior High**

**Head coach Tim Corbin on Vastine:** *"Vasty is purely a baseball player. He most likely could play every position in the infield or outfield. He's athletic, has a good arm and moves well. He shows good hand speed at the plate and can drive the baseball. Jonathan is confident and plays to win."*

## The Vastine File

- Attended Bartow Senior High School (Bartow, Fla.)
- The No. 19 overall prospect in the state of Florida according to Perfect Game
- Rated the sixth-best shortstop in Georgia
- 2021 Perfect Game Preseason All-America
- Perfect Game Top 150 National Rank (No. 142)
- Batted .418 as a senior, adding six doubles, four triples, five home runs, 15 RBI and 19 stolen bases
- Owned an 8-1 record on the mound in his final prep season, including a 1.04 ERA and 99 strikeouts
- Three-time All-County Player of the Year (2018, 2019, 2021)
- Helped lead Bartow to the District 7 regional finals in 2021, marking the program's first regional appearance in 15 years
- Has one brother, Chase
- Enjoys weightlifting, playing video games and hanging out with family
- Full name is Jonathan Joseph Vastine



## Javier Vaz

**2 • Infielder**  
**Junior • 5-9 • 151**  
**Huntsville, Ala. • Huntsville/LSU-Eunice**

**Head coach Tim Corbin on Vaz:** *"Undeniable young man. He is a story of perseverance and gratitude. He could have easily turned in another direction when it came to a college choice, but he built a resume of academic success at a junior college before transferring to Vanderbilt after his sophomore year. His energy towards his teammates and our program are unique. His efforts are in total coordination with the team and its mission. When he got his chance to play in the post season, he made it count and had a large impact on our success. Javy has defensive versatility throughout the field and an offensive speed component to his game. Well respected teammate."*


## As a Junior (2021)

- Saw action in 23 games, making 11 starts
- Started Vanderbilt's final nine games of the season, including all seven games of the College World Series
- Recorded first hit in second game of doubleheader with Georgia State (Feb. 28), finishing a 1-for-1 game
- Crossed home plate for first run of season in series finale at Oklahoma State (March 14)
- Scored the tying run against Ole Miss in the SEC Tournament (May 25), helping Vanderbilt to a walk-off victory
- Scored one run in each of Vandy's two wins against East Carolina in the NCAA Nashville Super Regional
- Began the ninth-inning rally against Stanford in the College World Series, reaching on a two-out walk before coming across to score the tying run

## The Vaz File

- Attended LSU-Eunice Junior College from 2019-20
- .365 average with two home runs, 13 RBI and 23 stolen bases as sophomore at LSUE
- 2020 Preseason All-American
- 56 starts as a freshman, batting .364 with 60 hits, 14 doubles, four triples, one home run and 39 RBI
- .515 slugging percentage, and .509 on-base percentage in his first year at LSU Eunice
- Led the Bengals to a 51-8 record in 2019, including an appearance in the Region 23 Championship
- Member of the 2018 Chancellor's List
- Attended Huntsville High School (Huntsville, Ala.)
- Brother, Xavier Vaz, is currently a member of the LSUE baseball team
- Son of Roberto and Stephanie
- Father was a member of the Alabama baseball team (1996-97)
- Enjoys watching sports and playing video games
- Full name is Javier Rafeal Vaz





## Carter Young

9 • Infielder

Sophomore • 6-0 • 180

Selah, Wash. • Selah

**Head coach Tim Corbin on Young:** *"I am proud of Carter's growth and consistency in the classroom. His organization and maturity are starting to pay dividends in all areas of his student-athletic life. Once he worked his way back from an injury this fall, he began to experience greater growth physically as well. Carter plays the game with a very even heart rate. His defensive skills are high level, and his offensive abilities are surging in the direction of making him a complete player."*

### As a Sophomore (2021)

- Started 61 games at shortstop as a sophomore
- Led the team in home runs with 16 on the campaign, which tied him for sixth in the SEC
- Registered 52 RBI, which placed him second on the squad
- Selected to the Newcomer All-SEC Team
- Named SEC Newcomer of the Week on April 5
- Started season with a 14-game hitting streak
- In both games against Wright State (Feb. 22), went 3-for-8; including a double, a triple and a stolen base
- Brought home four runs in the series opener against Illinois-Chicago (March 5)
- Stole a base successfully in four games from March 7-13
- Roped two doubles in the series-clinching win over Missouri (March 26)
- Clubbed two home runs in the series opener with Alabama (May 7)
- Drove in two of Vanderbilt's four runs in the NCAA Super Regional-clinching win over East Carolina (May 12)

### As a Freshman (2020)

- One of two Commodores to start all 18 games
- Second on team for hits (20) and RBI (12)
- Third on team for average (.328)
- Third on team with seven multi-hit games
- Logged a hit in 11 games
- Added an RBI in nine

### The Young File

- Team captain at Selah (Wash.)
- Baseball America Top 200 MLB prospects (No. 17)
- 2019 2A Washington State Player of the Year (WSBCA)
- Two-time first-team all-state
- 2019 Collegiate Baseball newspaper first-team All-American infielder
- Top-ranked shortstop nationally (2019 Baseball Factory)
- 2018 Washington state Gatorade Player of the Year
- 2018 USA Today All-USA Washington state Player of the Year
- 2018 MaxPreps Underclass Junior All-America Team
- 2018 Under Armour All-American
- Selected to Area Code Games
- Member of 15U national team that won bronze medal at WBSC World Cup in Iwaki, Japan
- Member of 18U national team that won gold at WBSC World Cup in Thunder Bay, Ontario
- Helped team to Washington 2A state title, first in program history
- Capped high school career with second state title in four seasons
- Full name is Carter Isaak Young
- Son of Phil and Kerra
- Brother to Malachi, Gabi and Braxton

## 2021 Statistics

Record: 49-18 Home: 30-6 Away: 12-7 Neutral: 7-5 SEC: 19-10

Player	avg	gp-gs	ab	r	h	2b	3b	hr	rbi	tb	slg%	bb	hp	so	gdp	ob%	sf	sh	sb-att	po	a	e	fld%
12 Dominic Keegan	.345	60-60	232	56	80	17	3	15	57	148	.638	30	4	74	4	.427	1	0	0-1	396	35	9	.980
51 Enrique Bradfield Jr	.336	67-67	244	60	82	8	4	1	38	101	.414	45	7	42	2	.451	1	8	47-53	131	1	1	.992
8 Isaiah Thomas	.305	59-57	223	45	68	13	5	13	40	130	.583	9	11	63	4	.361	1	1	12-12	98	2	2	.980
99 Jayson Gonzalez	.280	61-58	193	36	54	9	3	9	41	96	.497	32	4	69	4	.391	1	3	2-3	34	74	15	.878
16 Jack Bulger	.274	50-41	157	32	43	7	0	5	28	65	.414	25	1	40	7	.369	4	2	2-2	17	1	1	.947
25 Parker Noland	.260	66-66	246	39	64	15	0	7	43	100	.407	28	1	77	4	.336	2	5	4-4	102	74	6	.967
9 Carter Young	.252	61-61	238	47	60	15	5	16	52	133	.559	31	3	84	1	.341	4	3	9-10	70	130	7	.966
5 CJ Rodriguez	.249	58-52	185	28	46	9	0	5	36	70	.378	36	8	19	5	.393	0	0	1-1	579	48	4	.994
-----																							
21 Calvin Hewett	.571	15-2	7	3	4	2	0	0	3	6	.857	1	2	1	0	.700	0	0	0-0	3	0	0	1.000
20 Jack O'Dowd	.333	10-0	9	3	3	3	0	0	4	6	.667	1	0	3	0	.400	0	0	0-0	0	3	0	1.000
17 C.J. Pittaro	.333	5-0	3	0	1	0	0	0	3	1	.333	0	0	0	0	.333	0	0	0-0	0	1	0	1.000
55 Maxwell Romero Jr.	.300	21-15	50	14	15	4	0	4	14	31	.620	10	1	17	2	.426	0	0	1-1	160	11	1	.994
6 Tate Kolwyck	.290	43-39	138	28	40	10	1	6	25	70	.507	16	3	35	3	.371	2	1	2-2	51	72	2	.984
19 Troy LaNeve	.286	37-19	84	16	24	7	0	6	22	49	.583	4	1	27	1	.326	0	1	0-0	21	0	1	.955
34 Spencer Jones	.274	34-24	95	16	26	5	0	3	10	40	.421	7	4	33	4	.346	1	0	4-4	0	0	0	.000
3 Cooper Davis	.248	36-31	109	15	27	2	0	1	13	32	.294	15	0	22	0	.339	0	7	3-6	39	1	0	1.000
2 Javier Vaz	.238	23-11	42	7	10	2	0	0	1	12	.286	10	1	5	0	.396	0	2	5-5	24	8	2	.941
39 Gavin Casas	.200	9-0	10	2	2	1	0	0	1	3	.300	1	0	2	0	.273	0	0	0-0	17	0	1	.944
45 Alan Espinal	.200	6-0	5	1	1	0	0	1	1	4	.800	0	0	2	0	.200	0	0	0-0	12	0	0	1.000
11 Matt Hogan	.154	19-0	13	4	2	1	0	0	1	3	.231	0	0	2	0	.154	0	0	0-0	6	0	0	1.000
18 Will Duff	.143	8-0	7	2	1	0	0	0	0	1	.143	0	1	2	0	.250	0	0	0-0	1	0	0	1.000
10 TJ McKenzie	.000	4-0	1	0	0	0	0	0	0	0	.000	0	1	1	0	.500	0	0	0-0	0	0	0	.000
Totals	.285	67	2291	454	653	130	21	92	433	1101	.481	301	53	620	41	.378	17	33	92-104	1794	510	65	.973
Opponents	.191	67	2174	267	416	87	0	76	244	731	.336	248	64	790	35	.291	12	13	38-57	1726	580	62	.974

LOB - Team (516), Opp (452). DPs turned - Team (39), Opp (54). CI - Team (2), Rodriguez 2, Opp (1). IBB - Team (5), Rodriguez 2, Young 2, Bradfield Jr 1. Picked off - Jones 2, Gonzalez 1, Thomas 1, Noland 1, Bulger 1, Young 1, Hewett 1, Bradfield Jr 1, Davis 1.

### (All games Sorted by Earned run avg)

Player	era	w-l	app	gs	cg	sho	sv	ip	h	r	er	bb	so	2b	3b	hr	b/avg	wp	hp	bk	sfa	sha
22 Jack Leiter	2.13	11-4	18	18	2	1/1	0	110.0	48	30	26	45	179	3	0	14	.129	4	11	1	1	1
80 Kumar Rocker	2.73	14-4	20	20	1	0/4	0	122.0	75	43	37	39	179	20	0	8	.170	13	7	2	3	1
-----																						
29 Nick Maldonado	2.31	1-2	28	0	0	0/4	9	50.2	32	13	13	7	59	8	0	4	.173	2	4	0	0	1
50 Luke Murphy	2.40	4-1	27	0	0	0/2	9	41.1	24	11	11	15	61	1	0	6	.169	1	7	1	4	0
32 Hugh Fisher	2.45	0-0	16	0	0	0/0	0	11.0	5	5	3	11	13	2	0	1	.139	3	2	0	0	0
40 Sam Hliboki	2.70	0-0	9	1	0	0/0	2	20.0	15	6	6	4	20	4	0	2	.203	0	3	0	0	0
31 Miles Garrett	2.79	1-0	9	0	0	0/1	0	9.2	8	5	3	2	8	3	0	0	.216	0	5	0	0	1
30 Nelson Berkwich	3.07	1-0	10	0	0	0/1	0	14.2	16	9	5	3	19	2	0	2	.267	0	1	0	0	0
27 Ethan Smith	3.55	1-0	9	0	0	0/2	2	12.2	11	5	5	3	18	3	0	2	.224	0	0	0	0	0
66 Thomas Schultz	4.09	4-2	14	9	0	0/4	0	44.0	33	21	20	18	40	7	0	6	.209	2	7	0	1	2
35 Chris McElvain	4.34	5-1	22	1	0	0/1	2	45.2	39	22	22	27	58	9	0	6	.232	6	1	0	1	3
44 Donye Evans	4.76	0-0	8	0	0	0/1	0	5.2	7	5	3	2	6	1	0	1	.269	0	4	0	0	0
88 Patrick Reilly	4.98	4-2	16	7	0	0/1	0	43.1	31	26	24	28	53	6	0	8	.194	7	3	0	0	2
42 Christian Little	5.48	3-2	14	11	0	0/0	0	42.2	40	33	26	22	49	11	0	8	.244	8	4	1	1	2
36 Grayson Moore	9.00	0-0	5	0	0	0/1	0	6.0	8	8	6	4	6	1	0	5	.308	1	0	1	0	0
33 Hunter Owen	10.26	0-0	14	0	0	0/1	0	16.2	22	22	19	15	19	6	0	3	.314	5	4	0	1	0
46 Gage Bradley	13.50	0-0	2	0	0	0/0	0	2.0	2	3	3	3	3	0	0	0	.250	1	1	0	0	0
Totals	3.46	49-18	67	67	3	8/7	24	598.0	416	267	230	248	790	87	0	76	.191	53	64	6	12	13
Opponents	6.49	18-49	67	67	0	2/2	9	575.1	653	454	415	301	620	130	21	92	.285	52	53	11	17	33

PB - Team (9), Rodriguez 5, Romero Jr. 4, Opp (6). Pickoffs - Team (3), Rodriguez 1, Little 1, Fisher 1, Opp (10). SBA/ATT - Rodriguez (26-40), Rocker (11-16), Romero Jr. (7-10), Leiter (3-7), Keegan (5-5), McElvain (1-5), Owen (5-5), Schultz (4-5), Little (4-5), Murphy (3-3), Fisher (2-3), Maldonado (2-3), Reilly (1-3), Evans (1-1), Hliboki (1-1).

# 2021 Statistics

## Multiple Hit Games

Player	2	3	4	5+	Tot
12 Dominic Keegan.....	20	4	1	1	26
51 Enrique Bradfield Jr. ....	12	7	2	-	21
8 Isaiah Thomas.....	16	4	-	-	20
25 Parker Noland.....	13	4	-	-	17
9 Carter Young.....	14	1	-	-	15
16 Jack Bulger.....	10	4	-	-	14
99 Jayson Gonzalez.....	9	4	-	-	13
5 CJ Rodriguez.....	7	2	1	-	10
6 Tate Kolwyck.....	8	1	-	-	9
19 Troy LaNeve.....	6	2	-	-	8
3 Cooper Davis.....	7	-	-	-	7
34 Spencer Jones.....	3	-	1	-	4
55 Maxwell Romero Jr.....	1	1	-	-	2
21 Calvin Hewett.....	1	-	-	-	1
2 Javier Vaz.....	1	-	-	-	1
TEAM.....	128	34	5	1	168

## Multiple RBI Games

Player	2	3	4	5+	Tot
9 Carter Young.....	6	5	3	-	14
25 Parker Noland.....	5	5	1	1	12
99 Jayson Gonzalez.....	7	4	1	-	12
12 Dominic Keegan.....	6	2	2	2	12
8 Isaiah Thomas.....	7	2	-	1	10
5 CJ Rodriguez.....	5	4	-	-	9
51 Enrique Bradfield Jr. ....	6	-	1	1	8
19 Troy LaNeve.....	3	3	1	-	7
16 Jack Bulger.....	5	2	-	-	7
6 Tate Kolwyck.....	3	1	2	-	6
3 Cooper Davis.....	2	1	-	-	3
55 Maxwell Romero Jr.....	1	1	-	1	3
34 Spencer Jones.....	1	1	-	-	2
21 Calvin Hewett.....	1	-	-	-	1
17 C.J. Pittaro.....	1	-	-	-	1
TEAM.....	61	31	11	6	109

## Hitting Streaks

9 Carter Young.....	14
51 Enrique Bradfield Jr. ....	14
8 Isaiah Thomas.....	10
6 Tate Kolwyck.....	10
12 Dominic Keegan.....	9
55 Maxwell Romero Jr.....	6
25 Parker Noland.....	6
16 Jack Bulger.....	6
34 Spencer Jones.....	5
3 Cooper Davis.....	5
19 Troy LaNeve.....	5
5 CJ Rodriguez.....	5
99 Jayson Gonzalez.....	5
2 Javier Vaz.....	4
39 Gavin Casas.....	2
21 Calvin Hewett.....	2
20 Jack O'Dowd.....	2
11 Matt Hogan.....	1
45 Alan Espinal.....	1
17 C.J. Pittaro.....	1

## Category Leaders

### Batting average

12 Dominic Keegan.....	.345
51 Enrique Bradfield Jr. ....	.336
8 Isaiah Thomas.....	.305
99 Jayson Gonzalez.....	.280
16 Jack Bulger.....	.274

### Slugging percentage

12 Dominic Keegan.....	.638
8 Isaiah Thomas.....	.583
9 Carter Young.....	.559
99 Jayson Gonzalez.....	.497
16 Jack Bulger.....	.414

### On base percentage

51 Enrique Bradfield Jr. ....	.451
12 Dominic Keegan.....	.427
5 CJ Rodriguez.....	.393
99 Jayson Gonzalez.....	.391
16 Jack Bulger.....	.369

### Runs scored

51 Enrique Bradfield Jr. ....	60
12 Dominic Keegan.....	56
9 Carter Young.....	47
8 Isaiah Thomas.....	45
25 Parker Noland.....	39

### Hits

51 Enrique Bradfield Jr. ....	82
12 Dominic Keegan.....	80
8 Isaiah Thomas.....	68
25 Parker Noland.....	64
9 Carter Young.....	60

### Runs batted in

12 Dominic Keegan.....	57
9 Carter Young.....	52
25 Parker Noland.....	43
99 Jayson Gonzalez.....	41
8 Isaiah Thomas.....	40

### Doubles

12 Dominic Keegan.....	17
25 Parker Noland.....	15
9 Carter Young.....	15
8 Isaiah Thomas.....	13
6 Tate Kolwyck.....	10

### Triples

8 Isaiah Thomas.....	5
----------------------	---

9 Carter Young.....	5
51 Enrique Bradfield Jr. ....	4
99 Jayson Gonzalez.....	3
12 Dominic Keegan.....	3

### Home runs

9 Carter Young.....	16
12 Dominic Keegan.....	15
8 Isaiah Thomas.....	13
99 Jayson Gonzalez.....	9
25 Parker Noland.....	7

### Total bases

12 Dominic Keegan.....	148
9 Carter Young.....	133
8 Isaiah Thomas.....	130
51 Enrique Bradfield Jr. ....	101
25 Parker Noland.....	100

### Walks

51 Enrique Bradfield Jr. ....	45
5 CJ Rodriguez.....	36
99 Jayson Gonzalez.....	32
9 Carter Young.....	31
12 Dominic Keegan.....	30

### Hit by pitch

8 Isaiah Thomas.....	11
5 CJ Rodriguez.....	8
51 Enrique Bradfield Jr. ....	7
3 tied at.....	4

### Sac bunts

51 Enrique Bradfield Jr. ....	8
3 Cooper Davis.....	7
25 Parker Noland.....	5
9 Carter Young.....	3
99 Jayson Gonzalez.....	3

### Sac flies

9 Carter Young.....	4
16 Jack Bulger.....	4
25 Parker Noland.....	2
6 Tate Kolwyck.....	2
5 tied at.....	1

### Stolen bases

51 Enrique Bradfield Jr. ....	47
8 Isaiah Thomas.....	12
9 Carter Young.....	9
2 Javier Vaz.....	5
2 tied at.....	4

### Steal attempts

51 Enrique Bradfield Jr. ....	53
8 Isaiah Thomas.....	12
9 Carter Young.....	10
3 Cooper Davis.....	6
2 Javier Vaz.....	5

### Total plate appearances

51 Enrique Bradfield Jr. ....	305
25 Parker Noland.....	282
9 Carter Young.....	279
12 Dominic Keegan.....	267
8 Isaiah Thomas.....	245

### At-bats

25 Parker Noland.....	246
51 Enrique Bradfield Jr. ....	244
9 Carter Young.....	238
12 Dominic Keegan.....	232
8 Isaiah Thomas.....	223

### Games played

51 Enrique Bradfield Jr. ....	67
25 Parker Noland.....	66
9 Carter Young.....	61
99 Jayson Gonzalez.....	61
12 Dominic Keegan.....	60

### Game starts

51 Enrique Bradfield Jr. ....	67
25 Parker Noland.....	66
9 Carter Young.....	61
12 Dominic Keegan.....	12
99 Jayson Gonzalez.....	58
11 Matt Hogan.....	19
19 Troy LaNeve.....	18
21 Calvin Hewett.....	13
2 Javier Vaz.....	12
2 tied at.....	10

### Earned run average

22 Jack Leiter.....	2.13
80 Kumar Rocker.....	2.73

### Opposing batting average

22 Jack Leiter.....	.129
80 Kumar Rocker.....	.170

### Won-loss percentage

80 Kumar Rocker.....	.778
----------------------	------

22 Jack Leiter.....	.733
---------------------	------

### Wins

80 Kumar Rocker.....	14
22 Jack Leiter.....	11
35 Chris McElvain.....	5
3 tied at.....	4

### Saves

50 Luke Murphy.....	9
29 Nick Maldonado.....	9
35 Chris McElvain.....	2
27 Ethan Smith.....	2
40 Sam Hliboki.....	2

### Innings pitched

80 Kumar Rocker.....	122.0
22 Jack Leiter.....	110.0

### Batters struck out

22 Jack Leiter.....	179
80 Kumar Rocker.....	179
50 Luke Murphy.....	61
29 Nick Maldonado.....	59
35 Chris McElvain.....	58

### Appearances

29 Nick Maldonado.....	28
50 Luke Murphy.....	27
35 Chris McElvain.....	22
80 Kumar Rocker.....	20
22 Jack Leiter.....	18

### Games started

80 Kumar Rocker.....	20
22 Jack Leiter.....	18
42 Christian Little.....	11
66 Thomas Schultz.....	9
88 Patrick Reilly.....	7

### Games finished

50 Luke Murphy.....	18
29 Nick Maldonado.....	15
35 Chris McElvain.....	6
27 Ethan Smith.....	5
32 Hugh Fisher.....	4

### Games in relief

29 Nick Maldonado.....	28
50 Luke Murphy.....	27
35 Chris McElvain.....	21
32 Hugh Fisher.....	16

33 Hunter Owen.....	14
---------------------	----

### Wild pitches

80 Kumar Rocker.....	13
42 Christian Little.....	8
88 Patrick Reilly.....	7
35 Chris McElvain.....	6
33 Hunter Owen.....	5

### Hit batters

22 Jack Leiter.....	11
66 Thomas Schultz.....	7
80 Kumar Rocker.....	7
50 Luke Murphy.....	7
31 Miles Garrett.....	5

### Batters struck out looking

22 Jack Leiter.....	62
80 Kumar Rocker.....	42
50 Luke Murphy.....	20
29 Nick Maldonado.....	20
2 tied at.....	16

### Fielding percentage

5 tied at.....	1.000
----------------	-------

### Chances

5 CJ Rodriguez.....	631
12 Dominic Keegan.....	440
9 Carter Young.....	207
25 Parker Noland.....	182
55 Maxwell Romero Jr.....	172

### Putouts

5 CJ Rodriguez.....	579
12 Dominic Keegan.....	396
55 Maxwell Romero Jr.....	160
51 Enrique Bradfield Jr. ....	131
25 Parker Noland.....	102

### Assists

9 Carter Young.....	130
99 Jayson Gonzalez.....	74
25 Parker Noland.....	74
6 Tate Kolwyck.....	72
5 CJ Rodriguez.....	48

### Errors

99 Jayson Gonzalez.....	15
12 Dominic Keegan.....	9
9 Carter Young.....	7
25 Parker Noland.....	6

# 2021 Statistics

## Defensive Statistics

Player	C	PO	A	E	FLD%	DPs	SBA	CS	SB%	PB	CI
3 Cooper Davis	40	39	1	0	1.000	0	0	0	.000	0	0
45 Alan Espinal	12	12	0	0	1.000	0	0	0	.000	0	0
29 Nick Maldonado	10	6	4	0	1.000	1	2	1	.667	0	0
11 Matt Hogan	6	6	0	0	1.000	0	0	0	.000	0	0
66 Thomas Schultz	5	2	3	0	1.000	0	4	1	.800	0	0
32 Hugh Fisher	3	0	3	0	1.000	0	2	1	.667	0	0
21 Calvin Hewett	3	3	0	0	1.000	0	0	0	.000	0	0
40 Sam Hliboki	3	1	2	0	1.000	0	1	0	1.000	0	0
20 Jack O'Dowd	3	0	3	0	1.000	0	0	0	.000	0	0
27 Ethan Smith	2	1	1	0	1.000	0	0	0	.000	0	0
36 Grayson Moore	1	1	0	0	1.000	0	0	0	.000	0	0
18 Will Duff	1	1	0	0	1.000	0	0	0	.000	0	0
44 Donye Evans	1	0	1	0	1.000	0	1	0	1.000	0	0
17 C.J. Pittaro	1	0	1	0	1.000	0	0	0	.000	0	0
55 Maxwell Romero Jr.	172	160	11	1	.994	0	7	3	.700	4	0
5 C.J. Rodriguez	631	579	48	4	.994	1	26	14	.650	5	2
51 Enrique Bradfield Jr.	133	131	1	1	.992	0	0	0	.000	0	0
6 Tate Kolywck	125	51	72	2	.984	15	0	0	.000	0	0
8 Isaiah Thomas	102	98	2	2	.980	1	0	0	.000	0	0
12 Dominic Keegan	440	396	35	9	.980	30	5	0	1.000	0	0
25 Parker Noland	182	102	74	6	.967	17	0	0	.000	0	0
9 Carter Young	207	70	130	7	.966	20	0	0	.000	0	0
19 Troy LaNeve	22	21	0	1	.955	0	0	0	.000	0	0
16 Jack Bulger	19	17	1	1	.947	0	0	0	.000	0	0
39 Gavin Casas	18	17	0	1	.944	4	0	0	.000	0	0
2 Javier Vaz	34	24	8	2	.941	3	0	0	.000	0	0
22 Jack Leiter	13	4	8	1	.923	1	3	4	.429	0	0
99 Jayson Gonzalez	123	34	74	15	.878	7	0	0	.000	0	0
42 Christian Little	7	3	3	1	.857	0	4	1	.800	0	0
88 Patrick Reilly	16	5	8	3	.813	0	1	2	.333	0	0
80 Kumar Rocker	10	3	5	2	.800	0	11	5	.688	0	0
35 Chris McElvain	10	4	4	2	.800	0	1	4	.200	0	0
50 Luke Murphy	5	2	2	1	.800	0	3	0	1.000	0	0
33 Hunter Owen	5	1	3	1	.800	0	5	0	1.000	0	0
31 Miles Garrett	2	0	1	1	.500	0	0	0	.000	0	0
30 Nelson Berkwich	2	0	1	1	.500	0	0	0	.000	0	0
<b>Totals</b>	<b>2369</b>	<b>1794</b>	<b>510</b>	<b>65</b>	<b>.973</b>	<b>39</b>	<b>38</b>	<b>19</b>	<b>.667</b>	<b>9</b>	<b>2</b>
Opponents	2368	1726	580	62	.974	54	92	12	.885	6	1

## Team Superlatives

### Batting

At bats	48	vs Tennessee Tech (Apr 30, 2019)
Runs scored	24	vs Davidson (Mar 05, 2019)
Hits	21	vs Tennessee Tech (Apr 30, 2019)
RBI's	23	vs Davidson (Mar 05, 2019)
Doubles	6	vs Davidson (Mar 05, 2019)
Triples	2	Twice, last vs. East Tennessee State (Mar 06, 2019)
Home runs	5	Twice, last vs Duke (Jun 09, 2019 at Nashville, Tenn.)
Total bases	38	vs Tennessee Tech (Apr 30, 2019)
Walks	17	vs Davidson (Mar 05, 2019)
Strikeouts	14	at Alabama (Apr 20, 2019)
	14	at Alabama (Apr 21, 2019)
Sac hit	2	3x, last vs. Western Kentucky (Apr 02, 2019)
Sac flies	2	(6 games)
Stolen bases	4	Twice, last vs. Tennessee Tech (Apr 30, 2019)
Hit by pitch	3	(4 games)
Caught stealing	2	3x, last vs. Auburn (Apr 27, 2019)
Runners LOB	15	vs Florida (Mar 22, 2019)
Hit into DP	3	Twice, last at South Carolina (May 03, 2019)

### Fielding

Putouts	33	at Georgia (Apr 05, 2019)
Assists	14	at Kentucky (May 16, 2019)
Errors	4	at Texas A&M (Mar 17, 2019)
Passed balls	1	(12 games)
DPs turned	2	(5 games)

### Pitching

Innings pitched	11.0	at Georgia (Apr 05, 2019)
Runs allowed	18	vs Duke (Jun 07, 2019 at Nashville, Tenn.)
Earned runs	16	vs Duke (Jun 07, 2019 at Nashville, Tenn.)
Walks allowed	12	vs Austin Peay (Feb 27, 2019)
Strikeouts	19	vs Duke (Jun 08, 2019 at Nashville, Tenn.)
Hits allowed	22	vs Arkansas (Apr 14, 2019)
Doubles allowed	6	vs Arkansas (Apr 14, 2019)
Triples allowed	2	vs Duke (Jun 07, 2019 at Nashville, Tenn.)
Homers allowed	2	(5 games)
Wild pitches	4	vs Duke (Jun 07, 2019 at Nashville, Tenn.)
Hit batters	3	(6 games)

## Inning-by-Inning Scoring

Team	1	2	3	4	5	6	7	8	9	EX	Total
Vanderbilt	44	54	46	65	53	57	59	53	17	6	454
Opponents	35	24	34	31	29	26	34	21	31	2	267

## Attendance

Home attendance	39288	(34 dates avg = 1155)
Away attendance	256161	(30 dates avg = 8538)
Total attendance	295449	(18 dates avg = 4616)

## Win-Loss Summary

Total	49-18
Conference	19-10
Non-Conf.	30-8
Home	30-6
Away	12-7
Neutral	7-5
Day	21-10
Night	28-8
vs Left	11-8
vs Right	38-10
1-Run games	10-2
2-Run games	6-5
5+Run games	23-5
Extra innings	2-0
Shutouts	8-2
Scoring 0-2 runs	2-9
Scoring 3-5 runs	18-6
Scoring 6-9 runs	10-2
Scoring 10+ runs	19-1
Opponent 0-2 runs	29-1
Opponent 3-5 runs	15-4
Opponent 6-9 runs	4-8
Opponent 10+ runs	1-5
Scored in 1st inning	15-5
Scores first	30-5
Opp. scores first	19-13

## Individual Superlatives

### Batting

At bats	6	(18 games)
Runs scored	4	(6 games)
Hits	5	Twice, last JJ Bleday vs Auburn (May 22, 2019 at Hoover, Ala.)
RBI's	7	Pat DeMarco vs Davidson (Mar 05, 2019)
Doubles	3	Twice, last Julian Infante vs Indiana State (Jun 01, 2019)
Triples	1	(19 games)
Home runs	2	(10 games)
Total bases	10	Twice, last Stephen Scott at Kentucky (May 16, 2019)
Walks	3	(10 games)
Strikeouts	4	Julian Infante at Alabama (Apr 21, 2019)
Sac hits	2	Cooper Davis vs Illinois State (Mar 08, 2019)
Sac flies	2	Harrison Ray vs Dayton (Mar 02, 2019)
Stolen bases	2	(7 games)
Hit by pitch	2	3x, last Ethan Paul vs Missouri (May 10, 2019)
Caught stealing	1	(20 games)
Runners LOB	6	3x, last Stephen Scott vs Tennessee (Mar 29, 2019)

### Fielding

Putouts	18	Philip Clarke vs Dayton (Mar 01, 2019)
Assists	6	(4 games)
Errors	2	Twice, last Julian Infante vs Ohio State (May 31, 2019)
Passed balls	1	(12 games)

### Pitching

Innings pitched	9.0	3x, last Kumar Rocker vs Duke (Jun 08, 2019)
Runs allowed	8	Drake Fellows at South Carolina (May 03, 2019)
Earned runs	7	Drake Fellows at South Carolina (May 03, 2019)
Walks allowed	6	Twice, last Patrick Raby vs Florida (Mar 22, 2019)
Strikeouts	19	Kumar Rocker vs Duke (Jun 08, 2019)
Hits allowed	10	Kumar Rocker vs Tennessee (Mar 31, 2019)
Doubles allowed	5	Mason Hickman vs Western Kentucky (Apr 02, 2019)
Triples allowed	1	(9 games)
Homers allowed	2	3x, last Mason Hickman vs Duke (Jun 09, 2019)
Wild pitches	3	Hugh Fisher vs LSU (May 25, 2019 at Hoover, Ala.)
Hit batters	3	Twice, last Drake Fellows vs Auburn (Apr 25, 2019)



## 2021 Results

Date	Opponent		Score	Inns	Overall	SEC	Pitcher of record	Attend	Time
Feb 22, 2021	WRIGHT STATE-1	w	14-1	9	1-0-0	0-0-0	Rocker (W 1-0)	-	3:20
Feb 22, 2021	WRIGHT STATE-2	w	1-0	9	2-0-0	0-0-0	Leiter (W 1-0)	178	2:33
Feb 24, 2021	WESTERN KENTUCKY	w	12-1	9	3-0-0	0-0-0	Little (W 1-0)	140	2:32
Feb 26, 2021	GEORGIA STATE	L	2-4	9	3-1-0	0-0-0	Schultz (L 0-1)	149	3:23
Feb 27, 2021	GEORGIA STATE	w	5-4	9	4-1-0	0-0-0	Garrett (W 1-0)	164	3:02
Feb 28, 2021	GEORGIA STATE-1	w	12-2	9	5-1-0	0-0-0	Rocker (W 2-0)	-	3:28
Feb 28, 2021	GEORGIA STATE-2	w	17-6	9	6-1-0	0-0-0	Leiter (W 2-0)	163	3:16
Mar 05, 2021	ILLINOIS-CHICAGO	w	15-0	9	7-1-0	0-0-0	Schultz (W 1-1)	350	2:55
Mar 06, 2021	ILLINOIS-CHICAGO	w	5-2	9	8-1-0	0-0-0	Rocker (W 3-0)	474	2:24
Mar 07, 2021	ILLINOIS-CHICAGO	w	4-2	9	9-1-0	0-0-0	Leiter (W 3-0)	464	2:59
Mar 09, 2021	MEMPHIS	w	10-4	9	10-1-0	0-0-0	Reilly (W 1-0)	399	3:11
Mar 13, 2021	at #9 Oklahoma State-1	w	5-0	9	11-1-0	0-0-0	Rocker (W 4-0)	-	2:38
Mar 13, 2021	at #9 Oklahoma State-2	w	18-4	9	12-1-0	0-0-0	Leiter (W 4-0)	3480	3:47
Mar 14, 2021	at #9 Oklahoma State	L	6-10	9	12-2-0	0-0-0	Schultz (L 1-2)	3296	3:10
Mar 16, 2021	BELMONT	w	4-1	9	13-2-0	0-0-0	Little (W 2-0)	456	2:44
* Mar 19, 2021	#16 SOUTH CAROLINA	w	3-2	9	14-2-0	1-0-0	Rocker (W 5-0)	527	2:43
* Mar 20, 2021	#16 SOUTH CAROLINA	w	5-0	9	15-2-0	2-0-0	Leiter (W 5-0)	496	2:28
* Mar 21, 2021	#16 SOUTH CAROLINA	L	5-6	9	15-3-0	2-1-0	Maldonado (L 0-1)	496	2:55
Mar 23, 2021	LIPSCOMB	w	11-3	9	16-3-0	2-1-0	Reilly (W 2-0)	474	3:16
* Mar 25, 2021	at Missouri	w	10-2	9	17-3-0	3-1-0	Rocker (W 6-0)	600	3:07
* Mar 26, 2021	at Missouri	w	11-3	9	18-3-0	4-1-0	Leiter (W 6-0)	600	3:00
* Mar 27, 2021	at Missouri	w	3-1	9	19-3-0	5-1-0	Schultz (W 2-2)	600	3:06
Mar 30, 2021	TENNESSEE TECH	w	12-5	9	20-3-0	5-1-0	Reilly (W 3-0)	610	3:12
* Apr 01, 2021	at #25 LSU	w	13-1	9	21-3-0	6-1-0	Rocker (W 7-0)	4619	2:45
* Apr 02, 2021	at #25 LSU	w	11-2	9	22-3-0	7-1-0	Leiter (W 7-0)	4904	3:12
* Apr 03, 2021	at #25 LSU	w	5-4	9	23-3-0	8-1-0	Smith (W 1-0)	4314	3:23
Apr 06, 2021	UT-MARTIN	w	5-4	9	24-3-0	8-1-0	McElvain (W 1-0)	636	2:27
* Apr 08, 2021	GEORGIA	L	2-14	9	24-4-0	8-2-0	Rocker (L 7-1)	646	3:35
* Apr 09, 2021	GEORGIA	w	5-2	9	25-4-0	9-2-0	Maldonado (W 1-1)	670	2:42
* Apr 10, 2021	GEORGIA	L	1-9	9	25-5-0	9-3-0	Reilly (L 3-1)	637	2:51
Apr 13, 2021	EASTERN KENTUCKY	w	6-4	9	26-5-0	9-3-0	Schultz (W 3-2)	411	2:56
* Apr 16, 2021	at #3 Tennessee	w	5-0	9	27-5-0	10-3-0	Rocker (W 8-1)	2390	2:28
* Apr 17, 2021	at #3 Tennessee	L	4-8	9	27-6-0	10-4-0	Murphy (L 0-1)	2263	2:44
* Apr 18, 2021	at #3 Tennessee	w	10-4	9	28-6-0	11-4-0	McElvain (W 2-0)	2450	3:15
Apr 20, 2021	AUSTIN PEAY	w	7-0	9	29-6-0	11-4-0	Schultz (W 4-2)	788	2:30
* Apr 23, 2021	#4 MISSISSIPPI STATE	w	6-2	9	30-6-0	12-4-0	Rocker (W 9-1)	1407	2:16
* Apr 24, 2021	#4 MISSISSIPPI STATE	L	4-7	9	30-7-0	12-5-0	Leiter (L 7-1)	1399	3:17
* Apr 25, 2021	#4 MISSISSIPPI STATE	w	7-4	9	31-7-0	13-5-0	McElvain (W 3-0)	1372	2:50
* Apr 30, 2021	at #14 Florida	w	11-7	9	32-7-0	14-5-0	Rocker (W 10-1)	3341	3:52
* May 01, 2021	at #14 Florida	L	8-11	9	32-8-0	14-6-0	Leiter (L 7-2)	0	3:00
* May 02, 2021	at #14 Florida	L	3-5	9	32-9-0	14-7-0	McElvain (L 3-1)	2986	3:17
May 04, 2021	at #11 Louisville	L	2-7	9	32-10-0	14-7-0	Little (L 2-1)	880	2:41
* May 07, 2021	ALABAMA	w	9-6	9	33-10-0	15-7-0	Rocker (W 11-1)	1562	3:00
* May 08, 2021	ALABAMA	w	6-2	9	34-10-0	16-7-0	Reilly (W 4-1)	1550	2:15
May 11, 2021	NORTH ALABAMA	w	3-2	9	35-10-0	16-7-0	Berkwich (W 1-0)	916	2:55
* May 14, 2021	at #14 Ole Miss	L	1-3	9	35-11-0	16-8-0	Rocker (L 11-2)	8986	2:35
* May 15, 2021	at #14 Ole Miss	w	13-2	9	36-11-0	17-8-0	Leiter (W 8-2)	10267	3:25
* May 16, 2021	at #14 Ole Miss	L	10-13	9	36-12-0	17-9-0	Reilly (L 4-2)	8479	3:30
May 18, 2021	FIU	w	20-4	9	37-12-0	17-9-0	Little (W 3-1)	2137	2:57
* May 20, 2021	KENTUCKY	w	4-2	9	38-12-0	18-9-0	Murphy (W 1-1)	2985	2:38
* May 21, 2021	KENTUCKY	w	8-2	9	39-12-0	19-9-0	McElvain (W 4-1)	3323	3:13
* May 22, 2021	KENTUCKY	L	5-7	9	39-13-0	19-10-0	Maldonado (L 1-2)	3262	3:29
May 26, 2021	vs Ole Miss	w	5-4	9	40-13-0	19-10-0	Murphy (W 2-1)	7200	3:19
May 27, 2021	vs Arkansas	L	4-6	9	40-14-0	19-10-0	Rocker (L 11-3)	8625	3:06
May 28, 2021	vs Ole Miss	L	1-4	9	40-15-0	19-10-0	Leiter (L 8-3)	5901	2:48
Jun 04, 2021	PRESBYTERIAN	w	10-0	9	41-15-0	19-10-0	Rocker (W 12-3)	3243	2:42
Jun 05, 2021	GEORGIA TECH	w	4-3	9	42-15-0	19-10-0	Leiter (W 9-3)	3294	3:00
Jun 06, 2021	vs Georgia Tech	w	14-11	(11)	43-15-0	19-10-0	Murphy (W 3-1)	3257	5:04
Jun 11, 2021	#12 EAST CAROLINA	w	2-0	9	44-15-0	19-10-0	Rocker (W 13-3)	3510	2:50
Jun 12, 2021	vs #12 East Carolina	w	4-1	9	45-15-0	19-10-0	Leiter (W 10-3)	3573	2:44
Jun 19, 2021	vs Arizona	w	7-6	(12)	46-15-0	19-10-0	McElvain (W 5-1)	23870	4:51
Jun 21, 2021	vs North Carolina State	L	0-1	9	46-16-0	19-10-0	Leiter (L 10-4)	23712	2:28
Jun 23, 2021	vs Stanford	w	6-5	9	47-16-0	19-10-0	Murphy (W 4-1)	22804	3:26
Jun 25, 2021	vs North Carolina State	w	3-1	9	48-16-0	19-10-0	Rocker (W 14-3)	20538	3:36
Jun 28, 2021	vs Mississippi State	w	8-2	9	49-16-0	19-10-0	Leiter (W 11-4)	24052	2:47
Jun 29, 2021	vs Mississippi State	L	2-13	9	49-17-0	19-10-0	Little (L 3-2)	24122	3:31
Jun 30, 2021	vs Mississippi State	L	0-9	9	49-18-0	19-10-0	Rocker (L 14-4)	24052	2:51

( ) extra inning game

# All-Time Coaching Records

Year	Head Coach	Overall				Conference			
		W	L	T	Pct.	W	L	T	Pct.
1904	T.W. Davis	19	6	0	.760	-	-	-	-
1909	E.J. Hamilton	7	12	1	.375	-	-	-	-
1910	E.J. Hamilton	12	6	0	.667	-	-	-	-
1911	Anderson Weakley	8	7	0	.533	-	-	-	-
1912	Herbert Sanborn	13	7	0	.650	-	-	-	-
1913	Herbert Sanborn	8	10	2	.450	-	-	-	-
1914	Dick Lyle	13	8	2	.609	-	-	-	-
1917	Bill Schwartz	1	0	1	.750	-	-	-	-
1918	Palmer	5	8	0	.385	-	-	-	-
1919	Ray Morrison	3	3	0	.500	-	-	-	-
1920	Byrd Douglas	11	11	0	.500	-	-	-	-
1921	Byrd Douglas	20	8	0	.714	-	-	-	-
1922	Wallace Wade	14	7	0	.667	-	-	-	-
1923	Wallace Wade	12	6	0	.667	-	-	-	-
1924	Bill Schwartz	5	9	0	.357	-	-	-	-
1925	Bill Schwartz	10	8	0	.556	-	-	-	-
1926	Bill Schwartz	13	13	0	.500	-	-	-	-
1927	Bill Schwartz	11	12	0	.478	-	-	-	-
1928	Bill Schwartz	7	6	0	.538	-	-	-	-
1929	Bill Schwartz	17	5	0	.773	-	-	-	-
1930	Bill Schwartz	9	7	0	.563	-	-	-	-
1931	Bill Schwartz	7	7	0	.500	-	-	-	-
1932	Bill Schwartz	16	4	0	.800	-	-	-	-
1934	Bill Schwartz	5	6	0	.455	-	-	-	-
1935	Bill Schwartz	10	2	0	.833	-	-	-	-
1936	Bill Schwartz	15	2	0	.882	-	-	-	-
1937	Bill Schwartz	11	4	0	.733	-	-	-	-
1938	Bill Schwartz	6	3	0	.667	-	-	-	-
1939	Bill Schwartz	11	5	0	.688	-	-	-	-
1940	Bill Schwartz	8	2	0	.800	-	-	-	-
1942	Jim Scoggins	10	8	1	.553	-	-	-	-
1947	Jim Scoggins	10	11	0	.476	2	5	0	.286
1948	Tommy Harrison	11	9	2	.523	7	8	1	.469
1949	Dave Scobey	8	11	1	.425	4	8	0	.333
1950	Dave Scobey	6	16	0	.273	4	13	0	.308
1951	Dave Scobey	0	18	1	.026	0	13	1	.036
1952	Bill Schwartz	4	16	0	.200	2	13	0	.133
1953	Woody Johnson	5	13	0	.278	3	11	0	.214
1954	Dave Scobey	11	9	1	.548	8	7	1	.531
1955	Dave Scobey	12	6	0	.667	10	4	0	.714
1956	Dave Scobey	6	15	0	.286	3	12	0	.200
1957	Dick Richardson	8	14	0	.364	3	13	0	.188
1958	Dick Richardson	4	9	0	.308	2	6	0	.250
1959	Dick Richardson	5	15	0	.250	2	13	0	.133
1960	Harley Boss	8	13	0	.381	5	8	0	.385
1961	Dick Richardson	7	15	0	.318	2	11	0	.154
1962	Jerry Elliot	2	18	2	.119	0	16	2	.056
1963	Harley Boss	6	15	0	.400	4	13	0	.235
1964	Harley Boss	7	14	0	.333	4	12	0	.250
1965	George Archie	5	14	0	.263	1	11	0	.083
1966	George Archie	2	16	0	.111	1	12	0	.077
1967	George Archie	11	12	0	.478	8	9	0	.471
-- Scholarship Era Begins --									
1968	Larry Schmittou	7	15	0	.318	2	13	0	.133
1969	Larry Schmittou	21	18	0	.538	3	10	0	.231
1970	Larry Schmittou	24	16	0	.600	5	10	0	.333
1971	Larry Schmittou	33	19	0	.635	10	7	0	.588
1972	Larry Schmittou	35	15	0	.700	13	5	0	.722
1973	Larry Schmittou*#	36	16	0	.692	13	5	0	.722
1974	Larry Schmittou*#	37	22	0	.627	11	4	0	.733
1975	Larry Schmittou	30	39	0	.435	7	9	0	.438
1976	Larry Schmittou	27	23	0	.540	12	12	0	.500
1977	Larry Schmittou	25	25	1	.500	13	12	0	.520
1978	Larry Schmittou	31	17	0	.646	10	13	0	.435
1979	Roy Mewbourne	21	25	0	.457	8	14	0	.364
1980	Roy Mewbourne*#	34	21	1	.616	13	9	0	.591
1981	Roy Mewbourne	26	25	1	.504	9	12	1	.432
1982	Roy Mewbourne	28	17	2	.617	11	12	1	.479
1983	Roy Mewbourne	22	23	1	.489	6	15	0	.286
1984	Roy Mewbourne	28	17	0	.622	9	11	0	.450
1985	Roy Mewbourne	35	16	0	.686	10	13	0	.435
1986	Roy Mewbourne	25	29	0	.463	9	18	0	.333
1987	Roy Mewbourne	27	25	0	.519	7	20	0	.259
1988	Roy Mewbourne	30	23	0	.566	11	16	0	.407
1989	Roy Mewbourne	31	21	2	.593	11	15	1	.426
1990	Roy Mewbourne	28	30	0	.482	12	13	0	.480
1991	Roy Mewbourne	29	27	0	.518	9	19	0	.321
1992	Roy Mewbourne	29	24	1	.546	11	12	0	.478
1993	Roy Mewbourne	32	23	1	.580	11	15	1	.426
1994	Roy Mewbourne	28	30	0	.483	10	20	0	.333
1995	Roy Mewbourne	26	30	0	.464	8	19	0	.296

Year	Head Coach	Overall				Conference			
		W	L	T	Pct.	W	L	T	Pct.
1996	Roy Mewbourne	29	25	0	.537	14	16	0	.467
1997	Roy Mewbourne	31	24	0	.564	14	16	0	.467
1998	Roy Mewbourne	25	28	0	.472	6	24	0	.200
1999	Roy Mewbourne	22	33	0	.400	8	22	0	.267
2000	Roy Mewbourne	21	33	0	.389	5	24	0	.172
2001	Roy Mewbourne	24	31	0	.436	9	21	0	.300
2002	Roy Mewbourne	24	27	0	.471	7	21	0	.250
2003	Tim Corbin	27	28	0	.491	14	16	0	.467
2004	Tim Corbin#	45	19	0	.703	16	14	0	.533
2005	Tim Corbin	34	21	0	.618	13	17	0	.433
2006	Tim Corbin#	38	27	0	.585	16	14	0	.533
2007	Tim Corbin@*#	54	13	0	.806	22	8	0	.733
2008	Tim Corbin#	41	22	0	.650	15	14	0	.517
2009	Tim Corbin#	37	27	0	.578	12	17	0	.414
2010	Tim Corbin#	46	20	0	.697	16	12	0	.571
2011	Tim Corbin\$#!	54	12	0	.818	22	8	0	.733
2012	Tim Corbin#	35	28	0	.556	16	14	0	.533
2013	Tim Corbin@#	54	12	0	.818	26^	3	0	.897
2014	Tim Corbin\$#!	51	21	0	.708	17	13	0	.567
2015	Tim Corbin#!	51	21	0	.708	20	10	0	.667
2016	Tim Corbin#	43	19	0	.694	18	12	0	.600
2017	Tim Corbin#	36	25	1	.534	15	13	1	.588
2018	Tim Corbin#	37	25	0	.565	16	14	0	.533
2019	Tim Corbin\$@*#!	59^	12	0	.831	23	7	0	.767
2020	Tim Corbin&	13	5	0	.722	--	--	--	--
2021	Tim Corbin#!	49	18	0	.731	19	10	0	.655

\$ National Champion  
 @ SEC Regular Season Champion  
 \* SEC Tournament Champion  
 # NCAA Tournament Team  
 ! College World Series Team  
 ^ SEC Record  
 & Season suspended due to COVID-19 pandemic

# All-Time Coaching Records


## Records By Victories

Coach	W	L	T	Years Coached
<b>Tim Corbin</b> .....	<b>802</b> .....	<b>377</b> .....	<b>1</b> .....	<b>2003-Present</b>
Roy Mewbourne .....	655 .....	608 .....	9 .....	1979-2002
Larry Schmittou .....	306 .....	252 .....	1 .....	1968-1978
Bill Schwartz .....	155 .....	112 .....	1 .....	1917, 1924-1940, 1952
Dave Scobey .....	43 .....	75 .....	0 .....	1949-1951, 1954-1956
Byrd Douglas .....	31 .....	19 .....	0 .....	1920-1921
Wallace Wade .....	26 .....	13 .....	0 .....	1922-1923
Dick Richardson .....	24 .....	63 .....	0 .....	1957-1959, 1961
Herbert Sanborn .....	21 .....	17 .....	2 .....	1912-1913
Harley Boss .....	21 .....	42 .....	0 .....	1960, 1963-1964
James A. Scoggins .....	20 .....	19 .....	1 .....	1942, 1947
T. W. Davis .....	19 .....	5 .....	0 .....	1904
E.J. Hamilton .....	19 .....	18 .....	1 .....	1909-1910
George Archie .....	18 .....	42 .....	0 .....	1965-1967
Dick Lyle .....	13 .....	8 .....	2 .....	1914
Tommy Harrison .....	11 .....	9 .....	2 .....	1942, 1947
Grantland Rice .....	11 .....	9 .....	2 .....	1908
Anderson Weakley .....	8 .....	7 .....	0 .....	1911
John Palmer .....	5 .....	8 .....	0 .....	1918
Woody Johnson .....	5 .....	13 .....	0 .....	1953
Ray Morrison .....	3 .....	3 .....	0 .....	1919

## Records By Win Percentage

Coach	Pct.	W	L	T	Years Coached
T. W. Davis .....	.792 .....	19 .....	5 .....	0 .....	1904
<b>Tim Corbin</b> .....	<b>.680</b> .....	<b>802</b> .....	<b>377</b> .....	<b>1</b> .....	<b>2003-Present</b>
Wallace Wade .....	.667 .....	26 .....	13 .....	0 .....	1922-1923
Byrd Douglas .....	.620 .....	31 .....	19 .....	0 .....	1920-1921
Bill Schwartz .....	.580 .....	155 .....	112 .....	1 .....	1917, 1924-1940, 1952
Tommy Harrison .....	.575 .....	11 .....	9 .....	2 .....	1948
Grantland Rice .....	.575 .....	11 .....	9 .....	2 .....	1908
Dick Lyle .....	.560 .....	13 .....	8 .....	2 .....	1914
Herbert Sanborn .....	.550 .....	21 .....	17 .....	2 .....	1912-1913
Larry Schmittou .....	.548 .....	306 .....	252 .....	1 .....	1968-1978
Anderson Weakley .....	.533 .....	8 .....	7 .....	0 .....	1911
Roy Mewbourne .....	.519 .....	655 .....	608 .....	9 .....	1979-2002
E.J. Hamilton .....	.513 .....	19 .....	18 .....	1 .....	1909-1910
James A. Scoggins .....	.512 .....	20 .....	19 .....	1 .....	1942, 1947
Ray Morrison .....	.500 .....	3 .....	3 .....	0 .....	1919
John Palmer .....	.384 .....	5 .....	8 .....	0 .....	1918
Dave Scobey .....	.364 .....	43 .....	75 .....	0 .....	1949-1951, 1954-1956
Harley Boss .....	.333 .....	21 .....	42 .....	0 .....	1960, 1963-1964
George Archie .....	.300 .....	18 .....	42 .....	0 .....	1965-1967
Woody Johnson .....	.277 .....	5 .....	13 .....	0 .....	1953
Dick Richardson .....	.276 .....	24 .....	63 .....	0 .....	1957-1959, 1961

### Tim Corbin 2003 - present 802-377-1 Overall Record



In 19 seasons at Vanderbilt, Tim Corbin has transformed the Commodores into one of the national powers of college baseball and taken the program to unprecedented success winning national titles in 2014 and 2019.

Corbin's overall record of 802-377-1 (.680) is first in terms of wins at Vanderbilt, and first in terms of win percentage for coaches with 100 games or more.

Under Corbin, Vanderbilt boasts the SEC's longest streak of consecutive NCAA Tournament appearances at 15. The Commodores have advanced to a Super Regional in six of the last eight seasons.

In 2019, Vanderbilt reached unprecedented success, setting an SEC record with 59 victories while capturing the SEC regular season and tournament titles en route to the national championship.

In 2015, Vanderbilt returned to the College World Series with team's fourth 50-win season in the last four making it back to the CWS finals before losing in three games to Virginia. The Commodores captured the SEC East with a 20-10 mark.

The 2014 Commodores topped Virginia in the College World Series finals in three games to claim the title in just the Commodores' second trip to Omaha. For the third time in four years Vandy hosted NCAA Regionals and Super Regionals, topping Oregon in the Regional final and Stanford in the Super Regionals.

Vanderbilt's 2013 team was one for the ages as the Commodores matched the school record with a 54-12 record and smashed the SEC record with a 26-3 mark to win the league title.

### Roy Mewbourne 1979-2002 655-608-9 Overall Record



A fixture around Vanderbilt baseball for nearly a quarter century, Roy Mewbourne retired following the 2002 campaign, ending his career as the Commodores' all-time winningest skipper and one of most successful coaches in collegiate baseball history.

The native of Birmingham, Alabama, compiled a 655-608-9 mark in 24 seasons at Vanderbilt, and finished his 30-year coaching tenure with a 922-683-9 overall record.


In his final season as Vanderbilt's head coach, Mewbourne achieved several personal milestones, most notably becoming the 35th coach in college baseball history to reach the 900-win plateau. He registered his 900th career win against West Virginia and his 650th victory at Vanderbilt against Mississippi State. The win over the Bulldogs also came in Mewbourne's 1,600th game as a collegiate head coach.

At the start of the season, the then-56-year-old skipper also saw his dream of a new stadium become a reality with the unveiling of Hawkins Field. A catalyst in the stadium's construction, Mewbourne played a vital role in fund-raising, planning and oversight for the \$5.8 million facility.

Mewbourne fielded some outstanding teams in his Vanderbilt tenure, highlighted by his 1980 squad that captured the SEC championship, which earned him SEC Coach of the Year honors.

He coached 19 All-Americans, 19 All-SEC honorees and 59 players who signed professional baseball contracts and 111 Commodores earned SEC Academic honors, including a school record 16 in 2002.

### Larry Schmittou 1968-78 306-252-1 Overall Record



Larry Schmittou arrived at Vanderbilt in 1968 and immediately changed the mindset of Commodore baseball in the Music City. After combining for 13 total wins the previous three seasons, he guided Vanderbilt to eight wins his first year, 12 in 1969 and 24 in 1970.

In 1971, Vanderbilt broke through with a 34-19 record and won the SEC Eastern Division with an 11-5 record. That would be the first of four consecutive division crowns for the Commodores. In 1973 and '74, the Commodores swept Alabama, 2-0, in a pair of best-of-three series for the overall SEC championship earning him SEC Coach of the Year honors. He coached 20 All-SEC, eight All-SEC East, eight All-South Region and seven Academic All-SEC. He had 21 players in Major League Baseball with 14 of those players taken in the draft.

Schmittou retired following the 1978 campaign after 11 years as the Vanderbilt head coach. He amassed a 306-252-1 overall record and a .98-.98 mark in Southeastern Conference play.

During the time Schmittou roamed the dugout at McGugin Field, Vanderbilt won more games than any other SEC school and was one of only two schools to win four divisional titles.

Upon his retirement as Vanderbilt's head coach, Schmittou acquired the rights to a Southern League expansion franchise team, the Nashville Sounds.

He was inducted into the Vanderbilt Hall of Fame in 2016.

# Individual Records

## BATTING

### Batting Average

Season .....	.459 .....	Hunter Bledsoe, 1999
Career .....	.425 .....	Hunter Bledsoe, 1997, 1999

### At Bats

Inning.....	3 .....	Joey Jackson vs. St. Joseph's, 3/5/1986
		Vance Schulte vs. St. Joseph's, 3/5/1986
Game.....	9 .....	Anthony Gomez vs. Louisville, 5/11/2010
Season .....	.290 .....	Rhett Wiseman, 2015
Career .....	.941 .....	Dominic de la Osa, 2005-08

### Hits

Inning.....	3 .....	Joey Jackson vs. St. Joseph's, 3/5/1986
		Vance Schulte vs. St. Joseph's, 3/5/1986
Game.....	6 .....	Ralph Greenbaum vs. Middle Tennessee, 4/15/1957
Season .....	.111 .....	Warner Jones, 2004
Career .....	.300 .....	Dominic de la Osa, 2005-08

### Runs Scored

Inning.....	3 .....	Joey Jackson vs. St. Joseph's, 3/5/1986
Game.....	5 .....	11 players, last time by
		Brian Harris vs. Georgia, 4/30/2010
Season .....	.87 .....	Austin Martin, 2019
Career .....	.208 .....	Nick Morrow, 1991-94

### Doubles

Game.....	.4 .....	Matt Kata vs. Alabama, 5/2/1998
Season .....	.27 .....	Warner Jones, 2004; Dansby Swanson, 2014
Career .....	.64 .....	Ethan Paul, 2016019

### Triples

Game.....	.2 .....	Nine times, Adams Carroll, 1970;
		Bill Winchester, 1970; Nick Ganick, 1976;
		Kent Yarbrough, 1983; Jeff Graham, 1984; Jeff Graham, 1985;
		Mark Kruchten, 1990; Nick Morrow, 1991; Tony Kemp (2x), 2012
Season .....	.8 .....	Ryan Klosterman, 2004; Tony Kemp, 2012; Jeren Kendall, 2016
Career .....	.21 .....	Tony Kemp 2011-13

### Home Runs

Game.....	3 .....	Five times, Connor Kaiser at Clemson, 6/3/2018
		Steve Chmil vs. UAB, 4/29/1981
		David Joiner vs. Samford, 3/25/1987
		Jeff Martin vs. Valparaiso, 3/13/1991
		Aaron Westlake vs. Oregon State, 6/11/2011
Season .....	.27 .....	JJ Bleday, 2019
Career .....	.49 .....	Scotti Madison, 1977-80; Pedro Alvarez, 2006-08

### Total Bases

Game.....	.14 .....	Connor Kaiser at Clemson, 6/3/2018
Season .....	.192 .....	JJ Bleday, 2019
Career .....	.515 .....	Dominic de la Osa, 2005-08

### Runs Batted In

Game.....	.10 .....	Connor Kaiser at Clemson, 6/3/2018
Season .....	.74 .....	Clinton Johnston, 1998; Warner Jones, 2004
Career .....	.188 .....	Dominic de la Osa, 2005-08

### Walks

Game.....	.5 .....	Five times, JJ Bleday vs. Middle Tennessee, 5/15/2018
		Paul Gagliano vs. Union, 3/15/1978
		Greg Smith vs. Alabama, 4/13/1986
		Hunter Bledsoe vs. UT-Martin, 2/13/1999
		Jason Esposito vs. Mississippi State, 5/16/2010
Season .....	.63 .....	Vee Hightower, 1993
Career .....	.146 .....	Steve Chandler, 1974-77

### Stolen Bases

Game.....	.5 .....	Jimmy Conn vs. Belmont, 4/19/1971
		Joey Cora vs. David Lipscomb, 4/23/1985
		Boomer Whipple vs. Western Kentucky, 5/12/1994
Season .....	.51 .....	Bob Schabes, 1989
Career .....	.96 .....	Charles DeFrance, 1980-82

### Strikeouts

Game.....	.5 .....	George Flower vs. Florida, 3/12/1983
Season .....	.73 .....	Mike Skaggs, 1989; Rhett Wiseman, 2015; Harrison Ray, 2019
Career .....	.231 .....	Julian Infante, 2016-19

### Consecutive Hits

9 .....	Tim Brecht, 1983
---------	------------------

### Consecutive Times On Base

15 .....	Jason Esposito, 2010 (8 hits, 7 walks)
----------	--

### Hitting Streak

38 games .....	Ryan Flaherty, 2007-08
----------------	------------------------

## PITCHING

### Wins

Season .....	.14 .....	Carson Fulmer, 2015 - Tyler Beede, 2013
Career .....	.32 .....	Patrick Raby, 2016-19

### Winning Percentage

Season .....	1.000 .....	Steve Burger (6-0), 1972
Career .....	.889 .....	Carson Fulmer (24-3), 2013-15

### Saves

Season .....	.17 .....	Tyler Brown, 2019
Career .....	.26 .....	Brian Miller, 2012-14

### Games Pitched

Season .....	.36 .....	Joe Barbao, 1993
Career .....	.116 .....	David Daniels, 1992-95

### Innings Pitched

Starter .....	13.0 .....	Scott Newell vs. Miss. St., 4/5/1992
Reliever.....	11.0 .....	Jeff Trenning vs. Cumberland, 4/24/1984
Season .....	133.1 .....	David Price, 2007
Career .....	340.0 .....	Jim Heins, 1986-89

### Earned Run Average

Season .....	1.07 .....	Jimmy Stephens, 1949
Career .....	1.68 .....	Jeff Peeples, 1970-73

### Strikeouts

Game.....	.23 .....	Doug Wessel vs. Tennessee-Chattanooga, 4/21/1970
Season .....	.194 .....	David Price, 2007
Career .....	.441 .....	David Price, 2005-07

## FIELDING

### Put Outs

Game.....	.22 .....	Chuck Boyett vs. Chattanooga, 4/21/1970
Season .....	.596 .....	Zander Wiel, 2015
Career .....	1543 .....	Sean Luellwitz, 1999-2002

### Assists

Game.....	.11 .....	Ryan Klosterman vs. ETSU, 2/18/2003
Season .....	.202 .....	Dansby Swanson, 2014
Career .....	.515 .....	Ethan Paul, 2016-19



# Team Records

## BATTING

### Batting Average

Season ..... 327 ..... 1985

### At Bats

Inning..... 15 ..... St. Joseph's, 3/5/1986  
Game..... 64 ..... Louisville, 5/11/2010  
Season ..... 2505 ..... 2015

### Hits

Inning..... 13 ..... St. Joseph's, 3/5/1986  
Game..... 30 ..... Alabama, 4/17/1988  
Season ..... 782 ..... 2007

### Runs Scored

Inning..... 17 ..... St. Joseph's, 3/5/1986  
Game..... 31 ..... St. Joseph's, 3/5/1986  
Season ..... 578 ..... 2019

### Doubles

Game..... 9 ..... Tennessee Tech, 4/29/1987  
Season ..... 164 ..... 2019

### Triples

Game..... 4 ..... 3x, last Radford, 5/31/15  
Season ..... 28 ..... 2015

### Home Runs

Game..... 9 ..... Clemson, 6/3/2018  
Season ..... 100 ..... 2019

### Total Bases

Game..... 51 ..... Alabama, 4/17/1988  
Season ..... 1272 ..... 2019

### Runs Batted In

Game..... 28 ..... St. Joseph's, 3/5/1986  
Season ..... 541 ..... 2019

### Walks

Game..... 19 ..... Middle Tennessee, 5/15/2018  
Season ..... 389 ..... 1989

### Stolen Bases

Game..... 12 ..... Columbia, 3/10/1989  
Season ..... 182 ..... 1989

### Strikeouts

Game..... 21 ..... Florida, 3/12/1983  
Season ..... 620 ..... 2021

## FIELDING

### Put Outs

Game..... 51 ..... Louisville, 5/11/2010  
Season ..... 1967 ..... 2015

### Assists

Game..... 22 ..... Louisville, 5/11/2010  
Season ..... 765 ..... 2014

### Most Errors

Game..... 14 ..... Tennessee, 5/15/1959  
Season ..... 154 ..... 1990

### Fewest Errors

Game..... 0 ..... Several Times  
Season ..... 41 ..... 2018 (62 games)

### Double Plays

Game..... 4 ..... Several Times, last Ole Miss, 4/11/2015

## PITCHING

### Innings Pitched

Game..... 17.0 ..... Louisville, 5/11/2010  
Season ..... 655.2 ..... 2015

### Earned Run Average

Season ..... 2.44 ..... 2011

### Saves

Season ..... 32 ..... 2019

### Strikeouts

Game..... 23 ..... Chattanooga, 4/21/1970  
Season ..... 790 ..... 2021

### Walks Allowed

Game..... 17 ..... Kentucky, 4/6/1951  
Season ..... 305 ..... 1982

### Hits Allowed

Game..... 25 ..... Auburn, 1965  
..... Florida, 1967  
Season ..... 604 ..... 1999

### Runs Allowed

Game..... 27 ..... Mississippi State, 4/7/1956  
Season ..... 427 ..... 1998

### Earned Runs Allowed

Game..... 21 ..... Mississippi State, 4/7/1956  
Season ..... 349 ..... 2001

## MISCELLANEOUS TEAM RECORDS

Most Games ..... 72 games in 2014, 2015  
Most Wins ..... 59 in 2019  
Highest Winning Percentage (10 or more games) ..... 882 in 1903, 1936  
Most Wins in Regular Season ..... 48 in 2013  
Most Consecutive Wins ..... 20 in 2007  
Most Consecutive Wins at Home ..... 15 in 2007  
Most Losses ..... 33 in 2000  
Most Consecutive Losses ..... 16 in 1951  
Most SEC Wins ..... 26 in 2013  
Most SEC Losses ..... 24 in 2000  
Highest SEC Winning Percentage ..... .897 in 2013  
Winning Margin ..... 28 vs. Sewanee in 1902  
Left On Base (Game) ..... 22 vs. Belmont, 4/5/1972  
Left On Base (Season) ..... 603 in 2019

# Single-Season Highs

## BATTING

### Batting Average

1.	Hunter Bledsoe (1999)	.459
2.	Clinton Johnston (1998)	.424
3.	Karl Nonemaker (1999)	.415
4.	Warner Jones (2004)	.414
5.	Greg Smith (1987)	.411
	George Flower (1985)	.411
7.	Greg Thomas (1991)	.401
8.	Scotti Madison (1980)	.399
9.	Karl Nonemaker (2000)	.393
10.	Austin Martin (2019)	.392

### At-Bats

1.	Rhett Wiseman (2015)	290
2.	Ethan Paul (2019)	286
	Bryan Reynolds (2015)	286
	Anthony Gomez (2011)	286
5.	Dansby Swanson (2014)	282
6.	Dansby Swanson (2015)	281
	Bryan Reynolds (2014)	281
	Philip Clarke (2019)	279
9.	Zander Wiel (2015)	275
	Andrew Giobbi (2010)	275

### Hits

1.	Warner Jones (2004)	111
2.	Austin Martin (2019)	105
	Pedro Alvarez (2007)	105
4.	Tony Kemp (2013)	104
	Ryan Flaherty (2007)	104
6.	Anthony Gomez (2011)	96
	David Macias (2008)	96
8.	JJ Bleday (2019)	95
	Bryan Reynolds (2014)	95
	Hunter Bledsoe (1999)	95

### Doubles

1.	Dansby Swanson (2014)	27
	Warner Jones (2004)	27
3.	Josh Adeeb (1997)	26
4.	Jason Esposito (2010)	25
5.	Dansby Swanson (2015)	24
	Bryan Reynolds (2014)	24
	Hunter Bledsoe (1999)	24
8.	Ethan Paul (2019)	23
	Dominic de la Osa (2007)	23
	Ryan Flaherty (2007)	23

### Triples

1.	Jeren Kendall (2016)	8
	Tony Kemp (2012)	8
	Ryan Klosterman (2004)	8
3.	Tony Kemp (2011)	7
4.	Jeren Kendall (2015)	6
	Dansby Swanson (2015)	6
	Tony Kemp (2013)	6
	Ryan Montgomery (1995)	6
	Joey Cora (1985)	6
	Rick Duncan (1975)	6
10.	Nick Morrow (1991)	5
	Jim Schiffman (1990)	5
	Joey Cora (1984)	5
	Ted Shipley (1974)	5
	Steve Estep (1971)	5
	Jeren Kendall (2017)	5
	Carter Young (2021)	5
	Isaiah Thomas (2021)	5

### Runs Scored

1.	Austin Martin (2019)	87
2.	JJ Bleday (2019)	82
3.	Dansby Swanson (2015)	76
	Pedro Alvarez (2007)	76
5.	Ryan Klosterman (2004)	72
6.	Boomer Whipple (1994)	71
7.	Rhett Wiseman (2015)	70
	Pedro Alvarez (2006)	70
9.	Vee Hightower (1993)	69
10.	Stephen Scott (2019)	68

### Home Runs

1.	JJ Bleday (2019)	27
2.	Pedro Alvarez (2006)	22
3.	Dominic de la Osa (2007)	20
4.	Josh Adeeb (1998)	19
	Clinton Johnston (1998)	19
	Nick Morrow (1994)	19
7.	Aaron Westlake (2011)	18
	Pedro Alvarez (2007)	18
	Glenn Davis (1997)	18
	Jason Farese (1997)	18

### Runs Batted In

1.	Warner Jones (2004)	74
	Clinton Johnston (1998)	74
3.	Ethan Paul (2019)	73
4.	JJ Bleday (2019)	72
5.	Greg Thomas (1991)	71
6.	Philip Clarke (2019)	70
	Cesar Nicolas (2004)	70
8.	Zander Wiel (2015)	68
	Pedro Alvarez (2007)	68
10.	Connor Harrell (2013)	67

### Walks

1.	Vee Hightower (1993)	63
2.	JJ Bleday (2019)	61
3.	Pedro Alvarez (2006)	57
4.	Bob Schabes (1989)	56
5.	Brian Harris (2010)	55
6.	Conrad Gregor (2013)	54
	Scotti Madison (1979)	54
8.	Will Toffey (2016)	51
9.	Bryan Reynolds (2016)	49
	Bill Hench (1980)	49
	Steve Chandler (1976)	49

## PITCHING

### Wins

1.	Kumar Rocker (2021)	14
	Carson Fulmer (2015)	14
	Tyler Beede (2013)	14
3.	Drake Fellows (2019)	13
	Grayson Garvin (2011)	13
5.	Kumar Rocker (2019)	12
	Walker Buehler (2014)	12
	Sonny Gray (2011)	12
	Casey Weathers (2007)	12
	Jeff Peeples (1973)	12
10.	Kevin Ziomek (2013)	11
	David Price (2007)	11

### Saves

1.	Tyler Brown (2019)	17
2.	Brian Miller (2013)	16
3.	Navery Moore (2011)	11
	Ryan Rote (2004)	11
5.	Ben Bowden (2016)	10
	Carson Fulmer (2014)	10
7.	Clinton Johnston (1996)	9
	Nick Maldonado (2021)	9
	Luke Murphy (2021)	9
10.	Russell Brewer (2008)	8
	Ryan Rote (2005)	8
	Jensen Lewis (2003)	8

### Innings Pitched

1.	David Price (2007)	133.1
2.	Carson Fulmer (2015)	127.2
3.	Sonny Gray (2011)	126.0
4.	Jeremy Sowers (2004)	122.2
5.	Kumar Rocker (2021)	122.0
6.	Kevin Ziomek (2013)	119.0
7.	Drake Fellows (2019)	116.2
8.	Jeremy Sowers (2003)	115.0
9.	Jeff Peeples (1973)	114.2
10.	Phil Haigler (1995)	114.0

### Earned Run Average

1.	Jimmy Stephens (1949)	1.07
2.	Jeff Peeples (1972)	1.30
3.	Jeff Peeples (1971)	1.56
4.	Jeff Peeples (1973)	1.64
5.	Carson Fulmer (2015)	1.83
6.	Carson Fulmer (2014)	1.98
7.	Mason Hickman (2019)	2.05
8.	Kevin Ziomek (2013)	2.12
9.	Jack Leiter (2021)	2.13
10.	Lewis Ray (1976)	2.19

### Strikeouts

1.	David Price (2007)	194
2.	Kumar Rocker (2021)	179
	Jack Leiter (2021)	179
4.	Carson Fulmer (2015)	167
5.	David Price (2006)	155
6.	Drake Fellows (2019)	133
7.	Sonny Gray (2011)	132
8.	Doug Wessel (1971)	131
9.	Mason Hickman (2019)	129
10.	Jeremy Sowers (2003)	123

# Career Highs

## BATTING

### Batting Average

1.	Hunter Bledsoe (1997, 1999) .....	.425
2.	Clinton Johnston (1996-98) .....	.369
	Karl Nonemaker (1999-2002) .....	.369
4.	Greg Smith (1985-88) .....	.358
5.	Anthony Gomez (2010-12) .....	.354
6.	Pedro Alvarez (2006-08) .....	.349
	Ryan Flaherty (2006-08) .....	.349
	Boomer Whipple (1992-95) .....	.349
9.	Mike Baxter (2004-05) .....	.345
10.	Greg Thomas (1991-93) .....	.343
	Josh Paul (1994-96) .....	.343

### At Bats

1.	Dominic de la Osa (2005-08) .....	941
2.	Ethan Paul (2016-19) .....	880
3.	Mike Yastrzemski (2010-13) .....	842
4.	Connor Harrell (2010-13) .....	841
5.	Alex Feinberg (2005-08) .....	824
6.	Boomer Whipple (1992-95) .....	809
7.	Jim Schifman (1987-90) .....	792
8.	Bryan Reynolds (2014-16) .....	791
	Andrew Giobbi (2007-10) .....	791
10.	David Macias (2005-08) .....	784

### Hits

1.	Dominic de la Osa (2005-08) .....	300
2.	Karl Nonemaker (1999-02) .....	283
3.	Boomer Whipple (1992-95) .....	282
4.	Anthony Gomez (2010-12) .....	267
5.	Jim Schifman (1987-90) .....	266
6.	Alex Feinberg (2005-08) .....	264
	Ryan Flaherty (2006-08) .....	264
8.	Aaron Westlake (2008-11) .....	263
9.	Bryan Reynolds (2014-16) .....	260
10.	David Macias (2005-08) .....	255

### Runs Scored

1.	Nick Morrow (1991-94) .....	208
2.	Dominic de la Osa (2005-08) .....	204
3.	Boomer Whipple (1992-95) .....	192
4.	Pedro Alvarez (2006-08) .....	191
5.	Aaron Westlake (2008-11) .....	181
6.	Tony Kemp (2011-13) .....	177
	Bart Nielson (1991-94) .....	177
8.	Mike Yastrzemski (2010-13) .....	176
9.	Bill Hardin (1973-76) .....	174
10.	David Macias (2005-08) .....	169

### Doubles

1.	Ethan Paul (2016-19) .....	64
2.	Dominic de la Osa (2005-08) .....	63
3.	Sean Luellwitz (1999-02) .....	61
4.	Jason Esposito (2009-11) .....	60
5.	Bryan Reynolds (2014-16) .....	58
6.	Andrew Giobbi (2007-10) .....	57
7.	Boomer Whipple (1992-95) .....	54
	Clinton Johnston (1996-98) .....	54
9.	Cam Hazen (1985-88) .....	53
10.	Dansby Swanson (2013-15) .....	52
	Ryan Flaherty (2006-08) .....	52

### Home Runs

1.	Pedro Alvarez (2006-08) .....	49
	Scotti Madison (1977-80) .....	49
3.	Clinton Johnston (1996-98) .....	47
4.	Dominic de la Osa (2005-08) .....	46
5.	Glenn Davis (1995-97) .....	43
6.	Aaron Westlake (2008-11) .....	42
	Cam Hazen (1985-88) .....	42
8.	Josh Adeeb (1996-98) .....	41
	Nick Morrow (1991-94) .....	40
10.	Greg Thomas (1991-93) .....	38

### Runs Batted In

1.	Dominic de la Osa (2005-08) .....	188
2.	Nick Morrow (1991-94) .....	181
3.	Clinton Johnston (1996-98) .....	179
4.	Aaron Westlake (2008-11) .....	178
5.	Ethan Paul (2016-19) .....	175
6.	Ryan Flaherty (2006-08) .....	169
7.	Connor Harrell (2010-13) .....	168
	Greg Thomas (1991-93) .....	168
9.	Curt Casali (2008-11) .....	167
10.	Jason Esposito (2009-11) .....	165
	Andrew Giobbi (2007-10) .....	165

### Stolen Bases

1.	Charles DeFrance (1980-82) .....	96
2.	Vee Hightower (1990-93) .....	91
3.	Joey Cora (1983-85) .....	84
4.	Bob Schabes (1986-89) .....	78
5.	Jim Schifman (1987-90) .....	73
6.	Tony Kemp (2011-13) .....	72
7.	Dominic de la Osa (2005-08) .....	68
8.	Jeren Kendall (2015-17) .....	67
9.	Jason Esposito (2009-11) .....	66
10.	Nick Morrow (1991-94) .....	65

## PITCHING

### Wins

1.	Patrick Raby (2016-19) .....	32
2.	Jeff Peeples (1970-73) .....	29
3.	Kumar Rocker (2019-21) .....	28
4.	Sonny Gray (2009-11) .....	27
5.	Jim Gibbs (1981-84) .....	25
6.	Carson Fulmer (2013-15) .....	24
	Mike Willis (1969-72) .....	24
8.	Tyler Beede (2012-14) .....	23
	Matt Buschmann (2003-06) .....	23
	Jeremy Sowers (2002-04) .....	23
	Kyle Balch (1985-88) .....	23
	Jack Nuismer (1976-79) .....	23

### Strikeouts

1.	David Price (2005-07) .....	441
2.	Mike Willis (1969-72) .....	350
3.	Jeremy Sowers (2002-04) .....	327
4.	Kumar Rocker (2019-21) .....	321
5.	Sonny Gray (2009-11) .....	317
6.	Carson Fulmer (2013-15) .....	313
7.	Drake Fellows (2017-19) .....	308
8.	Mike Minor (2007-09) .....	303
9.	Kyle Wright (2015-17) .....	290
10.	Patrick Raby (2016-19) .....	288

### Earned Run Average

1.	Jeff Peeples (1970-73) .....	1.68
2.	Carson Fulmer (2013-15) .....	1.99
3.	Jack Leiter (2020-21) .....	2.08
4.	Brian Miller (2012-14) .....	2.32
5.	Grayson Garvin (2009-11) .....	2.62
6.	Kyle Wright (2015-17) .....	2.78
7.	Walker Buehler (2013-15) .....	2.87
8.	Kumar Rocker (2019-21) .....	2.89
9.	John McLean (1970-73) .....	2.93
10.	Kevin Zgonc (1991-92) .....	2.96
	Jordan Sheffield (2015-16) .....	2.96

### Innings Pitched

1.	Jim Heins (1986-89) .....	340.0
2.	Jeremy Sowers (2002-04) .....	338.2
3.	David Price (2005-07) .....	313.0
4.	Ronnie McGill (1990-93) .....	310.2
5.	Patrick Raby (2016-19) .....	308.0
6.	Mike Willis (1970-72) .....	307.2
7.	Mike Minor (2007-09) .....	304.0
8.	Taylor Hill (2008-11) .....	294.0
9.	Sonny Gray (2009-11) .....	293.1
10.	Matt Buschmann (2003-06) .....	289.1

### Saves

1.	Brian Miller (2012-2014) .....	26
2.	Tyler Brown (2018-present) .....	20
3.	Ryan Rote (2004-05) .....	19
4.	Russell Brewer (2008-10) .....	18
5.	David Daniels (1992-95) .....	15
6.	Carson Fulmer (2013-15) .....	14
7.	Ben Bowden (2014-16) .....	12
	Russell Brewer (2008-10) .....	12
9.	Navery Moore (2009-11) .....	11
	Jensen Lewis (2003-05) .....	11
	Mark Bode (1970-73) .....	11

# Season-by-Season Leaders

## BATTING

### Batting Average

1970	Jeff Love.....	.374
1971	Jerry Reasonover.....	.357
1972	Steve Estep.....	.354
1973	Rick Duncan.....	.343
1974	Rick Duncan.....	.324
1975	Rick Duncan.....	.348
1976	Steve Chandler.....	.357
1977	Jerry Robertson.....	.361
1978	Bill Hench.....	.344
1979	Mike Pike.....	.390
1980	Scotti Madison.....	.399
1981	Tim Turner.....	.339
1982	Cam Stubbs.....	.381
1983	Darren Puskarich.....	.363
1984	Joey Cora.....	.361
1985	George Flower.....	.411
1986	Greg Smith.....	.356
1987	Greg Smith.....	.411
1988	Jim Schifman.....	.359
1989	Bob Schabes.....	.352
1990	Jim Schifman.....	.362
1991	Greg Thomas.....	.401
1992	Gabe Whatley.....	.328
	Nick Morrow.....	.328
1993	Boomer Whipple.....	.374
1994	Nick Morrow.....	.390
1995	Josh Paul.....	.388
1996	Glenn Davis.....	.358
1997	Hunter Bledsoe.....	.389
1998	Clinton Johnston.....	.424
1999	Hunter Bledsoe.....	**459
2000	Karl Nonemaker.....	.393
2001	Sean Luellwitz.....	.328
	Karl Nonemaker.....	.328
2002	Sean Luellwitz.....	.370
2003	John Kaye.....	.316
2004	Warner Jones.....	.414
2005	Mike Baxter.....	.374
2006	Ryan Flaherty.....	.339
2007	Pedro Alvarez.....	.386
2008	David Macias.....	.356
2009	Aaron Westlake.....	.377
2010	Anthony Gomez.....	.379
2011	Conrad Gregor.....	.353
2012	Anthony Gomez.....	.353
2013	Tony Kemp.....	.391
2014	Bryan Reynolds.....	.338
2013	Dansby Swanson.....	.335
2016	Jeren Kendall.....	.332
2017	Will Toffey.....	.354
2018	JJ Bleday.....	.368
2019	Austin Martin.....	.392
2020	Austin Martin.....	***377
2021	Dominic Keegan.....	.345

### At-Bats

1970	John McLean.....	144
1971	Steve Estep.....	203
1972	Steve Estep.....	198
1973	Ted Shipley.....	194
1974	Rick Duncan.....	210
1975	Rick Duncan.....	210
1976	Bill Anderson.....	184
1977	Kenny Sholl.....	172
1978	Bill Hench.....	183
1979	Mark Elliott.....	168
1980	Charles DeFrance.....	192
1981	Charles DeFrance.....	197
1982	Charles DeFrance.....	179
1983	Joey Cora.....	169
1984	Joey Cora.....	166

1985	Joey Cora.....	201
1986	David Joiner.....	201
1987	Greg Smith.....	202
1988	Bob Schabes.....	212
1989	Jim Schifman.....	207
1990	Jim Schifman.....	229
1991	Greg Thomas.....	227
1992	Greg Thomas.....	210
1993	Boomer Whipple.....	211
	Greg Thomas.....	211
1994	Craig Sands.....	222
	Bart Nielson.....	222
1995	Josh Paul.....	219
1996	Josh Paul.....	223
1997	Josh Adeb.....	221
1998	Matt Kata.....	227
1999	Matt Kata.....	227
2000	Karl Nonemaker.....	224
2001	Kevin Geshke.....	232
2002	Karl Nonemaker.....	212
2003	Warner Jones.....	227
2004	Warner Jones.....	268
2005	Warner Jones.....	238
2006	Brian Hernandez.....	255
2007	Ryan Flaherty.....	273
2008	David Macias.....	270
2009	Steven Liddle.....	250
2010	Andrew Giobbi.....	275
2011	Anthony Gomez.....	286
2012	Anthony Gomez.....	255
2013	Tony Kemp.....	266
2014	Dansby Swanson.....	282
2015	Rhett Wiseman.....	290
2016	Jeren Kendall.....	250
2017	Jeren Kendall.....	261
2018	Pat DeMarco.....	242
2019	Ethan Paul.....	286
2020	Cooper Davis.....	***69
2021	Parker Noland.....	246

### Hits

1970	John McLean.....	47
1971	Jerry Reasonover.....	70
1972	Steve Estep.....	70
1973	Ted Shipley.....	65
1974	Rick Duncan.....	68
1975	Rick Duncan.....	73
1976	Bill Anderson.....	60
1977	Jerry Robertson.....	57
1978	Bill Hench.....	63
1979	Mike Pike.....	60
1980	Scotti Madison.....	81
1981	Tim Turner.....	57
	Jerry Williams.....	57
1982	Charles DeFrance.....	60
1983	Darren Puskarich.....	61
1984	Joey Cora.....	60
1985	Joey Cora.....	81
1986	Bill Shiverick.....	67
	Greg Smith.....	67
1987	Greg Smith.....	83
1988	Jim Schifman.....	71
1989	Jim Schifman.....	65
1990	Jim Schifman.....	83
1991	Greg Thomas.....	91
1992	Greg Thomas.....	64
1993	Boomer Whipple.....	79
1994	Nick Morrow.....	80
1995	Josh Paul.....	85
1996	Glenn Davis.....	78
1997	Josh Adeb.....	81
1998	Clinton Johnston.....	84
1999	Hunter Bledsoe.....	95
2000	Karl Nonemaker.....	88

2001	Sean Luellwitz.....	65
2002	Sean Luellwitz.....	77
2003	Warner Jones.....	70
2004	Warner Jones.....	**111
2005	Mike Baxter.....	79
2006	Pedro Alvarez.....	79
2007	Pedro Alvarez.....	105
2008	David Macias.....	96
2009	Aaron Westlake.....	90
2010	Jason Esposito.....	94
2011	Anthony Gomez.....	96
2012	Anthony Gomez.....	90
2013	Tony Kemp.....	104
2014	Bryan Reynolds.....	95
2015	Dansby Swanson.....	94
2016	Jeren Kendall.....	83
2017	Jeren Kendall.....	80
2018	Austin Martin.....	75
2019	Austin Martin.....	105
2020	Cooper Davis.....	***24
2021	Enrique Bradfield Jr.....	82

### Runs Scored

1970	Steve Estep.....	30
1971	Jimmy Conn.....	43
1972	Bill Winchester.....	48
1973	Ted Shipley.....	44
1974	Ted Shipley.....	48
1975	Bill Hardin.....	49
1976	Bill Hardin.....	46
1977	Mike Wright.....	33
1978	Scotti Madison.....	42
1979	Bill Hench.....	35
	Mike Pike.....	35
1980	Hal Cohen.....	50
1981	Charles DeFrance.....	53
1982	Tim Turner.....	48
1983	Kent Yarbrough.....	41
1984	Joey Cora.....	49
1985	Joey Cora.....	57
1986	Joey Jackson.....	50
1987	Greg Smith.....	52
1988	Jim Schifman.....	52
1989	Bob Schabes.....	66
1990	Jim Schifman.....	61
1991	Greg Thomas.....	66
1992	Nick Morrow.....	49
1993	Vee Hightower.....	69
1994	Boomer Whipple.....	71
1995	Josh Paul.....	63
1996	Glenn Davis.....	55
1997	Josh Adeb.....	53
	Clinton Johnston.....	53
1998	Matt Kata.....	61
1999	Hunter Bledsoe.....	61
2000	Ulises Cabrera.....	51
2001	Ashley Freeman.....	40
2002	Tony Mansolino.....	47
2003	Ryan Klosterman.....	35
2004	Ryan Klosterman.....	72
2005	Mike Baxter.....	47
2006	Pedro Alvarez.....	70
2007	Pedro Alvarez.....	76
2008	Dominic de la Osa.....	65
2009	Brian Harris.....	65
2010	Aaron Westlake.....	66
2011	Anthony Gomez.....	61
2012	Tony Kemp.....	55
2013	Tony Kemp.....	64
2014	Dansby Swanson.....	63
2015	Dansby Swanson.....	76
2016	Jeren Kendall.....	63
2017	Jeren Kendall.....	59
2018	Pat DeMarco.....	48

2019	Austin Martin.....	**87
2020	Austin Martin.....	***15
2021	Enrique Bradfield Jr.....	60

### Doubles

1970	Jeff Love.....	7
	John McLean.....	7
1971	Jerry Reasonover.....	12
1972	John McLean.....	11
1973	Rick Duncan.....	11
1974	Rick Duncan.....	14
1975	Rick Duncan.....	14
1976	Bill Anderson.....	15
1977	Mike Wright.....	9
1978	Scotti Madison.....	12
1979	Mark Elliott.....	14
1980	Mike Pike.....	15
1981	Charles DeFrance.....	16
1982	Cam Stubbs.....	16
1983	Darren Puskarich.....	15
1984	Joey Cora.....	12
1985	Benton Patton.....	21
1986	Cam Hazen.....	15
	David Joiner.....	15
1987	Greg Smith.....	16
1988	Jamie Abby.....	16
	Bob Schabes.....	16
1989	Mike Skaggs.....	21
1990	Jim Schifman.....	12
	Brad Shoemaker.....	12
1991	Greg Thomas.....	18
1992	Jeff Martin.....	18
	Nick Morrow.....	18
1993	Alan Purdy.....	19
1994	Craig Sands.....	18
1995	Josh Paul.....	16
1996	Glenn Davis.....	15
	Josh Paul.....	15
1997	Josh Adeb.....	26
1998	Matt Kata.....	19
1999	Hunter Bledsoe.....	24
2000	Ashley Freeman.....	22
2001	Sean Luellwitz.....	15
2002	Sean Luellwitz.....	16
2003	Ryan Klosterman.....	15
2004	Warner Jones.....	**27
2005	Mike Baxter.....	16
2006	Brian Hernandez.....	21
2007	Ryan Flaherty.....	23
	Dominic de la Osa.....	23
2008	Andrew Giobbi.....	22
2009	Steven Liddle.....	22
2010	Jason Esposito.....	25
2011	Jason Esposito.....	22
2012	Conrad Gregor.....	20
2013	Mike Yastrzemski.....	19
2014	Dansby Swanson.....	**27
2015	Dansby Swanson.....	24
2016	Jeren Kendall.....	16
	Bryan Reynolds.....	16
2017	Jason Delay.....	18
2018	Philip Clarke.....	16
2019	Ethan Paul.....	23
2020	Austin Martin.....	***6
2021	Dominic Keegan.....	17

### Triples

1970	Bill Winchester.....	2
	Adams Carroll.....	2
1971	Steve Estep.....	5
1972	John McLean.....	2
	Tommy Powell.....	2
	Chuck Boyett.....	2
1973	Greg Collins.....	3



## Season-by-Season Leaders

1974	Ted Shipley .....	5	1979	Scotti Madison .....	15	1987	Greg Smith .....	52	2004	Tony Mansolino .....	24
1975	Rick Duncan .....	6	1980	Scotti Madison .....	15	1988	Greg Smith .....	56	2004	Cesar Nicolas .....	40
1976	Jerry Robertson .....	3	1981	Jerry Williams .....	8	1989	Jim Schiffman .....	52	2005	Mike Baxter .....	30
1977	Steve Chandler .....	4	1982	David Skinner .....	7	1990	Brad Shoemaker .....	39	2006	Pedro Alvarez .....	57
1978	Jerry Williams .....	3	1983	George Flower .....	6	1991	Greg Thomas .....	71	2007	Pedro Alvarez .....	40
	Wayne Gregory .....	3	1984	Donald Lawson .....	13	1992	Greg Thomas .....	54	2008	Ryan Flaherty .....	39
1979	Mike Pike .....	1	1985	Jeff Graham .....	17	1993	Boomer Whipple .....	57	2009	Brian Harris .....	39
	Mark Elliott .....	1	1986	Brad Harvie .....	13	1994	Nick Morrow .....	64	2010	Brian Harris .....	55
	Greg Wells .....	1	1987	Brad Harvie .....	14	1995	Josh Paul .....	50	2011	Aaron Westlake .....	47
1980	Four Players .....	2		Cam Hazen .....	14	1996	Glenn Davis .....	61	2012	Conrad Gregor .....	41
1981	Five Players .....	2	1988	Jamie Abbgly .....	11	1997	Glenn Davis .....	64	2013	Conrad Gregor .....	54
1982	Four Players .....	1		Cam Hazen .....	11	1998	Clinton Johnston .....	**74	2014	Vince Conde .....	41
1983	Kent Yarbrough .....	3	1989	Bart King .....	9	1999	Hunter Bledsoe .....	51	2015	Dansby Swanson .....	43
1984	Joey Cora .....	5	1990	Jim Schiffman .....	9	2000	Karl Nonemaker .....	56	2016	Will Toffey .....	51
1985	Joey Cora .....	6		Mike Skaggs .....	9	2001	Ashley Freeman .....	40	2017	Will Toffey .....	48
1986	Brad Harvie .....	3	1991	Greg Thomas .....	16	2002	Sean Luellwitz .....	51	2018	Austin Martin .....	35
1987	Four Players .....	1	1992	Jeff Martin .....	14	2003	Cesar Nicolas .....	33	2019	JJ Bleday .....	61
1988	Jim Schiffman .....	3	1993	Gabe Whatley .....	12	2004	Warner Jones .....	**74	2020	Justyn-Henry Malloy .....	**11
1989	Jamie Abbgly .....	4	1994	Nick Morrow .....	19	2005	Mike Baxter .....	48	2021	Enrique Bradfield Jr. ....	45
1990	Jim Schiffman .....	5	1995	Josh Paul .....	11	2006	Pedro Alvarez .....	64			
1991	Nick Morrow .....	5	1996	Glenn Davis .....	17	2007	Pedro Alvarez .....	68			
1992	Gabe Whatley .....	4	1997	Glenn Davis .....	18	2008	Ryan Flaherty .....	63			
1993	Nick Morrow .....	4		Jason Farese .....	18	2009	Curt Casali .....	59			
1994	Nick Morrow .....	4	1998	Josh Adeeb .....	19	2010	Jason Esposito .....	64			
	Boomer Whipple .....	4		Clinton Johnston .....	19	2011	Jason Esposito .....	59			
	Bart Nielson .....	4	1999	Hunter Bledsoe .....	10	2012	Anthony Gomez .....	57			
1995	Ryan Montgomery .....	6	2000	Adam Blue .....	9	2013	Connor Harrell .....	67			
1996	Josh Paul .....	3	2001	John Kaye .....	6	2014	Bryan Reynolds .....	54			
1997	Glenn Davis .....	2		Sean Luellwitz .....	6	2015	Zander Wiel .....	68			
	Matt Kata .....	2		Ashley Freeman .....	6	2016	Jeren Kendall .....	59			
1998	Four players .....	1	2002	Sean Luellwitz .....	12	2017	Julian Infante .....	66			
1999	Matt Kata .....	2	2003	Cesar Nicolas .....	7	2018	Connor Kaiser .....	46			
	Scott Vanderhoff .....	2	2004	Cesar Nicolas .....	15	2019	Ethan Paul .....	73			
2000	Five Players .....	1	2005	Mike Baxter .....	9	2020	Harrison Ray .....	***13			
2001	Chris Broadus .....	2	2006	Pedro Alvarez .....	22		Isaiah Thomas .....	**13			
	Sean Luellwitz .....	2	2007	Dominic de la Osa .....	20	2021	Dominic Keegan .....	57			
2002	John Kaye .....	3	2008	Ryan Flaherty .....	14						
2003	Warner Jones .....	2	2009	Curt Casali .....	10						
2004	Ryan Klosterman .....	*8		Aaron Westlake .....	10						
2005	Mike Baxter .....	3		Steven Liddle .....	10						
2006	Dominic de la Osa .....	2	2010	Aaron Westlake .....	14						
	Brad French .....	2	2011	Aaron Westlake .....	18						
	Brian Hernandez .....	2	2012	Connor Harrell .....	7						
	David Macias .....	2	2013	Connor Harrell .....	12						
2007	Matt Meingasner .....	4	2014	Zander Wiel .....	5						
2008	Dominic de la Osa .....	4	2015	Zander Wiel .....	15						
2009	Steven Liddle .....	2		Rhett Wiseman .....	15						
2010	Bryan Johns .....	2		Dansby Swanson .....	15						
2011	Tony Kemp .....	7	2016	Bryan Reynolds .....	13						
2012	Tony Kemp .....	*8	2017	Jeren Kendall .....	15						
2013	Tony Kemp .....	6	2018	Stephen Scott .....	15						
2014	Rhett Wiseman .....	4	2019	JJ Bleday .....	**27						
2015	Jeren Kendall .....	6	2020	Isaiah Thomas .....	**4						
	Dansby Swanson .....	6	2021	Carter Young .....	16						
2016	Jeren Kendall .....	*8									
2017	Jeren Kendall .....	5									
2018	Alonzo Jones .....	3									
	Harrison Ray .....	3									
2019	Austin Martin .....	4									
	Philip Clarke .....	4									
2020	Cooper Davis .....	***2									
2021	Isaiah Thomas .....	5									
	Carter Young .....	5									
<b>Home Runs</b>											
1970	Bill Winchester .....	6	1970	Bill Winchester .....	33	1986	Brad Harvie .....	38	1996	Boomer Whipple .....	36
1971	John McLean .....	10	1971	Steve Estep .....	35	1987	Brad Harvie .....	38	1997	Clinton Johnston .....	44
1972	Bill Winchester .....	9	1972	Bill Winchester .....	55	1988	Mike Skaggs .....	32	1998	Clinton Johnston .....	42
1973	Greg Collins .....	9	1973	Rick Duncan .....	51	1989	Bob Schabes .....	56	1999	Hunter Bledsoe .....	40
1974	Ted Shipley .....	10	1974	Rick Duncan .....	45	1990	Mike Skaggs .....	31	2000	Ashley Freeman .....	32
1975	Rick Duncan .....	6	1975	Rick Duncan .....	51	1991	Vee Hightower .....	40	2001	John Kaye .....	31
1976	Bill Hardin .....	7	1976	Bill Hardin .....	23	1992	Nick Morrow .....	40	2002	Tony Mansolino .....	24
1977	Mike Wright .....	7	1977	Bill Hardin .....	26	1993	Vee Hightower .....	**63	2003	Cesar Nicolas .....	24
1978	Scotti Madison .....	15		Steve Chandler .....	26	1994	Nick Morrow .....	45	2004	Ryan Flaherty .....	63
				Mike Wright .....	26	1995	Boomer Whipple .....	45	2005	Mike Baxter .....	30
				Scotti Madison .....	38	1996	Clinton Johnston .....	36	2006	Pedro Alvarez .....	57
				Mike Pike .....	43	1997	Clinton Johnston .....	44	2007	Pedro Alvarez .....	40
				Scotti Madison .....	56	1998	Clinton Johnston .....	42	2008	Ryan Flaherty .....	39
				Jerry Williams .....	51	1999	Hunter Bledsoe .....	40	2009	Brian Harris .....	39
				Tim Turner .....	38	2000	Ashley Freeman .....	32	2010	Brian Harris .....	55
				Darren Puskarich .....	35	2001	John Kaye .....	31	2011	Aaron Westlake .....	47
				Donald Lawson .....	36	2002	Tony Mansolino .....	24	2012	Conrad Gregor .....	41
				Benton Patton .....	59	2003	Cesar Nicolas .....	24	2013	Conrad Gregor .....	54
				Bill Shiverick .....	53	2004	Ryan Klosterman .....	24	2014	Vince Conde .....	41
						2005			2015	Dansby Swanson .....	43
						2006			2016	Will Toffey .....	51
						2007			2017	Will Toffey .....	48
						2008			2018	Austin Martin .....	35
						2009			2019	JJ Bleday .....	61
						2010			2020	Justyn-Henry Malloy .....	**11
						2011			2021	Enrique Bradfield Jr. ....	45

## Season-by-Season Leaders

2012	Sam Selman.....9	1973	Jeff Peeples.....114.2	1994	Matt McDonough.....3.72	2013	Kevin Ziomek.....115
2013	Tyler Beede.....**14	1974	Rick Rhodes.....93.2	1995	David Daniels.....3.07	2014	Tyler Beede.....116
2014	Walker Buehler.....12	1975	Mike Coyne.....81.1	1996	Clinton Johnston.....2.41	2015	Carson Fulmer.....167
2015	Carson Fulmer.....**14	1976	Bob Latimer.....82.0	1997	Damon Yee.....2.33	2016	Jordan Sheffield.....113
2016	Kyle Wright.....8	1977	Rickey Kittrell.....91.2	1998	Clinton Johnston.....2.66	2017	Kyle Wright.....121
	Jordan Sheffield.....8	1978	Rickey Kittrell.....85.2	1999	Mike Byrd.....3.59	2018	Drake Fellows.....107
2017	Patrick Raby.....10	1979	Jack Nuismer.....100.0	2000	Andy Beal.....4.59	2019	Drake Fellows.....133
2018	Mason Hickman.....8	1980	David Nenad.....104.0	2001	Robert Ransom.....5.94	2020	Kumar Rocker.....***28
2019	Drake Fellows.....13	1981	David Nenad.....86.0	2002	Jeremy Sowers.....4.37	2021	Jack Leiter.....179
2020	Ethan Smith.....***3	1982	Brian Farley.....80.0	2003	Jeremy Sowers.....2.50		Kumar Rocker.....179
2021	Kumar Rocker.....14	1983	Jim Gibbs.....69.1	2004	Ryan Mullins.....2.58		
<b>Saves</b>		1984	Tom Wasilewski.....66.2	2005	Jensen Lewis.....2.62		*NCAA record
1970	Mark Bode.....3	1985	Mark Ambrose.....87.1	2006	Ty Davis.....3.91		**Team record
1971	Mark Bode.....3	1986	Jim Heins.....87.1	2007	David Price.....2.63		***Season suspended due to COVID-19
1972	Ed White.....3	1987	Archie Smith.....78.0	2008	Mike Minor.....4.28		
1973	Mark Bode.....3	1988	Kyle Balch.....98.0	2009	Russell Brewer.....2.96		
1974	Wayne Palmore.....4	1989	Jim Heins.....102.0	2010	Chase Reid.....3.46		
1975	Mike Coyne.....2	1990	JoJo Smith.....97.2	2011	Sonny Gray.....2.43		
	Rick Rhodes.....2	1991	Ronnie McGill.....88.1	2012	Drew VerHagen.....3.50		
1976	Bob Latimer.....4	1992	Scott Newell.....107.1	2013	Kevin Ziomek.....2.12		
1977	Scott Sanderson.....3	1993	Ronnie McGill.....100.2	2014	Carson Fulmer.....1.98		
1978	Ted Govedarica.....6	1994	Joe Barbao.....110.0	2015	Carson Fulmer.....1.83		
1979	Mike McCarthy.....1	1995	Phillip Haigler.....114.0	2016	Jordan Sheffield.....3.01		
	Bill Sahagian.....1	1996	Phillip Haigler.....106.2	2017	Zach King.....2.56		
1980	John Yanello.....4	1997	Bert Snow.....93.2	2018	Patrick Raby.....3.57		
1981	Gary Burns.....2	1998	Bert Snow.....90.1	2019	Mason Hickman.....2.05		
1982	Tom Wasilewski.....3	1999	Mike Byrd.....107.2	2020	Mason Hickman.....**0.48		
1983	Jeff Trenning.....3	2000	Damon Yee.....105.1	2021	Jack Leiter.....2.13		
1984	Jeff Trenning.....3	2001	Steven Faulkner.....99.0	<b>Strikeouts</b>			
1985	Mark Ambrose.....2	2002	Jeremy Sowers.....101.0	1970	Doug Wessel.....97		
	Abbie Woyce.....2	2003	Jeremy Sowers.....115.0		Mike Willis.....97		
1986	Scott Graf.....2	2004	Jeremy Sowers.....122.2	1971	Doug Wessel.....131		
1987	Archie Smith.....4	2005	Jensen Lewis.....92.2	1972	Mike Willis.....71		
1988	Mike McLochlin.....2	2006	David Price.....110.1	1973	Jeff Peeples.....113		
1989	Bryant Freer.....3	2007	David Price.....**133.1	1974	Rick Rhodes.....73		
1990	JoJo Smith.....6	2008	Mike Minor.....103.0	1975	Lewis Key.....50		
1991	Joe Morrow.....3	2009	Mike Minor.....110.2		Rick Rhodes.....50		
1992	Tom Pendley.....4	2010	Sonny Gray.....108.2	1976	Scott Sanderson.....65		
1993	David Daniels.....6	2011	Sonny Gray.....126.0	1977	Scott Sanderson.....87		
1994	David Daniels.....3	2012	Kevin Ziomek.....79.1	1978	Rickey Kittrell.....63		
1995	David Daniels.....3	2013	Kevin Ziomek.....119.0	1979	Jack Nuismer.....78		
1996	Clinton Johnston.....9	2014	Tyler Beede.....113.1	1980	John Yanello.....59		
1997	Matt Kata.....6	2015	Carson Fulmer.....127.2	1981	Jim Gibbs.....57		
1998	Four players.....1	2016	Jordan Sheffield.....101.2	1982	Brian Farley.....63		
1999	Matt Kata.....2	2017	Patrick Raby.....105.1	1983	Abbie Woyce.....51		
2000	Andy Beal.....3	2018	Drake Fellows.....96.1	1984	Jeff Edwards.....65		
2001	Robert Ransom.....2	2019	Drake Fellows.....116.2	1985	Mark Ambrose.....100		
2002	Dean Bennett.....6	2020	Jake Eder.....***20.0	1986	Kyle Balch.....68		
2003	Jensen Lewis.....8	2021	Kumar Rocker.....122.0	1987	Archie Smith.....89		
2004	Ryan Rote.....11	<b>Earned Run Average</b>		1988	Kyle Balch.....85		
2005	Ryan Rote.....8	1970	Mike Willis.....2.39	1989	Mike McLochlin.....63		
2006	Nick Christiani.....3	1971	Jeff Peeples.....1.56	1990	JoJo Smith.....75		
	Casey Weathers.....3	1972	Jeff Peeples.....**1.30	1991	Steve Sadecki.....93		
2007	Casey Weathers.....7	1973	Jeff Peeples.....1.64	1992	Scott Newell.....61		
2008	Russell Brewer.....8	1974	Rick Rhodes.....3.06	1993	Ronnie McGill.....51		
2009	Sonny Gray.....5	1975	Lewis Key.....3.12	1994	Joe Barbao.....55		
2010	Russell Brewer.....6	1976	Lewis Key.....2.19	1995	Phillip Haigler.....71		
2011	Navery Moore.....11	1977	Rickey Kittrell.....2.95	1996	Phillip Haigler.....62		
2012	Will Clinard.....5	1978	Rickey Kittrell.....2.95	1997	Bert Snow.....97		
	Brian Miller.....5	1979	Jack Nuismer.....3.78	1998	Bert Snow.....83		
2013	Brian Miller.....16	1980	Gary Burns.....3.63	1999	Mike Byrd.....101		
2014	Carson Fulmer.....10	1981	David Nenad.....4.40	2000	Damon Yee.....106		
2015	Philip Pfeifer.....5	1982	Abbie Woyce.....3.37	2001	Steven Faulkner.....75		
2016	Ben Bowden.....10	1983	Abbie Woyce.....4.04	2002	Jeremy Sowers.....85		
2017	Reed Hayes.....7	1984	Jim Gibbs.....3.96	2003	Jeremy Sowers.....123		
2018	Chandler Day.....4	1985	Kyle Balch.....3.19	2004	Jeremy Sowers.....119		
2019	Tyler Brown.....**17	1986	John Parke.....4.61	2005	Jensen Lewis.....95		
2020	Sam Hliboki.....***2	1987	Archie Smith.....4.38	2006	David Price.....155		
2021	Nick Maldonado.....9	1988	Kyle Balch.....3.58	2007	David Price.....**194		
	Luke Murphy.....9	1989	Steve Sadecki.....4.75	2008	Mike Minor.....101		
		1990	JoJo Smith.....2.67	2009	Mike Minor.....114		
<b>Innings Pitched</b>		1991	Ronnie McGill.....4.69	2010	Sonny Gray.....113		
1970	Mike Willis.....79.1	1992	Ronnie McGill.....4.54	2011	Sonny Gray.....132		
1971	Doug Wessel.....86.0	1993	Joe Barbao.....3.98	2012	Sam Selman.....80		
1972	Jeff Peeples.....76.0						

## Season-by-Season Team Statistics

### Season-by-Season Team Batting Statistics

Year	G	AB	R	H	2B	3B	HR	RBI	AVG.	BB	SO	SB-SBA	PO	A	E	FLD%
1969	39	-	178	291	-	-	-	134	-	-	-	-	-	-	-	-
1970	40	1238	227	342	50	11	27	181	.276	151	217	49	-	-	-	-
1971	53	1726	278	459	59	15	36	226	.266	224	315	85	-	-	-	-
1972	50	1727	325	486	67	8	31	274	.281	234	267	68	-	-	-	-
1973	52	1649	319	461	69	13	40	264	.280	235	341	101	-	-	-	-
1974	60	1714	293	428	63	15	36	247	.250	265	257	154	-	-	-	-
1975	60	1712	308	423	54	15	23	250	.247	309	302	74	-	-	-	-
1976	50	1546	260	415	75	13	32	200	.268	232	231	90	-	-	-	-
1977	51	1503	234	411	68	8	22	180	.273	173	214	90	-	-	104	-
1978	48	1491	296	423	78	12	40	253	.284	203	<u>207</u>	65	-	-	91	-
1979	46	1372	271	369	73	5	40	238	.269	235	227	49-76	1043	449	78	.950
1980	56	1790	388	546	95	11	33	349	.305	314	219	87-115	1353	586	77	.962
1981	52	1615	331	464	110	11	55	307	.287	217	274	108-140	1196	547	91	.950
1982	46	1474	332	463	92	4	38	294	.314	218	251	101-122	1087	444	79	.951
1983	46	1463	260	414	85	10	26	232	.283	210	219	61-80	1108	505	90	.947
1984	45	1408	314	422	95	10	49	268	.300	218	240	57-82	1055	463	84	.948
1985	51	1708	403	558	104	18	86	367	<u>.327</u>	195	303	81-109	1218	515	72	.960
1986	54	1775	352	531	110	10	67	320	.299	210	370	48-78	1298	560	126	.936
1987	52	1700	399	522	107	4	76	346	.307	222	352	57-81	1222	527	117	.937
1988	53	1773	369	532	113	12	46	314	.300	203	338	66-86	1323	561	120	.940
1989	54	1797	404	522	115	10	41	355	.290	322	346	<u>182-220</u>	1373	587	95	.954
1990	58	1948	351	555	101	18	53	319	.285	234	383	79-112	1448	629	154	.931
1991	57	1906	428	565	101	16	70	385	.296	281	386	85-108	1415	544	92	.955
1992	54	1755	355	501	108	16	65	313	.285	284	399	68-99	1364	604	102	.951
1993	56	1895	382	582	127	6	63	333	.307	261	328	115-156	1421	617	93	.956
1994	58	1967	446	587	112	19	57	405	.298	264	410	104-144	1503	681	107	.953
1995	56	1950	362	540	119	16	40	329	.277	273	412	86-125	1495	619	101	.954
1996	54	1860	372	544	108	10	82	346	.292	240	485	68-94	1415	608	101	.951
1997	55	1952	449	616	122	6	85	400	.316	248	437	58-82	1432	577	111	.948
1998	53	1856	414	561	120	6	71	381	.302	239	417	62-92	1367	592	128	.939
1999	55	1963	349	603	134	8	43	311	.307	219	356	83-107	1453	624	117	.947
2000	54	1885	345	559	126	5	40	315	.297	209	368	51-72	1408	554	83	.959
2001	55	1885	305	508	113	7	33	274	.269	247	411	50-73	1460	569	62	.970
2002	51	1780	302	507	116	6	41	280	.285	161	382	41-57	1349	546	68	.965
2003	55	1872	216	483	92	5	25	197	.258	158	328	47-75	1497	602	60	.972
2004	64	2243	398	681	119	26	53	363	.304	189	375	93-112	1723	599	52	.978
2005	55	1914	298	557	86	8	38	271	.291	168	291	95-120	1487	548	68	.968
2006	65	2291	424	705	131	13	57	388	.308	239	369	49-79	1738	634	74	.970
2007	67	2417	491	<u>782</u>	158	16	66	443	.324	244	405	75-103	1820	696	69	.973
2008	63	2256	448	697	135	21	62	400	.309	253	414	80-109	1707	594	70	.970
2009	64	2173	449	665	134	8	56	397	.306	259	389	89-123	1668	576	65	.972
2010	66	2329	481	719	160	7	63	437	.310	301	393	80-105	1814	716	66	.975
2011	66	2269	459	714	130	14	51	413	.315	258	361	80-111	1749	658	66	.973
2012	63	2076	349	556	115	19	27	315	.268	249	426	92-120	1675	613	82	.965
2013	66	2238	459	700	126	17	41	418	.313	295	394	139-175	1788	644	58	.977
2014	<u>72</u>	2359	403	655	145	14	22	351	.278	269	463	120-166	1919	<u>765</u>	69	.975
2015	<u>72</u>	<u>2505</u>	476	726	152	<u>28</u>	69	433	.290	302	610	106-138	<u>1967</u>	731	58	.979
2016	62	2076	416	568	115	26	43	375	.274	268	530	88-125	1654	600	59	.974
2017	62	2141	409	599	114	17	51	379	.280	287	475	54-80	1676	639	58	.976
2018	62	2078	386	559	106	13	67	339	.269	296	565	101-122	1622	548	<u>41</u>	<u>.981</u>
2019	71	2477	<u>578</u>	770	<u>164</u>	19	<u>100</u>	<u>541</u>	.311	<u>389</u>	603	80-100	1901	598	50	.980
2020#	18	596	104	165	37	2	9	99	.277	74	129	27-30	485	129	17	.973
2021	67	2291	454	653	130	21	92	433	.285	301	620	92-104	1794	510	65	.973

# Season suspended due to COVID-19  
Team Best Marks Underlined

## Season-by-Season Team Statistics

### Season-by-Season Team Pitching Statistics

Year	G	W-L	PCT.	ERA	SV	CG	SHO	IP	H	R-ER	BB	SO	HR	BK	HB	WP
1970	40	24-16	.600	3.24	6	-	4	324.2	262	157-117	194	359	-	-	-	25
1971	53	33-19	.635	3.38	11	-	-	447.1	359	199-151	240	440	-	-	-	3
1972	50	35-17	.700	3.51	10	23	-	438.2	424	228-171	224	415	-	-	-	-
1973	52	36-16	.692	3.21	8	<u>29</u>	-	420.2	364	<u>184-150</u>	210	360	-	-	-	-
1974	60	37-22	.617	4.26	7	26	-	465.1	482	269-220	247	252	-	-	-	-
1975	60	30-29	.500	4.30	5	28	-	456.2	456	299-218	278	280	-	-	-	-
1976	50	27-23	.540	4.14	7	25	-	404.0	425	270-186	247	277	-	-	-	-
1977	51	25-25	.490	3.71	3	-	-	390.2	396	238-161	186	368	-	-	<u>7</u>	24
1978	48	31-17	.646	5.01	9	-	-	382.1	443	272-213	180	251	-	-	16	23
1979	46	21-25	.457	5.67	2	23	2*	349.0	396	285-219	246	223	32	1	9	25
1980	56	34-21	.618	4.49	9	14	8*	451.0	447	261-225	300	262	29	2	22	<u>21</u>
1981	52	26-25	.510	5.85	6	13	1	398.2	461	332-259	292	243	49	2	14	33
1982	46	28-17	.622	4.77	6	13	4*	362.1	363	259-192	305	258	30	2	14	<u>21</u>
1983	46	22-23	.489	5.14	8	8	2*	369.1	401	279-211	245	303	35	1	13	33
1984	45	28-17	.622	5.35	7	11	1*	351.2	388	270-209	242	309	44	4	16	37
1985	51	35-16	.686	4.66	6	15	7*	406.0	408	262-210	234	386	44	4	25	26
1986	54	25-29	.463	5.35	6	15	3*	432.2	525	352-257	232	310	42	4	22	50
1987	52	27-25	.519	5.74	7	10	1	408.0	478	338-260	219	358	45	5	17	29
1988	53	30-23	.566	4.45	4	12	2	441.0	449	295-218	259	372	45	3	18	37
1989	54	31-21	.596	5.33	9	10	0	459.1	476	324-271	258	283	57	<u>0</u>	27	49
1990	58	28-30	.483	5.26	10	11	1	484.1	565	401-282	269	337	42	5	40	53
1991	57	29-27	.518	5.65	9	7	0	473.1	530	359-296	260	350	56	4	23	55
1992	54	29-24	.547	6.04	10	5	0	456.1	553	373-305	240	284	56	4	44	45
1993	56	32-23	.582	6.00	11	2	0	473.2	545	375-316	279	261	60	4	38	44
1994	58	28-30	.483	5.57	4	10	5	501.0	556	375-310	265	325	52	5	35	50
1995	56	26-30	.465	4.52	8	5	0	498.1	530	354-250	209	360	39	4	33	44
1996	54	29-25	.537	5.59	12	4	2	471.2	573	365-293	179	329	65	6	38	32
1997	55	31-24	.564	6.00	7	2	1	477.1	566	410-318	250	408	78	2	37	58
1998	53	25-28	.472	6.40	4	2	3	455.2	576	427-324	224	408	88	6	60	42
1999	55	22-33	.400	5.85	4	3	0	484.1	604	396-315	231	437	74	4	37	49
2000	54	21-33	.389	5.94	7	7	0	469.1	529	390-310	270	382	50	5	67	62
2001	55	24-31	.436	6.45	6	3	1*	486.2	595	395-349	231	324	67	4	59	32
2002	51	24-27	.471	5.98	12	5	1	449.2	529	348-299	228	312	45	12	53	52
2003	55	27-28	.491	3.46	15	1	3	499.0	475	237-192	<u>168</u>	432	32	12	36	24
2004	64	45-19	.703	3.34	17	6	10*	574.1	532	253-213	195	518	39	5	55	28
2005	55	34-21	.618	3.38	16	3	5*	495.2	429	223-186	189	514	26	3	55	36
2006	65	38-27	.585	4.18	11	7	4	579.1	556	308-269	229	574	45	11	71	42
2007	67	54-13	.806	3.55	13	7	4	606.2	535	266-239	180	633	38	5	65	33
2008	63	41-22	.651	4.68	15	3	2*	569.0	577	338-296	231	587	55	9	65	44
2009	64	37-27	.578	4.66	17	6	6*	556.0	586	326-288	207	604	68	8	48	44
2010	66	46-20	.697	3.69	14	3	6	604.2	592	298-248	224	557	48	3	49	26
2011	66	54-12	.818	<u>2.44</u>	18	3	7*	583.0	466	187-158	199	567	29	7	60	32
2012	63	35-28	.556	4.05	13	2	5	558.1	534	293-251	253	452	32	11	78	41
2013	66	54-12	.818	2.76	24	3	3*	596.0	469	217-183	258	520	20	4	64	50
2014	<u>72</u>	51-21	.708	2.90	21	3	8*	639.2	486	252-206	245	636	<u>16</u>	6	61	63
2015	<u>72</u>	51-21	.708	2.84	13	4	14*	<u>655.2</u>	508	247-207	295	703	31	9	52	54
2016	62	43-19	.694	3.25	19	2	9*	551.1	473	249-199	211	593	26	2	52	52
2017	62	36-25	.590	3.71	12	3	5	558.2	464	271-230	227	544	47	3	59	56
2018	62	35-27	.564	4.23	13	1	4	540.2	486	280-254	239	567	45	6	53	60
2019	71	<u>59-12</u>	<u>.830</u>	3.72	<u>32</u>	3	6*	633.2	537	291-262	268	765	33	8	68	64
2020#	18	13-5	.722	1.84	5	0	4*	161.2	99	42-33	66	218	3	0	15	17
2021	67	49-18	.731	3.46	24	3	8*	598.0	416	267-230	248	<u>790</u>	76	6	64	53

# Season suspended due to COVID-19

\* Combined Shutout

Team Best Marks Underlined



## Season-by-Season Results

### 1886 (1-1)

Sewanee.....W.....	10-2
Sewanee.....L.....	3-11

### 1887 (1-0)

Sewanee.....W.....	21-2
--------------------	------

### 1888 (2-0)

Tennessee.....W.....	9-6
Tennessee.....W.....	9-1

### 1889 (1-1)

Sewanee.....L.....	7-8
Sewanee.....W.....	8-1

### 1890

#### No Records Available

### 1891 (0-3)

Cumberland.....L.....	9-10
Cumberland.....L.....	3-10
Cumberland.....L.....	5-7

### 1892 (5-4)

Tennessee.....W.....	17-9
Tennessee.....L.....	6-9
Cumberland.....L.....	6-11
Cumberland.....W.....	11-0
Cumberland.....W.....	5-2
Cumberland.....L.....	5-9
Cumberland.....W.....	4-2
Washington and Lee.....L.....	0-11

### 1893 (5-3-2)

Sewanee.....L.....	0-1
Sewanee.....W.....	3-1
Sewanee.....L.....	8-12
Cumberland.....W.....	4-0
Cumberland.....T.....	6-6
Nashville.....W.....	5-1
Alabama.....L.....	1-2
Alabama.....T.....	2-2
Alabama.....W.....	10-5
Alabama.....W.....	4-1

### 1894 (4-4)

Sewanee.....L.....	1-7
Tennessee.....L.....	3-4
Tennessee.....W.....	6-5
Cumberland.....W.....	23-4
Cumberland.....W.....	14-7
Alabama.....W.....	12-1
Alabama.....L.....	9-10
Alabama.....L.....	3-21

### 1895 (3-0)

Sewanee.....W.....	12-8
Sewanee.....W.....	6-5
Cumberland.....W.....	8-7

### 1896 (7-2-1)

Sewanee.....W.....	4-3
Sewanee.....W.....	8-4
Sewanee.....W.....	5-4
Sewanee.....W.....	8-5
Sewanee.....L.....	5-13
Tennessee.....W.....	4-3
Tennessee.....W.....	13-4
Tennessee.....L.....	7-9

Cumberland.....T.....	12-12
Cumberland.....W.....	16-6

### 1897 (8-4)

Sewanee.....L.....	2-4
Sewanee.....L.....	2-9
Sewanee.....W.....	14-4
Sewanee.....L.....	2-3
Sewanee.....W.....	16-12
Tennessee.....W.....	10-4
Tennessee.....W.....	15-7
Cumberland.....W.....	17-2
Cumberland.....W.....	12-5
Georgia.....W.....	1-0
Georgia.....L.....	4-12
Georgia.....W.....	3-1

### 1898 (8-2-1)

Sewanee.....T.....	5-5
Sewanee.....W.....	4-1
Sewanee.....W.....	10-5
Nashville.....W.....	6-3
Georgia.....W.....	13-1
Georgia.....W.....	3-0
Georgia.....W.....	4-0
Pennsylvania.....L.....	0-10
Pennsylvania.....L.....	3-7
Cincinnati.....W.....	15-5
Cincinnati.....W.....	8-0

### 1899 (5-4)

Tennessee.....W.....	20-0
Tennessee.....W.....	7-6
Cumberland.....W.....	15-8
Nashville.....W.....	17-5
Nashville.....W.....	14-3
Georgia.....L.....	0-3
Georgia.....L.....	6-7
Georgia.....L.....	9-10
Cornell.....L.....	11-12

### 1900 (8-7)

Sewanee.....W.....	8-7
Sewanee.....W.....	5-2
Sewanee.....L.....	2-11
Sewanee.....W.....	8-7
Tennessee.....L.....	2-5
Tennessee.....L.....	4-10
Tennessee.....W.....	10-1
Cumberland.....W.....	13-2
Chicago.....L.....	3-18
Chicago.....L.....	7-22
Chicago.....L.....	8-11
Mississippi.....W.....	6-5
Southwestern Presbyterian.....W.....	20-8
Texas.....L.....	2-3
Texas.....W.....	14-4

### 1901 (9-3)

Sewanee.....W.....	8-2
Sewanee.....W.....	15-7
Sewanee.....W.....	7-6
Cumberland.....W.....	25-0
Alabama.....L.....	10-11
Alabama.....W.....	11-3
Alabama.....W.....	11-7
Mercer.....L.....	4-6

Georgia Tech.....W.....	6-5
Georgia Tech.....L.....	2-7
Central.....W.....	5-2
Central.....W.....	10-0

### 1902 (11-6-1)

Sewanee.....W.....	31-3
Sewanee.....L.....	4-8
Sewanee.....W.....	21-1
Sewanee.....L.....	3-8
Sewanee.....L.....	4-8
Tennessee.....W.....	12-5
Tennessee.....W.....	11-10
Tennessee.....W.....	9-8
Tennessee.....W.....	13-2
Tennessee.....L.....	2-7
Nashville.....W.....	12-4
Nashville.....W.....	30-2
Southwestern Presbyterian.....L.....	8-9
Southwestern Presbyterian.....L.....	2-5
Southwestern Presbyterian.....W.....	17-0
Central.....T.....	10-10
Central.....W.....	14-0
Central.....W.....	5-2

### 1903 (15-2)

Sewanee.....W.....	9-1
Sewanee.....L.....	7-10
Sewanee.....W.....	18-5
Sewanee.....W.....	14-2
Cumberland.....W.....	18-9
Cumberland.....W.....	10-2
Georgia.....W.....	12-11
Southwestern Presbyterian.....W.....	15-6
Southwestern Presbyterian.....W.....	17-0
Texas.....W.....	17-8
Texas.....L.....	2-6
Texas.....W.....	8-5
Georgia Tech.....W.....	7-2
Georgia Tech.....W.....	4-2
Central.....W.....	8-3
Central.....W.....	8-5
Central.....W.....	17-7

### 1904 (19-6)

Sewanee.....W.....	1-0
Sewanee.....W.....	6-2
Sewanee.....W.....	4-0
Sewanee.....W.....	16-2
Cumberland.....W.....	6-0
Cumberland.....L.....	3-4
Nashville.....W.....	5-1
Nashville.....W.....	5-4
Nashville.....L.....	3-7
Alabama.....L.....	4-7
Alabama.....W.....	12-4
Alabama.....W.....	8-3
Southwestern Presbyterian.....W.....	5-2
Southwestern Presbyterian.....W.....	1-0
Southwestern Presbyterian.....W.....	14-5
Georgia Tech.....W.....	3-1
Georgia Tech.....L.....	1-3
Georgia Tech.....W.....	5-2
Central.....W.....	6-1
Central.....L.....	1-3
Central.....W.....	9-0
Southwestern Presbyterian.....W.....	9-6
Southwestern Presbyterian.....L.....	1-3
Southwestern Presbyterian.....W.....	2-1

Washington.....W.....	14-3
-----------------------	------

### 1905 (22-5)

Sewanee.....L.....	2-5
Sewanee.....L.....	2-4
Sewanee.....W.....	7-2
Sewanee.....W.....	4-3
Sewanee.....W.....	6-0
Tennessee.....W.....	5-4
Tennessee.....W.....	7-6
Nashville.....W.....	15-13
Nashville.....W.....	12-2
Nashville.....W.....	18-5
Alabama.....W.....	7-1
Alabama.....W.....	6-2
Alabama.....W.....	6-3
Cincinnati.....W.....	4-0
Cincinnati.....W.....	13-4
Cornell.....L.....	6-10
Cornell.....L.....	0-3
Texas.....L.....	2-3
Texas.....W.....	6-2
Central.....W.....	7-0
Central.....W.....	8-4
Central.....W.....	3-1
Kentucky State.....W.....	7-2
Kentucky State.....W.....	8-6
Kentucky State.....W.....	8-4
Indiana.....W.....	7-2
Indiana.....W.....	4-0

### 1906 (11-10)

Sewanee.....W.....	8-7
Sewanee.....W.....	4-0
Sewanee.....L.....	1-2
Sewanee.....L.....	2-7
Tennessee.....L.....	5-6
Tennessee.....W.....	7-1
Tennessee.....W.....	6-2
Nashville.....W.....	8-6
Nashville.....W.....	10-2
Alabama.....W.....	8-0
Alabama.....W.....	10-4
Alabama.....W.....	9-3
Cornell.....L.....	4-5
Cornell.....L.....	2-3
Cornell.....L.....	1-8
Georgia Tech.....L.....	1-5
Georgia Tech.....L.....	1-2
Georgia Tech.....L.....	4-5
Michigan.....W.....	3-1
Michigan.....L.....	2-4
Michigan.....W.....	6-5

### 1907 (15-5)

Sewanee.....W.....	3-1
Sewanee.....W.....	6-4
Sewanee.....W.....	3-1
Sewanee.....W.....	6-4
Sewanee.....W.....	4-2
Cumberland.....W.....	14-2
Cumberland.....W.....	6-4
Cumberland.....W.....	4-2
Alabama.....L.....	1-4
Alabama.....L.....	4-7
Southwestern Presbyterian.....W.....	4-2
Southwestern Presbyterian.....L.....	4-5
Southwestern Presbyterian.....W.....	10-1
Texas.....W.....	11-0

## Season-by-Season Results

Texas.....L.....	3-5
Texas.....W.....	5-3
Georgia Tech.....W.....	6-0
Georgia Tech.....W.....	6-5
Georgia Tech.....L.....	2-3
Howard.....W.....	7-2

### 1908 (11-9-2)

Sewanee.....L.....	7-17
Sewanee.....W.....	5-4
Sewanee.....W.....	5-4
Sewanee.....W.....	4-2
Tennessee.....W.....	5-3
Tennessee.....L.....	2-5
Defiance.....W.....	10-0
Indiana.....W.....	6-0
Indiana.....W.....	9-1
Indiana.....W.....	15-6
Nashville.....L.....	6-7
Michigan.....L.....	6-9
Michigan.....L.....	0-7
Auburn.....W.....	9-6
Auburn.....L.....	4-8
Georgia.....L.....	3-5
Georgia.....L.....	4-16
Georgia Tech.....L.....	3-13
Georgia Tech.....L.....	6-10
Kentucky.....W.....	9-6
Kentucky.....W.....	9-7
Tennessee.....L.....	2-3
Tennessee.....W.....	6-5
Mississippi A&M.....W.....	3-2
Mississippi A&M.....L.....	4-5
Middle Tennessee.....W.....	6-4
Middle Tennessee.....W.....	2-1
Alabama.....L.....	0-12
Alabama.....L.....	3-4
Western Kentucky.....W.....	6-3

### 1927 (11-12)

#### Coach: Bill Schwartz

Lions of Nashville.....W.....	9-7
Georgia.....W.....	8-2
Georgia.....L.....	1-9
Florida.....L.....	3-5
Georgia Tech.....W.....	7-3
Georgia Tech.....L.....	3-10
Auburn.....L.....	0-4
Auburn.....L.....	4-6
Auburn.....W.....	2-1
Tennessee.....W.....	9-5
Tennessee.....W.....	13-3
Mississippi A&M.....W.....	5-4
Mississippi A&M.....L.....	1-2
Boston College.....L.....	2-20
Harvard.....L.....	4-7
Holy Cross.....L.....	2-6
Princeton.....L.....	7-11
Yale.....L.....	0-2
Manhattan.....W.....	4-2
Brown.....W.....	4-1
Providence.....W.....	6-5
Amherst.....W.....	9-7
Dartmouth.....L.....	6-7

### 1928 (7-6)

#### Coach: Bill Schwartz

Michigan.....L.....	1-10
Michigan.....W.....	4-3
Notre Dame.....L.....	2-4
Cumberland.....W.....	9-0

Mufreesboro Teachers...W.....	1-5
Kentucky.....W.....	6-4
Georgia Tech.....L.....	3-8
Georgia Tech.....L.....	8-10
Tennessee.....W.....	9-1
Tennessee.....W.....	17-4
Middle Tennessee Teachers..L.....	10-11
Tennessee Tech.....L.....	2-3
Tennessee Tech.....W.....	5-3

### 1929 (17-5)

#### Coach: Bill Schwartz

Michigan State.....W.....	7-2
Michigan State.....W.....	12-1
Michigan.....W.....	
Wisconsin.....W.....	
Wisconsin.....L.....	3-8
Georgia Tech.....W.....	
Kentucky.....	
Kentucky.....	
Alabama.....L.....	1-3
Alabama.....T.....	3-3
Auburn.....W.....	8-6
Auburn.....L.....	6-7
Georgia Tech.....W.....	3-0
Georgia Tech.....W.....	6-1
Virginia.....	
Tennessee.....W.....	5-1
Tennessee.....W.....	8-1

### 1930 (9-7)

#### Coach: Bill Schwartz

Michigan State.....W.....	5-4
Wisconsin.....L.....	5-6
Wisconsin.....L.....	6-9
Michigan.....L.....	7-8
Kentucky.....L.....	
Kentucky.....W.....	13-5
Alabama.....L.....	2-8
Alabama.....L.....	2-8
Georgia Tech.....L.....	5-10
Georgia Tech.....W.....	6-1
Tennessee.....W.....	14-2
Auburn.....W.....	
Auburn.....W.....	
Tennessee Tech.....W.....	11-10
Middle Tennessee Teachers..W.....	1-0

### 1931 (7-7)

#### Coach: Bill Schwartz

Michigan.....L.....	2-3
Michigan.....W.....	5-2
Wisconsin.....L.....	4-6
MICHIGAN.....L.....	4-5
Ole Miss.....W.....	6-3
Ole Miss.....W.....	10-3
KENTUCKY.....W.....	8-7
KENTUCKY.....L.....	1-2
Kentucky.....W.....	6-5
Kentucky.....L.....	7-14
Auburn.....L.....	1-19
Auburn.....L.....	1-3
Tennessee Tech.....W.....	12-4
Tennessee Tech.....W.....	5-2

### 1932 (16-4)

#### Coach: Bill Schwartz

Michigan State.....W.....	2-1
Michigan State.....L.....	2-4
Tennessee Tech.....W.....	16-3
Maryville.....W.....	12-9

Bethel.....L.....	2-3
Bethel.....W.....	16-6
Birmingham Southern...W.....	14-1
W. Ky. Teach.....W.....	6-5
W. Ky. Teach.....W.....	7-6
Ole Miss.....W.....	9-7
Ole Miss.....W.....	2-1
Maryville.....W.....	18-5
Maryville.....W.....	9-5
W. Ky. Teach.....L.....	6-7
W. Ky. Teach.....W.....	5-2
Miss A&M.....L.....	1-3
Miss A&M.....W.....	6-3
Tennessee Tech.....W.....	4-0
Tennessee Tech.....W.....	5-4
Cumberland.....W.....	12-8

### 1933 (9-1)

#### Coach: Unavailable

Western Tennessee Teachers..W.....	4-0
Bethel.....W.....	13-3
Bethel.....L.....	4-5
Cumberland.....W.....	5-3
W. Tenn. Teach.....W.....	6-5
W. Tenn. Teach.....W.....	3-2
Bethel.....W.....	8-7
Bethel.....W.....	5-3
Lambuth.....W.....	15-2
Tennessee Tech.....W.....	5-4

### 1934 (5-6)

#### Coach: Bill Schwartz

Georgia Tech.....L.....	7-9
Georgia Tech.....L.....	3-5
Cumberland.....L.....	1-3
Western TN Teachers.....W.....	11-3
Western TN Teachers.....W.....	7-4
Cumberland.....W.....	9-7
Lambuth.....W.....	3-1
Western TN Teachers.....L.....	7-9
Western TN Teachers.....L.....	4-8
Georgia Tech.....L.....	2-3
Georgia Tech.....W.....	6-5

### 1935 (10-2)

#### Coach: Bill Schwartz

Results Not Available

### 1936 (15-2)

#### Coach: Bill Schwartz

Burke Comp.....W.....	2-1
Cumberland.....W.....	7-4
Illinois Wesleyan.....L.....	4-7
Cincinnati.....W.....	7-6
Lipscomb.....W.....	8-2
W. Ky. Teach.....L.....	1-8
W. Tenn. Teach.....W.....	11-3
W. Tenn. Teach.....W.....	15-10
Lambuth.....W.....	9-0
Lambuth.....W.....	11-3
Memphis.....W.....	13-5
Memphis.....W.....	11-5
Lambuth.....W.....	10-0
Lambuth.....W.....	26-9
Tennessee Tech.....W.....	15-14

### 1937 (11-4)

#### Coach: Bill Schwartz

Ill. State Normal.....L.....	5-6
Nashville Vols.....L.....	4-15
Lambuth.....W.....	8-7

Lambuth.....W.....	7-2
Cumberland.....W.....	11-5
Tennessee Tech.....W.....	9-7
Cumberland.....W.....	16-6
Western Kentucky.....L.....	7-8
Western Kentucky.....W.....	6-2
Florida.....L.....	4-5
Florida.....W.....	4-2
Lambuth.....W.....	26-1
Lambuth.....W.....	15-10
Western Kentucky.....W.....	3-2
Tennessee Tech.....W.....	7-2

### 1938 (6-3)

#### Coach: Bill Schwartz

Austin Peay.....W.....	12-2
Georgia Tech.....L.....	2-7
Georgia Tech.....L.....	0-4
Mufreesboro Teach.....W.....	9-4
Tennessee Tech.....W.....	15-3
Georgia Tech.....W.....	8-3
Western Kentucky.....W.....	13-9
Murfreesboro Teach.....L.....	6-7
Tennessee Tech.....W.....	12-8

### 1939 (11-5)

#### Coach: Bill Schwartz

Illinois Wesleyan.....W.....	10-5
US Navy Base.....W.....	12-8
Troy State Teachers.....W.....	4-2
Nashville Vols.....L.....	1-15
Lambuth.....W.....	8-7
Lambuth.....W.....	7-2
Cumberland.....W.....	16-6
Tennessee Tech.....W.....	9-7
Cumberland.....W.....	16-6
W. Ky. Teach.....L.....	7-8
W. Ky. Teach.....W.....	6-2
Florida.....W.....	5-4
Florida.....W.....	4-2
Lambuth.....W.....	26-1
Lambuth.....W.....	15-10
Western Kentucky.....W.....	13-9
Mufreesboro Teachers....L.....	6-7
Tennessee Tech.....W.....	12-8

### 1940 (8-2)

#### Coach: Bill Schwartz

Georgia Tech.....L.....	0-6
Georgia Tech.....L.....	5-7
Bethel.....W.....	14-2
Kentucky.....W.....	
Kentucky.....W.....	
Kentucky.....W.....	
Georgia Tech.....W.....	
Georgia Tech.....W.....	
Unavailable.....W.....	
Unavailable.....W.....	

## Season-by-Season Results

### 1941 (8-10)

#### Coach: Unavailable

Western Kentucky .....	L	12-16
Michigan State .....	W	11-10
Illinois Wesleyan .....	L	2-8
Georgia Tech .....	L	7-8
Georgia Tech .....	L	4-11
Bradley Tech .....	W	13-12
Kentucky .....	W	9-3
Kentucky .....	L	10-13
Middle Tennessee .....	W	9-2
Georgia Tech .....	L	5-7
Georgia Tech .....	W	7-4
Tennessee Tech .....	L	14-15
Western Kentucky .....	W	7-4
Tennessee Tech .....	W	7-6
Kentucky .....	L	2-5
Kentucky .....	L	8-6
Middle Tennessee .....	L	6-13

### 1942 (10-8-1)

#### Coach: James A. Scoggins

Ill. Wesleyan .....	L	6-12
DePauw .....	W	15-5
Kentucky .....	L	6-9
Kentucky .....	W	2-1
Georgia Tech .....	L	1-7
Georgia Tech .....	L	3-5
Murfreesboro Teachers...L		3-5
Georgia Tech .....	L	4-7
Georgia Tech .....	W	10-5
Tennessee .....	W	13-9
Tennessee .....	T	5-5
T.P.I. ....	L	4-7
Kentucky .....	W	20-8
Kentucky .....	W	5-4
Murfreesboro Teachers...W		8-4
Tennessee .....	W	5-1
Tennessee .....	L	4-11
Lipscomb .....	W	15-2
Nash. Terminals .....	W	7-6

### 1943 (14-8)

#### Coach: Unavailable

Georgia Tech .....		
Georgia Tech .....		
Georgia Tech .....		
Kentucky .....		
Kentucky .....		
Kentucky .....		
LSU(Away) .....	L	1-3
LSU(Away) .....	W	2-0
KENTUCKY .....	W	9-3
KENTUCKY .....	W	8-4
MISSISSIPPI .....	L	1-10
MISSISSIPPI .....	L	1-15
MISSISSIPPI .....	L	3-15
Alabama .....	L	3-1
Alabama .....	L	3-1
MIDDLE TENNESSEE .....	L	6-4

### 1944

#### Did Not Compete

### 1945

#### Did Not Compete

### 1946

#### Did Not Compete

### 1947 (10-11, 2-5)

#### Coach: James A. Scoggins

Bradley .....	L	6-15
---------------	---	------

Western Kentucky .....	W	3-2
Purdue .....	L	3-10
Tennessee .....	L	8-10
Tennessee .....	W	6-2
Western Illinois .....	W	4-0
Eagles (Nashville) .....	W	8-5
Tennessee Tech .....	W	16-2
Kentucky .....	L	3-5
Middle Tennessee .....	L	3-6
Georgia Tech .....	W	10-8
Georgia Tech .....	L	5-6
Tennessee .....	L	6-9
Tennessee .....	W	7-0
Tennessee Tech .....	W	7-4
Kentucky .....	L	0-8
Kentucky .....	L	5-0
Western Kentucky .....	L	2-4
Georgia Tech .....	L	5-8
Georgia Tech .....	W	10-5

### 1948 (11-9-2, 7-8-1)

#### Coach: Tommy Harrison

NORTHERN ILLINOIS .....	W	4-2
NORTHERN ILLINOIS .....	W	5-4
Georgia Tech .....	L	6-8
Georgia Tech .....	L	6-8
PURDUE .....	T	5-5
TENNESSEE .....	T	4-4
TENNESSEE .....	W	6-2
Kentucky .....	W	5-1
Kentucky .....	W	12-6
GEORGIA .....	L	4-8
GEORGIA .....	W	8-6
MONSANTO .....	W	9-4
KENTUCKY .....	W	10-9
KENTUCKY .....	L	0-7
MIDDLE TENNESSEE .....	W	5-4
Tennessee .....	W	4-3
Tennessee .....	W	5-1
Auburn .....	L	1-4
Auburn .....	L	7-9
Middle Tennessee .....	L	1-6
AUBURN .....	L	3-7
AUBURN .....	L	0-13

### 1949 (8-11-1, 4-8)

#### Coach: Dave Scobey

Chicago .....	W	3-0
ILLINOIS STATE .....	L	2-4
ILLINOIS STATE .....	W	9-0
Georgia .....	L	6-10
Georgia .....	W	4-3
Tennessee .....	L	6-18
Tennessee .....	L	3-4
KENTUCKY .....	L	2-4
KENTUCKY .....	L	8-10
Western Kentucky .....	T	6-6
Kentucky .....	L	2-7
Kentucky .....	L	7-11
Auburn .....	W	6-1
Auburn .....	L	2-3
EVANSVILLE .....	L	9-12
TENNESSEE .....	W	6-2
TENNESSEE .....	W	6-2
MURRAY STATE .....	W	12-6
Middle Tennessee .....	W	6-3
Tennessee Tech .....	L	6-10

### 1950 (6-16, 4-13)

#### Coach: Dave Scobey

MIAMI (Ohio) .....	L	5-7
Georgia Tech .....	W	5-3
Georgia Tech .....	L	9-13
MIDDLE TENNESSEE .....	L	1-12

TENNESSEE .....	W	11-5
TENNESSEE .....	W	8-7
MILLIKIN .....	L	5-12
KENTUCKY .....	L	6-14
KENTUCKY .....	L	1-2
GEORGIA TECH .....	L	3-22
GEORGIA TECH .....	W	11-3
GEORGIA .....	L	7-23
GEORGIA .....	L	4-8
Tennessee .....	L	2-11
Tennessee .....	L	4-10
Kentucky .....	L	7-8
Middle Tennessee .....	W	22-2
Evansville .....	W	6-5
AUBURN .....	L	4-6
AUBURN .....	L	3-12
Auburn .....	L	4-9
Auburn .....	L	4-12

### 1951 (0-18-1, 0-13-1)

#### Coach: Dave Scobey

ILLINOIS STATE .....	L	9-13
ILLINOIS STATE .....	L	1-7
KENTUCKY .....	T	10-10
KENTUCKY .....	L	13-15
Kentucky .....	L	5-17
MIDDLE TENNESSEE .....	L	5-13
Tennessee .....	L	0-17
Georgia Tech .....	L	11-14
Georgia Tech .....	L	8-22
MISSISSIPPI STATE .....	L	2-4
MISSISSIPPI STATE .....	L	3-10
TENNESSEE .....	L	2-20
TENNESSEE .....	L	6-7
Alabama .....	L	0-5
Alabama .....	L	4-7
ALABAMA .....	L	2-17
ALABAMA .....	L	7-20
Middle Tennessee .....	L	13-14
Murray State .....	L	6-21

### 1952 (4-16, 2-13)

#### Coach: Bill Schwartz

MIAMI (Ohio) .....	L	1-8
TENNESSEE .....	L	1-6
TENNESSEE .....	W	6-4
Kentucky .....	L	8-11
Kentucky .....	L	6-8
Middle Tennessee .....	L	3-4
Tennessee Tech .....	W	16-10
GEORGIA TECH .....	L	4-14
GEORGIA TECH .....	W	12-8
KENTUCKY .....	L	7-8
Tennessee .....	L	7-10
Tennessee .....	L	2-9
ALABAMA .....	L	3-9
ALABAMA .....	L	0-8
Mississippi State .....	L	4-5
Mississippi State .....	L	4-11
Alabama .....	L	1-15
Alabama .....	L	4-5
MIDDLE TENNESSEE .....	W	10-7
TENNESSEE TECH .....	L	6-7

### 1953 (5-13, 3-11)

#### Coach: Woody Johnson

MIAMI (Ohio) .....	L	3-5
TULANE .....	L	2-14
TULANE .....	W	7-3
MIDDLE TENNESSEE .....	W	4-1
Tennessee Tech .....	W	10-8
Tennessee .....	L	3-8
KENTUCKY .....	L	6-9

KENTUCKY .....	L	7-10
MISSISSIPPI .....	L	0-2
MISSISSIPPI .....	W	5-2
Alabama .....	L	1-6
Alabama .....	L	1-10
Mississippi State .....	L	0-8
Mississippi State .....	L	11-12
Kentucky .....	L	3-4
TENNESSEE .....	L	4-17
TENNESSEE .....	W	5-1
TENNESSEE TECH .....	L	4-9

### 1954 (11-9-1, 8-7-1)

#### Coach: Dave Scobey

MIAMI (Ohio) .....	W	7-6
Tennessee .....	W	2-0
Tennessee .....	W	5-4
Middle Tennessee .....	W	17-12
Tennessee Tech .....	L	9-10
KENTUCKY .....	W	9-0
KENTUCKY .....	L	7-11
MISSISSIPPI .....	L	3-16
MISSISSIPPI .....	T	1-1
GEORGIA TECH .....	W	2-1
GEORGIA TECH .....	L	4-8
Kentucky .....	W	7-5
Kentucky .....	W	8-4
TENNESSEE .....	L	2-8
TENNESSEE .....	W	9-1
LSU (Away) .....	W	5-3
LSU (Away) .....	L	3-13
Tulane .....	L	1-2
Tulane .....	L	3-4
MIDDLE TENNESSEE .....	W	8-0
TENNESSEE TECH .....	L	1-8

### 1955 (12-6, 10-4)

#### Coach: Dave Scobey

Tennessee .....	W	3-1
Tennessee .....	L	5-11
MIDDLE TENNESSEE .....	W	8-4
Auburn .....	L	2-12
Auburn .....	L	2-4
AUBURN .....	W	12-10
AUBURN .....	W	6-5
KENTUCKY .....	W	17-3
KENTUCKY .....	W	14-8
KENTUCKY .....	L	9-8
Tennessee Tech .....	L	7-12
TENNESSEE .....	W	9-8
TENNESSEE .....	L	10-11
Kentucky .....	W	12-4
Kentucky .....	W	9-3
Kentucky .....	W	8-4
Middle Tennessee .....	W	9-8
TENNESSEE TECH .....	L	9-11

### 1956 (6-15, 3-12)

#### Coach: Dave Scobey

Middle Tennessee .....	L	10-12
Tulane .....	L	3-4
Tulane .....	L	0-13
Tulane .....	W	6-4
MIAMI (Ohio) .....	L	7-8
MISSISSIPPI STATE .....	L	8-27
MISSISSIPPI STATE .....	L	4-9
TENNESSEE .....	W	6-4
TENNESSEE .....	L	3-8
Alabama .....	L	6-10
Alabama .....	L	0-4
LSU (Home) .....	W	10-7
LSU (Home) .....	L	2-14
LSU (Home) .....	L	4-13
Mississippi .....	L	3-9

## Season-by-Season Results

Mississippi.....L.....	0-7
Mississippi.....L.....	0-3
ALABAMA.....L.....	4-7
ALABAMA.....W.....	11-5
Tennessee.....W.....	9-6
MIDDLE TENNESSEE.....W.....	12-1

### 1957 (8-14, 3-13)

#### Coach: Dick Richardson

TULANE.....W.....	6-8
TULANE.....L.....	0-3
TULANE.....L.....	5-10
Tennessee.....W.....	8-4
Tennessee.....L.....	6-7
Mississippi State.....L.....	3-9
Mississippi State.....L.....	1-9
Mississippi State.....L.....	0-9
ALABAMA.....L.....	10-13
ALABAMA.....L.....	5-6
Middle Tennessee.....W.....	19-4
LSU (Away).....W.....	8-7
LSU (Away).....L.....	1-3
LSU (Away).....W.....	2-0
KENTUCKY.....W.....	9-3
KENTUCKY.....W.....	8-4
MISSISSIPPI.....L.....	1-10
MISSISSIPPI.....L.....	1-15
MISSISSIPPI.....L.....	3-15
Alabama.....L.....	3-1
Alabama.....L.....	3-1
MIDDLE TENNESSEE.....L.....	6-4

### 1958 (4-9, 2-6)

#### Coach: Dick Richardson

MIDDLE TENNESSEE.....W.....	6-3
Auburn.....L.....	4-25
Auburn.....L.....	0-1
Auburn.....L.....	0-8
HILLSDALE.....W.....	8-6
GEORGIA.....L.....	6-8
GEORGIA.....L.....	2-7
GEORGIA.....W.....	7-5
Kentucky.....W.....	8-7
Kentucky.....L.....	6-7
AUSTIN PEAY.....L.....	6-10
Mississippi.....L.....	0-2
Mississippi.....L.....	3-4

### 1959 (5-15, 2-13)

#### Coach: Dick Richardson

MIDDLE TENNESSEE.....W.....	8-5
CHICAGO.....W.....	9-3
CENTRAL MICHIGAN.....W.....	6-5
Georgia Tech.....L.....	3-11
AUBURN.....L.....	4-15
AUBURN.....L.....	3-8
AUBURN.....L.....	4-10
Georgia.....L.....	7-11
Georgia.....L.....	2-3
Georgia.....L.....	5-10
KENTUCKY.....L.....	7-14
KENTUCKY.....L.....	3-4
Tennessee.....L.....	1-2
Tennessee.....W.....	10-4
TENNESSEE TECH.....L.....	9-10
Kentucky.....L.....	0-9
Kentucky.....L.....	0-4
Middle Tennessee.....L.....	0-2
TENNESSEE.....L.....	7-21
TENNESSEE.....W.....	10-8

### 1960 (8-13, 5-8)

#### Coach: Harley Boss

Florida.....L.....	1-10
Florida.....L.....	2-7
Middle Tennessee.....W.....	12-6
TENNESSEE TECH.....L.....	7-9
GEORGIA.....W.....	10-6
GEORGIA.....L.....	2-5
WITTENBERG.....W.....	13-12
CENTRAL MICHIGAN.....L.....	3-10
KENTUCKY.....W.....	9-8
KENTUCKY.....W.....	4-3
Tennessee.....L.....	0-11
Tennessee.....L.....	3-4
NOTRE DAME.....L.....	2-6
GEORGIA TECH.....L.....	4-14
MISSISSIPPI.....L.....	0-10
MISSISSIPPI.....L.....	0-16
MIDDLE TENNESSEE.....W.....	5-4
KENTUCKY.....L.....	1-3
TENNESSEE.....L.....	2-8
TENNESSEE.....W.....	9-7
TENNESSEE.....W.....	12-1

### 1961 (7-15, 2-11)

#### Coach: Dick Richardson

Valdosta State.....W.....	5-4
Valdosta State.....W.....	4-1
Valdosta State.....W.....	11-6
Georgia Southern.....L.....	6-8
Georgia Southern.....L.....	1-4
Georgia.....L.....	3-15
Georgia.....L.....	1-14
Georgia Tech.....L.....	5-8
MIDDLE TENNESSEE.....W.....	5-4
Kentucky.....L.....	1-4
Kentucky.....L.....	3-6
AUBURN.....W.....	4-2
AUBURN.....L.....	0-10
FLORIDA.....L.....	5-7
FLORIDA.....L.....	0-6
Middle Tennessee.....W.....	4-1
KENTUCKY.....W.....	9-8
KENTUCKY.....L.....	2-9
TENNESSEE.....L.....	3-6
TENNESSEE.....L.....	4-14
TENNESSEE.....L.....	4-10
TENNESSEE.....L.....	1-3

### 1962 (2-18-2, 0-16-2)

#### Coach: Jerry Elliot

Auburn.....T.....	14-14
Auburn.....L.....	3-13
Valdosta State.....L.....	0-2
Florida.....L.....	0-11
Florida.....L.....	1-5
MIDDLE TENNESSEE.....W.....	9-7
Middle Tennessee.....L.....	7-12
KENTUCKY.....T.....	12-12
KENTUCKY.....L.....	9-15
WITTENBERG.....W.....	6-4
GEORGIA.....L.....	0-15
GEORGIA.....L.....	3-4
GEORGIA TECH.....L.....	1-12
GEORGIA TECH.....L.....	9-11
Kentucky.....L.....	2-17
Kentucky.....L.....	3-7
Kentucky.....L.....	4-11
Tennessee.....L.....	2-3
Tennessee.....L.....	4-14
TENNESSEE.....L.....	9-10
TENNESSEE.....L.....	8-17
TENNESSEE.....L.....	4-6

### 1963 (6-15, 4-13)

#### Coach: Harley Boss

Georgia.....L.....	3-4
Georgia.....L.....	0-6
Tennessee.....L.....	1-10
Tennessee.....L.....	4-5
Tennessee.....L.....	5-7
Kentucky.....L.....	3-4
Kentucky.....L.....	1-2
Georgia Tech.....W.....	9-8
TENNESSEE.....W.....	5-4
TENNESSEE.....L.....	10-11
AUBURN.....L.....	3-5
AUBURN.....L.....	6-14
FLORIDA.....L.....	2-9
FLORIDA.....L.....	2-9
SEWANE.....W.....	20-10
Middle Tennessee.....L.....	2-6
KENTUCKY.....W.....	8-2
KENTUCKY.....L.....	0-5
KENTUCKY.....W.....	9-4
Sewanee.....L.....	3-6
MIDDLE TENNESSEE.....W.....	6-5

### 1964 (7-14, 4-12)

#### Coach: Harley Boss

Florida.....L.....	0-4
Florida.....L.....	0-6
Auburn.....L.....	2-6
Auburn.....L.....	0-5
WITTENBERG.....L.....	3-7
KENTUCKY.....L.....	2-9
GEORGIA.....W.....	8-7
Tennessee.....L.....	0-2
Tennessee.....L.....	2-10
Middle Tennessee.....L.....	3-7
Sewanee.....L.....	3-7
GEORGIA TECH.....W.....	1-0
GEORGIA TECH.....L.....	1-2
SEWANE.....W.....	9-6
Kentucky.....L.....	3-8
Kentucky.....W.....	3-2
Kentucky.....L.....	1-2
MIDDLE TENNESSEE.....W.....	6-1
TENNESSEE.....L.....	3-20
TENNESSEE.....W.....	11-3
TENNESSEE.....L.....	1-18

### 1965 (5-14, 1-11)

#### Coach: George Archie

KENTUCKY.....L.....	3-6
KENTUCKY.....W.....	3-0
Georgia.....L.....	3-4
Georgia.....L.....	9-12
Middle Tennessee.....L.....	0-3
TENNESSEE.....L.....	0-9
TENNESSEE.....L.....	3-9
Sewanee.....W.....	8-7
AUBURN.....L.....	4-13
AUBURN.....L.....	9-23
MIDDLE TENNESSEE.....W.....	12-11
SOUTHWESTERN.....W.....	12-6
KENTUCKY.....L.....	0-1
KENTUCKY.....L.....	3-12
SEWANE.....W.....	11-4
TENNESSEE.....L.....	0-4
TENNESSEE.....L.....	3-6

### 1966 (2-16, 1-12)

#### Coach: George Archie

Florida.....L.....	0-5
Florida.....L.....	0-15
Auburn.....L.....	0-11
Auburn.....L.....	5-8
Tennessee.....L.....	1-11
Tennessee.....L.....	2-15
Middle Tennessee.....L.....	0-5
SEWANE.....L.....	4-10
Wittenburg.....L.....	4-14
KENTUCKY.....L.....	3-9
KENTUCKY.....L.....	1-7
Sewanee.....W.....	4-1
MIDDLE TENNESSEE.....L.....	3-2
Kentucky.....W.....	4-2
Kentucky.....L.....	4-14
GEORGIA.....L.....	2-7
TENNESSEE.....L.....	4-15
TENNESSEE.....L.....	1-13

### 1967 (11-12, 8-9)

#### Coach: George Archie

Tennessee.....L.....	2-6
Tennessee.....W.....	5-1
Georgia State.....W.....	2-1
Georgia State.....W.....	5-1
AUBURN.....W.....	5-3
AUBURN.....L.....	0-1
AUBURN.....L.....	8-21
KENTUCKY.....W.....	7-2
KENTUCKY.....W.....	6-4
Georgia.....L.....	1-3
Georgia.....L.....	3-4
Georgia.....L.....	0-1
Sewanee.....W.....	9-1
Kentucky.....L.....	0-3
Kentucky.....L.....	1-11
FLORIDA.....W.....	6-5
FLORIDA.....L.....	2-9
FLORIDA.....W.....	14-2
TENNESSEE.....W.....	9-0
TENNESSEE.....W.....	8-3
SOUTHWESTERN.....L.....	1-4
SEWANE.....L.....	1-2
MIDDLE TENNESSEE.....L.....	2-4

### 1968 (7-15, 2-13)

#### Coach: Larry Schmittou

FISK.....W.....	7-3
BELMONT.....W.....	9-6
Florida.....L.....	0-16
Florida.....L.....	0-3
Florida.....L.....	2-10
Auburn.....L.....	0-8
Auburn.....L.....	1-7
Auburn.....L.....	0-4
Fisk.....W.....	7-5
KENTUCKY.....W.....	2-1
KENTUCKY.....L.....	3-4
Birmingham Southern.....W.....	8-1
GEORGIA.....L.....	1-5
GEORGIA.....W.....	4-3
GEORGIA.....L.....	1-5
Tennessee State.....W.....	4-3
Tennessee.....L.....	0-9
Tennessee.....L.....	1-9
SEWANE.....L.....	4-6
KENTUCKY.....L.....	0-6
KENTUCKY.....L.....	3-8
MIDDLE TENNESSEE.....L.....	0-7



## Season-by-Season Results

### 1969 (21-18, 3-10)

#### **Coach: Larry Schmittou**

TENNESSEE STATE.....W	9-2
TENNESSEE STATE.....W	6-4
FISK.....W	10-9
Belmont.....W	9-5
Murray State.....L	2-3
CALVIN.....W	16-7
CALVIN.....W	5-0
Chattanooga.....W	4-0
Chattanooga.....W	5-2
Berry.....L	0-5
Berry.....W	6-4
Oglethorpe.....L	1-9
Georgia.....L	7-17
Georgia.....L	1-5
Georgia.....L	2-5
Fisk.....W	5-4
CHATTANOOGA.....W	9-5
Kentucky.....L	1-3
Kentucky.....L	1-4
SEWANEE.....W	5-2
AUBURN.....W	7-6
AUBURN.....L	1-2
Lipscomb.....W	1-0
BIRMINGHAM SOUTHERN.....W	3-2
BELMONT.....L	1-4
Lipscomb.....W	5-3
Sewanee.....L	2-5
KENTUCKY.....L	2-4
KENTUCKY.....W	5-1
LIPSCOMB.....L	4-7
MURRAY STATE.....L	2-4
Tennessee.....L	1-4
Tennessee.....L	3-9
Southwestern.....W	14-3
FLORIDA.....L	2-6
FLORIDA.....L	5-14
FLORIDA.....L	5-15
MIDDLE TENNESSEE.....W	3-1
MIDDLE TENNESSEE.....W	5-0

### 1970 (24-16, 5-10)

#### **Coach: Larry Schmittou**

WEST VIRGINIA.....L	2-3
CHRISTIAN BROTHERS.....W	9-2
CHRISTIAN BROTHERS.....W	4-2
KENYON.....W	16-3
KENYON.....W	7-1
KENTUCKY.....W	18-6
KENTUCKY.....L	2-3
CALVIN.....L	3-4
Western Michigan.....W	6-5
Jacksonville.....L	3-4
Western Michigan.....W	5-3
Jacksonville.....L	5-6
Florida.....L	0-2
Florida.....W	4-1
Florida.....L	0-2
Purdue.....W	3-1
Murray State.....L	1-3
Kentucky.....L	0-3
Kentucky.....W	6-2
Belmont.....W	13-7
Tennessee-Chattanooga.....W	7-2
Birmingham Southern.....W	5-2
Auburn.....L	1-6
Auburn.....L	1-2
Auburn.....L	0-7
BELMONT.....W	2-0
Tennessee.....L	6-10
Tennessee.....L	6-13
CHATTANOOGA.....W	16-0
TENNESSEE.....L	1-20

LIPSCOMB.....W	10-7
GEORGIA.....W	6-2
GEORGIA.....W	3-0
MURRAY STATE.....W	15-7
Lipscomb.....W	11-1
ARKANSAS.....W	9-6
Middle Tennessee.....W	6-3
Middle Tennessee.....W	9-6
WESTERN KENTUCKY.....W	2-0
WESTERN KENTUCKY.....W	6-0

### 1971 (33-19, 10-7)

#### **Coach: Larry Schmittou**

CHRISTIAN BROTHERS.....W	2-0
CHRISTIAN BROTHERS.....W	6-2
UNION.....L	7-8
Belmont.....W	12-1
LOUISVILLE (NH).....W	3-0
LOUISVILLE (NH).....W	2-0
BOWLING GREEN.....W	13-0
CALVIN.....W	5-4
CALVIN (NH).....W	13-0
Central Michigan.....L	2-7
William & Mary.....L	2-3
St. Leo's.....W	8-7
Princeton.....W	4-0
Florida Southern.....L	3-4
Rollins.....W	3-2
William & Mary.....W	7-3
Stetson.....L	4-5
Princeton.....L	4-5
Rollins.....L	2-5
Kentucky.....L	5-13
Kentucky.....W	8-6
KENTUCKY.....W	6-3
KENTUCKY.....L	3-4
WESTERN KENTUCKY.....W	10-0
Purdue.....W	6-1
Murray State.....L	1-8
MEMPHIS STATE.....W	5-4
TENNESSEE.....W	12-1
TENNESSEE.....W	7-5
Western Kentucky.....W	6-1
Western Kentucky.....W	6-1
TENNESSEE STATE.....W	5-3
BIRMINGHAM SOUTHERNL.....W	5-10
Tennessee.....W	8-3
Tennessee.....W	4-3
BELMONT (NH).....W	4-0
Christian Brothers.....L	2-4
Memphis State.....W	9-8
Lipscomb.....W	6-4
Georgia.....W	7-3
Georgia.....L	5-6
Austin Peay.....W	7-3
MURRAY STATE.....L	4-7
AUBURN.....W	5-1
AUBURN.....L	1-6
AUBURN.....L	0-9
LIPSCOMB.....L	4-11
Union.....W	4-2
FLORIDA.....W	4-3
FLORIDA.....W	13-2
Mississippi State*.....L	1-5
MISSISSIPPI STATE*.....L	1-3

\* SEC Tournament

(NH) No Hit

### 1972 (35-15, 13-5)

#### **Coach: Larry Schmittou**

LOUISVILLE.....W	17-1
LOUISVILLE.....W	2-1
Tennessee Tech.....W	2-0
FISK.....W	9-0

Memphis State.....L	4-5
EVANSVILLE.....W	9-0
EVANSVILLE.....W	2-1
MIDDLE TENNESSEE.....W	4-3
AUSTIN PEAY.....W	11-6
KENTUCKY.....W	15-1
Florida State.....W	11-1
Florida State.....L	3-4
Florida State.....L	4-19
South Alabama.....L	2-5
South Alabama.....L	4-18
Louisville.....W	4-3
Kentucky.....W	4-3
Kentucky.....W	11-10
TENNESSEE TECH.....W	14-1
WESTERN KENTUCKY.....W	6-0
Belmont.....W	6-5
Tennessee.....W	3-2
Tennessee.....W	13-12
Austin Peay.....W	14-5
LIPSCOMB.....W	3-2
Union.....W	7-2
Murray State.....L	6-8
TENNESSEE.....W	4-3
TENNESSEE.....L	4-6
SOUTH ALABAMA.....L	12-19
SOUTH ALABAMA.....W	5-2
Western Kentucky.....W	5-4
MURRAY STATE.....W	14-8
GEORGIA.....W	3-2
GEORGIA.....W	8-5
GEORGIA.....W	15-0
BELMONT.....W	4-3
Birmingham Southern.....L	4-6
Auburn.....W	5-1
Auburn.....L	3-7
Auburn.....W	6-2
Middle Tennessee.....W	12-2
UNION.....L	4-7
Lipscomb.....L	5-9
Florida.....W	2-1
Florida.....L	0-3
Florida.....W	4-1
SOUTHERN ILLINOIS.....W	2-1
MISSISSIPPI.....L	3-5
Mississippi.....L	4-5

### 1973 (36-16, 13-5)

#### **Coach: Larry Schmittou**

AUSTIN PEAY.....W	19-4
Austin Peay.....W	21-3
Austin Peay.....W	4-1
Tennessee Tech.....W	9-3
Tennessee Tech.....L	3-7
DePAUW.....W	11-2
DePAUW.....W	14-7
FISK.....W	14-1
MIDDLE TENNESSEE.....L	8-9
LOUISVILLE.....W	3-1
LOUISVILLE.....W	6-4
KENTUCKY.....W	5-2
KENTUCKY.....W	22-3
Massachusetts.....L	0-2
Hawaii.....W	11-2
Southern California.....W	5-4
California-Riverside.....W	7-3
Washington State.....L	6-2
Stanford.....L	0-6
Arizona State.....W	6-4
Kentucky.....L	1-3
Kentucky.....W	7-3
TENNESSEE.....W	9-8
MEMPHIS STATE.....W	2-0
MEMPHIS STATE.....L	5-6

Tennessee.....L	1-12
Tennessee.....W	5-2
WESTERN KENTUCKY.....W	5-4
WESTERN KENTUCKY.....W	9-5
LIPSCOMB.....W	6-4
NORTHERN ILLINOIS.....W	2-1
Georgia.....W	4-0
Georgia.....L	0-6
Georgia.....L	1-3
Middle Tennessee.....W	4-3
Belmont.....L	0-1
AUBURN.....W	5-1
AUBURN.....W	1-0
AUBURN.....L	4-7
BIRMINGHAM SOUTHERN.....W	16-5
LIPSCOMB.....W	4-3
FLORIDA.....W	7-0
FLORIDA.....W	4-1
FLORIDA.....W	9-5
Southern Illinois.....L	2-4
Southern Illinois.....L	1-3
Alabama*.....W	5-1
ALABAMA*.....W	13-7
Georgia Southern!.....W	6-2
North Carolina State!.....W	4-2
Georgia Southern!.....L	2-5
Miami, (Fla.)!.....L	5-6

\* SEC Tournament

! NCAA Playoffs, Starkville, Miss.

### 1974 (37-22, 11-4)

#### **Coach: Larry Schmittou**

Columbus.....W	9-8
Columbus.....W	1-0
LSU (Away).....L	5-10
LSU (Away).....L	7-8
LSU (Away).....W	7-3
LSU (Away).....W	5-3
South Alabama.....L	4-5
South Alabama.....W	5-2
Florida.....L	0-4
Florida.....W	1-0
Florida.....W	8-3
Valdosta State.....W	8-4
Valdosta State.....W	8-5
FISK.....W	5-4
Miami (Ohio).....L	2-4
Alabama.....L	2-12
Miami (Ohio).....W	5-4
Alabama.....W	8-7
Miami (Ohio).....W	5-2
Alabama.....L	4-5
BELMONT.....W	10-9
MIDDLE TENNESSEE.....W	7-1
MIDDLE TENNESSEE.....W	5-4
WESTERN KENTUCKY.....W	7-1
WESTERN KENTUCKY.....L	3-9
TENNESSEE TECH.....W	3-0
TENNESSEE TECH.....L	2-3
SOUTHERN ILLINOIS.....L	2-5
SOUTHERN ILLINOIS.....W	10-4
KENTUCKY.....W	8-7
KENTUCKY.....W	4-2
Fisk.....W	5-2
Tennessee.....W	5-1
Tennessee.....L	3-4
Austin Peay.....L	4-5
Austin Peay.....L	0-7*
LIPSCOMB.....L	3-5
TENNESSEE.....W	4-3
TENNESSEE.....W	11-3
Memphis.....W	1-0
Memphis.....L	0-3
Lipscomb.....L	4-12

## Season-by-Season Results

GEORGIA.....W.....5-1
GEORGIA.....W.....6-3
GEORGIA.....W.....7-6
SOUTH ALABAMA.....L.....0-12
BELMONT.....W.....19-6
Auburn.....W.....2-1
Auburn.....L.....2-8
Auburn.....L.....0-11
AUSTIN PEAY.....L.....8-10
AUSTIN PEAY.....W.....4-0
Middle Tennessee.....W.....5-1
Middle Tennessee.....W.....4-2
ALABAMA *.....W.....12-8
Alabama *.....W.....2-1
East Carolina#.....W.....2-1
Miami (Fla.)#.....L.....1-7
Georgia Southern#.....L.....3-5
* SEC Tournament
# NCAA Playoffs, Starkville, Miss.

### 1975 (30-39, 7-9)

#### Coach: Larry Schmittou

LSU (Away).....L.....4-6
LSU (Away).....W.....7-2
LSU (Away).....L.....0-10
LSU (Away).....L.....1-17
South Alabama.....L.....4-14
South Alabama.....L.....1-7
Alabama.....L.....1-4
Alabama.....W.....3-1
Alabama.....W.....3-2
Alabama.....W.....5-4
Mississippi State.....W.....2-1
Iowa.....L.....0-6
Mississippi State.....L.....0-1
LOUISVILLE.....L.....3-5
LOUISVILLE.....L.....1-4
OHIO.....L.....2-7
FIK.....W.....10-3
EVANSVILLE.....W.....6-2
EVANSVILLE.....L.....3-4
WOOSTER.....W.....10-3
OHIO STATE.....L.....3-20
OHIO STATE.....L.....3-9
KENTUCKY.....W.....5-3
WISCONSIN-SUPER.....W.....18-1
WISCONSIN-SUPER.....W.....17-2
WISCONSIN-SUPER.....W.....6-4
Middle Tennessee.....W.....6-3
Kentucky.....L.....4-9
Kentucky.....W.....3-0
PROVIDENCE.....W.....3-2
PROVIDENCE.....L.....0-2
Western Kentucky.....W.....8-6
Western Kentucky.....L.....4-5
MIDDLE TENNESSEE.....L.....2-4
TENNESSEE.....L.....1-14
TENNESSEE.....L.....3-6
Austin Peay.....W.....13-1
Austin Peay.....W.....13-4
Lipscomb.....W.....6-0
Belmont.....L.....3-4
Tennessee.....L.....10-11
Tennessee.....L.....3-8
SOUTH ALABAMA.....W.....9-7
WESTERN KENTUCKY.....W.....5-1
WESTERN KENTUCKY.....W.....12-4
Georgia.....L.....2-6
Georgia.....L.....1-6
Georgia.....W.....13-3
AUSTIN PEAY.....W.....7-2
AUSTIN PEAY.....L.....5-6
LIPSCOMB.....L.....3-14
BELMONT.....W.....7-3
AUBURN.....W.....8-5
AUBURN.....W.....3-0

AUBURN.....L.....3-4
Fisk.....W.....12-2
FLORIDA.....W.....5-1
FLORIDA.....W.....4-1
FLORIDA.....L.....2-6

### 1976 (27-23, 12-12)

#### Coach: Larry Schmittou

Columbus College.....L.....6-14
Columbus College.....L.....4-7
Rollins.....L.....5-10
Rollins.....W.....3-2
Rollins.....L.....3-6
Florida.....W.....10-5
Florida.....W.....5-3
Florida.....L.....6-7
WESTERN ILLINOIS.....W.....5-3
WESTERN ILLINOIS.....W.....4-2
Murray State.....L.....3-4
EVANSVILLE.....W.....8-6
MIAMI (OHIO).....L.....1-3
WESTERN KENTUCKY.....W.....8-7
TENNESSEE TECH.....L.....4-6
Western Kentucky.....L.....7-8
LIPSCOMB.....W.....7-3
Georgia.....W.....6-3
Georgia.....W.....3-1
Georgia.....L.....2-8
AUSTIN PEAY.....W.....7-6
MIDDLE TENNESSEE.....W.....4-1
KENTUCKY.....L.....7-14
KENTUCKY.....L.....1-6
KENTUCKY.....W.....13-8
Middle Tennessee.....W.....7-4
Union.....W.....10-6
BELMONT.....L.....4-5
TENNESSEE.....W.....8-6
TENNESSEE.....L.....3-8
TENNESSEE.....W.....11-7
MURRAY STATE.....W.....9-4
Lipscomb.....W.....7-4
BELLARMINE.....L.....7-11
BELLARMINE.....W.....8-5
UNION.....W.....7-4
Austin Peay.....W.....15-4
Belmont.....W.....3-1
Kentucky.....L.....0-14
Kentucky.....L.....0-4
Kentucky.....W.....4-3
GEORGIA.....L.....4-5
GEORGIA.....W.....3-0
GEORGIA.....W.....6-0
FLORIDA.....L.....2-4
FLORIDA.....W.....6-4
FLORIDA.....W.....6-3
Tennessee.....L.....2-6
Tennessee.....L.....1-8
Tennessee.....L.....2-3

### 1977 (25-25-1, 13-12)

#### Coach: Larry Schmittou

Hawaii.....L.....5-7
Hawaii.....L.....3-10
Hawaii.....L.....3-4
Hawaii.....L.....6-7
Hawaii.....L.....4-10
Hawaii.....L.....3-7
Hawaii.....W.....6-1
Hawaii.....L.....3-9
Florida.....L.....2-7
Florida.....L.....1-5
Florida.....L.....5-11
MIDDLE TENNESSEE.....W.....8-7
OHIO.....W.....2-1
OHIO.....L.....7-8
OHIO.....L.....8-11

Austin Peay.....W.....9-2
KENTUCKY.....W.....2-1
KENTUCKY.....W.....2-1
KENTUCKY.....W.....3-0
TREVECCA.....W.....8-7
BELMONT.....W.....9-3
ST. XAVIER.....W.....7-5
MILLIKIN.....W.....6-5
Southern Illinois.....L.....3-4
Kentucky.....L.....6-7
Kentucky.....W.....2-1
Kentucky.....L.....3-5
Georgia.....W.....1-0
Georgia.....W.....8-4
Georgia.....L.....4-5
Middle Tennessee.....W.....4-0
Trevecca.....W.....4-2
Lipscomb.....L.....6-8
TENNESSEE.....W.....6-0
TENNESSEE.....W.....6-1
TENNESSEE.....L.....6-2
WESTERN KENTUCKY.....L.....5-7
WESTERN KENTUCKY.....T.....3-3
Belmont.....W.....7-1
GEORGIA.....L.....1-6
GEORGIA.....W.....3-1
AUSTIN PEAY.....L.....0-7
FLORIDA.....L.....5-6
FLORIDA.....W.....5-2
FLORIDA.....W.....7-4
LIPSCOMB.....W.....7-0
Tennessee.....L.....0-2
Tennessee.....L.....3-5
Tennessee.....W.....8-2
Mississippi.....L.....7-9
Mississippi State*.....L.....2-15
* SEC Tournament

### 1978 (31-17, 10-13)

#### Coach: Larry Schmittou

Florida.....L.....1-3
Florida.....L.....1-3
Florida.....L.....6-8
UNION.....W.....15-3
LEWIS.....W.....4-3
LEWIS.....W.....3-1
TREVECCA.....W.....5-1
VIRGINIA TECH.....L.....9-17
OKLAHOMA.....W.....8-7
BELMONT.....W.....8-7
SOUTHEAST OKLAHOMA.....W.....10-8
MIAMI (OHIO).....W.....6-5
LIPSCOMB.....L.....5-6
SOUTHEAST OKLAHOMA.....W.....6-5
ST. MARY'S.....W.....6-3
Trevecca.....W.....7-5
Kentucky.....L.....4-6
Kentucky.....L.....0-3
Kentucky.....W.....8-3
BELMONT.....W.....8-7
Tennessee State.....W.....19-6
SO. ILLINOIS.....W.....6-5
Georgia.....W.....4-2
Georgia.....L.....5-22
Georgia.....W.....9-4
MIDDLE TENNESSEE.....W.....14-8
TENNESSEE STATE.....W.....10-9
FLORIDA.....W.....2-1
FLORIDA.....L.....3-17
FLORIDA.....L.....0-6
TENNESSEE.....W.....6-3
TENNESSEE.....L.....1-11
TENNESSEE.....W.....12-6
Lipscomb.....L.....3-12
Middle Tennessee.....L.....3-7
TREVECCA.....W.....7-6

GEORGIA.....L.....5-7
GEORGIA.....W.....4-0
GEORGIA.....W.....7-6
EVANSVILLE.....W.....11-1
EVANSVILLE.....W.....8-3
EVANSVILLE.....W.....12-3
KENTUCKY.....W.....4-1
KENTUCKY.....W.....2-1
LIPSCOMB.....W.....12-4
Tennessee.....L.....2-3
Tennessee.....L.....5-10
Tennessee.....L.....4-5

### 1979 (21-25, 8-14)

#### Coach: Roy Mewbourne

Hawaii.....L.....2-15
Hawaii.....L.....5-7
Hawaii.....L.....3-4
Hawaii.....L.....1-4
Hawaii.....L.....2-5
Hawaii.....L.....0-9
KENTUCKY.....L.....5-10
KENTUCKY.....W.....5-3
KENTUCKY.....L.....6-16
Trevecca.....W.....8-6
Union.....W.....14-1
Union.....W.....17-2
TENNESSEE STATE.....L.....7-16
Middle Tennessee.....L.....4-8
BELMONT.....W.....7-2
WISCONSIN-EAU CLAIRE.....W.....11-4
WISCONSIN-EAU CLAIRE.....W.....7-0
GEORGIA.....L.....4-5
Aurora (Ill.).....W.....10-0
Belmont.....W.....12-4
LEWIS & CLARK.....W.....5-4
MIDDLE TENNESSEE.....L.....3-11
TENNESSEE STATE.....W.....15-4
AUSTIN PEAY.....W.....4-2
Florida.....L.....2-9
Florida.....L.....5-6
Florida.....W.....9-4
Georgia.....L.....4-8
Georgia.....L.....3-8
Georgia.....W.....7-5
TENNESSEE.....L.....4-8
TENNESSEE.....L.....1-8
TENNESSEE.....W.....10-3
TREVECCA.....W.....9-5
Lipscomb.....L.....2-8
Kentucky.....L.....1-3
Kentucky.....L.....6-7
Kentucky.....W.....12-9
FLORIDA.....W.....7-6
FLORIDA.....L.....2-15
FLORIDA.....L.....4-5
AUSTIN PEAY.....W.....11-9
LIPSCOMB.....L.....3-8
Tennessee.....W.....7-5
Tennessee.....W.....5-3
Tennessee.....L.....0-1

### 1980 (34-21-1, 13-9)

#### Coach: Roy Mewbourne

Birmingham Southern.....L.....3-7
Davidson.....L.....2-3
Davidson.....W.....3-0
Davidson.....W.....7-3
Central Florida.....W.....9-3
Rollins.....W.....11-6
Rollins.....L.....6-8
Georgia.....W.....14-9
Georgia.....W.....11-6
Georgia.....L.....6-9
FLORIDA.....W.....6-3

## Season-by-Season Results

FLORIDA.....W.....	6-4
FLORIDA.....W.....	0-5
GRAND VALLEY.....L.....	5-6
UT-CHATTANOOGA.....W.....	2-1
UT-CHATTANOOGA.....W.....	7-3
GEORGIA.....W.....	6-0
GEORGIA.....L.....	0-3
GEORGIA.....L.....	4-7
TREVECCA.....L.....	4-9
TENNESSEE STATE.....W.....	13-7
Middle Tennessee.....L.....	1-2
Kentucky.....L.....	0-6
Kentucky.....W.....	6-0
WIS.-EAU CLAIRE.....W.....	8-0
WIS.-EAU CLAIRE.....W.....	12-5
Lipscomb.....W.....	6-5
BELMONT.....W.....	16-0
UAB (Home).....W.....	9-1
Trevecca.....W.....	7-5
Tennessee.....L.....	1-7
Tennessee.....W.....	10-5
Tennessee.....L.....	6-8
Florida.....L.....	2-3
Florida.....L.....	5-6
Florida.....W.....	13-7
Belmont.....L.....	0-4
Lipscomb.....W.....	9-6
Austin Peay.....L.....	4-8
BIRMINGHAM SOUTHERN.....W.....	8-0
TENNESSEE STATE.....T.....	6-6
UAB (Away).....W.....	6-4
MIDDLE TENNESSEE.....W.....	13-5
Tennessee.....W.....	2-1
Tennessee.....W.....	9-3
AUSTIN PEAY.....L.....	8-13
KENTUCKY.....W.....	4-2
KENTUCKY.....L.....	5-6
KENTUCKY.....W.....	8-5
Auburn*.....L.....	2-3
Florida*.....W.....	11-7
Mississippi*.....W.....	21-0
Auburn*.....W.....	16-3
Auburn*.....W.....	13-0
Western Kentucky#.....L.....	4-15
New Orleans#.....L.....	2-8
* SEC Tournament	
# NCAA Tournament	

### 1981 (26-25-1, 9-12-1)

#### Coach: Roy Mewbourne

Hawaii.....L.....	5-6
Hawaii.....L.....	2-3
Hawaii.....L.....	1-5
Hawaii.....L.....	0-4
Hawaii.....L.....	4-7
Chaminade.....L.....	1-2
Chaminade.....W.....	6-3
Georgia.....W.....	5-2
Georgia.....W.....	17-8
Georgia.....L.....	9-16
MIDDLE TENNESSEE.....W.....	15-9
KENTUCKY.....W.....	8-5
KENTUCKY.....L.....	8-11
KENTUCKY.....L.....	4-16
Trevecca.....W.....	8-3
GEORGIA.....L.....	0-4
GEORGIA.....W.....	8-3
Austin Peay.....W.....	9-0*
TENNESSEE STATE.....W.....	19-10
FLORIDA.....L.....	2-17
FLORIDA.....W.....	11-7
FLORIDA.....L.....	9-11
Middle Tennessee.....W.....	7-6
Lipscomb.....L.....	3-10
Murray State.....W.....	12-8
MEMPHIS.....W.....	8-6

MEMPHIS.....W.....	4-3
Birmingham Southern.....L.....	4-6
Tennessee Tech.....L.....	4-6
BELMONT.....W.....	11-5
UT-CHATTANOOGA.....W.....	9-2
UT-CHATTANOOGA.....W.....	13-0
BIRMINGHAM SOUTHERN.....L.....	5-8
TREVECCA.....W.....	6-4
Lipscomb.....L.....	4-13
MURRAY STATE.....L.....	6-9
Belmont.....L.....	3-4
Tennessee.....W.....	2-1
Tennessee.....W.....	6-2
UAB (Away).....W.....	9-8
Florida.....L.....	6-7
Florida.....L.....	1-2
Florida.....L.....	2-11
TENNESSEE TECH.....W.....	7-4
UAB (Home).....W.....	13-3
TENNESSEE.....L.....	4-7
TENNESSEE.....W.....	9-8
TENNESSEE.....W.....	14-12
AUSTIN PEAY.....W.....	8-6
Kentucky.....L.....	5-7
Kentucky.....L.....	1-4
Kentucky.....T.....	1-1

### 1982 (28-17-2, 11-12-1)

#### Coach: Roy Mewbourne

Seton Hall.....W.....	7-5
Rollins.....L.....	9-11
Central Florida.....T.....	3-3
Rollins.....W.....	8-2
Central Florida.....W.....	10-4
GEORGIA.....W.....	4-2
GEORGIA.....W.....	13-2
GEORGIA.....L.....	5-17
Kentucky.....W.....	10-3
Kentucky.....L.....	1-2
Kentucky.....W.....	14-4
MIDDLE TENNESSEE.....W.....	14-7
SE MASS.....W.....	19-5
FLORIDA.....L.....	1-4
FLORIDA.....L.....	8-25
FLORIDA.....T.....	13-13
Lipscomb.....L.....	4-10
Austin Peay.....W.....	6-1
TENNESSEE.....W.....	8-5
TENNESSEE.....L.....	2-4
TENNESSEE.....L.....	9-14
Memphis.....L.....	3-5
Memphis.....L.....	6-14
MILLIKIN.....W.....	20-0
LIPSCOMB.....L.....	3-4
TENNESSEE STATE.....W.....	14-4
Georgia.....L.....	2-5
Georgia.....L.....	6-7
Georgia.....L.....	7-8
Middle Tennessee.....W.....	5-4
TREVECCA.....W.....	7-0
KENTUCKY.....W.....	4-0
KENTUCKY.....W.....	6-4
KENTUCKY.....W.....	12-3
MURRAY STATE.....W.....	5-4
Tennessee State.....W.....	10-4
Florida.....W.....	5-4
Florida.....L.....	3-4
Florida.....L.....	3-7
BELMONT.....W.....	5-0
UT-CHATTANOOGA.....W.....	9-0
Tennessee.....W.....	7-4
Tennessee.....L.....	0-15
Tennessee.....W.....	13-9
AUSTIN PEAY.....W.....	11-3
Evansville.....W.....	4-3
Evansville.....W.....	3-1

### 1983 (22-23-1, 6-15)

#### Coach: Roy Mewbourne

Montevallo.....L.....	4-6
Samford.....W.....	18-0
UAB (Away).....W.....	4-2
UAB (Away).....L.....	4-10
MIDDLE TENNESSEE.....L.....	10-12
Trevecca.....T.....	7-7
TENNESSEE.....L.....	5-14
TENNESSEE.....W.....	3-2
Rollins.....W.....	4-3
Virginia Military.....W.....	6-4
Florida.....L.....	1-2
Florida.....L.....	1-3
Florida.....W.....	8-6
MURRAY STATE.....L.....	3-7
INDIANA.....L.....	1-4
INDIANA.....L.....	3-15
MEMPHIS.....W.....	12-5
Western Kentucky.....W.....	3-2
KENTUCKY.....L.....	3-4
KENTUCKY.....W.....	9-6
KENTUCKY.....W.....	4-3
SOUTH ALABAMA.....W.....	16-9
Belmont.....W.....	4-3
WISCONSIN-EAU CLAIRE.....W.....	9-8
Georgia.....L.....	7-12
Georgia.....L.....	5-7
Georgia.....L.....	6-7
TREVECCA.....L.....	4-7
Tennessee.....L.....	1-2
Tennessee.....L.....	1-9
Middle Tennessee.....W.....	6-5
TENNESSEE STATE.....W.....	9-6
WESTERN KENTUCKY.....L.....	1-8
FLORIDA.....L.....	4-5
FLORIDA.....L.....	0-10
FLORIDA.....L.....	3-14
LIPSCOMB.....W.....	8-7
Lipscomb.....W.....	13-9
Tennessee State.....W.....	10-3
Tennessee Tech.....W.....	3-1
Kentucky.....L.....	0-5
Kentucky.....L.....	2-4
BELMONT.....W.....	18-5
GEORGIA.....W.....	6-0
GEORGIA.....L.....	2-12
GEORGIA.....W.....	9-4

### 1984 (28-17, 9-11)

#### Coach: Roy Mewbourne

Alabama Christian.....W.....	14-1
Alabama Christian.....W.....	11-6
Troy State.....W.....	12-10
UAB (Away).....L.....	8-14
GEORGIA.....W.....	3-2
GEORGIA.....W.....	4-3
St. Joseph's.....W.....	17-4
Rollins.....W.....	7-5
LaSalle.....W.....	16-7
Florida.....L.....	4-8
Florida.....L.....	2-9
Florida.....L.....	4-7
CUMBERLAND.....W.....	15-10
KENTUCKY.....L.....	5-8
KENTUCKY.....L.....	1-10
TENNESSEE STATE.....W.....	16-6
Belmont.....W.....	8-5
EVANSVILLE.....L.....	1-3
EVANSVILLE.....W.....	4-3
EVANSVILLE.....W.....	7-6
TENNESSEE STATE.....W.....	5-0
Western Kentucky.....L.....	6-7
TENNESSEE.....W.....	3-1
TENNESSEE.....W.....	6-4

TENNESSEE.....L.....	1-4
MIDDLE TENNESSEE.....W.....	9-4
Austin Peay.....W.....	8-3
Trevecca.....W.....	12-7
Georgia.....L.....	0-7
Georgia.....W.....	11-9
Georgia.....W.....	8-5
BELMONT.....W.....	16-5
Memphis.....W.....	8-5
FLORIDA.....L.....	1-4
FLORIDA.....L.....	6-17
FLORIDA.....W.....	10-9
LIPSCOMB.....L.....	4-12
Kentucky.....W.....	12-1
Kentucky.....W.....	4-1
Cumberland.....W.....	8-7
WESTERN KENTUCKY.....W.....	8-7
CLEMSON.....L.....	5-11
Middle Tennessee.....L.....	3-4
Tennessee.....L.....	1-7
Tennessee.....L.....	0-2

### 1985 (35-16, 10-13)

#### Coach: Roy Mewbourne

Southern Mississippi.....L.....	12-14
Southern Mississippi.....L.....	4-5
Southern Mississippi.....W.....	3-2
MIDDLE TENNESSEE.....W.....	19-6
CUMBERLAND.....W.....	10-1
Tennessee.....L.....	4-12
Tennessee.....L.....	2-9
Tennessee.....L.....	0-6
St. Joseph's.....W.....	10-0
Villanova.....L.....	3-5
Rollins.....W.....	6-0
Central Florida.....W.....	6-5
Tennessee Tech.....W.....	19-3
Cumberland.....W.....	12-5
KENTUCKY.....W.....	4-1
KENTUCKY.....W.....	8-7
KENTUCKY.....L.....	4-7
MEMPHIS.....W.....	11-5
Western Kentucky.....W.....	16-9
Florida.....L.....	2-3
Florida.....L.....	4-5
Florida.....L.....	5-21
WESTERN KENTUCKY.....W.....	8-3
LIPSCOMB.....W.....	19-16
GEORGIA.....L.....	5-9
GEORGIA.....L.....	2-3
GEORGIA.....L.....	4-11
Belmont.....W.....	21-0
TENNESSEE STATE.....W.....	7-3
ST. MARY'S.....W.....	10-9
TENNESSEE.....W.....	3-1
TENNESSEE.....W.....	5-0
TENNESSEE.....W.....	7-2
Murray State.....W.....	12-7
Tennessee State.....W.....	12-8
MISSISSIPPI.....W.....	8-2
MISSISSIPPI.....W.....	16-2
Evansville.....W.....	8-2
Evansville.....W.....	10-0
Kentucky.....W.....	5-3
Kentucky.....L.....	2-17
Kentucky.....L.....	2-4
Lipscomb.....W.....	16-4
BELMONT.....W.....	11-3
FLORIDA.....W.....	4-0
FLORIDA.....W.....	6-1
Middle Tennessee.....W.....	7-4
AUSTIN PEAY.....W.....	3-0
Georgia.....L.....	5-9
Georgia.....W.....	6-4
Georgia.....W.....	15-4

## Season-by-Season Results

### 1986 (25-29, 9-18)

#### Coach: Roy Mewbourne

William Carey.....W.....	6-4
So. Mississippi.....L.....	1-2
MIDDLE TENNESSEE.....W.....	10-5
TREVECCA.....L.....	3-8
Clemson.....L.....	2-12
Clemson.....W.....	6-3
Rollins.....L.....	3-10
St. Joseph's.....W.....	31-8
Mississippi.....L.....	3-6
Mississippi.....L.....	0-2
Mississippi.....L.....	1-12
TENNESSEE WESLEYAN.....W.....	12-5
CUMBERLAND.....W.....	4-1
GEORGIA.....W.....	9-0
GEORGIA.....L.....	3-12
GEORGIA.....L.....	7-12
EVANSVILLE.....L.....	8-11
EVANSVILLE.....L.....	10-13
EVANSVILLE.....W.....	10-0
Mississippi State.....L.....	2-9
Mississippi State.....W.....	4-1
Mississippi State.....W.....	8-4
BIRMINGHAM SOUTHERN.....W.....	9-7
Trevecca.....W.....	11-9
AUBURN.....L.....	7-11
AUBURN.....L.....	10-12
AUBURN.....W.....	11-7
Western Kentucky.....W.....	6-3
Lipscomb.....L.....	2-8
TENNESSEE STATE.....W.....	21-6
Kentucky.....L.....	2-4
Kentucky.....L.....	2-6
Kentucky.....L.....	8-10
MURRAY STATE.....W.....	8-6
LIPSCOMB.....W.....	8-2
ALABAMA.....W.....	9-3
ALABAMA.....W.....	9-4
ALABAMA.....W.....	8-7
SOUTHERN MISSISSIPPI.....L.....	3-7
SOUTHERN MISSISSIPPI.....L.....	3-5
Memphis State.....L.....	1-9
Tennessee.....W.....	9-6
Tennessee.....L.....	1-6
Tennessee.....L.....	2-11
BELMONT.....W.....	12-0
Tennessee State.....L.....	7-8
LSU (Home).....L.....	4-14
LSU (Home).....L.....	5-7
LSU (Home).....W.....	6-4
WESTERN KENTUCKY.....W.....	13-8
AUSTIN PEAY.....W.....	8-4
Florida.....L.....	2-4
Florida.....L.....	2-3
Florida.....L.....	0-11

### 1987 (27-25, 7-20)

#### Coach: Roy Mewbourne

Faulkner.....W.....	11-10
Faulkner.....W.....	13-2
MIDDLE TENNESSEE.....W.....	11-2
TREVECCA.....W.....	11-2
Penn State.....W.....	5-4
Rollins.....W.....	12-7
Eastern Michigan.....W.....	6-1
TENNESSEE TEMP.....W.....	14-1
BELMONT.....W.....	12-3
INDIANA STATE.....L.....	7-10
MISSISSIPPI.....L.....	3-5
MISSISSIPPI.....W.....	10-11

4-3		
MISSISSIPPI.....	W.....	8-7
MEMPHIS STATE.....	W.....	12-10
CUMBERLAND.....	W.....	11-7
Georgia.....	L.....	3-4
Georgia.....	W.....	14-9
Georgia.....	L.....	6-8
MURRAY STATE.....	L.....	7-9
MISSISSIPPI STATE.....	W.....	7-5
MISSISSIPPI STATE.....	L.....	3-9
MISSISSIPPI STATE.....	W.....	14-13
Evansville.....	L.....	1-8
Evansville.....	L.....	7-8
Auburn.....	L.....	2-3
Auburn.....	L.....	4-8
Auburn.....	L.....	7-14
Western Kentucky.....	W.....	11-5
Lipscomb.....	W.....	6-5
KENTUCKY.....	L.....	6-9
KENTUCKY.....	L.....	3-11
KENTUCKY.....	L.....	1-5
S.C. SPARTANBURG.....	W.....	14-3
Alabama.....	L.....	4-5
Alabama.....	L.....	3-9
Alabama.....	L.....	2-10
WESTERN KENTUCKY.....	W.....	6-0
LIPSCOMB.....	W.....	8-6
TENNESSEE STATE.....	W.....	20-7
TENNESSEE.....	L.....	3-6
TENNESSEE.....	L.....	1-4
TENNESSEE.....	W.....	10-5
AUSTIN PEAY.....	W.....	12-11
TENNESSEE TECH.....	L.....	14-9
LSU (Away).....	L.....	0-1
LSU (Away).....	W.....	4-2
LSU (Away).....	L.....	8-11
Middle Tennessee.....	W.....	8-3
FLORIDA.....	L.....	5-11
FLORIDA.....	L.....	2-9
FLORIDA.....	L.....	6-8

### 1988 (30-23, 11-16)

#### Coach: Roy Mewbourne

TREVECCA.....L.....	5-6
Memphis State.....L.....	6-7
Samford.....W.....	7-3
UAB (Away).....W.....	4-3
TENNESSEE TECH.....W.....	8-7
CUMBERLAND.....W.....	9-5
AUBURN.....W.....	2-0
AUBURN.....W.....	5-4
AUBURN.....L.....	3-10
Western Illinois.....W.....	9-3
Valparaiso.....W.....	14-6
Western Florida.....W.....	8-7
Southern Mississippi.....L.....	2-4
Southern Mississippi.....W.....	5-3
EVANSVILLE.....L.....	5-6
EVANSVILLE.....L.....	3-4
Mississippi.....L.....	2-4
Mississippi.....W.....	5-4
Mississippi.....W.....	8-7
CINCINNATI.....W.....	11-5
CINCINNATI.....W.....	7-6
GEORGIA.....L.....	5-10
GEORGIA.....L.....	4-11
GEORGIA.....W.....	9-8
SAMFORD.....W.....	18-9
Lipscomb.....W.....	10-2
Mississippi State.....L.....	0-4
Mississippi State.....L.....	7-8
Mississippi State.....W.....	18-9
WESTERN KENTUCKY.....W.....	6-5
UAB (Home).....W.....	14-5
Kentucky.....L.....	3-7
Kentucky.....L.....	10-12

Kentucky.....L.....	4-6
MURRAY STATE.....W.....	9-1
Western Kentucky.....W.....	10-6
ALABAMA.....W.....	8-4
ALABAMA.....L.....	3-4
ALABAMA.....W.....	27-8
CUMBERLAND.....W.....	13-8
Middle Tennessee.....L.....	8-9
Tennessee.....L.....	1-4
Tennessee.....W.....	9-0
Tennessee.....L.....	9-10
Austin Peay.....W.....	4-3
LIPSCOMB.....L.....	2-4
LSU (Home).....W.....	5-4
LSU (Home).....W.....	3-2
LSU (Home).....L.....	1-5
MIDDLE TENNESSEE.....W.....	12-11
Florida.....L.....	1-3
Florida.....L.....	0-1
Florida.....L.....	7-8

### 1989 (31-21-2, 11-15-1)

#### Coach: Roy Mewbourne

Faulkner.....W.....	12-1
Faulkner.....L.....	6-7
UAB (Away).....W.....	7-5
TENNESSEE TECH.....W.....	5-2
CUMBERLAND.....W.....	6-5
Auburn.....W.....	6-1
Auburn.....L.....	1-3
Auburn.....L.....	5-8
Oklahoma.....L.....	2-5
Notre Dame.....W.....	11-2
Columbia.....W.....	12-3
Indiana.....L.....	7-10
BELMONT.....W.....	13-7
SOUTHEAST MISSOURI.....W.....	21-7
VALPARAISO.....W.....	8-5
MISSISSIPPI.....W.....	9-8
MISSISSIPPI.....W.....	3-1
MISSISSIPPI.....T.....	9-9
Austin Peay.....W.....	7-6
Austin Peay.....T.....	7-7
Georgia.....L.....	0-8
Georgia.....L.....	2-3
Georgia.....W.....	9-5
TENNESSEE STATE.....W.....	9-5
TREVECCA.....L.....	7-8
MISSISSIPPI STATE.....W.....	19-4
MISSISSIPPI STATE.....L.....	5-8
MISSISSIPPI STATE.....L.....	8-10
Evansville.....W.....	8-4
Evansville.....W.....	4-0
KENTUCKY.....L.....	5-9
KENTUCKY.....W.....	4-1
KENTUCKY.....W.....	5-1
WESTERN KENTUCKY.....W.....	5-4
Belmont.....W.....	16-2
UAB (Home).....W.....	12-2
Alabama.....W.....	8-7
Alabama.....L.....	3-6
Alabama.....L.....	3-5
LIPSCOMB.....W.....	20-6
Western Kentucky.....W.....	9-7
MURRAY STATE.....W.....	17-7
TENNESSEE.....W.....	10-7
TENNESSEE.....W.....	7-6
TENNESSEE.....W.....	8-7
Middle Tennessee.....L.....	3-12
MEMPHIS.....W.....	16-5
LSU (Away).....L.....	4-8
LSU (Away).....L.....	10-12
LSU (Away).....W.....	9-2
MIDDLE TENNESSEE.....L.....	3-5
FLORIDA.....L.....	4-8
FLORIDA.....L.....	7-14

FLORIDA.....L.....	3-9
--------------------	-----

### 1990 (28-30, 12-13)

#### Coach: Roy Mewbourne

TREVECCA.....W.....	8-0
Armstrong State.....L.....	1-10
Army.....W.....	7-3
Louisville.....W.....	8-7
AUSTIN PEAY.....L.....	7-10
MURRAY STATE.....W.....	5-1
Rice.....L.....	3-4
New York Tech.....W.....	11-2
Rice.....L.....	0-5
Houston.....L.....	4-12
Memphis.....L.....	2-12
VALPARAISO.....W.....	21-9
TENNESSEE.....W.....	8-7
TENNESSEE.....L.....	4-5
TENNESSEE.....L.....	9-11
CINCINNATI.....W.....	10-3
CINCINNATI.....W.....	13-5
Florida.....L.....	5-7
Florida.....W.....	10-8
Florida.....L.....	9-13
SAMFORD.....L.....	4-16
Western Kentucky.....L.....	7-9
INDIANA STATE.....L.....	8-13
GEORGIA.....W.....	5-1
GEORGIA.....W.....	7-2
GEORGIA.....L.....	11-12
WESTERN KENTUCKY.....L.....	7-9
Austin Peay.....L.....	12-15
Kentucky.....L.....	2-14
Kentucky.....W.....	4-3
Kentucky.....W.....	6-2
Middle Tennessee.....L.....	6-9
UAB (Home).....L.....	4-6
AUBURN.....L.....	5-15
AUBURN.....W.....	8-2
EVANSVILLE.....L.....	1-13
EVANSVILLE.....W.....	4-2
Tennessee State.....W.....	5-1
Mississippi State.....W.....	4-2
Mississippi State.....L.....	6-8
Mississippi State.....L.....	4-12
MIDDLE TENNESSEE.....L.....	2-8
Lipscomb.....W.....	10-6
TENNESSEE STATE.....W.....	11-7
Mississippi.....W.....	6-5
Mississippi.....W.....	2-0
Mississippi.....L.....	3-6
LSU (Home).....L.....	5-7
LSU (Home).....W.....	4-3
LSU (Home).....L.....	3-7
Murray State.....W.....	15-11
UAB (Away).....W.....	1-0
Alabama.....L.....	1-11
Alabama.....W.....	6-2
Georgia*.....W.....	6-3
Auburn*.....W.....	4-3
LSU*.....L.....	5-13
Mississippi State*.....L.....	9-17

\* SEC Tournament

### 1991 (29-27, 8-19)

#### Coach: Roy Mewbourne

Samford.....L.....	3-7
The Citadel.....W.....	8-1
Wake Forest.....W.....	7-6
Armstrong State.....L.....	2-6
AUSTIN PEAY.....W.....	7-4
TENNESSEE STATE.....W.....	24-9
ANDERSON.....W.....	15-6



## Season-by-Season Results

ST. JOSEPH'S .....	W .....	4-1
BOSTON COLLEGE .....	W .....	23-13
Rollins .....	L .....	0-1
VALPARAISO .....	W .....	24-0
BELMONT .....	W .....	14-1
Tennessee .....	L .....	5-12
Tennessee .....	L .....	3-5
Tennessee .....	W .....	12-9
Tennessee State .....	L .....	0-9
BUTLER .....	W .....	9-0
BUTLER .....	W .....	6-5
BUTLER .....	W .....	11-5
FLORIDA .....	L .....	8-15
FLORIDA .....	L .....	2-8
FLORIDA .....	W .....	5-4
WESTERN KENTUCKY .....	L .....	7-11
SAMFORD .....	W .....	15-2
TREVECCA .....	W .....	11-3
Georgia .....	L .....	3-8
Georgia .....	L .....	1-2
Georgia .....	L .....	6-7
Lipscomb .....	W .....	11-3
Western Kentucky .....	L .....	2-6
KENTUCKY .....	W .....	9-7
KENTUCKY .....	W .....	8-4
KENTUCKY .....	L .....	4-10
Middle Tennessee .....	W .....	9-6
UAB (Home) .....	W .....	6-2
Auburn .....	W .....	9-7
Auburn .....	L .....	1-3
Auburn .....	L .....	5-6
LIPSCOMB .....	L .....	7-10
Evansville .....	L .....	3-10
Evansville .....	W .....	2-0
MISSISSIPPI STATE .....	L .....	3-8
MISSISSIPPI STATE .....	L .....	3-8
MISSISSIPPI STATE .....	L .....	2-7
Austin Peay .....	W .....	19-5
MIDDLE TENNESSEE .....	W .....	22-4
MISSISSIPPI .....	L .....	3-10
MISSISSIPPI .....	L .....	4-12
MISSISSIPPI .....	W .....	8-3
TENNESSEE TECH .....	W .....	6-5
LSU (Away) .....	L .....	5-21
LSU (Away) .....	L .....	5-8
LSU (Away) .....	W .....	11-6
UAB (Away) .....	L .....	2-7
ALABAMA .....	W .....	7-6
ALABAMA .....	L .....	4-11
ALABAMA .....	L .....	5-9

### 1992 (29-24-1, 11-12)

#### Coach: Roy Mewbourne

Samford .....	W .....	9-6
UAB (Away) .....	L .....	6-7
TREVECCA .....	W .....	14-4
South Carolina State .....	W .....	14-5
Armstrong State .....	L .....	3-9
The Citadel .....	L .....	1-3
Eastern Kentucky .....	L .....	1-4
Ball State .....	W .....	11-10
Mercer .....	W .....	14-1
CENTRAL FLORIDA .....	L .....	5-9
ROLLINS .....	L .....	5-10
INDIANA STATE .....	W .....	3-1
VALPARAISO .....	W .....	14-9
BUTLER .....	W .....	6-1
BUTLER .....	W .....	10-6
UAB (HOME) .....	W .....	9-6
Western Kentucky .....	L .....	3-6
MISSISSIPPI .....	L .....	3-13
MISSISSIPPI .....	W .....	4-3
SAMFORD .....	W .....	12-10
AUSTIN PEAY .....	T .....	3-3
Alabama .....	L .....	5-6
Alabama .....	W .....	4-3

Alabama .....	W .....	19-16
WESTERN KENTUCKY .....	L .....	10-13
Memphis .....	L .....	2-9
Mississippi State .....	L .....	5-11
Mississippi State .....	L .....	6-10
Mississippi State .....	L .....	1-2
MIDDLE TENNESSEE .....	W .....	5-4
AUSTIN PEAY .....	L .....	6-9
FLORIDA .....	L .....	10-11
FLORIDA .....	W .....	5-4
FLORIDA .....	W .....	6-4
EVANSVILLE .....	W .....	15-1
EVANSVILLE .....	W .....	5-1
SOUTH CAROLINA .....	L .....	1-21
SOUTH CAROLINA .....	L .....	5-7
SOUTH CAROLINA .....	L .....	7-18
Middle Tennessee .....	W .....	4-2
LIPSCOMB .....	W .....	12-6
Georgia .....	W .....	8-6
Kentucky .....	W .....	6-4
Kentucky .....	L .....	2-13
TENNESSEE STATE .....	W .....	5-4
Tennessee .....	W .....	5-4
Tennessee .....	W .....	2-1
Tennessee .....	L .....	4-10
Austin Peay .....	W .....	11-8
GEORGIA .....	W .....	17-9
GEORGIA .....	W .....	2-1
GEORGIA .....	L .....	7-8
LSU* .....	L .....	2-7
South Carolina* .....	L .....	1-14

\* SEC Tournament

### 1993 (32-23-1, 11-15-1)

#### Coach: Roy Mewbourne

Samford .....	W .....	8-5
UAB (Away) .....	L .....	5-11
TREVECCA .....	W .....	10-3
Mercer .....	W .....	7-6
Mercer .....	W .....	15-3
Mercer .....	W .....	9-4
Hofstra .....	W .....	6-1
Central Florida .....	W .....	1-0
Rollins .....	W .....	10-4
St. Joseph's .....	W .....	4-3
LIPSCOMB .....	W .....	5-4
MURRAY STATE .....	W .....	10-6
MOREHEAD STATE .....	L .....	5-6
TENNESSEE-MARTIN .....	W .....	11-5
MOREHEAD STATE .....	W .....	5-3
MICHIGAN STATE .....	L .....	17-22
MICHIGAN STATE .....	L .....	1-5
MICHIGAN STATE .....	L .....	8-17
WESTERN KENTUCKY .....	W .....	17-3
Mississippi .....	L .....	1-2
Mississippi .....	W .....	4-3
Mississippi .....	W .....	11-8
Tennessee State .....	L .....	4-5
MEMPHIS .....	W .....	10-5
ALABAMA .....	L .....	4-6
ALABAMA .....	L .....	6-8
ALABAMA .....	W .....	7-5
SAMFORD .....	W .....	13-8
Austin Peay .....	L .....	4-12
MISSISSIPPI STATE .....	L .....	4-9
MISSISSIPPI STATE .....	W .....	10-8
MISSISSIPPI STATE .....	L .....	7-8
Florida .....	L .....	1-12
Florida .....	L .....	0-6
Florida .....	W .....	15-12
Middle Tennessee .....	W .....	10-4
South Carolina .....	L .....	1-6
South Carolina .....	L .....	0-4
South Carolina .....	W .....	8-7
MIDDLE TENNESSEE .....	W .....	6-4
KENTUCKY .....	L .....	5-11

KENTUCKY .....	L .....	8-24
KENTUCKY .....	T .....	4-4
TENNESSEE STATE .....	W .....	5-2
Murray State .....	W .....	8-4
TENNESSEE .....	W .....	9-8
TENNESSEE .....	L .....	0-6
TENNESSEE .....	L .....	6-12
AUSTIN PEAY .....	W .....	7-4
WESTERN KENTUCKY .....	L .....	10-11
Georgia .....	W .....	4-1
Georgia .....	W .....	7-2
Georgia .....	W .....	9-8
Tennessee* .....	L .....	4-7
South Carolina* .....	W .....	11-7
Tennessee* .....	L .....	5-11

\* SEC Tournament

### 1994 (28-30, 10-20)

#### Coach: Roy Mewbourne

EASTERN MICHIGAN .....	W .....	11-0
EASTERN MICHIGAN .....	L .....	5-6
Lipscomb .....	W .....	11-6
MURRAY STATE .....	W .....	6-4
VALPARAISO .....	W .....	15-3
TREVECCA .....	W .....	14-4
St. Bonaventure .....	W .....	14-1
Illinois-Chicago .....	L .....	6-7
Illinois-Chicago .....	W .....	13-4
Central Florida .....	W .....	7-3
St. Joseph's .....	W .....	12-0
MOREHEAD STATE .....	W .....	9-0
WEST VIRGINIA .....	W .....	10-1
WEST VIRGINIA .....	L .....	3-5
WEST VIRGINIA .....	L .....	1-10
BUTLER .....	W .....	4-0
LIPSCOMB .....	W .....	19-7
WESTERN KENTUCKY .....	W .....	7-0
LSU (Away) .....	L .....	4-10
LSU (Away) .....	L .....	7-16
LSU (Away) .....	L .....	3-4
Memphis .....	L .....	1-6
TENNESSEE TECH .....	L .....	2-4
ARKANSAS .....	L .....	0-6
ARKANSAS .....	L .....	7-12
ARKANSAS .....	L .....	5-7
Austin Peay .....	L .....	4-5
Auburn .....	L .....	3-5
Auburn .....	L .....	7-20
Auburn .....	L .....	3-10
EVANSVILLE .....	W .....	9-3
EVANSVILLE .....	W .....	9-8
FLORIDA .....	L .....	9-10
FLORIDA .....	L .....	5-6
FLORIDA .....	W .....	14-2
SAMFORD .....	W .....	12-4
SOUTH CAROLINA .....	L .....	6-8
SOUTH CAROLINA .....	L .....	6-16
SOUTH CAROLINA .....	L .....	7-9
Middle Tennessee .....	L .....	9-10
AUSTIN PEAY .....	L .....	5-9
Kentucky .....	W .....	4-3
Kentucky .....	W .....	10-5
Kentucky .....	L .....	10-11
Tennessee .....	L .....	2-8
Tennessee .....	L .....	1-9
Tennessee .....	L .....	6-10
UAB (Away) .....	L .....	12-13
Western Kentucky .....	W .....	9-1
GEORGIA .....	W .....	15-11
GEORGIA .....	W .....	8-7
GEORGIA .....	W .....	10-5
Tennessee* .....	L .....	12-20
Florida* .....	W .....	15-7
Kentucky* .....	W .....	15-6
Georgia* .....	W .....	6-1
Tennessee* .....	W .....	4-1

Tennessee* .....	L .....	3-6
------------------	---------	-----

\* SEC Tournament

### 1995 (26-30, 8-19)

#### Coach: Roy Mewbourne

UAB (Away) .....	L .....	2-6
SAMFORD .....	W .....	19-4
MURRAY STATE .....	W .....	18-4
Birmingham Southern .....	W .....	13-4
Samford .....	L .....	2-3
UAB (Away) .....	L .....	14-16
LIPSCOMB .....	W .....	9-2
MARSHALL .....	W .....	7-4
North Florida .....	L .....	0-2
Illinois-Chicago .....	L .....	0-5
Central Florida .....	L .....	5-9
Xavier .....	L .....	8-22
West Virginia .....	W .....	11-6
TREVECCA .....	W .....	9-5
EASTERN ILLINOIS .....	W .....	3-2
MOREHEAD STATE .....	L .....	1-3
MOREHEAD STATE .....	W .....	13-3
EAST TENNESSEE STATEW .....	W .....	7-2
EAST TENNESSEE STATEW .....	W .....	10-1
LSU (Home) .....	L .....	1-9
LSU (Home) .....	W .....	6-4
LSU (Home) .....	L .....	3-14
Austin Peay .....	W .....	9-4
MEMPHIS .....	L .....	3-5
Arkansas .....	L .....	7-10
Arkansas .....	L .....	5-15
Arkansas .....	W .....	7-6
MIDDLE TENNESSEE .....	W .....	2-1
AUBURN .....	L .....	3-15
AUBURN .....	L .....	12-13
AUBURN .....	L .....	5-11
Evansville .....	W .....	7-5
Florida .....	L .....	0-3
Florida .....	L .....	8-9
Florida .....	L .....	1-10
AUSTIN PEAY .....	W .....	4-2
South Carolina .....	L .....	3-4
South Carolina .....	L .....	2-9
South Carolina .....	W .....	3-0
Middle Tennessee .....	W .....	8-3
LOUISVILLE .....	W .....	13-0
KENTUCKY .....	L .....	5-9
KENTUCKY .....	W .....	8-2
KENTUCKY .....	L .....	5-8
TENNESSEE-MARTIN .....	L .....	9-11
TENNESSEE .....	W .....	7-6
TENNESSEE .....	L .....	5-8
TENNESSEE .....	L .....	3-16
Western Kentucky .....	L .....	6-7
WESTERN KENTUCKY .....	W .....	12-1
Georgia .....	W .....	11-6
Georgia .....	L .....	5-6
Tennessee* .....	W .....	9-4
Florida* .....	W .....	4-2
Kentucky* .....	L .....	6-9
Tennessee* .....	L .....	3-4

\* SEC Tournament

### 1996 (29-25, 14-16)

#### Coach: Roy Mewbourne

TREVECCA .....	W .....	9-5
----------------	---------	-----

MURRAY STATE .....	W .....	10-6
--------------------	---------	------

PURDUE .....	L .....	6-13
--------------	---------	------

PURDUE .....	W .....	10-6
--------------	---------	------

PURDUE .....	W .....	2-1
--------------	---------	-----

KENT .....	L .....	8-12
------------	---------	------

KENT .....	W .....	8-5
------------	---------	-----

KENT .....	L .....	6-7
------------	---------	-----

Tennessee Tech .....	L .....	2-4
----------------------	---------	-----

Xavier .....	L .....	2-3
--------------	---------	-----

North Florida .....	W .....	8-6
---------------------	---------	-----

## Season-by-Season Results

Central Florida.....	W.....	5-3
West Virginia.....	L.....	6-8
LSU (Home).....	L.....	0-15
LSU (Home).....	W.....	3-2
LSU (Home).....	L.....	4-14
WISCONSIN-MILWAUKEE.....	.....	8-1
Arkansas.....	W.....	5-2
Arkansas.....	L.....	3-6
Arkansas.....	L.....	11-16
Mississippi.....	L.....	1-4
Mississippi.....	W.....	8-6
Mississippi.....	W.....	6-2
ALABAMA.....	W.....	5-0
ALABAMA.....	L.....	13-14
ALABAMA.....	L.....	11-14
Western Kentucky.....	L.....	2-3
Mississippi State.....	L.....	4-8
Mississippi State.....	W.....	6-4
Mississippi State.....	L.....	3-9
Middle Tennessee.....	W.....	5-2
AUSTIN PEAY.....	L.....	4-5
Florida.....	W.....	8-6
Florida.....	L.....	3-9
Florida.....	W.....	14-11
EVANSVILLE.....	W.....	9-3
EVANSVILLE.....	W.....	17-9
SOUTH CAROLINA.....	W.....	10-6
SOUTH CAROLINA.....	W.....	16-10
SOUTH CAROLINA.....	L.....	7-8
Western Kentucky.....	L.....	2-3
KENTUCKY.....	W.....	11-0
KENTUCKY.....	W.....	7-2
KENTUCKY.....	L.....	7-17
MIDDLE TENNESSEE.....	W.....	7-6
Tennessee.....	L.....	5-12
Tennessee.....	L.....	3-7
Tennessee.....	L.....	4-9
Memphis.....	W.....	9-6
GEORGIA.....	W.....	5-4
GEORGIA.....	L.....	4-5
GEORGIA.....	W.....	7-4
Mississippi State*.....	L.....	5-8

\* SEC Tournament

### 1997 (31-24, 14-16)\*

**Coach: Roy Mewbourne**

\* Vanderbilt forfeited 30 games due to an ineligible player.

TREVECCA.....	W.....	8-0
UAB (Home).....	W.....	6-5
SAMFORD.....	W.....	7-4
TENNESSEE-MARTIN.....	W.....	8-3
INDIANA.....	L.....	6-7
INDIANA.....	W.....	17-5
IUPUI.....	W.....	19-1
vs. Central Florida.....	L.....	2-9
vs. South Alabama.....	L.....	2-6
vs. Troy State.....	W.....	7-5
UAB (Away).....	W.....	14-2
Samford.....	W.....	7-6
LSU (Away).....	L.....	5-19
LSU (Away).....	L.....	7-8
LSU (Away).....	L.....	3-7
JACKSONVILLE STATE.....	L.....	4-6
ARKANSAS.....	L.....	4-13
ARKANSAS.....	W.....	13-10
ARKANSAS.....	L.....	5-18
MURRAY STATE.....	L.....	8-9
MISSISSIPPI.....	W.....	15-5
MISSISSIPPI.....	W.....	13-6
MISSISSIPPI.....	W.....	8-6
WESTERN KENTUCKY.....	W.....	10-5
Alabama.....	L.....	2-8
Alabama.....	L.....	3-6
Alabama.....	L.....	2-14
Evansville.....	L.....	8-12

Evansville.....	L.....	4-5
MISSISSIPPI STATE.....	L.....	5-15
MISSISSIPPI STATE.....	L.....	13-25
MISSISSIPPI STATE.....	W.....	7-6
Austin Peay.....	W.....	11-5
Western Kentucky.....	W.....	16-6
FLORIDA.....	W.....	12-7
FLORIDA.....	W.....	14-9
FLORIDA.....	W.....	12-6
AUSTIN PEAY.....	W.....	11-5
LIPSCOMB.....	W.....	10-5
South Carolina.....	W.....	15-9
South Carolina.....	L.....	5-7
South Carolina.....	L.....	9-10
TENNESSEE.....	L.....	2-11
TENNESSEE.....	W.....	10-9
TENNESSEE.....	W.....	12-9
MIDDLE TENNESSEE.....	W.....	5-4
MIDDLE TENNESSEE.....	W.....	10-9
Kentucky.....	W.....	11-10
Kentucky.....	W.....	7-4
Kentucky.....	L.....	2-3
Memphis.....	L.....	4-6
Murray State.....	W.....	15-3
Georgia.....	L.....	5-9
Georgia.....	W.....	6-2
Georgia.....	L.....	2-5

### 1998 (25-28, 6-24)

**Coach: Roy Mewbourne**

LIPSCOMB.....	W.....	12-4
BELMONT.....	W.....	11-0
UAB (Away).....	W.....	11-8
UAB (Home).....	W.....	1-0
INDIANA.....	W.....	8-7
INDIANA.....	W.....	6-5
SAMFORD.....	W.....	14-5
KENT STATE.....	W.....	4-1
KENT STATE.....	W.....	9-3
KENT STATE.....	W.....	13-8
Samford.....	L.....	5-7
TENNESSEE TECH.....	W.....	21-15
KENTUCKY.....	W.....	14-2
KENTUCKY.....	W.....	7-5
KENTUCKY.....	L.....	9-13
VALPARAISO.....	W.....	16-7
Arkansas.....	L.....	3-5
Arkansas.....	L.....	4-10
Arkansas.....	W.....	9-4
YALE.....	W.....	4-0
Florida.....	L.....	1-12
Florida.....	L.....	1-8
Florida.....	L.....	1-6
Tennessee Tech.....	L.....	11-12
MURRAY STATE.....	W.....	14-13
GEORGIA.....	L.....	9-11
GEORGIA.....	L.....	15-18
GEORGIA.....	L.....	3-8
Middle Tennessee.....	W.....	13-10
Auburn.....	L.....	1-12
Auburn.....	L.....	6-8
Auburn.....	L.....	3-8
WESTERN KENTUCKY.....	W.....	14-7
LSU (Home).....	L.....	3-5
LSU (Home).....	L.....	4-6
LSU (Home).....	W.....	8-7
EVANSVILLE.....	W.....	9-6
EVANSVILLE.....	W.....	21-11
Mississippi.....	W.....	11-9
Mississippi.....	L.....	2-3
Mississippi.....	L.....	1-5
Western Kentucky.....	L.....	10-13
SOUTH CAROLINA.....	L.....	4-20
SOUTH CAROLINA.....	L.....	3-4
SOUTH CAROLINA.....	L.....	5-14
MIDDLE TENNESSEE.....	W.....	12-6

ALABAMA.....	L.....	2-15
ALABAMA.....	W.....	11-6
ALABAMA.....	L.....	8-9
Austin Peay.....	L.....	8-9
Tennessee.....	L.....	6-12
Tennessee.....	L.....	10-11
Tennessee.....	L.....	6-14

### 1999 (22-33, 8-22)

**Coach: Roy Mewbourne**

TENNESSEE-MARTIN.....	W.....	3-2
BELMONT.....	L.....	1-2
UAB (Home).....	W.....	13-2
vs. Baylor.....	L.....	4-10
Houston.....	L.....	3-4
vs. Oklahoma.....	W.....	7-2
TENNESSEE TECH.....	W.....	11-6
PURDUE.....	W.....	13-5
PURDUE.....	W.....	11-6
PURDUE.....	W.....	10-7
BELMONT.....	W.....	7-6
vs. West Virginia.....	W.....	9-2
vs. Northwestern.....	L.....	6-7
vs. Wake Forest.....	L.....	2-3
UAB (Away).....	L.....	7-12
Kentucky.....	W.....	3-2
Kentucky.....	W.....	9-4
Kentucky.....	L.....	1-4
ROCKHURST.....	L.....	5-8
AUBURN.....	L.....	2-4
AUBURN.....	L.....	5-6
AUBURN.....	L.....	2-8
Tennessee Tech.....	W.....	12-8
Western Kentucky.....	W.....	7-4
South Carolina.....	L.....	8-15
South Carolina.....	L.....	2-12
South Carolina.....	L.....	2-3
MISSISSIPPI.....	L.....	6-7
MISSISSIPPI.....	L.....	5-13
MISSISSIPPI.....	W.....	11-8
Evansville.....	L.....	9-10
Evansville.....	W.....	11-2
LSU (Away).....	W.....	11-2
LSU (Away).....	L.....	2-10
LSU (Away).....	L.....	2-9
MEMPHIS.....	L.....	4-6
Middle Tennessee.....	W.....	5-3
ARKANSAS.....	W.....	6-5
ARKANSAS.....	L.....	2-5
ARKANSAS.....	L.....	7-10
MIDDLE TENNESSEE.....	L.....	9-12
Austin Peay.....	L.....	6-9
Georgia.....	W.....	14-5
Georgia.....	L.....	1-9
Georgia.....	L.....	10-11
FLORIDA.....	L.....	4-5
FLORIDA.....	L.....	6-17
FLORIDA.....	L.....	7-10
AUSTIN PEAY.....	W.....	7-6
Alabama.....	L.....	3-9
Alabama.....	L.....	13-22
Alabama.....	L.....	5-14
TENNESSEE.....	W.....	5-3
TENNESSEE.....	L.....	4-12
TENNESSEE.....	W.....	9-8

## Season-by-Season Results

2000 (21-33, 5-24)			2001 (24-31, 9-21)			2002 (24-27, 7-21)		
COACH ROY MEWBORNE			COACH ROY MEWBORNE			COACH ROY MEWBORNE		
2/15	Belmont	L 4-7	2/10	Belmont	W 5-3	2/12	TENNESSEE TECH	W 6-4
2/18	Purdue	W 6-2 (6 inn)	2/11	UT-Martin	W 5-0	2/16	WEST VIRGINIA	W 7-6
2/19	Purdue	L 1-4	2/18	Birmingham Southern	L 3-7	2/17	WEST VIRGINIA	W 10-5
2/20	Purdue	L 3-4	2/21	UAB	W 4-3	2/20	LIPSCOMB	W 6-3
2/22	UAB	W 6-4	2/24	Bradley	L 4-6	2/22	at Louisville	L 1-6
2/25	Louisville	W 18-5	2/24	Bradley	W 14-3 (7 inn)	2/23	at Louisville	L 3-12
2/26	Louisville	W 6-5 (10 inn)	2/25	Bradley	W 10-9	2/24	at Louisville	W 6-5
2/27	Louisville	W 9-5	2/27	at Belmont	W 7-1	3/1	@ UCONN	W 11-5
2/29	Samford	L 7-13	2/28	Tennessee Tech	W 10-3	3/2	@ IOWA	W 2-1
3/3	# at Troy State	W 8-5	3/2	^ vs. St. John's	W 7-2 (10 inn)	3/5	^ vs. Campbell	W 7-3
3/4	# vs. UCONN	W 8-2	3/4	^ vs. Purdue	W 19-2	3/7	at Central Florida	W 7-2
3/5	# at Troy State	W 16-11	3/4	^ vs. Troy State	W 3-1	3/8	at Central Florida	L 3-4 (11 inn)
3/7	at Samford	L 2-3 (10 inn)	3/6	at UAB	L 1-6	3/9	# vs. Temple	W 10-6
3/8	at UAB	L 2-12	3/7	at Samford	L 2-3	3/13	BELMONT	W 10-7
3/11	at Mississippi State	L 5-7	3/9	* at Alabama	W 12-4	3/15	* at LSU	L 0-6
3/11	at Mississippi State	L 7-10	3/10	* at Alabama	L 4-16	3/16	* at LSU	W 9-2
3/12	at Mississippi State	L 0-8	3/11	* at Alabama	W 7-6 (10 inn)	3/17	* at LSU	W 8-7
3/14	YALE	W 22-5	3/14	at Tennessee Tech	W 9-7	3/22	* GEORGIA	L 4-14
3/15	VALPARAISO	W 12-1	3/16	* Mississippi State	W 4-3	3/23	* GEORGIA	L 7-9
3/17	LSU	L 0-6	3/17	* Mississippi State	L 2-7	3/24	* GEORGIA	L 3-11
3/18	LSU	L 4-17	3/18	* Mississippi State	W 3-2	3/27	at Tennessee Tech	L 7-12
3/21	at Memphis	L 1-5	3/21	Samford	L 1-9	3/30	* ARKANSAS	W 4-3
3/24	at Ole Miss	L 0-4	3/23	* at South Carolina	L 1-4	4/3	at Western Kentucky	L 6-13
3/25	at Ole Miss	L 5-7	3/24	* at South Carolina	L 1-7	4/5	* at Ole Miss	L 0-9
3/26	at Ole Miss	W 3-2	3/25	* at South Carolina	L 1-13	4/6	* at Ole Miss	L 1-6
3/28	at Belmont	W 21-5	3/27	at Austin Peay	L 5-7	4/7	* at Ole Miss	L 9-10 (10 inn)
3/29	at Austin Peay	W 5-3 (8 inn)	3/28	Western Kentucky	W 6-5	4/9	at Austin Peay	W 6-5
3/31	at Florida	W 7-4	3/30	* Florida	L 6-9 (10 inn)	4/12	* SOUTH CAROLINA	L 5-7
4/1	at Florida	L 2-5	3/31	* Florida	L 0-1	4/13	* SOUTH CAROLINA	L 1-10
4/2	at Florida	L 6-10	4/1	* Florida	L 5-9	4/14	* SOUTH CAROLINA	L 13-20
4/4	Austin Peay	L 10-13	4/4	at Middle Tennessee	L 3-19	4/16	EVANSVILLE	W 5-4
4/5	Western Kentucky	W 9-3	4/6	* Auburn	L 2-12	4/17	EVANSVILLE	W 14-3 (5 inn)
4/7	Georgia	L 7-15	4/7	* Auburn	L 11-18	4/19	* at Florida	L 7-13
4/8	Georgia	W 10-7	4/8	* Auburn	W 8-6	4/20	* at Florida	L 7-8
4/9	Georgia	W 14-13	4/10	at Evansville	L 4-22	4/21	* at Florida	L 3-7
4/12	Evansville	W 10-3	4/11	at Evansville	L 3-10	4/23	MIDDLE TENNESSEE	W 5-2
4/14	South Carolina	L 5-14	4/13	* at Kentucky	L 4-6	4/26	* MISSISSIPPI STATE	L 4-6
4/15	South Carolina	L 1-2	4/14	* at Kentucky	W 10-8	4/27	* MISSISSIPPI STATE	L 4-12
4/16	South Carolina	L 3-7	4/15	* at Kentucky	L 1-7	4/28	* MISSISSIPPI STATE	W 4-0
4/18	at Middle Tennessee	L 8-9	4/18	Memphis	W 10-6	5/1	AUSTIN PEAY	L 0-5
4/21	at Auburn	L 1-5	4/20	* at LSU	W 7-5	5/3	* at Auburn	L 5-6
4/22	at Auburn	W 9-8	4/21	* at LSU	L 2-7	5/4	* at Auburn	L 5-6
4/23	at Auburn	L 8-10	4/22	* at LSU	L 2-18	5/5	* at Auburn	L 6-7 (10 inn)
4/25	Western Kentucky	W 16-10	4/24	Treveca	W 6-5	5/7	WESTERN KENTUCKY	W 10-9
4/28	Alabama	L 2-11	4/27	* Ole Miss	L 6-17	5/10	* KENTUCKY	W 3-1
4/29	Alabama	L 4-10	4/28	* Ole Miss	L 8-9	5/11	* KENTUCKY	L 7-19
4/30	Alabama	L 4-14	4/29	* Ole Miss	W 7-3	5/12	* KENTUCKY	W 17-4
5/2	Middle Tennessee	W 9-4	5/1	Austin Peay	L 3-9	5/14	at Middle Tennessee	W 4-3 (10 inn)
5/5	at Tennessee	L 4-6	5/4	* at Georgia	L 4-5	5/17	* at Tennessee	L 4-5 (12 inn)
5/6	at Tennessee	L 5-15	5/5	* at Georgia	L 5-6 (13 inn)	5/18	* at Tennessee	W 7-5
5/7	at Tennessee	L 1-3	5/6	* at Georgia	L 6-7	5/19	* at Tennessee	L 9-10
5/12	Kentucky	L 5-9	5/9	Middle Tennessee	W 9-8			
5/13	Kentucky	L 3-7	5/11	* Tennessee	W 12-8			
5/14	Kentucky	L 1-11	5/12	* Tennessee	L 8-11 (10 inn)			
			5/13	* Tennessee	L 3-5 (11 inn)			

# Troy State Classic (Troy, Ala.)

\* SEC

^ Wiregrass Baseball Classic (Dothan, Ala.)

\* SEC

@ Music City Classic (Hawkins Field)

^ Jacksonville, Fla. # Orlando, Fla.

\* SEC

## Season-by-Season Results

2003 (27-28, 14-16) COACH TIM CORBIN					2004 (45-19, 16-14) COACH TIM CORBIN NCAA REGIONAL CHAMPIONS NCAA SUPER REGIONAL					2005 (34-21, 13-17) COACH TIM CORBIN				
2/14	#	vs. Old Dominion	L	0-2	2/20	SOUTHERN ILLINOIS	W	12-6		2/18	VMI	W	4-3	
2/15	#	vs. The Citadel	W	4-3	2/21	SOUTHERN ILLINOIS	W	10-8		2/19	VMI	W	5-2	
2/18		ETSU	W	5-4	2/22	SOUTHERN ILLINOIS	W	15-0		2/23	UT-MARTIN	W	12-5	
2/21		CINCINNATI	W	5-4	2/24	LIPSCOMB	W	7-0		2/25	@ BOSTON COLLEGE	W	6-5	
2/23		CINCINNATI	W	3-1	2/27	@ MARYLAND	W	8-0		2/26	@ ILLINOIS STATE	W	2-1	
2/23		CINCINNATI	L	2-7	2/28	@ ARKANSAS STATE	W	12-2		2/27	@ CONNECTICUT	W	3-0	
2/26		BELMONT	L	0-1	3/3	WESTERN KENTUCKY	L	9-10		3/2	at Lipscomb	W	9-3	
2/27		TREVECCA	W	4-0	3/6	CINCINNATI	W	8-2		3/4	BALL STATE	W	6-2	
2/28		RUTGERS	W	3-2 (12 inn)	3/7	CINCINNATI	W	11-2		3/5	BALL STATE	W	7-1	
3/1		KENT STATE	L	4-6	3/10	at Austin Peay	W	7-4		3/6	BALL STATE	W	4-0	
3/2		#17 KANSAS	L	2-4	3/12	at Baylor	L	0-12		3/7	OAKLAND	W	8-3	
3/5	^	vs. Central Michigan	W	19-2	3/13	at Baylor	W	1-0		3/8	LIPSCOMB	W	11-1	
3/5		at Jacksonville	W	5-2 (11 inn)	3/14	at Baylor	W	11-7		3/11	BAYLOR	L	4-9 (13 inn)	
3/7	^	Michigan State	W	5-4	3/16	UT-MARTIN	W	6-5		3/12	BAYLOR	L	5-16	
3/8	^	vs. #17 Notre Dame	L	1-3 (10 inn)	3/19	* at Ole Miss	L	4-5		3/13	BAYLOR	L	1-4	
3/11		LIPSCOMB	W	6-5	3/20	* at Ole Miss	L	5-6		3/16	MURRAY STATE	W	5-2	
3/14	*	at #10 Mississippi State	L	4-5 (13 inn)	3/21	* at Ole Miss	L	1-3		3/18	* at Mississippi State	W	10-3	
3/15	*	at #10 Mississippi State	W	4-3	3/23	MOREHEAD STATE	W	9-4		3/19	* at Mississippi State	L	3-5	
3/16	*	at #10 Mississippi State	L	1-9	3/26	* GEORGIA	W	4-3		3/20	* at Mississippi State	L	1-5	
3/19		LIPSCOMB	W	5-2	3/27	* GEORGIA	W	8-4		3/23	TENNESSEE TECH	W	4-2	
3/21	*	OLE MISS	W	2-1(11 inn)	3/28	* GEORGIA	W	12-8		3/25	* ALABAMA	W	1-0	
3/22	*	OLE MISS	L	0-3	3/30	BELMONT	W	3-0		3/26	* ALABAMA	W	4-3 (13 inn)	
3/23	*	OLE MISS	L	1-3	3/31	AUSTIN PEAY	W	7-4		3/27	* ALABAMA	L	8-10	
3/28	*	at #10 South Carolina	L	0-2	4/2	* #6SOUTH CAROLINA	W	6-2		3/29	JACKSONVILLE STATE	W	14-5	
3/29	*	at #10 South Carolina	L	7-11(10 inn)	4/3	* #6SOUTH CAROLINA	L	3-6		4/1	* OLE MISS	L	2-6	
3/30	*	at #10 South Carolina	L	3-8	4/4	* #6SOUTH CAROLINA	L	4-10		4/2	* OLE MISS	W	7-4	
4/1		WESTERN KENTUCKY	L	4-11	4/6	at Evansville	W	10-7		4/3	* OLE MISS	W	7-2	
4/4	*	#13 FLORIDA	W	2-1	4/9	* at Alabama	W	6-5		4/8	* at Arkansas	L	5-6	
4/5	*	#13 FLORIDA	W	4-2	4/10	* at Alabama	L	1-3		4/9	* at Arkansas	L	4-5 (10 inn)	
4/6	*	#13 FLORIDA	W	4-1	4/11	* at Alabama	W	3-2		4/10	* at Arkansas	L	0-3	
4/8		at Evansville	L	7-12	4/14	EVANSVILLE	W	7-4		4/12	WESTERN KENTUCKY	W	9-6	
4/11	*	at #25 Arkansas	W	6-4	4/16	* #21ARKANSAS	L	3-6		4/15	* at South Carolina	W	11-3	
4/12	*	at #25 Arkansas	L	7-17	4/17	* #21ARKANSAS	L	4-9		4/16	* at South Carolina	W	2-1	
4/13	*	at #25 Arkansas	L	5-8	4/18	* #21ARKANSAS	W	14-8		4/17	* at South Carolina	L	4-7	
4/15		at Middle Tennessee	L	5-9	4/20	at Middle Tennessee	W	6-3		4/19	BELMONT	W	4-1	
4/18	*	#7 LSU	W	4-2	4/23	* #19Florida	L	3-5		4/20	at Western Kentucky	W	10-6	
4/19	*	#7 LSU	W	5-4 (10 inn)	4/24	* #19Florida	L	2-4		4/22	* TENNESSEE	L	4-8	
4/20	*	#7 LSU	L	2-9	4/25	* #19Florida	L	2-3 (10 inn)		4/23	* TENNESSEE	W	2-1	
4/22		AUSTIN PEAY	W	3-2 (11 inn)	4/27	at Lipscomb	W	12-1		4/24	* TENNESSEE	W	6-4	
4/25	*	#8 AUBURN	W	7-4	4/30	* MISSISSIPPI STATE	W	7-2		4/26	at Middle Tennessee	W	9-3	
4/26	*	#8 AUBURN	L	4-7	5/1	* MISSISSIPPI STATE	W	5-1		4/30	* LSU	W	9-4	
4/27	*	#8 AUBURN	W	3-0	5/2	* MISSISSIPPI STATE	W	5-4		4/30	* LSU	L	3-9	
5/2	*	at Georgia	L	2-4	5/7	* at #16Tennessee	L	3-5 (10 inn)		5/1	* LSU	L	0-3	
5/3	*	at Georgia	L	2-3	5/8	* at #16Tennessee	W	2-0		5/6	* at Georgia	L	3-4	
5/4	*	at Georgia	L	1-4	5/9	* at #16Tennessee	W	3-2		5/7	* at Georgia	W	6-5	
5/6		at Western Kentucky	W	4-0 PG	5/12	SAMFORD	W	8-0		5/8	* at Georgia	L	2-6	
5/9	*	at Kentucky	W	7-5	5/15	* #5 LSU	L	2-3		5/11	MIDDLE TENNESSEE	L	4-6	
5/10	*	at Kentucky	L	1-5	5/16	* #5 LSU	L	6-7 (10 inn)		5/13	* at Kentucky	W	8-0	
5/11	*	at Kentucky	L	5-6 (10 inn)	5/19	MIDDLE TENNESSEE	W	6-1		5/15	* at Kentucky	L	5-6 (7 inn)	
5/13		MIDDLE TENNESSEE	L	2-4	5/21	* KENTUCKY	W	9-1		5/17	at Ohio	W	13-4	
5/16	*	TENNESSEE	W	7-4	5/22	* KENTUCKY	W	8-6		5/18	at Ohio	W	3-0	
5/17	*	TENNESSEE	W	9-1	5/23	* KENTUCKY	W	11-5		5/20	* FLORIDA	L	4-5	
5/18	*	TENNESSEE	W	6-5	5/26	! vs. Georgia	W	6-0		5/21	* FLORIDA	L	1-2 (13 inn)	
5/22	!	vs. Auburn	L	1-3	5/27	! vs. Florida	W	3-0		5/22	* FLORIDA	L	3-6	
5/23	!	vs. South Carolina	L	2-3	5/29	! vs. Florida	W	6-5 (12 inn)						
					5/30	! vs. South Carolina	L	2-3						
					6/4	\$ vs. George Mason	W	7-3						
					6/5	\$ vs. Princeton	W	11-1						
					6/6	\$ at Virginia	W	7-3						
					6/11	+ at Texas	L	3-15						
					6/12	+ at Texas	L	2-10						
# ESPN Radio 1340 Shootout (Charleston, S.C.)					@ Music City Classic (Hawkins Field); ! SEC Tournament (Hoover, Ala.); \$ NCAA Regional (Charlottesville, Va.); + NCAA Super Regional (Austin, Texas) * SEC Game.					@ Music City Classic (Hawkins Field); * SEC Game.				
@ Music City Classic (Hawkins Field)														
^ Kennel Club Classic (Jacksonville, Fla.)														
! SEC Tournament (Birmingham, Ala.)														
* SEC														



# Season-by-Season Results

## 2006 (38-27, 16-14) COACH TIM CORBIN NCAA REGIONAL

2/17	#	vs. San Diego	L	0-10
2/18	#	at USC	W	6-2
2/19	#	vs. Kansas	L	2-5 (11 inn)
2/22		Tennessee Tech	W	9-5
2/24	@	Pittsburgh	W	2-1 (12 inn)
2/25	@	Kent State	L	1-2
2/26	@	Kansas	L	3-4
2/28		Murray State	W	7-1
3/3		Ball State	L	2-3
3/4		Ball State	W	7-6
3/5		Ball State	W	6-1
3/7		Creighton	L	4-5
3/10		Brown	W	9-5
3/11		Brown	W	11-4
3/12		Brown	W	8-7 (10 inn)
3/14		Butler	W	14-6
3/15		Butler	W	8-2
3/17	*	at Ole Miss	W	7-6
3/18	*	at Ole Miss	L	1-5
3/18	*	at Ole Miss	W	5-0
3/22		Belmont	W	7-0
3/24	*	Auburn	W	2-0
3/25	*	Auburn	W	9-1
3/26	*	Auburn	W	5-2
3/28		at Western Kentucky	L	4-6
3/31	*	at Florida	W	6-0
4/1	*	at Florida	L	4-6
4/2	*	at Florida	W	16-2
4/5		at Austin Peay	W	6-2 (14 inn)
4/7	*	Arkansas	W	7-1
4/8	*	Arkansas	L	3-5
4/9	*	Arkansas	L	3-4
4/11		Western Kentucky	W	15-1
4/12		at Lipscomb	W	16-3
4/14	*	Georgia	L	7-9
4/15	*	Georgia	W	5-4
4/16	*	Georgia	W	11-3
4/18		at Middle Tennessee	L	8-13
4/22	*	at Alabama	L	3-9
4/22	*	at Alabama	L	7-14
4/23	*	at Alabama	L	5-6
4/25		Austin Peay	W	7-2
4/28	*	Kentucky	W	8-6
4/29	*	Kentucky	L	9-11
4/30	*	Kentucky	L	9-12
5/5	*	at Tennessee	L	3-13
5/6	*	at Tennessee	L	3-5
5/6	*	at Tennessee	W	6-4
5/10		Lipscomb	L	8-11
5/12	*	at LSU	L	3-4
5/13	*	at LSU	W	19-4
5/14	*	at LSU	W	8-4
5/16		Middle Tennessee	W	4-1
5/18	*	South Carolina	W	8-7
5/19	*	South Carolina	W	10-6
5/20	*	South Carolina	L	3-6
5/24	!	vs. Georgia	W	9-4
5/25	!	vs. South Carolina	W	11-1 (7 inn)
5/27	!	vs. Georgia	L	4-5
5/27	!	vs. Georgia	W	11-1 (7 inn)
5/28	!	vs. Ole Miss	L	3-9
6/2	\$	vs. Michigan	W	5-2
6/3	\$	vs. Georgia Tech	L	3-7
6/4	\$	vs. Michigan	W	5-4
6/4	\$	vs. Georgia Tech	L	4-8

# Public Storage Classic (Los Angeles); @ Music City Classic (Hawkins Field); ! SEC Tournament (Hoover, Ala.); \$ NCAA Regional (Atlanta, Ga.); \* SEC Game.

## 2007 (54-13, 22-8) COACH TIM CORBIN SEC CHAMPIONS

### SEC TOURNAMENT CHAMPIONS NCAA REGIONAL

2/9	#	vs. Rice	W	7-3
2/10	#	vs. Arizona State	W	7-6 (10 inn)
2/11	#	vs. Baylor	W	7-4
2/16		Ohio	W	10-1
2/18		Ohio	W	11-1
2/18		Ohio	W	5-1
2/21		Lipscomb	W	16-7
2/23	@	Pittsburgh	W	4-3
2/24	@	Ball State	W	15-3
2/25	@	Boston College	W	7-6
2/27		Austin Peay	W	8-0
3/2		Xavier	W	3-2
3/3		Xavier	W	10-3
3/4		Xavier	W	9-0
3/6		at Western Kentucky	W	6-4
3/9		Illinois-Chicago	W	2-1
3/10		Illinois-Chicago	W	1-0
3/11		Illinois-Chicago	W	14-5
3/14		at Belmont	W	15-7
3/16	*	Ole Miss	W	3-2 (10 inn)
3/17	*	Ole Miss	L	1-6
3/18	*	Ole Miss	W	7-6
3/20		Western Kentucky	W	15-2
3/23	*	at Arkansas	L	7-8 (10 inn)
3/24	*	at Arkansas	W	6-3
3/25	*	at Arkansas	L	3-8
3/28		Middle Tennessee	W	14-2
3/30	*	at South Carolina	W	4-3 (12 inn)
3/31	*	at South Carolina	W	12-1
4/1	*	at South Carolina	L	2-8
4/4		at Austin Peay	W	4-1
4/6	*	Alabama	W	3-0
4/7	*	Alabama	W	4-2
4/8	*	Alabama	L	3-5 (10 inn)
4/11		Belmont	W	7-6
4/13	*	at Kentucky	W	10-8 (12 inn)
4/15	*	at Kentucky	W	9-4 (7 inn)
4/15	*	at Kentucky	L	6-8
4/17		at Lipscomb	L	3-5
4/18		at Middle Tennessee	L	8-11
4/20	*	Tennessee	W	3-1
4/21	*	Tennessee	W	4-3
4/22	*	Tennessee	W	7-6
4/25		Tennessee Tech	W	12-10
4/27	*	Florida	W	10-1
4/28	*	Florida	W	17-6
4/29	*	Florida	W	13-5
5/4	*	at Georgia	W	8-5
5/5	*	at Georgia	L	0-7
5/6	*	at Georgia	W	15-4
5/11	*	at Auburn	W	10-5
5/12	*	at Auburn	W	6-5 (10 inn)
5/13	*	at Auburn	L	4-5
5/17	*	LSU	W	4-1
5/18	*	LSU	W	6-2
5/19	*	LSU	W	6-2
5/23	!	Tennessee	L	4-6
5/24	!	vs. Mississippi State	W	3-2
5/25	!	vs. Tennessee	W	15-2
5/26	!	vs. Ole Miss	W	13-1 (8 inn)
5/26	!	vs. Ole Miss	W	7-6 (10 inn)
5/27	!	vs. Arkansas	W	7-4
6/1	\$	Austin Peay	W	2-1 (11 inn)
6/2	\$	Michigan	L	3-4
6/3	\$	Austin Peay	W	11-5
6/3	\$	Michigan	W	10-7
6/4	\$	Michigan	L	3-4 (10 inn)

# Houston College Classic (Minute Maid Park); @ Music City Classic (Hawkins Field); ! SEC Tournament (Hoover, Ala.); \$ NCAA Regional (Nashville, Tenn.); \* SEC Game.

## 2008 (41-22, 15-14) COACH TIM CORBIN NCAA REGIONAL

2/22	#	vs. Oregon State	W	8-1
2/23	#	at Arizona State	L	6-18
2/24	#	vs. Miami	W	4-3
2/27		Evansville	W	4-3
2/29		Kansas	W	7-1
3/1		Iowa	L	3-6
3/2		Xavier	W	17-3
3/4		Louisville	W	17-6
3/6		Illinois-Chicago	L	1-2
3/7		Illinois-Chicago	W	5-4
3/9		Illinois-Chicago	W	9-3
3/11		Western Carolina	W	5-3
3/12		Western Carolina	W	11-4
3/14	*	South Carolina	W	4-3 (13 inn)
3/15	*	South Carolina	L	7-16
3/16	*	South Carolina	W	10-4
3/19		Lipscomb	W	12-4
3/21	*	at Alabama	W	2-1
3/22	*	at Alabama	L	7-9
3/23	*	at Alabama	L	3-10
3/25		Belmont	W	7-3
3/26		Middle Tennessee	W	12-10 (12 inn)
3/30	*	Arkansas	W	6-5 (12 inn)
3/30	*	Arkansas	W	6-2
4/1		SE Missouri	L	8-12
4/2		at Middle Tennessee	W	6-5
4/5	*	at Ole Miss	L	6-7
4/5	*	at Ole Miss	L	0-8
4/6	*	at Ole Miss	L	6-11
4/8		Western Kentucky	W	5-1
4/9		Austin Peay	W	8-1
4/11	*	at Mississippi State	W	15-8
4/12	*	at Mississippi State	W	16-0
4/13	*	at Mississippi State	W	4-3
4/15		at Lipscomb	W	8-1
4/16		at Western Kentucky	W	5-1
4/19	*	Auburn	L	3-6
4/19	*	Auburn	W	8-2
4/20	*	Auburn	W	9-5
4/22		at Austin Peay	W	9-8
4/23		at Belmont	W	10-7
4/25	*	Kentucky	W	3-2
4/26	*	Kentucky	L	2-6
4/27	*	Kentucky	L	1-3
5/2	*	at Tennessee	W	8-5
5/3	*	at Tennessee	W	9-2
5/4	*	at Tennessee	W	10-8
5/6	@	vs. Memphis	W	8-0
5/7		Tennessee Tech	W	7-2
5/9	*	Georgia	W	13-7
5/10	*	Georgia	L	2-4 (10 inn)
5/11	*	Georgia	L	10-12
5/15	*	at Florida	L	6-8
5/16	*	at Florida	L	4-5
5/17	*	at Florida	L	12-13 (11 inn)
5/21	!	vs. Florida	W	7-3
5/22	!	vs. LSU	L	2-8
5/23	!	vs. South Carolina	W	7-5
5/24	!	vs. Ole Miss	W	7-4
5/24	!	vs. Ole Miss	L	7-8
5/30	\$	vs. Oklahoma	L	5-8
5/31	\$	vs. Stony Brook	W	9-4
6/1	\$	vs. Oklahoma	L	10-11

# Tempe, Ariz. (Packard Stadium); @ Jackson, Tenn. (Pringles Park); ! SEC Tournament (Hoover, Ala.); \$ NCAA Regional (Tempe, Ariz.); \* SEC Game.

# Season-by-Season Results

2009 (37-27, 12-17)

COACH TIM CORBIN

NCAA REGIONAL

2/20	at Stanford	L	5-6 (10 inn)
2/21	at Stanford	W	12-9
2/21	at Stanford	L	5-6
2/23	at Cal	L	3-4
2/25	Western Kentucky	W	10-7
2/27	Vermont	W	7-2
2/28	Vermont	W	14-3
3/1	Vermont	W	14-1
3/3	Lipscomb	W	10-3
3/5	Illinois-Chicago	L	2-3
3/6	Illinois-Chicago	W	6-1
3/7	Illinois-Chicago	W	5-4
3/8	Illinois-Chicago	W	12-7
3/10	at Lipscomb	W	22-4
3/13	* Ole Miss	L	3-9
3/15	* Ole Miss	L	1-6 (7 inn)
3/15	* Ole Miss	W	7-6 (7 inn)
3/17	South Alabama	W	7-4
3/18	Belmont	W	11-4
3/20	* at Kentucky	L	1-3
3/21	* at Kentucky	L	2-6
3/22	* at Kentucky	W	4-2
3/24	Austin Peay	W	10-5
3/25	Wright State	W	4-0
3/27	* at Auburn	W	12-3
3/28	* at Auburn	L	3-5
3/29	* at Auburn	L	10-11
4/1	at Belmont	L	6-15
4/3	* Florida	L	4-8
4/4	* Florida	W	4-3
4/5	* Florida	W	16-9
4/7	at Middle Tennessee	L	0-8
4/10	* at Arkansas	W	9-0
4/11	* at Arkansas	W	13-6
4/14	Middle Tennessee	W	15-7
4/15	Morehead State	W	8-0
4/17	* Alabama	L	4-10
4/18	* Alabama	L	3-7
4/18	* Alabama	L	6-7
4/21	at Austin Peay	L	8-9
4/22	at Louisville	W	4-3 (10 inn)
4/24	* Mississippi State	W	8-6
4/25	* Mississippi State	W	10-4
4/26	* Mississippi State	W	11-3
5/1	* at South Carolina	L	5-8
5/2	* at South Carolina	L	5-14
5/3	* at South Carolina	L	3-11
5/5	Belmont	W	8-6 (7 inn)
5/5	Belmont	W	3-0 (7 inn)
5/8	* at Georgia	W	10-2
5/9	* at Georgia	W	9-2
5/10	* at Georgia	L	3-4
5/14	* Tennessee	L	6-8
5/15	* Tennessee	L	6-7 (10 inn)
5/16	* Tennessee	L	7-9 (10 inn)
5/20	! vs. LSU	W	4-1
5/21	! vs. South Carolina	W	5-4
5/23	! vs. Arkansas	W	11-1 (7 inn)
5/24	! vs. LSU	L	2-6
5/29	\$ vs. Middle Tennessee	L	4-5
5/30	\$ vs. Indiana	W	10-0
5/31	\$ vs. Middle Tennessee	W	6-0
5/31	\$ at Louisville	W	8-4
6/1	\$ at Louisville	L	3-5

! SEC Tournament (Hoover, Ala.); \$ NCAA Regional (Louisville, Ky.); \* SEC Game.

2010 (46-20, 16-12)

COACH TIM CORBIN

NCAA REGIONAL CHAMPIONS

NCAA SUPER REGIONAL

2/19	Niagara	W	9-0
2/20	Niagara	W	16-2
2/21	Niagara	W	21-3
2/23	Austin Peay	W	2-1 (11 inn)
2/26	# at UCLA	L	2-9
2/27	# at USC	W	10-1
2/28	# vs. Oklahoma State	W	7-6
3/3	Tennessee Tech	W	10-1
3/5	Kent State	W	7-1
3/6	Illinois State	W	9-2
3/7	Indiana	W	6-5 (11 inn)
3/10	UT-Martin	W	9-1
3/12	Ohio	W	14-3
3/13	Ohio	W	7-4
3/14	Ohio	W	5-1
3/16	Western Kentucky	L	2-17
3/17	at Western Kentucky	W	17-6
3/19	* at Alabama	L	1-4
3/20	* at Alabama	L	2-8
3/21	* at Alabama	W	5-4
3/23	Lipscomb	W	10-4
3/24	Wright State	W	18-2
3/26	* Kentucky	W	7-0
3/27	* Kentucky-1	W	2-1
3/27	* Kentucky-2	W	9-8
3/30	Wofford	W	7-2
3/31	Wofford	W	10-7
4/2	* at Florida	L	2-3
4/3	* at Florida	L	3-7
4/4	* at Florida	W	7-0
4/6	Belmont	W	12-5
4/9	* South Carolina	L	2-3
4/10	* South Carolina	W	8-2
4/11	* South Carolina	L	0-2
4/13	Middle Tennessee	W	1-0
4/16	* Auburn	W	11-6
4/17	* Auburn	L	2-12
4/18	* Auburn	W	3-2
4/20	at Lipscomb	W	13-10
4/21	at Middle Tennessee	W	11-10
4/23	* at Tennessee	W	10-1
4/25	* at Tennessee-1	L	2-4 (11 inn)
4/25	* at Tennessee-2	L	3-4 (7 inn)
4/27	at Austin Peay	L	4-5
4/30	* Georgia	W	17-5
5/7	* at LSU	L	15-16 (10 inn)
5/8	* at LSU	W	6-2
5/9	* at LSU	W	4-3
5/11	Louisville	W	11-10 (17 inn)
5/14	* at Mississippi State	W	13-8
5/15	* at Mississippi State	W	13-7 (10 inn)
5/16	* at Mississippi State	W	14-4
5/20	* Arkansas	W	4-3
5/21	* Arkansas	L	3-4
5/22	* Arkansas	L	5-7
5/26	! vs. Arkansas	W	2-0
5/27	! vs. LSU	L	5-7
5/28	! vs. Florida	L	2-5
6/4	\$ vs. Illinois State	W	8-7 (13 inn)
6/5	\$ at Louisville	L	1-7
6/6	\$ vs. Illinois State	W	10-4
6/6	\$ at Louisville	W	7-0
6/7	\$ at Louisville	W	3-2 (10 inn)
6/11	+ at Florida State	L	8-9
6/12	+ at Florida State	W	6-2
6/13	+ at Florida State	L	6-7

# Dodgertown Classic (Los Angeles, Calif.); ! SEC Tournament (Hoover, Ala.); \$ NCAA Regional (Louisville, Ky.) + NCAA Super Regional (Tallahassee, Fla.)  
\* SEC Game.

2011 (54-12, 22-8)

COACH TIM CORBIN

SEC CHAMPIONS

NCAA REGIONAL CHAMPIONS

NCAA SUPER REGIONAL CHAMPIONS

NCAA COLLEGE WORLD SERIES

2/18	at San Diego	W	4-3 (5)
2/19	at San Diego State	W	7-3
2/20	at San Diego	W	3-1
2/20	at San Diego	W	7-3
2/23	Belmont	W	6-2
2/25	Stanford	W	2-1
2/26	Stanford	W	8-7
2/27	Stanford	L	5-2
3/1	Western Kentucky	W	6-5
3/4	Brown	W	3-1
3/6	Brown	W	6-5
3/6	Brown	W	6-3 (7)
3/8	Wofford	W	12-1
3/9	Kennesaw State	W	9-5
3/11	Illinois-Chicago	W	5-1
3/12	Illinois-Chicago	W	9-8 (10)
3/13	Illinois-Chicago	W	2-1
3/15	Purdue	W	9-0
3/18	* Mississippi State	W	10-0
3/19	* Mississippi State	W	4-0
3/20	* Mississippi State	L	9-8
3/22	Tennessee Tech	W	11-2
3/25	* at Arkansas	L	2-1
3/26	* at Arkansas	W	4-1
3/27	* at Arkansas	W	2-1
3/29	UT-Martin	W	10-3
4/1	* at Auburn	W	11-6
4/2	* at Auburn	W	11-2
4/3	* at Auburn	W	6-2
4/5	Middle Tennessee	W	9-1
4/8	* Alabama	W	11-3
4/9	* Alabama	W	7-0
4/10	* Alabama	W	11-6
4/12	at Middle Tennessee	W	1-0
4/15	* at South Carolina	L	3-1
4/16	* at South Carolina	W	6-4
4/17	* at South Carolina	L	5-3
4/22	* LSU	W	11-3
4/23	* LSU	W	10-1
4/24	* LSU	W	10-7
4/27	* Tennessee	W	10-1
4/29	* Tennessee	W	10-1
4/30	* Tennessee	W	19-3
5/1	* at Kentucky	L	2-0
5/6	* at Kentucky	W	10-3
5/7	* at Kentucky	W	6-3
5/10	at Louisville	W	5-1
5/13	* Florida	L	6-5
5/14	* Florida	W	14-1
5/15	* Florida	L	6-3 (12)
5/19	* at Georgia	L	5-4
5/20	* at Georgia	W	9-3
5/21	* at Georgia	W	17-7
5/25	! vs. Georgia	W	10-0 (7)
5/26	! vs. South Carolina	W	7-2
5/28	! vs. Arkansas	W	3-2
5/29	! vs. Florida	L	5-0
6/3	\$ Belmont	W	10-0
6/4	\$ Troy	W	10-2
6/5	\$ Belmont	W	6-1
6/10	@ Oregon State	W	11-1
6/11	@ Oregon State	W	9-3
6/18	^ vs. North Carolina	W	7-3
6/20	^ vs. Florida	L	3-1
6/22	^ vs. North Carolina	W	5-1
6/24	^ Florida	L	6-4

! SEC Tournament (Hoover, Ala.); \$ NCAA Regional (Nashville, Tenn.); @ NCAA Super Regional (Nashville,

# Season-by-Season Results

Tenn); ^ College World Series (Omaha, Neb.); = CWS Finals (Omaha, Neb.); \* SEC Game.

2012 (35-28, 16-14) COACH TIM CORBIN NCAA REGIONAL			
2/17	at Stanford	L	8-3
2/18	at Stanford	L	9-5
2/19	at Stanford	L	18-5
2/22	Oakland	W	11-4
2/24	Oregon	L	4-2
2/25	Oregon	L	7-2
2/26	Oregon	L	7-6
2/29	Louisiana Tech	L	9-3
3/3	Rhode Island	W	9-4
3/3	Rhode Island	W	8-0
3/4	Rhode Island	W	12-8
3/6	at Belmont	L	6-5
3/9	San Diego	W	7-0
3/10	San Diego	L	2-1
3/11	San Diego	L	9-7
3/13	Siena	W	12-2
3/14	Siena	W	11-4
3/16	* at Florida	L	10-2
3/17	* at Florida	L	5-1
3/18	* at Florida	L	8-2
3/20	Evansville	L	5-3
3/23	* Georgia	L	1-0
3/24	* Georgia	W	5-4
3/25	* Georgia	W	5-3
3/27	Tennessee Tech	W	6-0
3/30	* South Carolina	L	8-3
3/31	* South Carolina	W	12-4
4/1	* South Carolina	L	6-4 (13 inn)
4/3	UT-Martin	W	16-2
4/6	* at Mississippi State	L	7-4
4/7	* at Mississippi State	W	4-3 (12 inn)
4/8	* at Mississippi State	L	7-4
4/11	Belmont	W	7-0
4/13	* Auburn	W	5-4
4/14	* Auburn	L	5-2
4/15	* Auburn	W	11-2
4/17	Middle Tennessee	W	5-1
4/20	* at Alabama	L	6-4
4/21	* at Alabama	L	8-6
4/22	* at Alabama	W	9-7
4/25	* at Middle Tennessee	W	8-4
4/27	* Kentucky	L	5-2
4/28	* Kentucky	W	4-3
4/29	* Kentucky	W	6-1
5/4	* at Tennessee	L	8-2
5/5	* at Tennessee	W	7-4
5/6	* at Tennessee	W	12-6
5/8	* Louisville	W	3-2
5/11	* at LSU	L	2-1
5/12	* at LSU	W	6-3
5/13	* at LSU	W	5-4 (10 inn)
5/17	* Ole Miss	W	3-0
5/18	* Ole Miss	W	6-2
5/19	* Ole Miss	W	6-3
5/22	! Georgia	W	4-1
5/23	! South Carolina	W	3-2
5/24	! Florida	W	2-1
5/26	! Florida	W	8-6
5/27	! Mississippi State	L	3-0
6/1	\$ vs. UNC-Wilmington	W	8-2
6/2	\$ at NC State	W	9-8
6/3	\$ at NC State	L	6-5
6/4	\$ at NC State	L	9-7

+ Battle of the Barrel; ! SEC Tournament (Hoover, Ala.);  
\$ NCAA Regional (Raleigh, N.C.); \* SEC Game.

2013 (54-12, 26-3) COACH TIM CORBIN SEC CHAMPIONS NCAA REGIONAL CHAMPIONS NCAA SUPER REGIONAL			
2/15	Long Beach State	W	10-4
2/16	Long Beach State	W	12-2
2/17	Long Beach State	L	13-9 (8 inn)
2/19	at Belmont	W	9-3
2/20	Central Arkansas	W	10-2
2/22	Monmouth	W	5-1
2/23	Monmouth	W	11-1
2/24	Monmouth	W	13-1
2/26	Arkansas State	W	7-3
2/27	Evansville	W	13-0
3/1	Illinois-Chicago	W	9-0
3/2	Illinois-Chicago	W	5-3
3/3	Illinois-Chicago	W	3-1 (10 inn)
3/5	Eastern Illinois	W	8-3
3/8	at Oregon	W	4-1
3/9	at Oregon	W	4-2
3/10	at Oregon	L	7-5
3/13	Buffalo	W	4-2
3/15	* at Auburn	W	5-2
3/16	* at Auburn	W	8-1
3/17	* at Auburn	W	8-6
3/20	* at Middle Tennessee	L	4-1
3/22	* Florida	L	7-1
3/23	* Florida	W	6-1
3/24	* Florida	W	5-4
3/26	Lipscomb	W	4-1
3/29	* Tennessee	W	4-3 (12 inn)
3/30	* Tennessee	W	8-3
3/31	* Tennessee	W	12-8
4/2	Middle Tennessee	W	12-3
4/5	* at Ole Miss	W	3-1
4/6	* at Ole Miss	W	2-1
4/7	* at Ole Miss	W	7-6 (11 inn)
4/9	UT-Martin	W	10-3
4/12	* Missouri	W	11-5
4/13	* Missouri	W	12-1
4/14	* Missouri	W	16-4
4/16	Tennessee Tech	L	10-9
4/20	* at Georgia	L	3-1
4/20	* at Georgia	W	15-4
4/21	* at Georgia	W	5-1
4/23	+ at Louisville	W	10-2
4/26	* Mississippi State	W	3-1
4/27	* Mississippi State	W	5-2
4/28	* Mississippi State	W	8-3
5/3	* at South Carolina	W	3-2
5/4	* at South Carolina	W	5-2
5/8	Presbyterian	W	5-2
5/11	* at Kentucky	W	11-3
5/11	* at Kentucky	W	5-3
5/12	* at Kentucky	W	10-5
5/14	Belmont	W	6-1
5/16	* Alabama	W	7-6
5/17	* Alabama	L	5-4 (10 inn)
5/18	* Alabama	W	14-10
5/22	! vs. Texas A&M	L	5-0
5/23	! vs. South Carolina	W	4-3 (10 inn)
5/24	! vs. Texas A&M	W	3-0
5/25	! vs. Mississippi State	W	16-8
5/26	! vs. LSU	L	5-4 (11 inn)
6/1	\$ ETSU	W	9-1
6/1	\$ Illinois	W	10-4
6/2	\$ Georgia Tech	L	5-0
6/3	\$ Georgia Tech	W	7-1
6/8	^ Louisville	L	5-3
6/9	^ Louisville	L	2-1

+ Battle of the Barrel; ! SEC Tournament (Hoover, Ala.); \$  
NCAA Regional (Nashville, Tenn.); ^ NCAA Super Regional  
(Nashville, Tenn.); \* SEC Game.

2014 (51-21, 17-13) COACH TIM CORBIN NCAA REGIONAL CHAMPIONS NCAA SUPER REGIONAL CHAMPIONS NCAA COLLEGE WORLD SERIES NATIONAL CHAMPIONS			
2/14	at Long Beach State	W	5-2
2/15	at Long Beach State	W	6-0
2/16	at Long Beach State	W	6-2
2/19	Lipscomb	W	5-1
2/21	Illinois-Chicago	W	14-1
2/22	Illinois-Chicago	W	2-0
2/23	Illinois-Chicago	W	12-1
2/25	Western Kentucky	L	3-2
2/26	Evansville	L	8-3
2/28	Stanford	W	4-1
3/1	Stanford	W	5-1
3/2	Stanford	W	4-2
3/4	Tennessee Tech	W	4-0
3/5	at Middle Tennessee	W	4-3
3/7	Winthrop	W	9-1
3/8	Winthrop	W	5-0
3/9	Winthrop	W	4-1
3/11	Eastern Illinois	W	11-2
3/14	* #8 LSU	L	4-2
3/15	* #8 LSU	W	5-3
3/15	* #8 LSU	W	9-3
3/18	at Belmont	W	8-4
3/21	* at #21 Mississippi State	L	17-2
3/22	* at #21 Mississippi State	L	6-3
3/23	* at #21 Mississippi State	W	5-1
3/25	Belmont	W	2-1
3/28	* #19 Kentucky	L	4-2
3/29	* #19 Kentucky	W	9-3
3/30	* #19 Kentucky	W	6-2
4/1	UT-Martin	W	5-0
4/4	* at Tennessee	W	6-4
4/5	* at Tennessee	L	10-9
4/6	* at Tennessee	L	7-0
4/8	Indiana State	W	6-2
4/11	* Texas A&M	L	10-4
4/12	* Texas A&M	W	8-5
4/13	* Texas A&M	L	8-2
4/15	Middle Tennessee	W	19-1
4/18	* at Arkansas	L	6-2
4/19	* at Arkansas	W	2-1
4/20	* at Arkansas	L	3-1
4/22	% vs. Memphis	W	2-1
4/26	* Georgia	W	12-9
4/26	* Georgia	W	11-0
4/27	* Georgia	W	6-1
5/2	* at Missouri	W	8-3
5/3	* at Missouri	W	3-1
5/4	* at Missouri	W	3-1
5/6	+ #10 Louisville	L	11-7
5/8	* at #4 Florida	L	1-0
5/9	* at #4 Florida	W	3-0
5/10	* at #4 Florida	W	16-2
5/13	SEMO	W	10-4
5/15	* #17 South Carolina	L	4-3 (10 inn)
5/16	* #17 South Carolina	W	9-3
5/17	* #17 South Carolina	L	7-2
5/20	! vs. Tennessee	W	3-2
5/21	! vs. #14 LSU	L	11-1 (7 inn)
5/22	! vs. #10 Ole Miss	L	7-2
5/30	\$ Xavier	W	11-0
5/31	\$ Oregon	W	7-2
6/1	\$ Oregon	W	3-2
6/6	@ Stanford	W	11-6
6/7	@ Stanford	L	5-4
6/8	@ Stanford	W	12-5
6/14	^ vs. #13 Louisville	W	5-3
6/16	^ vs. UC Irvine	W	6-4
6/20	^ vs. #21 Texas	L	4-0
6/21	^ vs. #21 Texas	W	4-3 (10 inn)
6/23	= vs. #8 Virginia	W	9-8

## Season-by-Season Results

6/24 = vs. #8 Virginia L 7-2  
6/25 = vs. #8 Virginia W 3-2

% Ballpark at Jackson (Jackson, Tenn.) + Battle of the Barrel; ! SEC Tournament (Hoover, Ala.); \$ NCAA Regional (Nashville, Tenn.); @ NCAA Super Regional (Nashville, Tenn.); ^ College World Series (Omaha, Neb.); = CWS Finals (Omaha, Neb.); \* SEC Game.

### 2015 (51-21, 20-10)

COACH TIM CORBIN

#### NCAA REGIONAL CHAMPIONS NCAA SUPER REGIONAL CHAMPIONS NCAA COLLEGE WORLD SERIES NATIONAL RUNNER-UP

2/13	Santa Clara	W	4-0
2/14	Santa Clara	L	7-6
2/14	Santa Clara	W	6-5 (10 inn)
2/20	# vs. Indiana State	W	3-2
2/21	# vs. Indiana State	L	8-1
2/22	# vs. Indiana State	W	6-0
2/24	UT-Martin	W	16-3
2/25	Western Kentucky	W	10-6
2/27	Illinois State	W	16-1
2/28	Illinois State	W	3-2
3/1	Illinois State	W	16-10
3/3	Evansville	W	9-8 (12 inn)
3/6	at #4 UCLA	W	6-0
3/7	at USC	L	6-5
3/8	& vs. #6 TCU	L	4-2
3/10	Quinnipiac	W	9-2
3/11	Quinnipiac	W	8-0
3/14	* Arkansas	W	8-7 (12 inn)
3/14	* Arkansas (DH)	W	9-1
3/15	* Arkansas	W	1-0
3/17	Tennessee Tech	W	9-1
3/20	* at Auburn	L	6-4
3/21	* at Auburn	W	7-6 (10 inn)
3/21	* at Auburn (DH)	W	10-5
3/24	at Middle Tennessee	W	12-7
3/27	* Tennessee	W	9-0
3/28	* Tennessee	L	9-5
3/29	* Tennessee	W	14-3
3/31	Wofford	W	6-0
4/1	Wofford	W	5-3
4/3	* at Georgia	W	9-7
4/4	* at Georgia	W	11-7
4/5	* at Georgia	W	4-2
4/7	Lipscomb	L	3-1
4/9	* Ole Miss	W	6-0
4/10	* Ole Miss	L	6-5 (16 inn)
4/11	* Ole Miss	L	5-4
4/14	Belmont	L	3-2
4/16	* at South Carolina	W	12-0
4/17	* at South Carolina	L	5-2
4/18	* at South Carolina	L	3-2
4/21	Middle Tennessee	W	4-0
4/24	* #14 Missouri	W	9-2
4/25	* #14 Missouri	W	12-2
4/26	* #14 Missouri	W	5-2
4/28	at Belmont	L	4-1
5/1	* at Kentucky	W	13-3
5/2	* at Kentucky	L	11-5
5/3	* at Kentucky	W	7-3
5/7	* #10 Florida	W	2-0
5/8	* #10 Florida	L	7-3
5/9	* #10 Florida	L	9-7 (10 inn)
5/12	+ at #2 Louisville	W	5-2
5/14	* at Alabama	W	2-1
5/15	* at Alabama	W	7-5
5/16	* at Alabama	L	1-0
5/20	! vs. Missouri	W	7-6 (10 inn)
5/21	! vs. #7 Texas A&M	L	6-1
5/22	! vs. Alabama	W	16-1 (7 inn)
5/23	! vs. #7 Texas A&M	W	12-3
5/24	! vs. #6 Florida	L	7-3

5/29	\$ vs. Lipscomb	W	9-1
5/30	\$ vs. Indiana	W	6-4
6/1	\$ vs. #18 Radford	W	21-0
6/6	@ at #5 Illinois	W	13-0
6/8	@ at #5 Illinois	W	4-2
6/14	^ vs. #21 Cal State Fullerton	W	4-3
6/15	^ vs. #7 TCU	W	1-0
6/16	^ vs. #7 TCU	W	7-1
6/22	= vs. Virginia	W	5-1
6/23	= vs. Virginia	L	3-0
6/24	= vs. Virginia	L	4-2

# Charlotte Sports Park (Port Charlotte, Fla.); & Dodger Stadium College Baseball Classic (Dodger Stadium, Los Angeles, Calif.); + Battle of the Barrel; ! SEC Tournament (Hoover, Ala.); \$ NCAA Regional (Nashville, Tenn.); @ NCAA Super Regional (Champaign, Ill.); ^ College World Series (Omaha, Neb.); = CWS Finals (Omaha, Neb.); \* SEC Game.

### 2016 (43-19, 18-12)

COACH TIM CORBIN

#### NCAA REGIONAL

2/19	San Diego	W	8-4
2/20	San Diego	W	13-6
2/21	San Diego	W	17-1
2/23	UT-Martin	W	11-6 (5 inn)
2/24	Eastern Illinois	W	9-1
2/26	Illinois-Chicago	W	9-0
2/27	Illinois-Chicago	W	6-5 (14 inn)
2/28	Illinois-Chicago	W	20-8
3/3	at Stanford	L	4-1
3/3	at Stanford (DH)	W	4-1
3/6	at Stanford	W	5-2
3/8	Radford	W	13-4
3/9	Radford	W	12-0
3/11	Xavier	W	7-0
3/12	Xavier	W	14-3
3/13	Xavier	W	5-2
3/15	Northern Illinois	W	9-2
3/18	* #15 Mississippi State	L	2-1 (13 inn)
3/19	* #15 Mississippi State	L	5-4
3/20	* #15 Mississippi State	W	12-6
3/22	at Middle Tennessee	L	7-4
3/25	* at Missouri	W	8-6
3/26	* at Missouri	W	2-0 (11 inn)
3/27	* at Missouri	W	17-7
3/29	# vs. Belmont	W	8-2
3/31	* #5 South Carolina	L	4-0
4/1	* #5 South Carolina	W	10-6
4/2	* #5 South Carolina	W	4-3
4/5	Lipscomb	W	4-3
4/7	* at #15 LSU	L	13-4
4/8	* at #15 LSU	L	3-2
4/9	* at #15 LSU	W	9-7
4/12	Middle Tennessee	W	7-4
4/15	* #18 Kentucky	W	3-0
4/16	* #18 Kentucky	W	3-2
4/17	* #18 Kentucky	L	3-0
4/19	Central Arkansas	W	8-6
4/22	* at Tennessee	W	6-0
4/23	* at Tennessee	L	2-1
4/24	* at Tennessee	L	5-3
4/26	Austin Peay	W	8-5
4/29	* Georgia	W	15-3
4/30	* Georgia	W	10-3
5/1	* Georgia	W	10-3
5/3	Western Kentucky	W	6-1
5/5	* at #2 Texas A&M	L	1-0
5/6	* at #2 Texas A&M	W	6-1
5/7	* at #2 Texas A&M	L	3-0
5/10	+ \$6 Louisville	L	8-5
5/13	* at #1 Florida	L	4-2
5/14	* at #1 Florida	W	5-0
5/15	* at #1 Florida	L	10-6
5/17	Morehead State	W	6-0

5/19	* Auburn	W	5-2
5/19	* Auburn (DH)	W	9-3
5/21	* Auburn	W	4-3
5/24	! vs. Missouri	W	7-0
5/25	! vs. #1 Texas A&M	W	6-5
5/26	! vs. #11 Ole Miss	L	12-9
5/27	! vs. #1 Texas A&M	L	13-3 (7 inn)
6/4	\$ vs. Xavier	L	15-1
6/4	\$ vs. Washington	L	9-8

# First Tennessee Park (Nashville, Tenn.); + Battle of the Barrel; ! SEC Tournament (Hoover, Ala.); \$ NCAA Regional (Nashville, Tenn.); \* SEC Game.

### 2017 (36-25-1, 15-13-1)

COACH TIM CORBIN

#### NCAA REGIONAL CHAMPIONS NCAA SUPER REGIONAL

2/16	at San Diego	L	3-2
2/17	at San Diego	W	8-2
2/19	at San Diego	W	11-1
2/22	Evansville	W	7-4
2/24	UIC	L	5-3 (10 inn)
2/25	UIC	W	6-2
2/26	UIC	L	5-2 (11 inn)
2/28	Southeastern La.	W	9-6
3/1	Southeastern La.	W	4-2
3/3	CSU-Northridge	L	6-4
3/4	CSU-Northridge	L	4-1
3/5	CSU-Northridge	W	11-3
3/7	Central Arkansas	W	10-5
3/8	Central Arkansas	W	9-1
3/10	Saint Mary's	W	9-8
3/12	Saint Mary's	L	5-1
3/12	Saint Mary's	W	9-1
3/14	Western Kentucky	W	8-1
3/17	* at #16 Ole Miss	L	1-0
3/18	* at #16 Ole Miss	W	6-2
3/19	* at #16 Ole Miss	L	10-8
3/22	# vs. Belmont	W	17-11
3/24	* Texas A&M	W	4-3
3/25	* Texas A&M	W	17-3
3/26	* Texas A&M	L	6-4
3/28	# vs. Lipscomb	W	10-0
3/31	* at #16 Kentucky	L	10-3
4/1	* at #16 Kentucky	L	7-4
4/2	* at #16 Kentucky	W	6-4
4/4	UT-Martin	W	11-0
4/6	* at #12 South Carolina	W	7-6
4/7	* at #12 South Carolina	W	5-3 (13 inn)
4/8	* at #12 South Carolina	L	6-1
4/11	Tennessee Tech	L	5-2
4/13	* #12 Florida	L	10-6
4/14	* #12 Florida	W	2-0
4/15	* #12 Florida	L	20-8
4/18	at Middle Tennessee	W	21-2
4/21	* at Georgia	W	8-1
4/22	* at Georgia	L	1-0
4/23	* at Georgia (DH)	W	10-5
4/28	* Tennessee	W	1-0
4/29	* Tennessee	L	9-3
5/2	Austin Peay	W	8-4
5/5	* Missouri	W	5-2
5/6	* Missouri	L	2-1 (12 inn)
5/7	* Missouri	W	14-5
5/9	+ at #2 Louisville	L	6-2
5/12	* at #18 Arkansas	L	4-3
5/13	* at #18 Arkansas	W	6-2
5/14	* at #18 Arkansas	L	7-1
5/16	Middle Tennessee	W	17-7
5/18	* Alabama	W	18-1
5/19	* Alabama	W	13-1
5/20	* Alabama	T	3-3
5/23	! vs. South Carolina	L	7-4 (11 inn)
6/2	\$ vs. St. John's	W	13-4
6/3	\$ at #21 Clemson	W	9-4



## Season-by-Season Results

6/4	\$	at #21 Clemson	L	6-0
6/5	\$	at #21 Clemson	W	8-0
6/9	^	at #1 Oregon State	L	8-4
6/10	^	at #1 Oregon State	L	9-2

# First Tennessee Park (Nashville, Tenn.); + Battle of the Barrel; ! SEC Tournament, Hoover, Ala.; \$ NCAA Regional (Clemson, S.C.); @ NCAA Super Regional (Corvallis, Ore.); \* SEC Game.

### 2018 (35-27, 16-14) COACH TIM CORBIN NCAA REGIONAL CHAMPIONS NCAA SUPER REGIONAL

2/16	#25 Duke	W	9-1
2/17	#25 Duke	L	5-4
2/18	#25 Duke	W	9-1
2/20	Presbyterian	W	7-1
2/21	Presbyterian	W	15-2
2/23	UMass-Lowell	W	15-0
2/24	UMass-Lowell	W	15-2
2/27	Austin Peay	W	19-6
2/28	Indiana State	W	8-5
3/2	! vs. Sam Houston State	L	7-6 (10 inn)
3/3	! vs. Louisiana	L	3-0
3/4	! vs. #19 Houston	W	9-4
3/7	at Long Beach State	L	4-3
3/9	at #11 UCLA	W	6-3
3/11	% vs. #8 TCU	W	7-4
3/14	Eastern Kentucky	L	6-5
3/16	* at #19 Mississippi State	W	5-0
3/17	* at #19 Mississippi State	W	10-1
3/18	* at #19 Mississippi State	W	4-3
3/21	^ vs. Belmont	L	8-5
3/23	* #19 LSU	W	4-2
3/25	* #19 LSU	L	6-2
3/25	* #19 LSU	W	1-0 (7inn)
3/27	^ vs. Lipscomb	L	5-1
3/30	* at #2 Florida	L	8-4
3/31	* at #2 Florida	L	10-2
4/1	* at #2 Florida	L	8-2
4/3	at Middle Tennessee	L	4-3 (7 inn)
4/5	* #16 Georgia	L	3-2
4/6	* #16 Georgia	W	5-3
4/7	* #16 Georgia	W	8-3
4/10	Western Kentucky	W	3-2
4/13	* #5 Ole Miss	L	11-3
4/15	* #5 Ole Miss	W	8-7 (8 inn)
4/15	* #5 Ole Miss	W	8-7 (7 inn)
4/17	Evansville	W	6-1
4/19	* at Missouri	L	2-1
4/20	* at Missouri	L	3-1
4/21	* at Missouri	W	6-2
4/27	* South Carolina	L	8-7
4/28	* South Carolina	W	8-1
4/29	* South Carolina	L	10-9
5/1	+ Louisville	L	8-4
5/4	* at #20 Auburn	L	4-1
5/5	* at #20 Auburn	L	11-5
5/6	* at #20 Auburn	L	14-0
5/8	#23 Tennessee Tech	L	6-4
5/11	* at Tennessee	W	7-6
5/12	* at Tennessee	W	7-2
5/13	* at Tennessee	L	8-7
5/15	Middle Tennessee	W	8-1
5/17	* #19 Kentucky	W	5-1
5/18	* #19 Kentucky	W	9-6
5/19	* #19 Kentucky	W	
5/22	\$ vs. Texas A&M	L	3-1
6/1	# vs. #20 St. John's	W	2-0
6/2	# at #2 Clemson	W	4-3
6/3	# at #2 Clemson	W	19-6
6/8	@ Mississippi State	L	8-10
6/9	@ Mississippi State	W	4-3
6/10	@ Mississippi State	L	10-6 (11 inn)

! Shriners Hospitals for Children College Classic (Minute Maid Park, Houston, Texas); % Dodger Stadium College Baseball Classic (Dodger Stadium, Los Angeles, Calif.); ^ First Tennessee Park (Nashville, Tenn.); + Battle of the Barrel; \$ SEC Tournament, Hoover, Ala.; # NCAA Regional (Clemson, S.C.); @ NCAA Super Regional (Nashville, Tenn.); \* SEC Game.

### 2019 (59-12, 23-7) COACH TIM CORBIN SEC CHAMPIONS SEC TOURNAMENT CHAMPIONS NCAA REGIONAL CHAMPIONS NCAA SUPER REGIONAL CHAMPIONS NCAA COLLEGE WORLD SERIES NATIONAL CHAMPIONS

2/15	% vs. Virginia	W	15-9
2/16	% vs. #25 Cal State Fullerton	W	14-9
2/17	% vs. #19 TCU	L	2-10
2/20	Evansville	W	5-4
2/24	Pepperdine (G1)	W	6-3
2/24	Pepperdine (G2)	W	6-2
2/26	Southeast Missouri State	W	11-3
2/27	Austin Peay	L	6-7 (10 inn)
3/1	Dayton	W	11-3
3/2	Dayton (G1)	W	5-1
3/2	Dayton (G2)	W	2-0
3/5	Davidson	W	24-2
3/6	East Tennessee State	W	12-4
3/8	Illinois State	W	10-4
3/10	Illinois State (G1)	W	9-1
3/10	Illinois State (G2)	L	3-7
3/12	Samford	W	11-6
3/15	* at #19 Texas A&M	W	7-4
3/16	* at #19 Texas A&M	L	7-8
3/17	* at #19 Texas A&M	L	0-7
3/19	^ vs. Belmont	W	3-0
3/21	* #21 Florida	W	5-0
3/22	* #21 Florida	W	15-2
3/23	* #21 Florida	W	14-4
3/26	^ vs. Lipscomb	W	15-1
3/29	* Tennessee	W	4-2
3/30	* Tennessee	W	10-4
3/31	* Tennessee	L	6-7
4/2	Western Kentucky	W	5-4 (10 inn)
4/5	* at #4 Georgia	W	3-2
4/6	* at #4 Georgia	L	3-8
4/7	* at #4 Georgia	L	1-3
4/9	at Middle Tennessee	W	15-3
4/12	* #12 Arkansas	W	3-2
4/13	* #12 Arkansas	W	12-2
4/14	* #12 Arkansas	L	12-14
4/16	Indiana State	W	7-1
4/19	* at Alabama	W	7-4
4/20	* at Alabama	W	2-0
4/21	* at Alabama	W	13-5
4/25	* #25 Auburn	W	12-6
4/26	* #25 Auburn	W	5-2
4/27	* #25 Auburn	W	9-5
4/30	Tennessee Tech	W	21-10
5/3	* at South Carolina	W	22-11
5/4	* at South Carolina	W	9-3
5/5	* at South Carolina	W	6-2
5/7	+ at #4 Louisville	W	6-2
5/10	* #21 Missouri	W	5-2
5/11	* #21 Missouri	L	2-5
5/12	* #21 Missouri	W	7-2
5/14	Middle Tennessee	W	5-2
5/16	* at Kentucky	W	16-10
5/17	* at Kentucky	W	12-4
5/18	* at Kentucky	W	7-4
5/22	\$ vs. Auburn	W	11-1 (8 inn)
5/22	\$ vs. #3 Mississippi State	W	1-0
5/22	\$ vs. #16 LSU	W	13-4
5/22	\$ vs. #22 Ole Miss	W	11-10
5/31	# vs. Ohio State	W	8-2

6/1	# vs. #23 Indiana State	W	8-5
6/2	# vs. #23 Indiana State	W	12-1
6/7	@ vs. Duke	L	5-18
6/8	@ vs. Duke	W	3-0
6/9	@ vs. Duke	W	13-2
6/16	& vs. #11 Louisville	W	3-1
6/19	& vs. #3 Mississippi State	W	6-3
6/21	& vs. #11 Louisville	W	3-2
6/24	= vs. Michigan	L	4-7
6/25	= vs. Michigan	W	4-1
6/26	= vs. Michigan	W	8-2

% MLB4 College Baseball Tournament (Scottsdale, Ariz.); ^ First Tennessee Park (Nashville, Tenn.); + Battle of the Barrel; \$ SEC Tournament, Hoover, Ala.; # NCAA Regional (Nashville, Tenn.); @ NCAA Super Regional (Nashville, Tenn.); & College World Series; = CWS Finals; \* SEC Game.

### 2020 (13-5) COACH TIM CORBIN

2/14	% vs. #13 Michigan	L	3-4
2/15	% vs. Connecticut	W	6-1
2/16	% vs. Cal Poly	L	8-9
2/18	South Alabama	W	3-0
2/19	South Alabama	W	4-0
2/21	Illinois-Chicago	W	9-0
2/22	Illinois-Chicago	W	9-3
2/23	Illinois-Chicago	W	5-2
2/25	Evansville	W	6-0
2/26	Saint Louis	W	10-2
2/28	Hawaii	W	5-1
2/29	Hawaii	L	1-3
3/1	Hawaii	W	7-5 (11 inn)
3/3	Central Arkansas	W	10-2
3/6	! at #2 UCLA	L	2-3
3/7	! at Southern California	L	1-2
3/8	! vs. #22 TCU	W	4-3
3/11	Toledo	W	11-2

% MLB4 College Baseball Tournament (Scottsdale, Ariz.); ! Southern California College Baseball Classic (Los Angeles, Calif.); Season suspended due to COVID-19 pandemic

### 2021 (49-18, 19-10) COACH TIM CORBIN NCAA REGIONAL CHAMPIONS NCAA SUPER REGIONAL CHAMPIONS NCAA COLLEGE WORLD SERIES NATIONAL RUNNER-UP

2/22	Wright State (G1)	W	14-1
2/22	Wright State (G2)	W	1-0
2/24	Western Kentucky	W	12-1
2/26	Georgia State	L	2-4
2/27	Georgia State	W	5-4
2/28	Georgia State (G1)	W	12-2
2/28	Georgia State (G2)	W	17-6
3/5	Illinois-Chicago	W	15-0
3/6	Illinois-Chicago	W	5-2
3/7	Illinois-Chicago	W	4-2
3/9	Memphis	W	10-4
3/13	at #13 Oklahoma State (G1)	W	5-0
3/13	at #13 Oklahoma State (G2)	W	18-4
3/14	at #13 Oklahoma State	L	6-10
3/16	Belmont	W	4-1
3/19	* #16 South Carolina	W	3-2
3/20	* #16 South Carolina	W	5-0
3/21	* #16 South Carolina	L	6-5
3/23	Lipscomb	W	11-3
3/25	* at Missouri	W	10-2
3/26	* at Missouri	W	11-3
3/27	* at Missouri	W	3-1
3/30	Tennessee Tech	W	12-5

## Season-by-Season Results

4/1	*	at LSU	W	13-1
4/2	*	at LSU	W	11-2
4/3	*	at LSU	W	5-4
4/6		UT-Martin	W	5-4
4/8	*	Georgia	L	2-14
4/9	*	Georgia	W	5-2
4/10	*	Georgia	L	1-9
4/13		Eastern Kentucky	W	6-4
4/16	*	at #5 Tennessee	W	5-0
4/17	*	at #5 Tennessee	L	4-8
4/18	*	at #5 Tennessee	W	10-4
4/20		Austin Peay	W	7-0
4/23	*	#4 Mississippi State	W	6-2
4/24	*	#4 Mississippi State	L	4-7
4/25	*	#4 Mississippi State	W	7-4
4/30	*	at #14 Florida	W	11-7
5/1	*	at #14 Florida	L	8-11
5/2	*	at #14 Florida	L	3-5
5/4	+	at #15 Louisville	L	2-7
5/7	*	Alabama	W	9-6
5/8	*	Alabama	W	6-2
5/11		North Alabama	W	3-2
5/14	*	at #18 Ole Miss	L	1-3
5/15	*	at #18 Ole Miss	W	13-2
5/16	*	at #18 Ole Miss	L	10-13
5/18		Florida International	W	20-4
5/20	*	Kentucky	W	4-2
5/21	*	Kentucky	W	8-2
5/22	*	Kentucky	L	5-7
5/26	\$	vs. #12 Ole Miss	W	5-4
5/27	\$	vs. #1 Arkansas	L	4-6
5/28	\$	vs. #12 Ole Miss	L	1-4
6/4	#	vs. Presbyterian	W	10-0
6/5	#	vs. Georgia Tech	W	4-3
6/6	#	vs. Georgia Tech	W	14-11 (11 inn)
6/11	@	vs. #12 East Carolina	W	2-0
6/12	@	vs. #12 East Carolina	W	4-1
6/19	&	vs. #5 Arizona	W	7-6 (12 inn)
6/21	&	vs. #16 NC State	L	0-1
6/23	&	vs. #7 Stanford	W	6-5
6/25	&	vs. #16 NC State	W	3-1
6/28	=	vs. #11 Mississippi State	W	8-2
6/29	=	vs. #11 Mississippi State	L	2-13
6/30	=	vs. #11 Mississippi State	L	0-9

+ Battle of the Barrel; \$ SEC Tournament, Hoover, Ala.;  
# NCAA Regional (Nashville, Tenn.); @ NCAA Super  
Regional (Nashville, Tenn.); & College World Series; = CWS  
Finals; \* SEC Game.

## Records vs. Opponents

Team	First Meeting	Last Meeting	W-L-T
Alabama	1893 (L, 2-1)	2021 (W, 6-2)	67-95-3
Alabama-Birmingham	1980 (W, 9-1)	2001 (L, 6-1)	25-12-0
Alabama Christian	1984 (W, 14-1)	1984 (W, 11-6)	2-0-0
Amherst	1927 (W, 9-7)	1927 (W, 9-7)	1-0-0
Anderson	1991 (W, 15-6)	1991 (W, 15-6)	1-0-0
Arizona	2021 (W, 7-6)	2021 (W, 7-6)	1-0-0
Arizona State	1973 (W, 6-4)	2008 (L, 18-6)	2-1-0
Arkansas	1970 (W, 9-6)	2021 (L, 6-4)	29-33-0
Arkansas State	2004 (W, 12-2)	2013 (W, 7-3)	2-0-0
Armstrong State	1990 (L, 10-1)	1992 (L, 9-3)	0-3-0
Auburn	1908 (W, 9-6)	2019 (W, 11-1)	66-97-1
Aurora	1979 (W, 10-0)	1979 (W, 10-0)	1-0-0
Austin Peay	1938 (W, 12-2)	2021 (W, 7-0)	54-25-2
Ball State	2005 (W, 9-3)	2007 (W, 15-3)	6-1-0
Baylor	1999 (L, 10-4)	2005 (W, 7-4)	3-5-0
Bellarmino	1976 (L, 11-7)	1976 (W, 8-5)	1-1-0
Belmont	1962 (L, 11-4)	2021 (W, 4-1)	63-15-0
Berry	1969 (L, 5-0)	1969 (W, 6-4)	1-1-0
Bethal	1933 (W, 13-3)	1940 (W, 14-2)	4-1-0
Birmingham	1923 (W, 5-2)	1923 (W, 5-2)	1-0-0
Birmingham Southern	1922 (W, 6-4)	2001 (L, 7-3)	3-4-0
Boston College	1927 (L, 20-2)	2007 (W, 7-6)	3-1-0
Boston Red Sox	1921 (L, 9-0)	1921 (L, 9-0)	0-1-0
Bradley	1941 (W, 13-12)	2001 (W, 10-9)	3-2-0
Brown	1927 (W, 4-1)	2011 (W, 6-3)	7-0-0
Buffalo	2013 (W, 4-2)	2013 (W, 4-2)	1-0-0
Burke Comp.	1936 (W, 2-1)	1936 (W, 2-1)	1-0-0
Butler	1991 (W, 9-0)	2006 (W, 8-2)	8-0-0
Cal-Berkeley	2009 (L, 4-3)	2009 (L, 4-3)	0-1-0
UC-Irvine	2014 (W, 6-4)	2014 (W, 6-4)	1-0-0
UCLA	2010 (L, 9-2)	2020 (L, 3-2)	2-2-0
Cal Poly	2020 (L, 9-8)	2020 (L, 9-8)	0-1-0
UC/Cal-Riverside	1973 (W, 7-3)	1973 (W, 7-3)	1-0-0
Cal State-Fullerton	2015 (W, 4-3)	2019 (W, 14-9)	2-0-0
Cal State-Northridge	2017 (L, 6-4)	2017 (W, 11-3)	1-2-0
Calvin	1969 (W, 16-7)	1971 (W, 13-0)	4-1-0
Campbell	2002 (W, 7-3)	2002 (W, 7-3)	1-0-0
Camp Benning	1921 (W, 5-3)	1923 (L, 6-1)	3-2-0
Central	1901 (W, 5-2)	1904 (W, 9-0)	12-1-1
Central Arkansas	2013 (W, 10-2)	2020 (W, 10-2)	5-0-0
Central Florida	1980 (W, 9-3)	2002 (L, 4-3 [11])	6-2-1
Central Kentucky	1911 (W, 3-2)	1911 (W, 4-2)	2-0-0
Central Michigan	1959 (W, 6-5)	2003 (W, 19-2)	2-1-0
Centre	1920 (W, 11-2)	1921 (L, 7-3)	4-1-0
Chaminade	1981 (L, 2-1)	1981 (W, 6-3)	1-1-0
Chattanooga	1969 (W, 4-0)	1982 (W, 9-0)	10-0-0
Chicago	1900 (3-18)	1959 (W, 9-3)	1-3-0
Chinese Brothers	1914 (W, 12-10)	1914 (L, 4-1)	1-1-0
Christian Brothers Academy	1970 (W, 9-2)	1971 (W, 6-2)	4-0-0
Cincinnati	1898 (W, 15-5)	2004 (W, 11-2)	14-1-0
Citadel	1991 (W, 8-1)	2003 (W, 4-3)	2-1-0
Clemson	1986 (L, 12-2)	2018 (W, 19-6)	5-2-0
Columbus	1974 (W, 9-8)	1976 (L, 7-4)	2-2-0
Connecticut	2000 (W, 8-2)	2020 (W, 6-1)	4-0-0
Cornell	1899 (L, 12-11)	1906 (L, 8-1)	0-6-0
Cumberland	1891 (L, 10-9)	1989 (W, 6-5)	52-12-2
Creighton	2006 (L, 5-4)	2006 (L, 5-4)	0-1-0
Dartmouth	1927 (L, 7-6)	1927 (L, 7-6)	0-1-0
Davidson	1980 (L, 3-2)	2019 (W, 24-2)	3-1-0
Defiance	1926 (W, 10-0)	1926 (W, 10-0)	1-0-0
DePauw	1942 (W, 15-5)	1973 (W, 14-7)	3-0-0
Duke	2018 (W, 9-1)	2019 (W, 13-2)	4-2-0
East Carolina	1974 (W, 2-1)	2021 (W, 4-1)	3-0-0
Eastern Illinois	1995 (W, 3-2)	2016 (W, 9-1)	4-0-0
Eastern Kentucky	1992 (L, 4-1)	2021 (W, 6-4)	1-2-0
Eastern Michigan	1994 (W, 6-1)	1994 (L, 5-6)	2-1-0
East Tennessee State	1995 (W, 7-2)	2019 (W, 12-4)	5-0-0
Evansville	1949 (L, 12-9)	2020 (W, 6-0)	41-19-0
Faulkner	1987 (W, 11-10)	1989 (L, 7-6)	3-1-0
Fisk	1968 (W, 7-3)	1975 (W, 12-2)	10-0-0
Florida	1927 (L, 5-2)	2021 (L, 5-3)	78-142-1
Florida International	2021 (W, 20-4)	2021 (W, 20-4)	1-0-0
Florida State	1972 (W, 11-1)	2010 (L, 7-6)	2-4-0

Team	First Meeting	Last Meeting	W-L-T
Georgetown (Ky.)	1909 (W, 15-6)	1909 (W, 8-7)	2-0-0
Georgia	1897 (W, 1-0)	2021 (L, 9-1)	118-123-0
Georgia Southern	1973 (W, 6-2)	1974 (L, 5-3)	1-2-0
Georgia State	2021 (L, 4-2)	2021 (W, 17-6)	3-1
Georgia Tech	1901 (W, 6-5)	2021 (W, 14-11)	28-41-1
Grand Valley	1980 (L, 6-5)	1980 (L, 5-6)	0-1-0
Harvard	1927 (L, 7-4)	1927 (L, 7-4)	0-1-0
Hawaii	1973 (W, 11-2)	2020 (W, 7-5)	4-19-0
Hawkins	1914 (W, 12-8)	1914 (W, 12-8)	1-0-0
Hillsdale	1958 (W, 8-6)	1958 (W, 8-6)	1-0-0
Hofstra	1993 (W, 6-1)	1993 (W, 6-1)	1-0-0
Holly Cross	1927 (L, 6-2)	1927 (L, 6-2)	0-1-0
Houston	1990 (L, 12-4)	2018 (W, 9-4)	1-2-0
Howard	1907 (W, 7-2)	1907 (W, 7-2)	1-0-0
Hume-Fogg	1918 (W, 3-2)	1918 (W, 5-1)	3-1-0
Illinois	1915 (L, 5-1)	2015 (W, 4-2)	3-1-0
Illinois-Chicago	1994 (L, 6-7)	2021 (W, 4-2)	28-6-0
Illinois State	1949 (L, 4-2)	2019 (L, 7-3)	10-4-0
Illinois State Normal	1937 (L, 6-5)	1937 (L, 6-5)	0-1-0
Illinois Wesleyan	1936 (L, 7-4)	1942 (L, 12-6)	2-2-0
Indiana	1905 (W, 7-2)	2015 (W, 6-4)	12-5-1
IUPUI	1997 (W, 19-1)	1997 (W, 19-1)	1-0-0
Indiana State	1987 (L, 10-7)	2019 (W, 12-1)	8-3-0
Iowa	1975 (L, 6-0)	2008 (L, 6-3)	1-2-0
Jacksonville	1970 (L, 4-3)	2003 (W, 5-2 [11])	1-2-0
Jacksonville State	2005 (W, 14-5)	2005 (W, 14-5)	1-0-0
Kansas	2003 (L, 4-2)	2008 (W, 7-1)	1-2-0
Kent State	1996 (L, 12-8)	2010 (W, 7-1)	5-4-0
Kentucky	1905 (W, 7-2)	2021 (L, 7-5)	150-148-5
Kentucky State	1905 (W, 8-4)	1905 (W, 8-4)	3-0-0
Kenyon	1970 (W, 16-3)	1070 (W, 7-1)	2-0-0
Lambuth	1933 (W, 15-2)	1939 (W, 15-10)	14-0-0
LaSalle	1984 (W, 16-7)	1984 (W, 16-7)	1-0-0
Lewis	1978 (W, 4-3)	1978 (W, 3-1)	2-0-0
Lewis & Clark	1979 (W, 5-4)	1979 (W, 5-4)	1-0-0
Lipscomb	1936 (W, 8-2)	2021 (W, 11-3)	57-23-0
Long Beach State	2013 (W, 10-4)	2018 (L, 4-3)	5-2-0
Louisiana	2018 (L, 3-0)	2018 (L, 3-0)	0-1-0
Louisiana Tech	2012 (L, 9-3)	2012 (L, 9-3)	0-1-0
Louisville	1971 (W, 2-0)	2021 (L, 7-2)	27-11-0
LSU	1954 (W, 5-3)	2021 (W, 5-4)	46-58-0
Manhattan	1927 (W, 4-2)	1927 (W, 4-2)	1-0-0
Marshall	1995 (W, 7-4)	1995 (W, 7-4)	1-0-0
Massachusetts	1973 (L, 2-0)	1973 (L, 2-0)	0-1-0
Maryland	2004 (W, 8-0)	2004 (W, 8-0)	1-0-0
Maryville	1932 (W, 12-9)	1932 (W, 9-5)	3-0-0
Memphis	1936 (W, 13-5)	2021 (W, 10-4)	18-14-0
Mercer	1901 (L, 6-4)	1923 (W, 9-8)	12-9-0
Miami	1973 (L, 6-5)	1974 (L, 7-1)	0-2-0
Miami (Ohio)	1950 (L, 7-5)	2008 (W, 4-3)	5-6-0
Michigan	1906 (W, 3-1)	2020 (L, 3-4)	21-23-0
Michigan State	1929 (W, 7-2)	2003 (W, 5-4)	1-3-0
Middle Tennessee	1926 (W, 6-4)	2019 (W, 5-2)	100-47
Middle Tennessee Normal	1915 (L, 7-5)	1922 (W, 6-0)	5-1-0
Milligan	1908 (W, 5-2)	1908 (T, 2-2)	2-0-1
Minnesota	1924 (L, 6-3)	1924 (L, 6-3)	0-1-0
Mississippi	1900 (W, 6-5)	2021 (L, 4-1)	62-72-2
Mississippi A&M	1913 (W, 11-10)	1924 (L, 6-2)	8-13-2
Mississippi College	1920 (L, 8-1)	1920 (L, 4-3)	0-2-0
Mississippi State	1913 (W, 11-10)	2021 (L, 9-0)	54-74-2
Missouri	2013 (W, 11-5)	2021 (W, 3-1)	22-4-0
Monmouth	2013 (W, 5-1)	2013 (W, 13-1)	3-0-0
Montevello	1983 (L, 6-4)	1983 (L, 6-4)	0-1-0
Morehead State	1993 (L, 6-5)	2016 (W, 6-0)	6-2-0
Murfreesboro Teachers	1928 (W, 5-1)	1939 (L, 7-6)	2-2-0
Murray State	1949 (W, 12-6)	2006 (W, 7-1)	18-10-0
New Orleans	1980 (L, 8-2)	1980 (L, 8-2)	0-1-0
New York Tech	1990 (W, 11-2)	1990 (W, 11-2)	1-0-0
Niagara	2010 (W, 9-0)	2010 (W, 21-3)	3-0-0
North Alabama	2021 (W, 3-2)	2021 (W, 3-2)	1-0-0
North Carolina	2011 (W, 7-3)	2011 (W, 5-1)	2-0-0
North Carolina-Wilmington	2012 (W, 8-2)	2012 (W, 8-2)	1-0-0
North Carolina State	1973 (W, 4-2)	2021 (W, 3-1)	3-3-0

## Records vs. Opponents

Team	First Meeting	Last Meeting	W-L-T
Northwestern.....	1999 (L, 7-6)	1999 (L, 7-6)	0-1-0
Northern Florida.....	1995 (L, 2-0)	1995 (L, 2-0)	0-1-0
Northern Illinois.....	1973 (W, 2-1)	2016 (W, 9-2)	2-0-0
Nashville.....	1912 (L, 9-0)	1926 (W, 9-6)	1-4-0
Nashville Terminals.....	1942 (W, 7-6)	1942 (W, 7-6)	1-0-0
Nashville Vols.....	1937 (L, 14-4)	1939 (L, 15-1)	0-2-0
Notre Dame.....	1923 (L, 3-1)	2003 (L, 3-1 [10])	2-4-0
Oakland.....	2005 (W, 8-3)	2012 (W, 11-4)	2-0-0
Oglethorpe.....	1918 (L, 1-0)	1969 (L, 9-1)	2-4-0
Ohio.....	1975 (L, 2-7)	2010 (W, 5-1)	9-3-0
Ohio State.....	1922 (W, 16-15)	1975 (L, 9-3)	2-2-0
Oklahoma.....	1978 (W, 8-7)	2008 (L, 11-10)	2-2-0
Oklahoma State.....	2010 (W, 7-6)	2021 (L, 10-6)	3-1-0
Old Dominion.....	2003 (L, 2-0)	2003 (L, 2-0)	0-1-0
Oregon.....	2012 (L, 4-2)	2014 (W, 3-2)	4-4-0
Oregon State.....	2008 (W, 8-1)	2017 (L, 9-2)	3-2-0
Pennsylvania.....	1898 (L, 10-0)	1898 (L, 7-3)	0-2-0
Pittsburgh.....	2006 (W, 2-1)	2007 (W, 2-0)	2-0-0
Penn State.....	1987 (W, 5-4)	1987 (W, 5-4)	1-0-0
Presbyterian.....	2013 (W, 5-2)	2021 (W, 10-0)	4-0-0
Princeton.....	1921 (L, 3-2)	2004 (W, 11-1)	1-2-0
Providence.....	1927 (W, 6-5)	1975 (L, 2-0)	2-1-0
Purdue.....	1947 (L, 10-3)	2011 (W, 9-0)	10-4-1
Quinnipiac.....	2015 (W, 9-2)	2015 (W, 8-0)	2-0-0
Radford.....	2015 (W, 21-0)	2016 (W, 21-0)	3-0-0
Rhode Island.....	2012 (W, 9-4)	2012 (W, 8-0)	3-0-0
Rice.....	1990 (L, 4-3)	2007 (W, 7-3)	1-2-0
Rockhurst.....	1999 (L, 8-5)	1999 (L, 8-5)	0-1-0
Rollins.....	1976 (L, 10-5)	1993 (W, 10-4)	3-5-0
Rutgers.....	2003 (W, 3-2 [12])	2003 (W, 3-2 [12])	1-0-0
St Bonaventure.....	1994 (W, 14-1)	1994 (W, 14-1)	1-0-0
St. John's.....	2001 (W, 7-2)	2018 (W, 2-0)	3-0-0
St Joseph's.....	1984 (W, 17-4)	1994 (W, 7-4)	6-0-0
Saint Louis.....	2020 (W, 10-2)	2020 (W, 10-2)	1-0-0
St Mary's.....	1978 (W, 6-3)	2017 (W, 9-1)	4-0-0
Sam Houston State.....	2018 (L, 7-6)	2018 (L, 7-6)	0-1-0
Samford.....	1983 (W, 18-0)	2019 (W, 11-6)	15-8-0
San Diego.....	2006 (L, 10-0)	2017 (W, 11-1)	9-4-0
Santa Clara.....	2015 (W, 6-5 [10])	2015 (W, 6-5 [10])	2-1-0
Sewanee.....	1886 (W, 10-2)	1969 (L, 5-2)	69-35-3
Seton Hall.....	1982 (W, 7-5)	1982 (W, 7-5)	1-0-0
Siena.....	2012 (W, 12-2)	2012 (W, 11-4)	2-0-0
South Alabama.....	1972 (L, 5-2)	2020 (W, 4-0)	6-5-0
South Carolina-Spartanburg.....	1987 (W, 14-3)	1987 (W, 14-3)	1-0-0
Southeast Missouri State.....	2008 (L, 12-8)	2019 (W, 11-3)	2-1-0
Southeast Oklahoma.....	1978 (W, 6-5)	1978 (W, 6-5)	1-0-0
South Carolina.....	1992 (L, 21-1)	2021 (L, 6-5)	38-59-0
Southeastern Louisiana.....	2017 (W, 9-6)	2017 (W, 4-2)	2-0-0
Southern California.....	1973 (W, 5-4)	2020 (L, 2-1)	3-2-0
Southern Illinois.....	1972 (W, 2-1)	2004 (W, 15-0)	3-2-0
Southern Illinois-Edwardsville.....	1974 (L, 5-2)	1974 (W, 10-4)	1-1-0
South Kentucky College.....	1908 (W, 6-3)	1908 (W, 15-6)	2-1-0
Southern Mississippi.....	1985 (L, 14-12)	1986 (L, 2-1)	1-3-0
Stanford.....	1973 (L, 6-0)	2021 (W, 6-5)	11-9-0
Stony Brook.....	2008 (W, 9-4)	2008 (W, 9-4)	1-0-0
Southwestern Baptist.....	1904 (W, 9-6)	1904 (W, 2-1)	2-1-0
Southwestern Presbyterian.....	1900 (W, 20-8)	1921 (W, 13-4)	21-6-1
Temple.....	2002 (W, 10-6)	2002 (W, 10-6)	1-0-0
Tennessee.....	1897 (W, 10-4)	2021 (W, 10-4)	160-177-2
Tennessee-Chattanooga.....	1909 (W, 19-1)	1980 (W, 7-3)	9-0-0
Tennessee-Martin.....	1995 (L, 11-9)	2021 (W, 5-4)	14-1-0
Tennessee State.....	1978 (W, 19-6)	1993 (W, 5-2)	15-1-1
Tennessee Tech.....	1928 (L, 3-2)	2021 (W, 12-5)	47-23-0
Tennessee Temple.....	1987 (W, 14-1)	1987 (W, 14-1)	1-0-0
Tennessee Wesleyan.....	1986 (W, 12-5)	1986 (W, 12-5)	1-0-0
Texas.....	1900 (L, 3-2)	2014 (W, 4-3 [10])	7-7-0
Texas A&M.....	2013 (L, 5-0)	2019 (L, 7-0)	8-11-0
Texas Christian.....	2015 (L, 4-2)	2020 (W, 4-3)	4-2-0
Toledo.....	2020 (W, 11-2)	2020 (11-2)	1-0-0
TPI.....	1942 (L, 7-4)	1942 (L, 7-4)	0-1-0
Trevecca.....	1977 (W, 8-7)	2003 (W, 4-0)	15-2-0
Troy.....	1939 (W, 4-2)	2011 (W, 10-2)	7-0-0
Tulane.....	1953 (L, 14-2)	1957 (L, 10-5)	3-7-0

Team	First Meeting	Last Meeting	W-L-T
Union.....	1971 (L, 8-7)	1979 (W, 17-2)	7-2-0
Univ. of Nashville.....	1893 (W, 5-1)	1906 (W, 18-5)	13-1-0
UMass-Lowell.....	2018 (W, 15-0)	2018 (W, 9-2)	3-0-0
US Navy Base.....	1939 (W, 12-8)	1939 (W, 12-8)	1-0-0
Valdosta State.....	1961 (W, 5-4)	1974 (W, 8-4)	5-1-0
Valparaiso.....	1998 (W, 16-7)	2000 (W, 12-1)	2-0-0
Vermont.....	2009 (W, 14-1)	2009 (W, 14-1)	3-0-0
Villanova.....	1985 (L, 5-3)	1985 (L, 5-3)	0-1-0
Virginia.....	1892 (W, 5-4)	2019 (W, 15-9)	6-3-0
Virginia Military Institute.....	1983 (W, 6-4)	2005 (W, 5-2)	3-0-0
Virginia Tech.....	1978 (L, 17-9)	1978 (L, 17-9)	0-1-0
Wake Forest.....	1991 (W, 7-6)	1999 (L, 3-2)	1-1-0
Washington and Lee.....	1892 (L, 0-11)	1921 (W, 13-4)	2-1-0
Washington State.....	1973 (L, 6-2)	1973 (L, 6-2)	0-1-0
Washington.....	2016 (L, 9-8)	2016 (L, 9-8)	0-1-0
Washington University.....	1904 (W, 14-3)	1904 (W, 14-3)	1-0-0
Western Carolina.....	2008 (W, 5-3)	2008 (W, 11-4)	2-0-0
Western Illinois.....	1947 (W, 4-0)	1947 (W, 4-0)	1-0-0
Western Kentucky.....	1913 (L, 2-0)	2021 (W, 12-1)	69-31-2
Western Kentucky Normal.....	1926 (W, 6-3)	1926 (W, 6-3)	1-0-0
Western Kentucky Teachers.....	1936 (L, 8-1)	1941 (W, 7-4)	3-4-0
Western Michigan.....	1970 (W, 6-5)	1970 (W, 5-3)	2-0-0
West Tennessee Teach.....	1933 (W, 4-0)	1935 (W, 15-10)	7-2-0
West Virginia.....	1970 (L, 3-2)	2002 (W, 10-5)	5-4-0
William Carey.....	1986 (W, 6-4)	1986 (W, 6-4)	1-0-0
Winthrop.....	2014 (W, 9-1)	2014 (W, 4-1)	3-0
Wisconsin.....	1929 (W, N/A)	1931 (L, 6-4)	1-4-0
Wisconsin-Eau Claire.....	1979 (W, 11-4)	1983 (W, 9-8)	5-0-0
Wisconsin-Super.....	1975 (W, 18-1)	1975 (W, 6-4)	3-0-0
Wittenberg.....	1960 (W, 13-12)	1964 (L, 7-3)	2-1-0
Wofford.....	2010 (W, 7-2)	2015 (W, 5-3)	5-0-0
Wright State.....	2009 (W, 12-3)	2021 (W, 1-0)	4-0-0
Xavier.....	1995 (L, 22-8)	2016 (L, 15-1)	8-3-0
Yale.....	1927 (L, 2-0)	2000 (W, 22-5)	2-1-0



# SEC Tournament History

## ★ 1980, 2007, 2019 SEC Tournament Champions ★ 25 Appearances ★ 52-39 Overall Record

### 2021

Vanderbilt 5, Ole Miss 4  
Arkansas 6, Vanderbilt 4  
Ole Miss 4, Vanderbilt 1

### 2019 • Tournament Champions

Vanderbilt 11, Auburn 1 (8)  
Vanderbilt 1, Mississippi State 0  
Vanderbilt 13, LSU 4  
Vanderbilt 11, Ole Miss 10

### 2018

Texas A&M 3, Vanderbilt 1

### 2017

South Carolina 7, Vanderbilt 4 (11)

### 2016

Vanderbilt 7, Missouri 0  
Vanderbilt 6, Texas A&M 5  
Ole Miss 12, Vanderbilt 9  
Texas A&M 13, Vanderbilt 3 (7)

### 2015 • Tournament Runner-up

Vanderbilt 7, Missouri 6 (10 inn.)  
Texas A&M 6, Vanderbilt 1  
Vanderbilt 16, Alabama 1 (7 inn.)  
Vanderbilt 12, Texas A&M 3  
Florida 7, Vanderbilt 3

### 2014

Vanderbilt 3, Tennessee 2  
LSU 11, Vanderbilt 1 (7 inn.)  
Ole Miss 7, Vanderbilt 2

### 2013 • Tournament Runner-up

Texas A&M 5, Vanderbilt 0  
Vanderbilt 4, South Carolina 3 (10 inn.)  
Vanderbilt 3, Texas A&M 0  
Vanderbilt 16, Mississippi State 8  
LSU 5, Vanderbilt 4 (11 inn.)

### 2012 • Tournament Runner-up

Vanderbilt 4, Georgia 1  
Vanderbilt 3, South Carolina 2  
Vanderbilt 2, Florida 1  
Vanderbilt 8, Florida 6  
Mississippi State 3, Vanderbilt 0

### 2011 • Tournament Runner-up

Vanderbilt 10, Georgia 0 (7 inn.)  
Vanderbilt 7, South Carolina 2  
Vanderbilt 3, Arkansas 2  
Florida 5, Vanderbilt 0

### 2010

Vanderbilt 2, Arkansas 0  
LSU 7, Vanderbilt 5  
Florida 5, Vanderbilt 2

### 2009 • Tournament Runner-up

Vanderbilt 4, LSU 1  
Vanderbilt 5, South Carolina 4  
Vanderbilt 11, Arkansas 1  
LSU 6, Vanderbilt 2

### 2008

Vanderbilt 7, Florida 3  
LSU 8, Vanderbilt 2  
Vanderbilt 7, South Carolina 5  
Vanderbilt 7, Ole Miss 4  
Ole Miss 8, Vanderbilt 7

### 2007 • Tournament Champions

Tennessee 6, Vanderbilt 4  
Vanderbilt 3, Mississippi State 2  
Vanderbilt 15, Tennessee 2  
Vanderbilt 13, Ole Miss 1 (8)  
Vanderbilt 7, Ole Miss 6 (10)  
Vanderbilt 7, Arkansas 4

### 2006 • Tournament Runner-up

Vanderbilt 9, Georgia 4  
Vanderbilt 11, South Carolina 1 (7)  
Georgia 5, Vanderbilt 4  
Vanderbilt 11, Georgia 1 (7)  
Ole Miss 9, Vanderbilt 3

### 2004 • Tournament Runner-up

Vanderbilt 6, Georgia 0  
Vanderbilt 3, Florida 0  
Vanderbilt 6, Florida 5 (12)  
South Carolina 3, Vanderbilt 2

### 2003

Auburn 3, Vanderbilt 1  
South Carolina 3, Vanderbilt 2

### 1996

Mississippi State 8, Vanderbilt 5

### 1995

Vanderbilt 9, Tennessee 4  
Vanderbilt 4, Florida 2  
Kentucky 9, Vanderbilt 6  
Tennessee 4, Vanderbilt 3

### 1994 • Tournament Runner-up

Tennessee 20, Vanderbilt 12  
Vanderbilt 15, Florida 7  
Vanderbilt 15, Kentucky 6  
Vanderbilt 6, Georgia 1  
Vanderbilt 4, Tennessee 1  
Tennessee 6, Vanderbilt 3

### 1993

Tennessee 7, Vanderbilt 4  
Vanderbilt 11, South Carolina 7  
Tennessee 11, Vanderbilt 5

### 1992

LSU 7, Vanderbilt 2  
South Carolina 14, Vanderbilt 1

### 1990

Vanderbilt 6, Georgia 3  
Vanderbilt 4, Auburn 3  
LSU 13, Vanderbilt 5  
Mississippi State 17, Vanderbilt 9

### 1980 • Champions

Auburn 3, Vanderbilt 2  
Vanderbilt 11, Florida 7  
Vanderbilt 21, Ole Miss 0  
Vanderbilt 16, Auburn 3  
Vanderbilt 13, Auburn 0

### 1977

Ole Miss 9, Vanderbilt 7  
Mississippi State 15, Vanderbilt 2

### Individual Records

#### Hitting

At-Bats .....	6 (13)
Philip Clarke vs. Ole Miss (5.26.19)	
Runs .....	6
Charles DeFrance vs. Ole Miss (5.12.80)	
Hits .....	5
JJ Bleday vs. Auburn (5.22.19)	
RBI .....	5
Stephen Scott vs. Auburn (5.22.19)	
Doubles .....	3 (2)
Harrison Ray vs. Ole Miss (5.26.19)	
Triples .....	1 (multiple)
Home Runs .....	2 (2)
Dansby Swanson vs. Missouri (5.20.15)	
Total Bases .....	12
Charles DeFrance vs. Ole Miss (5.12.80)	
Walks .....	3 (13)
Harrison Ray vs. Duke (6.7.19)	
Strikeouts .....	4 (2)
Will Toffey vs. Indiana (5.30.15)	
Sacrifice Hits .....	1 (multiple)
Sacrifice Flies .....	1 (multiple)
Stolen Bases .....	3 (3)
Anthony Gomez vs. Florida (5.26.12)	
Stolen Bases Attempts .....	4
Anthony Gomez vs. Florida (5.26.12)	
Hit-by-Pitch .....	3
Boomer Whipple vs. Florida (5.20.94)	

#### Pitching

Innings Pitched .....	9.0 (multiple)
Mike Minor vs. LSU (5.20.09)	
Hits Allowed .....	13
Joe Barbao vs. Florida (5.20.94)	
Runs Allowed .....	10
Kyle Wright vs. Texas A&M (5.27.16)	
Earned Runs Allowed .....	9
Kyle Wright vs. Texas A&M (5.27.16)	
Walks .....	9
Barry Ralston vs. Florida (5.11.80)	
Strikeouts .....	12
Ryan Mullins vs. Florida (5.27.04)	
Wild Pitches .....	3 (2)
Hugh Fisher vs. LSU (5.25.19)	
Low Hit (Complete Game) .....	3
Jeremy Sowers vs. Georgia (5.26.04)	
Home Runs Allowed .....	3 (2)
Rick Giannola vs. Kentucky (5.21.94)	

#### Fielding

Putouts .....	14 (2)
Andrew Giobbi vs. South Carolina (5.21.09)	
Assists .....	9
Riley Reynolds vs. LSU (5.20.09)	
Errors .....	2 (multiple)

### Team Records

#### Hitting

At-Bats .....	49
vs. Ole Miss (5.12.80)	
Runs .....	21
vs. Ole Miss (5.12.80)	
Hits .....	24
vs. Ole Miss (5.12.80)	
RBI .....	20
vs. Ole Miss (5.12.80)	
Doubles .....	8
vs. Alabama (5.22.15)	
Triples .....	2 (2)
vs. Georgia (5.27.06)	
Home Runs .....	4 (2)
vs. Missouri (5.20.14)	
Total Bases .....	98
vs. Ole Miss (5.12.80)	
Sacrifice Hits .....	3 (3)
vs. Florida (5.26.12)	
Sacrifice Flies .....	2 (7)
vs. Alabama (5.22.15)	
Stolen Bases .....	7
vs. Florida (5.26.12)	
Stolen Base Attempts .....	9
vs. Florida (5.26.12)	
Hit-by-Pitch .....	4 (2)
vs. LSU (5.26.13)	
Left on Base .....	16
vs. Ole Miss (5.12.80)	

#### Pitching

Hits Allowed .....	20
vs. Tennessee (5.19.94)	
Fewest Hits Allowed .....	1
vs. Georgia (5.25.11)	
Most Walks .....	8 (4)
vs. Ole Miss (5.26.19)	
Fewest Walks .....	0 (3)
vs. Mississippi State (5.24.07)	
Strikeouts .....	14
vs. South Carolina (5.21.09)	
Wild Pitches .....	3 (3)
vs. LSU (5.25.19)	
Home Runs Allowed .....	3 (5)
vs. Texas A&M (5.21.15)	

#### Fielding

Assists .....	17
vs. LSU (5.20.09)	
Errors .....	4
vs. Texas A&M (5.27.16)	

# NCAA Tournament Results

**2021 National Runner-Up ★ 2019 National Champions ★ 2014 National Champions ★ 2015 National Runner-Up ★ 19 Appearances ★ 10 Super Regionals ★ 5 College World Series ★ 77-43 Overall Record**

## 2021 • National Runner-up

### Regional • Nashville, Tenn.

June 4 Vanderbilt 10, Presbyterian 0  
June 5 Vanderbilt 4, Georgia Tech 3  
June 6 Vanderbilt 14, Georgia Tech 11 (11)

### Super Regional • Nashville, Tenn.

June 11 Vanderbilt 2, East Carolina 0  
June 12 Vanderbilt 4, East Carolina 1

### College World Series • Omaha, Neb.

June 19 Vanderbilt 7, Arizona 6 (12)  
June 21 NC State 1, Vanderbilt 0  
June 23 Vanderbilt 6, Stanford 5  
June 25 Vanderbilt 3, NC State 1  
June 28 Vanderbilt 8, Mississippi State 2  
June 29 Mississippi State 13, Vanderbilt 2  
June 30 Mississippi State 9, Vanderbilt 0

## 2019 • National Champions

### Regional • Nashville, Tenn.

May 31 Vanderbilt 10, Ohio State 2  
June 1 Vanderbilt 8, Indiana State 5  
June 2 Vanderbilt 12, Indiana State 1

### Super Regional • Nashville, Tenn.

June 7 Duke 18, Vanderbilt 5  
June 8 Vanderbilt 3, Duke 0  
June 8 Vanderbilt 13, Duke 2  
College World Series • Omaha, Neb.  
June 16 Vanderbilt 3, Louisville 1  
June 19 Vanderbilt 6, Mississippi State 3  
June 21 Vanderbilt 3, Louisville 2  
June 24 Michigan 7, Vanderbilt 4  
June 25 Vanderbilt 4, Michigan 1  
June 26 Vanderbilt 8, Michigan 2

## 2018

### Regional • Clemson, S.C.

June 1 Vanderbilt 2, St. John's 0  
June 2 Vanderbilt 4, Clemson 3  
June 3 Vanderbilt 19, Clemson 6  
Super Regional • Nashville, Tenn.  
June 8 Mississippi State 10, Vanderbilt 8  
June 9 Vanderbilt 4, Mississippi State 3  
June 10 Mississippi State 10, Vanderbilt 6 (11)

## 2017

### Regional • Clemson, S.C.

June 2 Vanderbilt 13, St. John's 4  
June 3 Vanderbilt 9, Clemson 4  
June 4 Clemson 6, Vanderbilt 0  
June 5 Vanderbilt 8, Clemson 0

### Super Regional • Corvallis, Ore.

June 9 Oregon State 8, Vanderbilt 4  
June 10 Oregon State 9, Vanderbilt 2

## 2016

### Regional • Nashville, Tenn.

June 4 Xavier 15, Vanderbilt 1  
June 4 Washington 9, Vanderbilt 8

## 2015 • National Runner-up

### Regional • Nashville, Tenn.

May 29 Vanderbilt 9, Lipscomb 1  
May 30 Vanderbilt 6, Indiana 4  
June 1 Vanderbilt 21, Radford 0

### Super Regional • Champaign, Ill.

June 6 Vanderbilt 13, Illinois 0  
June 8 Vanderbilt 4, Illinois 2

### College World Series • Omaha, Neb.

June 15 Vanderbilt 4, Cal State Fullerton 3  
June 16 Vanderbilt 1, TCU 0  
June 19 Vanderbilt 7, TCU 1  
June 22 Vanderbilt 5, Virginia 1  
June 23 Virginia 3, Vanderbilt 0  
June 24 Virginia 4, Vanderbilt 2

## 2014 • National Champions

### Regional • Nashville, Tenn.

May 30 Vanderbilt 11, Xavier 0  
May 31 Vanderbilt 7, Oregon 2  
June 1 Vanderbilt 3, Oregon 2

### Super Regional • Nashville, Tenn.

June 6 Vanderbilt 11, Stanford 6  
June 7 Stanford 5, Vanderbilt 4  
June 8 Vanderbilt 12, Stanford 5  
College World Series • Omaha, Neb.  
June 14 Vanderbilt 5, Louisville 3  
June 16 Vanderbilt 6, UC Irvine 4  
June 20 Texas 4, Vanderbilt 0  
June 21 Vanderbilt 4, Texas 3 (10)  
June 23 Vanderbilt 9, Virginia 8  
June 24 Virginia 7, Vanderbilt 2  
June 25 Vanderbilt 3, Virginia 2

## 2013

### Regional • Nashville, Tenn.

May 31 Vanderbilt 9, East Tennessee State 1  
June 1 Vanderbilt 10, Illinois 4  
June 2 Georgia Tech 5, Vanderbilt 0  
June 3 Vanderbilt 7, Georgia Tech 1  
Super Regional • Nashville, Tenn.  
June 8 Louisville 5, Vanderbilt 3  
June 9 Louisville 2, Vanderbilt 1

## 2012

### Regional • Raleigh, N.C.

June 1 Vanderbilt 8, UNC-Wilmington 2  
June 2 Vanderbilt 9, NC State 8  
June 3 NC State 6, Vanderbilt 5  
June 4 NC State 9, Vanderbilt 7

## 2011 • College World Series

### Regional • Nashville, Tenn.

June 3 Vanderbilt 10, Belmont 0  
June 4 Vanderbilt 10, Troy 2  
June 5 Vanderbilt 6, Belmont 1

### Super Regional • Nashville, Tenn.

June 10 Vanderbilt 11, Oregon State 1  
June 11 Vanderbilt 9, Oregon State 3  
College World Series • Omaha, Neb.  
June 18 Vanderbilt 7, North Carolina 3  
June 20 Florida 3, Vanderbilt 1  
June 22 Vanderbilt 5, North Carolina 1  
June 24 Florida 6, Vanderbilt 4

## 2010

### Regional • Louisville, Ky.

June 4 Vanderbilt 8, Illinois State 7 (13)  
June 5 Louisville 7, Vanderbilt 1  
June 6 Vanderbilt 10, Illinois State 4  
June 6 Vanderbilt 7, Louisville 0  
June 7 Vanderbilt 3, Louisville 2 (10)  
Super Regional • Tallahassee, Fla.  
June 11 Florida State 9, Vanderbilt 8  
June 12 Vanderbilt 6, Florida State 2  
June 13 Florida State 7, Vanderbilt 6

## 2009

### Regional • Louisville, Ky.

May 29 Middle Tennessee 5, Vanderbilt 4  
May 30 Vanderbilt 10, Indiana 0  
May 31 Vanderbilt 6, Middle Tennessee 0  
May 31 Vanderbilt 8, Louisville 4  
June 1 Louisville 5, Vanderbilt 3

## 2008

### Regional • Tempe, Ariz.

May 30 Oklahoma 8, Vanderbilt 5  
May 31 Vanderbilt 9, Stony Brook 4  
June 1 Oklahoma 11, Vanderbilt 10

## 2007

### Regional • Nashville, Tenn.

June 1 Vanderbilt 2, Austin Peay 1 (11)  
June 2 Michigan 4, Vanderbilt 3  
June 3 Vanderbilt 11, Austin Peay 5  
June 3 Vanderbilt 10, Michigan 7  
June 4 Michigan 4, Vanderbilt 3 (10)

## 2006

### Regional • Atlanta, Ga.

June 2 Vanderbilt 5, Michigan  
June 3 Georgia Tech 7, Vanderbilt 3  
June 4 Vanderbilt 5, Michigan 4  
June 4 Georgia Tech 8, Vanderbilt 4

## 2004

### Regional • Charlottesville, Va.

June 4 Vanderbilt 7, George Mason 3  
June 5 Vanderbilt 11, Princeton 1  
June 6 Vanderbilt 7, Virginia 3  
Super Regional • Austin, Texas  
June 11 Texas 15, Vanderbilt 3  
June 12 Texas 10, Vanderbilt 2

## 1980

### Regional • Tallahassee, Fla.

May 22 Western Kentucky 15, Vanderbilt 4  
May 23 New Orleans 8, Vanderbilt 2  
(game completed May 24 due to rain)

## 1974

### Regional • Starkville, Miss.

May 23 Vanderbilt 2, East Carolina 1  
May 24 Miami 7, Vanderbilt 1  
May 25 Georgia Southern 5, Vanderbilt 3

## 1973

### Regional • Starkville, Miss.

May 24 Vanderbilt 6, Georgia Southern 2  
May 26 Vanderbilt 4, North Carolina State 2  
May 26 Georgia Southern 5, Vanderbilt 2  
May 28 Miami 6, Vanderbilt 5

# NCAA Tournament Records

## Individual Records

### Hitting

At-Bats .....	7 (4)
Connor Kaiser at Clemson (6.3.18)	
Runs .....	4 (2)
Stephen Scott at Clemson (6.3.18)	
Hits .....	5
Connor Kaiser at Clemson (6.3.18)	
RBI .....	10
Connor Kaiser at Clemson (6.3.18)	
Doubles .....	3 (2)
Julian Infante vs. Indiana State (6.1.19)	
Triples .....	1 (multiple)
Home Runs .....	3 (2)
Connor Kaiser at Clemson (6.3.18)	
Total Bases .....	14
Connor Kaiser at Clemson (6.3.18)	
Walks .....	3 (13)
Harrison Ray vs. Duke (6.7.19)	
Strikeouts .....	4 (2)
Will Toffey vs. Indiana (5.30.15)	
Sacrifice Hits .....	2 (2)
Jack Lupo vs. Georgia Tech (6.3.13)	
Sacrifice Flies .....	2
Anthony Gomez vs. Troy (6.4.11)	
Stolen Bases .....	2 (10)
Ethan Paul vs. Duke (6.9.19)	
Stolen Bases Attempts .....	4
Ethan Paul vs. Clemson (6.5.17)	
Hit-by-Pitch .....	2 (5)
R. Wiseman • J. Kendall vs. Radford (5.31.15)	

### Pitching

Innings Pitched .....	9.0 (9)
Kumar Rocker vs. Duke (6.8.19)	
Walker Buehler vs. Oregon (6.1.14)	
Richie Goodenow vs. Louisville (6.6.10)	
Caleb Cotham vs. Middle Tennessee (5.31.09)	
David Price vs. Austin Peay (6.1.07)	
Matt Buschmann vs. Michigan (6.2.06)	
Ryan Mullins vs. Princeton (6.5.04)	
Jeff Peeples vs. Georgia Southern (5.24.73)	
Jeff Peeples vs. Miami (Fla.) (5.28.73)	
Hits .....	13
David Nenad vs. Western Kentucky (5.22.80)	
Runs .....	9
David Nenad vs. Western Kentucky (5.22.80)	
Earned Runs .....	9
David Nenad vs. Western Kentucky (5.22.80)	
Walks .....	6 (3)
Carson Fulmer vs. Texas (6.21.14)	
Strikeouts .....	19
Kumar Rocker vs. Duke (6.8.19)	
Wild Pitches .....	3
Carson Fulmer vs. Cal State Fullerton (6.12.15)	

### Fielding

Putouts .....	21
Shea Robin vs. Austin Peay (6.1.07)	
Assists .....	8
Dansby Swanson vs. Virginia (6.24.15)	
Errors .....	3
Ted Shipley vs. Miami (Fla.) (5.24.74)	
Passed Balls .....	2
Spencer Navin vs. Louisville (6.8.13)	

## Team Records

### Hitting

At-Bats .....	49
vs. Illinois State (6.4.10)	
Runs .....	21
vs. Radford (5.31.15)	
Hits .....	20 (2)
vs. Clemson (6.3.18)	
RBI .....	20
vs. Radford (5.31.15)	
Doubles .....	8
vs. Clemson (6.3.17)	
Triples .....	4
vs. Radford (5.31.15)	
Home Runs .....	9
vs. Clemson (6.3.18)	
Total Bases .....	48
vs. Clemson (6.3.18)	
Sacrifice Hits .....	4 (2)
vs. St. John's (6.2.17)	
Sacrifice Flies .....	2 (8)
vs. St. John's (6.2.17)	
Stolen Bases .....	8
vs. UNC-Wilmington (6.1.12)	
Stolen Base Attempts .....	9
vs. UNC-Wilmington (6.1.12)	
Walks .....	11
vs. Clemson (6.3.18)	
Hit-by-Pitch .....	7
vs. Radford (5.31.15)	
Strikeouts .....	16
vs. Mississippi State (6.10.18)	
Left on Base .....	17 (3)
vs. Mississippi State (6.10.18)	

### Pitching

Innings Pitched .....	13.0 (2)
vs. Illinois State (6.4.10)	
Hits .....	15 (2)
Duke (6.7.19)	
Fewest Hits .....	0
Duke (6.8.19)	
Fewest Runs .....	0 (10)
Duke (6.8.19)	
Walks .....	12
New Orleans (5.23.80)	
Fewest Walks .....	0 (2)
Stanford (6.7.14)	
Strikeouts .....	22
Austin Peay (6.1.07)	
Wild Pitches .....	4
Duke (6.7.19)	

### Fielding

Assists .....	20
Virginia (6.24.15)	
Errors .....	6
Miami (Fla.) (5.24.74)	

### Miscellaneous

Margin of Victory .....	21
vs. Radford [21-0] (5.31.15)	

# NCAA Regional History

## 18 NCAA Regionals ★ 42-21 Record

### 2021 - National Runner-up

#### Nashville, Tenn.

June 4	Vanderbilt 10, Presbyterian 0
June 5	Vanderbilt 4, Georgia Tech 3
June 6	Vanderbilt 14, Georgia Tech 11 (11)

### 2019 - National Champions

#### Nashville, Tenn.

May 31	Vanderbilt 8, Ohio State 2
June 1	Vanderbilt 8, Indiana State 5
June 2	Vanderbilt 12, Indiana State 1

### 2018

#### Clemson, S.C.

June 1	Vanderbilt 2, St. John's 0
June 2	Vanderbilt 4, Clemson 3
June 3	Vanderbilt 19, Clemson 6

### 2017

#### Clemson, S.C.

June 2	Vanderbilt 13, St. John's 4
June 3	Vanderbilt 9, Clemson 4
June 4	Clemson 6, Vanderbilt 0
June 5	Vanderbilt 8, Clemson 0

### 2016

#### Nashville, Tenn.

June 4	Xavier 15, Vanderbilt 1
June 4	Washington 9, Vanderbilt 8

### 2015 - National Runner-up

#### Nashville, Tenn.

May 29	Vanderbilt 9, Lipscomb 1
May 30	Vanderbilt 6, Indiana 4
June 1	Vanderbilt 21, Radford 0

### 2014 - National Champions

#### Nashville, Tenn.

May 30	Vanderbilt 11, Xavier 0
May 31	Vanderbilt 7, Oregon 2
June 1	Vanderbilt 3, Oregon 2

### 2013

#### Nashville, Tenn.

May 31	Vanderbilt 9, East Tennessee State 1
June 1	Vanderbilt 10, Illinois 4
June 2	Georgia Tech 5, Vanderbilt 0
June 3	Vanderbilt 7, Georgia Tech 1

### 2012

#### Raleigh, N.C.

June 1	Vanderbilt 8, UNC-Wilmington 2
June 2	Vanderbilt 9, NC State 8
June 3	NC State 6, Vanderbilt 5
June 4	NC State 9, Vanderbilt 7

### 2011 - College World Series

#### Nashville, Tenn.

June 3	Vanderbilt 10, Belmont 0
June 4	Vanderbilt 10, Troy 2
June 5	Vanderbilt 6, Belmont 1

### 2010

#### Louisville, Ky.

June 4	Vanderbilt 8, Illinois State 7 (13)
June 5	Louisville 7, Vanderbilt 1
June 6	Vanderbilt 10, Illinois State 4
June 6	Vanderbilt 7, Louisville 0
June 7	Vanderbilt 3, Louisville 2 (10)

### 2009

#### Louisville, Ky.

May 29	Middle Tennessee 5, Vanderbilt 4
May 30	Vanderbilt 10, Indiana 0
May 31	Vanderbilt 6, Middle Tennessee 0
May 31	Vanderbilt 8, Louisville 4
June 1	Louisville 5, Vanderbilt 3

### 2008

#### Tempe, Ariz.

May 30	Oklahoma 8, Vanderbilt 5
May 31	Vanderbilt 9, Stony Brook 4
June 1	Oklahoma 11, Vanderbilt 10

### 2007

#### Nashville, Tenn.

June 1	Vanderbilt 2, Austin Peay 1 (11)
June 2	Michigan 4, Vanderbilt 3
June 3	Vanderbilt 11, Austin Peay 5
June 3	Vanderbilt 10, Michigan 7
June 4	Michigan 4, Vanderbilt 3 (10)

### 2006

#### Atlanta, Ga.

June 2	Vanderbilt 5, Michigan
June 3	Georgia Tech 7, Vanderbilt 3
June 4	Vanderbilt 5, Michigan 4
June 4	Georgia Tech 8, Vanderbilt 4

### 2004

#### Charlottesville, Va.

June 4	Vanderbilt 7, George Mason 3
June 5	Vanderbilt 11, Princeton 1
June 6	Vanderbilt 7, Virginia 3

### 1980

#### Tallahassee, Fla.

May 22	Western Kentucky 15, Vanderbilt 4
May 23	New Orleans 8, Vanderbilt 2
(game completed on May 24 due to rain)	

### 1974

#### Starkville, Miss.

May 23	Vanderbilt 2, East Carolina 1
May 24	Miami 7, Vanderbilt 1
May 25	Ga. Southern 5, Vanderbilt 3

### 1973

#### Starkville, Miss.

May 24	Vanderbilt 6, Georgia Southern 2
May 26	Vanderbilt 4, North Carolina State 2
May 26	Georgia Southern 5, Vanderbilt 2
May 28	Miami 6, Vanderbilt 5

## Individual Records

### Hitting and Base Running

#### Category

	vs Opponent
At-Bats.....	7.....4x, last Connor Kaiser at Clemson (6/3/18)
Runs.....	4.....3x, last Stephen Scott at Clemson (6/3/18)
Hits.....	5.....2x, last Connor Kaiser at Clemson (6/3/18)
RBI.....	10.....Connor Kaiser at Clemson (6/3/18)
Doubles.....	3.....Twice, last Julian Infante vs. Indiana State (6/1/19)
Triples.....	1.....11x, last Philip Clarke vs. Indiana State (6/2/19)
Home Runs.....	3.....Connor Kaiser at Clemson (6/3/18)
Total Bases.....	14.....Connor Kaiser at Clemson (6/3/18)
Walks.....	3.....7x, last Pat DeMarco vs. Ohio State (5/31/19)
Strikeouts.....	4.....2x, last Connor Kaiser vs. Clemson (6/3/17)
Sac Hits.....	2.....3x, last Ro Coleman vs. St. John's (6/2/17)
Sac Flies.....	2.....Anthony Gomez vs. Troy (6/4/11)
Stolen Bases.....	2.....4x, last Ethan Paul vs. Clemson (6/5/17)
Stolen Bases Atts.....	4.....Ethan Paul vs. Clemson (6/5/17)
Hit-by-Pitch.....	2.....3x, last R. Wiseman, J. Kendall vs. Radford (5/31/15)

### Pitching

#### Category

	vs Opponent
Innings Pitched.....	9.0.....9x, last Drake Fellows vs. Ohio State (5/31/19)
	Walker Buehler vs. Oregon (6/1/14)
	Richie Goodenow vs. Louisville (6/6/10)
	Caleb Cotham vs. Middle Tennessee (5/31/09)
	David Price vs. Austin Peay (6/1/07)
	Matt Buschmann vs. Michigan (6/2/06)
	Ryan Mullins vs. Princeton (6/5/04)
	Jeff Peeples vs. Georgia Southern (5/24/73)
	Jeff Peeples vs. Miami (Fla.) (5/28/73)
Most Hits.....	13.....David Nenad vs. Western Kentucky (5/22/80)
Runs.....	9.....David Nenad vs. Western Kentucky (5/22/80)
Earned Runs.....	9.....David Nenad vs. Western Kentucky (5/22/80)
Walks.....	6.....Jack Armstrong vs. Illinois State (6/6/10)
Strikeouts.....	17.....David Price vs. Austin Peay (6/1/07)
Wild Pitches.....	2.....3x, last Mason Hickman vs. Indiana State (6/2/19)
Low Hit CG.....	2.....Richie Goodenow vs. Louisville (6/6/10)

### Fielding

#### Category

	vs Opponent
Putouts.....	21.....Shea Robin vs. Austin Peay (6/1/07)
Assists.....	7.....Brian Harris vs. Louisville (6/7/10)
Errors.....	3.....Ted Shipley vs. Miami (Fla.) (5/24/74)
Passed Balls.....	1.....5x, last Stephen Scott at Clemson (6/3/18)

## Team Records

### Hitting and Base Running

#### Category

	vs Opponent
At-Bats.....	49.....Illinois State (6/4/10)
Runs.....	21.....Radford (5/31/5)
Hits.....	20.....2x, last Clemson (6/3/18)
RBI.....	20.....Radford (5/31/15)
Doubles.....	8.....Clemson (6/3/17)
Triples.....	4.....Radford (5/31/15)
Home Runs.....	9.....Clemson (6/3/18)
Total Bases.....	48.....Clemson (6/3/18)
Sac Hits.....	4.....2x, last St. John's (6/2/17)
Sac Flies.....	2.....8x, last St. John's (6/2/17)
Stolen Bases.....	8.....UNC-Wilmington (6/1/12)
SB Attempts.....	9.....UNC-Wilmington (6/1/12)
Walks.....	11.....Clemson (6/3/18)
Hit-by-Pitch.....	7.....Radford (5/31/15)
Strikeouts.....	11.....6x, last Clemson (6/3/18)
Left on Base.....	17.....Twice, last Illinois State (6/6/10)

### Pitching

#### Category

	vs Opponent
Innings Pitched.....	13.0.....Twice, last Illinois State (6/4/10)
Most Hits.....	13.....Twice, last at NC State (6/4/12)
Fewest Hits.....	2.....Twice, last Louisville (6/6/10)
Fewest Runs.....	0.....7x, last St. John's (6/1/18)
Walks.....	12.....New Orleans (5/23/80)
Fewest Walks.....	0.....UNC-Wilmington (6/1/12)
Strikeouts.....	22.....Austin Peay (6/1/07)
Wild Pitches.....	2.....4x, last Indiana State (6/2/19)

### Fielding

#### Category

	vs Opponent
Assists.....	18.....NC State (6/2/12)
Errors.....	6.....Miami (Fla.) (5/24/74)

### Miscellaneous

#### Category

	vs Opponent
Margin of Victory.....	21.....Radford - 21-0 (5/31/15)



# NCAA Super Regional History

## Individual Records

### Hitting and Base Running

Category		vs Opponent
At-Bats.....	6	5x, last C. Kaiser, S. Scott vs. Mississippi State (6/10/18)
Runs.....	3	5x, last Tyler Campbell at Illinois (6/6/15)
Hits.....	4	3x, last Bryan Reynolds vs. Stanford (6/6/14)
RBI.....	6	Aaron Westlake vs. Oregon State (6/11/11)
Doubles.....	2	3x, last Rhett Wiseman vs. Stanford (6/7/14)
Triples.....	1	4x, last Pat DeMarco vs. Duke (6/8/19)
Home Runs.....	3	Aaron Westlake vs. Oregon State (6/11/11)
Total Bases.....	12	Aaron Westlake vs. Oregon State (6/11/11)
Walks.....	3	4x, last Harrison Ray vs. Duke (6/7/19)
Strikeouts.....	4	Cesar Nichols at Texas (6/11/04)
Sac Hits.....	1	10x, last Tyler Campbell at Illinois (6/8/15)
Sac Flies.....	1	5x, last Stephen Scott vs. Duke (6/8/19)
Stolen Bases.....	2	4x, last Ethan Paul vs. Duke (6/9/19)
Stolen Bases Atts.....	2	4x, last Ethan Paul vs. Duke (6/9/19)
Hit-by-Pitch.....	1	Several times

### Pitching

Category		vs Opponent
Innings Pitched.....	9.0	Kumar Rocker vs. Duke (6/8/19)
Most Hits.....	8	4x, last Kyle Wright at Oregon State (6/10/17)
Runs.....	7	4x, last Drake Fellows vs. Duke (6/7/19)
Earned Runs.....	7	2x, last Kyle Wright at Oregon State (6/10/17)
Walks.....	5	Carson Fulmer at Illinois (6/6/15)
Strikeouts.....	19	Kumar Rocker vs. Duke (6/8/19)
Wild Pitches.....	2	4x, last Drake Fellows vs. Mississippi State (6/8/18)

### Fielding

Category		vs Opponent
Putouts.....	16	Ty Duvall vs. Duke (6/9/19)
Assists.....	6	Twice, last Philip Clarke vs. Duke (6/8/19)
Errors.....	2	Dansby Swanson vs. Stanford (6/8/14)
Passed Balls.....	2	Spencer Navin vs. Louisville (6/8/13)

## Team Records

### Hitting and Base Running

Category		vs Opponent
At-Bats.....	43	2x, last vs. Mississippi State (6/10/18)
Runs.....	13	Twice, last vs. Duke (6/9/19)
Hits.....	16	at Florida State (6/11/10)
RBI.....	12	vs. Duke (6/9/19)
Doubles.....	5	at Florida State (6/11/10)
Triples.....	1	4x, last vs. Duke (6/9/19)
Home Runs.....	5	vs. Duke (6/9/19)
Total Bases.....	33	at Florida State (6/11/10)
Sac Hits.....	3	at Florida State (6/12/10)
Sac Flies.....	1	5x, last vs. Duke (6/8/19)
Stolen Bases.....	6	2x, last at Illinois (6/8/15)
SB Attempts.....	6	2x, last at Illinois (6/8/15)
Walks.....	10	vs. Mississippi State (6/10/18)
Hit-by-Pitch.....	4	at Florida State (6/13/10)
Strikeouts.....	16	vs. Mississippi State (6/10/18)
Left on Base.....	17	vs. Mississippi State (6/10/18)

### Pitching

Category		vs Opponent
Innings Pitched.....	11.0	vs. Mississippi State (6/10/18)
Most Hits.....	16	at Texas (6/11/04)
Fewest Hits.....	0	vs. Duke (6/8/19)
Fewest Runs.....	0	3x, last vs. Duke (6/8/19)
Walks.....	9	vs. Mississippi State (6/10/18)
Fewest Walks.....	0	vs. Stanford (6/7/14)
Strikeouts.....	19	vs. Duke (6/8/19)
Wild Pitches.....	4	vs. Duke (6/7/19)

### Fielding

Category		vs Opponent
Assists.....	15	vs. Mississippi State (6/10/18)
Errors.....	3	2x, last vs. Mississippi State (6/8/18)

### Miscellaneous

Category		vs Opponent
Margin of Victory.....	11	Duke (6/9/19)

## 10 NCAA Super Regionals ★ 12-12 Record

### 2021 - National Runner-up

#### Super Regional - Nashville, Tenn.

June 11	Vanderbilt 2, East Carolina 0
June 12	Vanderbilt 4, East Carolina 1

### 2019 - National Champions

#### Super Regional - Nashville, Tenn.

June 7	Duke 18, Vanderbilt 5
June 8	Vanderbilt 3, Duke 0
June 8	Vanderbilt 13, Duke 2

### 2018

#### Super Regional - Nashville, Tenn.

June 8	Mississippi State 10, Vanderbilt 8
June 9	Vanderbilt 4, Mississippi State 3
June 10	Mississippi State 10, Vanderbilt 6 (11)

### 2017

#### Super Regional - Corvallis, Ore.

June 9	Oregon State 8, Vanderbilt 4
June 10	Oregon State 9, Vanderbilt 2

### 2015 - National Runner-up

#### Super Regional - Champaign, Ill.

June 6	Vanderbilt 13, Illinois 0
June 8	Vanderbilt 4, Illinois 2

### 2014 - National Champions

#### Super Regional - Nashville, Tenn.

June 6	Vanderbilt 11, Stanford 6
June 7	Stanford 5, Vanderbilt 4
June 8	Vanderbilt 12, Stanford 5

### 2013

#### Super Regional - Nashville, Tenn.

June 8	Louisville 5, Vanderbilt 3
June 9	Louisville 2, Vanderbilt 1

### 2011 - College World Series

#### Super Regional - Nashville, Tenn.

June 10	Vanderbilt 11, Oregon State 1
June 11	Vanderbilt 9, Oregon State 3

### 2010

#### Super Regional - Tallahassee, Fla.

June 11	Florida State 9, Vanderbilt 8
June 12	Vanderbilt 6, Florida State 2
June 13	Florida State 7, Vanderbilt 6

### 2004

#### Super Regional - Austin, Texas

June 11	Texas 15, Vanderbilt 3
June 12	Texas 10, Vanderbilt 2

# College World Series History

## 5 College World Series ★ 20-10 Record

### 2021 - National Runner-up

#### College World Series

June 19	Vanderbilt 7, Arizona 6 (12)
June 21	NC State 1, Vanderbilt 0
June 23	Vanderbilt 6, Stanford 5
June 25	Vanderbilt 3, NC State 1
June 28	Vanderbilt 8, Mississippi State 2
June 29	Mississippi State 13, Vanderbilt 2
June 30	Mississippi State 9, Vanderbilt 0

### 2019 - National Champions

#### College World Series

June 16	Vanderbilt 3, Louisville 1
June 19	Vanderbilt 6, Mississippi State 3
June 21	Vanderbilt 3, Louisville 2
June 24	Michigan 7, Vanderbilt 4
June 25	Vanderbilt 4, Michigan 1
June 26	Vanderbilt 8, Michigan 2

### 2015 - National Runner-up

#### College World Series

June 15	Vanderbilt 4, Cal State Fullerton 3
June 16	Vanderbilt 1, TCU 0
June 19	Vanderbilt 7, TCU 1
June 22	Vanderbilt 5, Virginia 1
June 23	Virginia 3, Vanderbilt 0
June 24	Virginia 4, Vanderbilt 2

### 2014 - National Champions

#### College World Series

June 14	Vanderbilt 5, Louisville 3
June 16	Vanderbilt 6, UC Irvine 4
June 20	Texas 4, Vanderbilt 0
June 21	Vanderbilt 4, Texas 3 (10)
June 23	Vanderbilt 9, Virginia 8
June 24	Virginia 7, Vanderbilt 2
June 25	Vanderbilt 3, Virginia 2

### 2011

#### College World Series

June 18	Vanderbilt 7, North Carolina 3
June 20	Florida 3, Vanderbilt 1
June 22	Vanderbilt 5, North Carolina 1
June 24	Florida 6, Vanderbilt 4

## Individual Records

### Hitting and Base Running

#### Category

#### vs Opponent

At-Bats.....	6.....	Four players vs. Arizona (6/19/21)
Runs.....	2... 13x, last Jayson Gonzalez vs. Mississippi State (6/28/21)	
Hits.....	3.....	8x, last Enrique Bradfield Jr. vs. Stanford (6/23/21)
RBI.....	4.....	Stephen Scott vs. Mississippi State (6/19/19)
Doubles.....	2.....	3x, last Zander Wiel vs. Cal State Fullerton (6/12/15)
Triples.....	1..5x, last Enrique Bradfield Jr. vs. Mississippi State (6/29/21)	
Home Runs.....	2... Twice, last Stephen Scott vs. Mississippi State (6/19/19)	
Total Bases.....	8... Twice, last Stephen Scott vs. Mississippi State (6/19/19)	
Walks.....	3.....	3x, last K. Ellison, V. Conde vs. Louisville (6/14/14)
Strikeouts.....	3... 12x, last Ty Duvall/Julian Infante vs. Michigan (6/26/19)	
Sac Hits.....	1.....	12x, last Harrison Ray vs. Michigan (6/25/19)
Sac Flies.....	1.....	8x, last Ethan Paul vs. Michigan (6/26/19)
Stolen Bases.....	2.....	3x, last Vince Conde vs. Texas (6/21/15)
Stolen Bases Atts.....	2.....	3x, last Vince Conde vs. Texas (6/21/15)
Hit-by-Pitch.....	1...19x, last Parker Noland/Tate Kolwyck vs. Mississippi State (6/28/21)	

### Pitching

#### Category

#### vs Opponent

Innings Pitched.....	8.0.....	Jack Leiter vs. NC State (6/19/21)
Most Hits.....	12.....	Sonny Gray vs. Florida (6/24/11)
Runs.....	6.....	Twice, last Tyler Beede vs. Virginia (6/24/14)
Earned Runs.....	6.....	Twice, last Tyler Beede vs. Virginia (6/24/14)
Walks.....	6.....	Carson Fulmer vs. Texas (6/21/14)
Strikeouts.....	15.....	Jack Leiter vs. NC State (6/19/21)
Wild Pitches.....	3.....	Carson Fulmer vs. Cal State Fullerton (6/12/15)

### Fielding

#### Category

#### vs Opponent

Putouts.....	17.....	CJ Rodriguez vs. Arizona (6/19/21)
Assists.....	8.....	Dansby Swanson vs. Virginia (6/24/15)
Errors.....	2.....	Dominic Keegan vs. Arizona (6/19/21)
Passed Balls.....	1.....	3x, last Maxwell Romero Jr. vs. NC State (6/21/21)

## Team Records

### Hitting and Base Running

#### Category

#### vs Opponent

At-Bats.....	49.....	vs. Arizona (6/19/21)
Runs.....	9.....	vs. Virginia (6/23/14)
Hits.....	14.....	vs. Arizona (6/19/21)
RBI.....	9.....	vs. Virginia (6/23/14)
Doubles.....	5.....	vs. Cal State Fullerton (6/12/15)
Triples.....	1.....	5x, last vs. Arizona (6/19/21)
Home Runs.....	2.....	5x, last vs. Mississippi State (6/29/21)
Total Bases.....	17.....	vs. Mississippi State (6/19/19)
Sac Hits.....	3.....	vs. TCU (6/16/15)
Sac Flies.....	2.....	vs. North Carolina (6/18/11)
Stolen Bases.....	5*.....	vs. UC Irvine (6/16/14)
SB Attempts.....	5.....	vs. UC Irvine (6/16/14)
Walks.....	9.....	vs. Louisville (6/14/14)
Hit-by-Pitch.....	2.....	6x, last vs. Mississippi State (6/28/21)
Strikeouts.....	14.....	vs. TCU (6/16/15)
Left on Base.....	13.....	3x, last vs. NC State (6/25/21)

\*CWS record

### Pitching

#### Category

#### vs Opponent

Innings Pitched.....	12.0.....	vs. Arizona (6/19/21)
Most Hits.....	15.....	vs. Virginia (6/23/14)
Fewest Hits.....	3.....	vs. UC Irvine (6/16/14)
Fewest Runs.....	0.....	vs. TCU (6/16/15)
Walks.....	10.....	vs. Mississippi State (6/29/21)
Fewest Walks.....	1.....	4x, last vs. NC State (6/21/21)
Strikeouts.....	15.....	vs. NC State (6/21/21)
Wild Pitches.....	4.....	vs. Mississippi State (6/29/21)

### Fielding

#### Category

#### vs Opponent

Assists.....	20.....	vs. Virginia (6/24/15)
Errors.....	3.....	4x, last vs. Mississippi State (6/30/21)

### Miscellaneous

#### Category

#### vs Opponent

Margin of Victory.....	6.....	3x, last vs. Mississippi State, 8-2 (6/29/21)
------------------------	--------	---

Hawkins Field Records

Vanderbilt Individual Game Highs

<b>Batting</b>	
At bats	9 ..... Anthony Gomez vs. Louisville (5/11/10)
Runs scored	5 ..... Brian Harris vs. Georgia (4/30/10)
Hits	5 ..... Four times, last Ethan Paul vs. Florida (3/22/19)
RBIs	7 ..... 4x, last Pat DeMarco vs. Davidson (3/5/19)
Doubles	3 ..... Three times, last Julian Infante vs. Indiana State (6/1/19)
Triples	2 ..... Tony Kemp vs. Siena (3/13/12)
Home runs	3 ..... Aaron Westlake vs. Oregon State (6/11/11)
Total bases	12 ..... Aaron Westlake vs. Oregon State (6/11/11)
Walks	5 ..... JJ Bleday vs. Middle Tennessee (5/15/18)
Strikeouts	4 ..... seven times, last Austin Martin vs. UMass-Lowell (2/28/18)
Sac hits	3 ..... Riley Reynolds vs. UIC (3/6/09)
Sac flies	2 ..... Six times, last Harrison Ray vs. Dayton (3/2/19)
Stolen bases	4 ..... Jack Lupo vs. Monmouth (2/23/13)
Hit by pitch	2 ..... 45 times
Caught stealing	2 ..... Four times, last Tony Kemp vs. Georgia Tech (6/3/13)
Runners LOB	10 ..... Curt Casali vs. LSU (4/24/11)
<b>Fielding</b>	
Putouts	21 ..... Shea Robin vs. Austin Peay (6/1/07)
Assists	11 ..... Ryan Klosterman vs. East Tenn. State (2/18/03)
Errors	3 ..... three times, last Riley Reynolds vs. Evansville (3/20/12)
Passed balls	3 ..... Three times, last Aaron Westlake vs. UIC (3/5/09)
<b>Pitching</b>	
Innings pitched	10.0 ..... David Price vs. Ole Miss (3/16/07)
Strikeouts	19 ..... Kumar Rocker vs. Duke (6/8/19)
Wild pitches	3 ..... seven times, last Maddux Conger vs. Austin Peay (2/27/18)
Hit batters	4 ..... twice, last Greg Moviell vs. Tennessee Tech (2/22/06)

Vanderbilt Team Superlatives

<b>Batting</b>	
At bats	63 ..... vs. Louisville (5/11/10)
Runs scored	24 ..... vs. Davidson (3/5/19)
Hits	24 ..... vs. Niagara (2/21/10)
RBIs	23 ..... vs. Davidson (3/5/19)
Doubles	10 ..... vs. Connecticut (3/1/02)
Triples	4 ..... vs. Radford (6/1/15)
Home runs	5 ..... vs. Duke (6/9/19)
Total bases	38 ..... vs. Tennessee Tech (4/30/19)
Walks	19 ..... vs. Middle Tennessee (5/15/18)
Strikeouts	19 ..... vs. Ole Miss (4/10/15)
Sac hits	4 ..... Twice, last vs. Georgia Tech (6/3/13)
Sac flies	5 ..... vs. Vermont (3/1/09)
Stolen bases	8 ..... vs. Southern Illinois (2/22/04)
Hit by pitch	6 ..... Three times, last vs. Rhode Island (3/4/12)
Caught stealing	4 ..... Twice, last vs. Georgia (3/23/12)
Runners LOB	17 ..... Twice, last vs. Mississippi State (6/10/18)
Hit into DP	5 ..... vs. Niagara (2/21/10)
<b>Fielding</b>	
Putouts	51 ..... vs. Louisville (5/20/10)
Assists	22 ..... vs. Louisville (5/20/10)
Errors	5 ..... Three times, last vs. Evansville (3/20/12)
Passed balls	3 ..... Three times, last vs. UIC (3/5/09)
DPs turned	3 ..... 17 times, last vs. LSU (3/24/18)
<b>Pitching</b>	
Innings pitched	17.0 ..... vs. Louisville (5/11/10)
Walks allowed	12 ..... vs. Austin Peay (2/27/19)
Strikeouts	22 ..... Twice, last vs. Ole Miss (4/10/15)
Hits allowed	22 ..... vs. Arkansas (4/14/19)
Wild pitches	4 ..... Five times, last vs. Duke (6/7/19)
Hit batters	5 ..... vs. Middle Tennessee State (3/26/08)

Miscellaneous Records

Win-Loss All-Time.....	510-172-1 (.747)
Most Wins in a Season .....	34 (2007, 2013)
Most Losses in a Season .....	12 (2005, 2006, 2012)
Longest Win Streak .....	15 games (2/18-3/16/07)
Longest Losing Streak .....	Four Games (2/24-29/12)
Largest Attendance.....	3,700
	Three times, last vs. Tennessee (5/16/09)
Longest Game (Time).....	5:33 vs. Louisville (5/11/10)
Shortest Game - 9 Innings (Time).....	1:58 vs. Belmont (3/30/04)

Longest Game (Innings).....	17.0 vs. Louisville (5/11/10)
Shortest Game (Innings).....	5.0, twice, last vs. UT-Martin (2/23/16)
Most Combined Runs.....	33, South Carolina (20), Vanderbilt (13) (4/14/02)
Most Combined Hits.....	37, Vanderbilt (24), Niagara (13) (2/21/10)
Most Combined Errors .....	9, Belmont (5), Vanderbilt (4) (3/13/02)
Largest Margin of Victory.....	22 vs. Davidson (Vanderbilt 24, Davidson 2) (3/5/19)
Largest Margin of Defeat.....	15 vs. Western Kentucky (WKU 17, Vanderbilt 2) (3/16/10)

Hawkins Field Facts

- ★ Officially dedicated April 27, 2002
- ★ Capacity (3,626) – 2,200 chairback seats; 1,426 bleacher seats
- ★ Since 2007 Vanderbilt is 402-113-1 (.780) at Hawkins Field.
- ★ There have been 137 total sellouts in the stadium's history.

Yearly Records at Hawkins Field

2021.....	30-6	2010.....	27-6
2020.....	11-1	2009.....	22-11
2019.....	33-6	2008.....	22-9
2018.....	23-11	2007.....	34-4
2017.....	21-11-1	2006.....	23-12
2016.....	31-7	2005.....	23-12
2015.....	28-8	2004.....	28-5
2014.....	31-10	2003.....	19-10
2013.....	34-7	2002.....	15-20
2012.....	22-12	<b>Totals.....</b>	<b>510-172-1 (.747)</b>
2011.....	33-4		

Hawkins Field Attendance Records

<b>Single Game</b>	
1. 3,700	Tennessee ..... May 16, 2009
	Tennessee ..... May 15, 2009
	Florida ..... April 4, 2009
4. 3,693	Arkansas ..... May 22, 2010
5. 3,645	Tennessee ..... April 29, 2011
6. 3,626	44 games - most recent listed
	Duke* ..... June 9, 2019
	Duke* ..... June 8, 2019
	Duke* ..... June 7, 2019
	Indiana State^ ..... June 2, 2019
	Indiana State^ ..... June 1, 2019

^ - NCAA Regional \* - NCAA Super Regional

Three-Game Series

1. 10,878	Florida..... May 7-9, 2015
	Stanford* ..... June 6-8, 2014
3. 10,661	Tennessee ..... March 27-29, 2015
4. 10,640	Kentucky..... April 15-17, 2016
5. 10,636	South Carolina ..... March 31-April 2, 2016
6. 10,582	Mississippi State..... March 18-20, 2016
7. 10,528	Georgia ..... April 29-May 1, 2016
8. 10,400	Florida..... April 13-15, 2017
9. 10,338	Tennessee ..... May 14-16, 2009
10. 10,277	Ole Miss ..... April 9-11, 2015

^ - NCAA Regional \* - NCAA Super Regional

# Commodore Honors

## Golden Spikes Award

2007 David Price

## Golden Spikes Award (finalist)

2007 David Price  
Pedro Alvarez  
2013 Tyler Beede  
2015 Carson Fulmer  
Dansby Swanson  
2019 JJ Bleday  
2021 Jack Leiter  
Kumar Rocker

## Dick Howser Trophy

2007 David Price

## Brooks Wallace Award

2007 David Price  
2015 Dansby Swanson

## ABCA National Player of the Year

2015 Dansby Swanson

## Perfect Game National Player of the Year

2015 Dansby Swanson

## Baseball America National Player of the Year

2021 Kumar Rocker

## D1Baseball.com National Player of the Year

2015 Dansby Swanson

## Rawlings Gold Bat Award

2015 Dansby Swanson

## Rogers Clemens Award (National Pitcher of the Year)

2007 David Price  
2015 Carson Fulmer

## D1Baseball.com National Pitcher of the Year

2015 Carson Fulmer

## Perfect Game National Pitcher of the Year

2015 Carson Fulmer

## Baseball America National Freshman of the Year

2019 Kumar Rocker  
2021 Jack Leiter

## D1Baseball.com National Freshman of the Year

2019 Kumar Rocker

## Rawlings Gold Glove Award

2011 Sonny Gray  
2014 Vince Conde  
2017 Jeren Kendall  
2021 Enrique Bradfield Jr.

## National Coach of the Year

2014 Tim Corbin  
2019 Tim Corbin

## All-America (First Team)

1980 Scotti Madison • C ..... ABCA  
Sporting News  
1993 Vee Hightower • CF ..... Mizuno  
1999 Hunter Bledsoe • 3B ..... Collegiate Baseball  
College Baseball Insider  
NCBWA  
2004 Warner Jones • DH ..... ABCA  
Baseball America  
2006 Pedro Alvarez • 3B ..... Baseball America  
2007 Pedro Alvarez • 3B ..... Baseball America  
NCBWA  
Rivals.com  
Dominic de la Osa • OF ..... ABCA  
Collegiate Baseball  
Rivals.com  
David Price • P ..... ABCA  
Baseball America  
Collegiate Baseball  
NCBWA  
Rivals.com  
Casey Weathers • P ..... ABCA  
Baseball America  
Collegiate Baseball  
Rivals.com  
2011 Sonny Gray • P ..... ABCA  
Perfect Game  
Jason Esposito • 3B ..... ABCA  
2013 Tony Kemp • 2B ..... ABCA  
Baseball America  
Collegiate Baseball  
NCBWA  
Perfect Game  
Tyler Beede • P ..... NCBWA  
2015 Carson Fulmer • P ..... ABCA  
Baseball America  
Collegiate Baseball  
D1Baseball.com  
NCBWA  
PG  
Dansby Swanson • SS ..... ABCA  
Baseball America  
D1Baseball.com  
NCBWA  
Perfect Game  
2019 JJ Bleday • OF ..... ABCA  
Baseball America  
Collegiate Baseball  
D1Baseball.com  
NCBWA  
Perfect Game  
Tyler Brown • P ..... Perfect Game  
Austin Martin • 3B ..... Baseball America  
D1Baseball.com  
Ethan Paul • SS ..... Perfect Game  
2020 Austin Martin • OF ..... Collegiate Baseball  
2021 Enrique Bradfield Jr. • OF ..... ABCA  
NCBWA  
Jack Leiter • RHP ..... ABCA  
Baseball America  
Collegiate Baseball  
D1Baseball.com  
NCBWA  
Perfect Game  
Kumar Rocker • RHP ..... ABCA  
Baseball America  
Collegiate Baseball  
D1Baseball.com  
NCBWA  
Perfect Game

## All-America (Second Team)

1973 Jeff Peeples • P ..... Coaches  
1985 Joey Cora • SS ..... ABCA  
1993 Vee Hightower • CF ..... Baseball America  
NCBWA  
1994 Boomer Whipple • 3B ..... ABCA  
1998 Clinton Johnston • OF/P ..... Baseball America  
Baseball Weekly  
Collegiate Baseball  
Sporting News  
2004 Warner Jones • 2B ..... Collegiate Baseball  
NCBWA  
2007 Pedro Alvarez • 3B ..... ABCA  
Collegiate Baseball  
Dominic de la Osa • OF ..... Baseball America  
NCBWA  
Ryan Flaherty • SS ..... ABCA  
Rivals.com  
2011 Sonny Gray • P ..... Baseball America  
Grayson Garvin • P ..... Baseball America  
Collegiate Baseball  
Aaron Westlake • 1B ..... Baseball America  
Jason Esposito • 3B ..... Baseball America  
2013 Tyler Beede • P ..... ABCA  
Baseball America  
Collegiate Baseball  
Perfect Game  
Connor Harrell • OF ..... ABCA  
NCBWA  
2014 Dansby Swanson • 2B ..... Perfect Game  
2015 Rhett Wiseman • OF ..... Perfect Game  
2017 Kyle Wright • RHP ..... Baseball America  
2019 Tyler Brown • P ..... Collegiate Baseball  
NCBWA  
Drake Fellows • P ..... Collegiate Baseball  
NCBWA  
Austin Martin • 3B ..... ABCA  
Collegiate Baseball  
Patrick Raby • P ..... Collegiate Baseball  
2020 Mason Hickman • P ..... Collegiate Baseball  
2021 Enrique Bradfield Jr. • OF ..... Collegiate Baseball  
Perfect Game  
Dominic Keegan • 1B ..... Perfect Game



# Commodore Honors

## All-America (Third Team)

1984	Joey Cora • SS	ABCA
1987	Greg Smith • 1B	ABCA
1991	Greg Thomas • 1B	ABCA Baseball America
1993	Boomer Whipple • 3B	ABCA
1994	Nick Morrow • OF	ABCA
2004	Jeremy Sowers • LHP	Baseball America
2006	David Price • P	NCBWA
2007	Casey Weathers • P	NCBWA
2013	Brian Miller • P	Collegiate Baseball
	Mike Yastrzemski • OF	NCBWA
	Kevin Ziomek • P	Baseball America NCBWA
2014	Dansby Swanson • 2B	ABCA Baseball America Collegiate Baseball
	Vince Conde • SS	Perfect Game
2016	Jeren Kendall • OF	NCBWA
	Bryan Reynolds • OF	D1Baseball.com NCBWA
2017	Jeren Kendall • OF	Baseball America
2019	Philip Clarke • C	ABCA
	Drake Fellows • P	Perfect Game
	Austin Martin • 3B	NCBWA Perfect Game
2021	Enrique Bradfield Jr. • OF	D1Baseball.com

## Freshman All-America (First Team)

1991	Vee Hightower • CF	Baseball America
	Greg Thomas • 1B	Baseball America Collegiate Baseball
1996	Clinton Johnston • OF	Baseball America
1999	Aaron Fausett • OF	Baseball America
2002	Jeremy Sowers • P	Collegiate Baseball
2003	Jensen Lewis • P	Collegiate Baseball
2005	David Price • P	Collegiate Baseball
2006	Pedro Alvarez • 3B	Baseball America Collegiate Baseball
2007	Mike Minor • P	Baseball America Collegiate Baseball
2009	Sonny Gray • P	Collegiate Baseball
	Riley Reynolds • IF	Collegiate Baseball
	Aaron Westlake • IF	Collegiate Baseball
2010	Anthony Gomez • IF	Baseball America Collegiate Baseball
2011	Tony Kemp • OF	Baseball America Collegiate Baseball Perfect Game
	Conrad Gregor • DH	Collegiate Baseball
2013	Carson Fulmer • P	Collegiate Baseball
	Xavier Turner • 3B	Baseball America Collegiate Baseball
2014	Bryan Reynolds • OF	Baseball America Collegiate Baseball NCBWA Perfect Game
	Hayden Stone • P	Perfect Game
2015	Jeren Kendall • OF	Baseball America Collegiate Baseball D1Baseball.com
	Will Toffey • 3B	Collegiate Baseball
	Kyle Wright • P	Baseball America Collegiate Baseball D1Baseball.com
2016	Alonzo Jones • DH/UT	Collegiate Baseball
	Ethan Paul • DH/UT	Collegiate Baseball
	Patrick Raby • P	Collegiate Baseball
2018	Philip Clarke • DH	Collegiate Baseball
	Pat DeMarco • OF	Collegiate Baseball
	Mason Hickman • P	Collegiate Baseball
	Austin Martin • OF	Collegiate Baseball
2019	Kumar Rocker • P	Baseball America D1Baseball.com
2020	Jack Leiter • P	Collegiate Baseball
2021	Enrique Bradfield Jr. • OF	Baseball America Collegiate Baseball D1Baseball.com NCBWA Perfect Game

## Freshman All-America (Second Team)

1991	Nick Morrow • OF	Baseball America
1997	Matt Kata • SS	Baseball America
1997	Damon Yee • P	Baseball America Collegiate Baseball
1999	Karl Nonemaker • OF	Baseball America
1999	Mark Prior • UTL	Baseball America
2005	David Price • P	Baseball America
2011	T.J. Pecoraro • P	NCBWA
	Kevin Ziomek • P	NCBWA
2014	Hayden Stone • P	Baseball America
2015	Jeren Kendall • OF	Perfect Game
	Will Toffey • 3B	Baseball America D1Baseball.com Perfect Game
	Kyle Wright • P	Perfect Game
2016	Alonzo Jones • DH/UT	Baseball America
2018	Austin Martin • UT/3B/OF	Baseball America NCBWA Perfect Game
2019	Kumar Rocker • P	Perfect Game

## Freshman All-America (Honorable Mention)

1999	Aaron Fausett • OF	Collegiate Baseball
1999	Karl Nonemaker • OF	Collegiate Baseball
2000	Taylor Childress • P	Collegiate Baseball
2001	Robert Ransom • P	Collegiate Baseball
2006	Ryan Flaherty • IF	Collegiate Baseball

# Commodore Honors

## College World Series Most Outstanding Player

2014	Dansby Swanson
2019	Kumar Rocker

## College World Series All-Tournament Team

2011	Tony Kemp, OF Connor Harrell, OF
2014	Dansby Swanson, 2B Tyler Campbell, 3B John Norwood, OF Rhett Wiseman, OF
2015	Zander Wiel, 1B Bryan Reynolds, OF
2019	Philip Clarke, C Austin Martin, 3B JJ Bleday, OF Kumar Rocker, P
2021	Jack Leiter, P

## NCAA Regional Most Valuable Players

2004	Cesar Nicolas, DH
2010	Richie Goodenow, P
2011	Jason Esposito, 3B
2013	Mike Yastrzemski, OF
2014	Tyler Beede, P
2015	Dansby Swanson, SS
2017	Will Toffey, OF
2018	Connor Kaiser, SS
2019	Julian Infante, 1B
2021	Dominic Keegan, 1B

## 2004 Charlottesville (Va.) Regional All-Tournament

Warner Jones, 2B  
Ryan Klosterman, SS  
Worth Scott, OF  
Aaron Garza, OF  
Antoan Richardson, OF  
Cesar Nicolas, DH  
Jeremy Sowers, P  
MVP – Cesar Nicolas, DH

## 2006 Atlanta Regional All-Tournament

Pedro Alvarez, 3B  
Ryan Davis, OF  
Matt Buschmann, P

## 2007 Nashville Regional All-Tournament

Ryan Flaherty, 3B  
Matt Meingasner, CF  
David Macias, RF  
Dominic de la Osa, DH/UTL  
David Price, P

## 2008 Tempe (Ariz.) Regional All-Tournament

Steven Liddle, OF

## 2009 Louisville (Ky.) Regional All-Tournament

Andrew Giobbi, C  
Riley Reynolds, 2B  
Jason Esposito, 3B  
Aaron Westlake DH/UTL  
Caleb Cotham, P

## 2010 Louisville (Ky.) Regional All-Tournament

Aaron Westlake, 1B  
Jason Esposito, 3B  
Joe Loftus, OF  
Connor Harrell, OF  
Richie Goodenow, P  
MVP – Richie Goodenow, P

## 2011 Nashville Regional All-Tournament

Aaron Westlake, 1B  
Bryan Reynolds, 2B  
Jason Esposito, 3B  
Anthony Gomez, SS  
Mike Yastrzemski, OF  
Conrad Gregor, DH/UTL  
Sonny Gray, P  
Taylor Hill, P  
MVP – Jason Esposito, 3B

## 2012 Raleigh (N.C.) Regional All-Tournament

Spencer Navin, C  
Conrad Gregor, 1B  
Anthony Gomez, SS  
Mike Yastrzemski, OF  
T.J. Pecoraro, P  
Tyler Beede, P

## 2013 Nashville Regional All-Tournament

Spencer Navin, C  
Conrad Gregor, 1B  
Tony Kemp, 2B  
Xavier Turner, 3B  
Mike Yastrzemski, OF  
Kevin Ziomek, P  
MVP – Mike Yastrzemski, OF

## 2014 Nashville Regional All-Tournament

Dansby Swanson, 2B  
Vince Conde, SS  
Bryan Reynolds, OF  
Tyler Beede, P  
Walker Buehler, P  
MVP – Tyler Beede, P

## 2015 Nashville Regional All-Tournament

Zander Wiel, 1B  
Dansby Swanson, SS  
Rhett Wiseman, OF  
Bryan Reynolds, OF  
Jeren Kendall, OF  
Ro Coleman, DH/UTL  
Carson Fulmer, P  
MVP – Dansby Swanson, SS

## 2016 Nashville Regional All-Tournament

Jeren Kendall, OF

## 2017 Clemson (S.C.) Regional All-Tournament

Will Toffey, OF  
Ro Coleman, OF  
Jeren Kendall, OF  
Kyle Wright, P  
MVP – Will Toffey

## 2018 Clemson (S.C.) Regional All-Tournament

Ethan Paul, 3B  
Connor Kaiser, SS  
Austin Martin, OF  
Philip Clarke, DH/UTL  
Drake Fellows, P  
MVP – Connor Kaiser, SS

## 2019 Nashville Regional All-Tournament

Julian Infante, 1B  
Austin Martin, 3B  
Kumar Rocker, P  
Drake Fellows, P  
MVP – Julian Infante, 1B

## 2021 Nashville Regional All-Tournament

Dominic Keegan, 1B  
Enrique Bradfield Jr., OF  
Troy LaNeve, OF  
Isaiah Thomas, OF  
Jack Leiter, P  
MVP – Dominic Keegan, 1B

# Commodore Honors

## All-South Region (First Team)

1972	Steve Estep, 2B
1973	Jeff Peeples, P
1974	Ted Shipley, SS
1975	Rick Duncan, OF
1976	Steve Chandler, OF
1977	Jerry Robertson, OF
1977	Mike Wright, C
1978	Scotti Madison, OF
1978	Jerry Williams, C
1980	Scotti Madison, C
1980	Bill Hench, 3B
1984	Joey Cora, SS
1985	Joey Cora, SS
1987	Greg Smith, 1B
1991	Greg Thomas, 1B
1993	Vee Hightower, CF
1993	Boomer Whipple, 3B
1994	Boomer Whipple, 3B
1999	Hunter Bledsoe, 3B
1999	Karl Nonemaker, OF
2000	Karl Nonemaker, OF
2003	Jeremy Sowers, LHP
2004	Warner Jones, 2B
	Ryan Klosterman, SS
	Jeremy Sowers, LHP
2006	Pedro Alvarez, 3B
	David Price LHP
2007	Pedro Alvarez, 3B
	Dominic de la Osa OF
	Ryan Flaherty, SS
	David Price P
	Casey Weathers, P
2008	David Macias, OF
2009	Steven Liddle, OF
2013	Tyler Beede, P
	Tony Kemp, 2B
	Connor Harrell, OF
	Mike Yastrzemski, OF
2014	Dansby Swanson, 2B
2015	Carson Fulmer, P
	Dansby Swanson, SS
2019	JJ Bleday, OF
	Philip Clarke, C
	Austin Martin, 3B
	Tyler Brown, RP
2021	Enrique Bradfield Jr., OF
	Dominic Keegan, 1B
	Jack Leiter, P
	Kumar Rocker, P

## All-South Region (Second Team)

2004	Cesar Nicolas, 1B/DH
2008	Pedro Alvarez, 3B
2009	Aaron Westlake DH
2014	Vince Conde, SS
	Carson Fulmer, P
2016	Bryan Reynolds, OF
2019	Ethan Paul, SS
	Drake Fellows, P
2021	Isaiah Thomas, OF

## SEC Player of the Year

1999	Hunter Bledsoe, 3B
2013	Tony Kemp, 2B
2019	JJ Bleday, OF

## SEC Pitcher of the Year

2007	David Price, LHP
2011	Grayson Garvin, LHP
2015	Carson Fulmer, RHP

## SEC Freshman of the Year

2006	Pedro Alvarez, 3B
2011	Tony Kemp, OF
2021	Enrique Bradfield Jr., OF

## SEC Newcomer of the Year

2021	Jack Leiter, P
------	----------------

## SEC Tournament MVP

1980	Dave Nenad, DH
2007	Pedro Alvarez (MVP), 3B
2019	JJ Bleday (MVP), OF

## SEC Coach of the Year

2007	Tim Corbin
2013	Tim Corbin
2019	Tim Corbin

## SEC Legends

2015	Larry Schmittou
2019	Jeremy Sowers

## All-SEC (First Team)

1954	Charles Hawkins, P
1956	Bob Gregor, C
1971	Steve Estep, 2B
	Jerry Reasonover, UT
	Jeff Peeples, P
1972	Bill Winchester, 1B
	Steve Estep, 2B
	Jeff Peeples, P
1973	Ted Shipley, SS
	Rick Duncan, OF
	Greg Collins, C
	Jeff Peeples, P
1974	Ted Shipley, SS
	Rick Duncan, OF
	Rick Rhodes, P
1975	Rick Duncan, OF
	Gene Menees, 2B
1976	Steve Chandler, OF
1977	Jerry Robertson, OF
	Mike Wright, C
1978	Scotti Madison, OF
	Jerry Williams, C
1979	Scotti Madison, C
	Jack Nuismer, P
1980	Scotti Madison, C
	Bill Hench, 3B
1982	Erez Borowsky, C
1983	Darren Puskarich, C
1984	Joey Cora, SS
1985	Joey Cora, SS
1987	Greg Smith, 1B
1990	JoJo Smith, P
	Jim Schifman, OF
1993	Vee Hightower, OF
	Boomer Whipple, 3B
1994	Boomer Whipple, 3B
1995	Josh Paul, OF
1998	Clinton Johnston, OF
1999	Hunter Bledsoe, 3B
2004	Warner Jones, 2B
	Ryan Klosterman, SS
2006	Pedro Alvarez, 3B
2007	Pedro Alvarez, 3B
	Dominic de la Osa, OF
	David Price, P
	Casey Weathers, P
2008	Pedro Alvarez, 3B
	David Macias, OF
2009	Brian Harris, SS
2010	Anthony Gomez, 2B
2011	Aaron Westlake, 1B
	Tony Kemp, OF
	Grayson Garvin, LHP
2012	Anthony Gomez, SS
2013	Tony Kemp, 2B
	Mike Yastrzemski, OF
2014	Dansby Swanson, 2B
	Vince Conde, SS
2015	Carson Fulmer, RHP
2017	Jeren Kendall, OF
	Kyle Wright, RHP
2019	Philip Clarke, C
	Austin Martin, 3B
	JJ Bleday, OF
	Tyler Brown, RP
2021	Enrique Bradfield Jr., OF
	Jack Leiter, P
	Kumar Rocker, P

## All-SEC (Second Team)

1960	Channing Workman, 3B
1988	Jim Schifman, OF
1989	Bob Schabes, DH
1991	Greg Thomas, 1B
1992	Jeff Martin, C
1993	Greg Thomas, 1B
1994	Nick Morrow, OF
1995	Boomer Whipple, 3B
1997	Clinton Johnston, OF
2003	Jeremy Sowers, LHP
2004	Jeremy Sowers, LHP
2005	Jensen Lewis, RHP
2006	David Price, LHP
2007	Ryan Flaherty, SS
2008	Dominic de la Osa, OF
	Alex Feinberg, 2B
	Ryan Flaherty, SS
2009	Steven Liddle, OF
2010	Sonny Gray, RHP
2011	Jason Esposito, 3B
	Conrad Gregor, DH
	Sonny Gray, RHP
2013	Tyler Beede, RHP
	Connor Harrell, OF
2014	Carson Fulmer, RHP
2015	Dansby Swanson, SS
2016	Jeren Kendall, OF
	Bryan Reynolds, OF
	Kyle Wright, RHP
2017	Jeren Kendall, OF
	Kyle Wright, OF

## All-SEC Defensive Team

2008	David Macias, OF
2009	Brian Harris, SS
2010	Sonny Gray, P
2011	Sonny Gray, P
	Jason Esposito, 3B
2013	Tony Kemp, 2B
	Mike Yastrzesmki, OF
2014	Carson Fulmer, P
2015	Carson Fulmer, P
2016	Jordan Sheffield, P
2017	Jeren Kendall, OF
2018	Connor Kaiser, SS
2019	Julian Infante, 1B
	Austin Martin, 3B
2021	Enrique Bradfield Jr., OF

## All-SEC East

1963	Elliot Hembree, UT
1969	Jimmy Conn, UT
	Elliott Jones, P
1970	Bill Winchester, 1B
1971	Mike Willis, P
1972	Mike Willis, P
1974	Steve Tinsley, C
1976	Bill Hardin, 3B
1982	Charles DeFrance, OF
	Brian Farley, P
	Cam Stubbs, UT
	Tim Turner, 2B
1983	Doug Fair, OF
1985	Mark Ambrose, P
	Benton Patton, OF

## Commodore Honors

### SEC All-Freshman

2006	Pedro Alvarez, 3B
2008	Russell Brewer, RHP
2009	Riley Reynolds, 2B Aaron Westlake, DH
2010	Anthony Gomez, 2B Connor Harrell, OF
2011	Conrad Gregor, DH Tony Kemp, OF Kevin Ziomek, LHP
2012	Tyler Beede, RHP
2013	Carson Fulmer, RHP Xavier Turner, 3B Zander Wiel, DH
2014	Bryan Reynolds, OF
2015	Jeren Kendall, OF Will Toffey, 3B Kyle Wright, RHP
2016	Connor Kaiser, SS Ethan Paul, DH
2019	Kumar Rocker, RHP
2021	Enrique Bradfield Jr., OF Jack Bulger, UTL

### SEC All-Newcomer

2021	Jack Leiter, P Carter Young, SS
------	------------------------------------

### SEC Tournament Most Valuable Player

1980	Dave Nenad, DH
2007	Pedro Alvarez, 3B
2019	JJ Bleday

### SEC All-Tournament Team

1980	Mike Pike, 1B Charles DeFrance, 2B Bill Hench, 3B Scotti Madison, C Jerry Williams, OF Dan Jahnke, P Dave Nenad, DH
1990	Jeff Martin, C Todd Muckerheide, DH
1993	Nick Morrow, 2B
1994	Boomer Whipple, 3B Stephen Wix, C Nick Morrow, OF Craig Sands, OF
1995	Josh Paul, OF Ryan Brown, DH Cesar Nicolas, DH/1B Warner Jones, 2B Ryan Klosterman, SS Jonathan Douillard, C Jeremy Sowers, LHP
2006	Pedro Alvarez, 3B Dominic de la Osa, OF Ryan Flaherty, SS Shea Robin, DH
2007	Pedro Alvarez, 3B Dominic de la Osa, OF Ryan Flaherty, SS Shea Robin, C
2008	Ryan Flaherty, SS Andrew Giobbi, 1B
2009	Andrew Giobbi, C Mike Minor, LHP Steven Liddle, OF
2010	Aaron Westlake, DH
2011	Sonny Gray, RHP Aaron Westlake, 1B Riley Reynolds, 2B Jason Esposito, 3B Conrad Gregor, DH
2012	Spencer Navin, C Connor Harrell, OF Mike Yastrzemski, OF
2013	Tony Kemp, 2B Conrad Gregor, 1B Connor Harrell, OF Zander Wiel, DH Tyler Beede, P
2015	Jeren Kendall, OF Bryan Reynolds, OF Dansby Swanson, SS Will Toffey, 3B Zander Wiel, 1B
2019	JJ Bleday, OF Pat DeMarco, OF
2021	Isaiah Thomas, OF

### SEC Player of the Week

1987	David Joine ..... 3.3 Brad Harvie ..... 4.2
1988	Jim Schifman ..... 4.18
1989	Jamie Abbg ..... 4.19
1993	Vee Hightower ..... 4.12
1994	Nick Morrow ..... 5.17
1996	Josh Adeeb ..... 4.15
1997	Josh Adeeb ..... 4.28
2000	Karl Nonemaker ..... 4.1
2001	Ulises Cabrera ..... 3.12
2003	Warner Jones ..... 5.2
2004	Warner Jones ..... 3.29
2005	Mike Baxter ..... 4.4
2006	Pedro Alvarez ..... 4.17
2017	Jeren Kendall ..... Week 6
2019	Austin Martin ..... Week 1 JJ Bleday ..... Week 7 Stephen Scott ..... Week 14
2021	Dominic Keegan ..... Week 2 Jayson Gonzalez ..... Week 7 Troy LaNeve ..... Week 14

### SEC Pitcher of the Week

1985	Joey Cora ..... 4.3
1986	Cam Hazen ..... 3.24 Kelly Klippenstein ..... 4.24
1989	Mike McLochlin ..... 4.24
1992	Scott Newell ..... 4.13
1996	Phillip Haigler ..... 4.29
2002	Jeremy Sowers ..... 2.25
2003	Jeremy Sowers ..... 4.8 Cesar Nicolas ..... 4.22
2004	Jeremy Sowers ..... 5.24 Jeremy Sowers ..... 3.1 Ryan Mullins ..... 2.23
2005	Jensen Lewis ..... 2.21 Ryan Mullins ..... 4.18
2006	David Price ..... 3.13 David Price ..... 3.27 David Price ..... 4.3 David Price ..... 4.1
2007	David Price ..... Week 2 David Price ..... Week 5
2009	Mike Minor ..... Week 8
2010	Sonny Gray ..... Week 1 Sonny Gray ..... Week 6 Sonny Gray ..... Week 3
2011	Grayson Garvin ..... Week 6 Philip Pfeifer ..... Week 2 Kevin Ziomek ..... Week 3 Kevin Ziomek ..... Week 4
2013	Carson Fulmer ..... Week 13 Carson Fulmer ..... Week 14
2015	Jordan Sheffield ..... Week 4 Jordan Sheffield ..... Week 9 Jordan Sheffield ..... Week 11 Kyle Wright ..... Week 13
2017	Kyle Wright ..... Week 9
2018	Mason Hickman ..... Week 7
2019	Drake Fellows ..... Week 6 Drake Fellows ..... Week 13 Kumar Rocker ..... Week 4 Jack Leiter ..... Week 5 Jack Leiter ..... Week 6 Kumar Rocker ..... Week 10

### SEC Hitter of the Week

2005	Mike Baxter ..... 4.4
2006	Pedro Alvarez ..... 4.17
2007	Pedro Alvarez ..... Week 1 Dom de la Osa ..... Week 12 Dom de la Osa ..... Week 15
2008	David Macias ..... Week 8
2009	Brian Harris ..... Week 10 Aaron Westlake ..... Week 12
2010	Joe Loftus ..... Week 12
2011	Curt Casali ..... Week 8
2012	Anthony Gomez ..... Week 9
2013	Tony Kemp ..... Week 11 Tony Kemp ..... Week 13
2014	Vince Conde ..... Week 5 Vince Conde ..... Week 13
2015	Zander Wiel ..... Week 3 Rhett Wiseman ..... Week 5 Zander Wiel ..... Week 7 Zander Wiel ..... Week 11
2016	Jeren Kendall ..... Week 1

### SEC Freshman of the Week

2006	Pedro Alvarez ..... 3.13 Ryan Flaherty ..... 5.22
2009	Aaron Westlake ..... Week 2 Sonny Gray ..... Week 7 Tony Kemp ..... Week 7
2011	Conrad Gregor ..... Week 10
2014	Bryan Reynolds ..... Week 1
2015	Kyle Wright ..... Week 8 Jeren Kendall ..... Week 4
2017	Drake Fellows ..... Week 4
2018	Jayson Gonzalez ..... Week 5 Austin Martin ..... Week 10
2019	Kumar Rocker ..... Week 9
2020	Jack Leiter ..... Week 2
2021	Jack Bulger ..... Week 9

### SEC Newcomer of the Week

2021	Carter Young ..... Week 7 Jack Leiter ..... Week 13
------	--



# Drafted Commodores

1 • Vanderbilt is one of only two universities in the nation to produce multiple No. 1 picks (David Price in 2007 and Dansby Swanson in 2015).

1991 • At least one Commodore has been drafted every year since 1991 with 136 players signing professional contracts.

90 • The Commodores have produced 90 picks in the first 10 rounds of the MLB Draft.

177 • Vanderbilt has produced 177 draft picks, including 40 infielders, 32 outfielders, 18 catchers and 105 pitchers (72 pitchers during the Tim Corbin era).

## MLB Draft First-Round Selections

2021			
Jack Leiter • RHP	TEX	1st (2nd)	
Kumar Rocker • RHP	NYM	1st (10th)	

2020			
Austin Martin • 3B	TOR	1st (5th)	

2019			
JJ Bleday • OF	MIA	1st (4th)	

2017			
Kyle Wright • RHP	ATL	1st (5th)	
Jeren Kendall • OF	LAD	1st (23rd)	

2016			
Jordan Sheffield • RHP	LAD	1st (36th)	

2015			
Dansby Swanson • SS	ARI	1st (1st)	
Carson Fulmer • RHP	CHW	1st (8th)	
Walker Buehler • RHP	LAD	1st (24th)	

2014			
Tyler Beede • RHP	SF	1st (14th)	

2011			
Sonny Gray • RHP	OAK	1st (18th)	
Grayson Garvin • LHP	TB	1st (59th)	

2009			
Mike Minor • LHP	ATL	1st (7th)	

2008			
Pedro Alvarez • 3B	PIT	1st (2nd)	
Ryan Flaherty • SS	CHC	1st (41st)	

2007			
David Price • LHP	TB	1st (1st)	
Casey Weathers • RHP	COL	1st (8th)	

2004			
Jeremy Sowers • LHP	CLE	1st (6th)	

1998			
Clinton Johnston • LHP	PIT	1st (15th)	

1997			
Glenn Davis • 1B	LAD	1st (24th)	

1985 (June Regular Phase)			
Joey Cora • SS	SD	1st (23rd)	

1976 (January Secondary Phase)			
David Tyler • 3B	BOS	1st (9th)	

1974 (June Regular Phase)			
Ted Shipley • SS	MIN	1st (14th)	

1973 (June Secondary Phase)			
Doug Wessel • RHP	BAL	1st (6th)	

1973 (January Secondary Phase)			
Doug Wessel* • RHP	NYM	1st (11th)	

2021			
Jack Leiter • RHP	TEX	1st (2nd)	
Kumar Rocker • RHP	NYM	1st (10th)	
Luke Murphy • RHP	LAA	4th	
CJ Rodriguez • C	OAK	5th	
Hugh Fisher • LHP	ARI	10th	
Jayson Gonzalez • 3B	CHW	17th	
Dominic Keegan* • 1B	NYY	19th	

2020			
Austin Martin • 3B	TOR	1st (5th)	
Tyler Brown • RHP	HOU	3rd	
Jake Eder • LHP	MIA	4th	
Mason Hickman • RHP	CLE	5th	

2019			
JJ Bleday • OF	MIA	1st (4th)	
Drake Fellows • RHP	SD	6th	
Philip Clarke • C	TOR	9th	
Ethan Paul • SS	PIT	9th	
Stephen Scott • OF	BOS	10th	
Zach King • LHP	MIA	13th	
Jackson Gillis • LHP	MIL	13th	
Joe Gobillot • LHP	TB	16th	
AJ Franklin • LHP	KC	17th	
Patrick Raby • RHP	CIN	17th	
Pat DeMarco • OF	NYY	17th	
Ty Duvall* • C	OAK	25th	
Julian Infante • 1B	MIA	36th	

2018			
Connor Kaiser • SS	PIT	3rd	
Reid Schaller • RHP	WAS	3rd	
Chandler Day • RHP	WAS	7th	
Maddux Conger • RHP	DET	22nd	
Justin Wilson • RHP	NYY	23rd	
Alonzo Jones • OF	OAK	25th	
Ethan Paul* • SS	PIT	26th	
Stephen Scott* • OF	MIA	31st	

2017			
Kyle Wright • RHP	ATL	1st (5th)	
Jeren Kendall • OF	LAD	1st (23rd)	
Will Toffey • 3B	OAK	4th	
Jason Delay • C	PIT	4th	
Collin Snider • RHP	KC	12th	
Reed Hayes • RHP	BAL	13th	
Matt Ruppenthal • RHP	HOU	17th	
Ro Coleman • OF	DET	34th	

2016			
Jordan Sheffield • RHP	LAD	1st (36th)	
Ben Bowden • LHP	COL	2nd	

Bryan Reynolds • OF	SF	2nd	
Jason Delay* • C	SF	11th	
John Kilichowski • LHP	STL	11th	
Will Toffey* • 3B	BAL	25th	

2015			
Dansby Swanson • SS	ARI	1st (1st)	
Carson Fulmer • RHP	CHW	1st (8th)	
Walker Buehler • RHP	LAD	1st (24th)	
Philip Pfeifer • LHP	LAD	3rd	
Rhett Wiseman • OF	WAS	3rd	
Xavier Turner • 3B	TEX	3rd	
Tyler Ferguson • RHP	TEX	6th	
Zander Wiel • 1B	MIN	12th	
John Kilichowski* • LHP	CHC	39th	

2014			
Tyler Beede • RHP	SF	1st (14th)	
Adam Ravenelle • RHP	DET	4th	
Vince Conde • SS	NYY	9th	
Jared Miller • LHP	ARI	11th	
Brian Miller • RHP	TB	15th	

2013			
Kevin Ziemek • LHP	DET	2nd	
Conrad Gregor • 1B	HOU	4th	
Tony Kemp • 2B	HOU	5th	
Connor Harrell • OF	DET	7th	
Spencer Navin • C	LAD	11th	
Mike Yastrzemski • OF	BAL	14th	

2012			
Sam Selman • LHP	KC	2nd	
Drew VerHagen • RHP	DET	4th	
Anthony Gomez • SS	MIA	6th	
Will Clinard • RHP	DET	19th	
Mike Yastrzemski* • OF	SEA	30th	
Connor Harrell* • OF	DET	31st	

2011			
Sonny Gray • RHP	OAK	1st (18th)	
Grayson Garvin • LHP	TB	1st (59th)	
Jason Esposito • 3B	BAL	3rd	
Jack Armstrong • RHP	HOU	3rd	
Aaron Westlake • 1B	DET	3rd	
Corey Williams • LHP	MIN	3rd	
Taylor Hill • RHP	WAS	6th	
Mark Lamm • RHP	ATL	6th	
Curt Casali • C	DET	10th	
Navery Moore • RHP	ATL	14th	
Will Clinard* • RHP	MIN	30th	
Joe Loftus • OF	ARI	46th	

2010			
Drew Hayes • RHP	CIN	11th	
Aaron Westlake* • 1B	TOR	22nd	
Taylor Hill* • RHP	CLE	30th	
Russell Brewer • RHP	COL	31st	
Andrew Giobbi • C	SEA	32nd	
Chase Reid • RHP	STL	41st	

2009			
Mike Minor • LHP	ATL	1st (7th)	
Caleb Cotham • RHP	NYY	5th	
Nick Christiani • RHP	CIN	13th	
Steven Liddle • OF	MIN	15th	
Drew Hayes* • RHP	SEA	22nd	
Jonathan White • OF	ARI	40th	

2008			
Pedro Alvarez • 3B	PIT	1st (2nd)	
Ryan Flaherty • SS	CHC	1st (41st)	
Brett Jacobson • RHP	DET	4th	
Dominic de la Osa • 2B	MIN	11th	
David Macias • OF	CHC	19th	
Shea Robin • C	HOU	20th	
Nick Christiani* • RHP	CLE	32nd	
Alex Feinberg • 2B	COL	43rd	

2007			
David Price • LHP	TB	1st (1st)	
Casey Weathers • RHP	COL	1st (8th)	
Dominic de la Osa* • OF	DET	10th	
Cody Crowell • LHP	TOR	14th	
Ty Davis • RHP	ARI	22nd	
Tyler Rhoden • RHP	CIN	22nd	
Jonathan White* • OF	MIL	24th	
Stephen Shao • LHP	COL	26th	

2006			
Matt Buschmann • RHP	SD	15th	
Brian Hernandez • C	SD	19th	
Casey Weathers* • RHP	DET	25th	
Greg Moviell • LHP	SEA	26th	

2005			
Jensen Lewis • RHP	CLE	3rd	
Ryan Mullins • LHP	MIN	3rd	
Mike Baxter • OF	SD	4th	
Jeff Sues • RHP	PIT	5th	
Ryan Rote • RHP	CWS	5th	
Warner Jones • 2B	DET	17th	
Tony Mansolino • 3B	PIT	26th	
Antoan Richardson • OF	SF	35th	

2004			
Jeremy Sowers • LHP	CLE	1st (6th)	
Cesar Nicolas • 1B	ARI	5th	
Ryan Klosterman • SS	TOR	5th	
Antoan Richardson* • OF	ARI	13th	
Jeff Sues* • RHP	CLE	14th	
Jonathan Douillard • C	CHC	28th	
Ryan Rote* • RHP	NYY	37th	

2003			
Robert Ransom • RHP	CHC	23rd	

2002			
Karl Nonemaker • OF	PHI	20th	
Sean Luellwitz • 1B/C	ARI	28th	

2001			
Ashley Freeman • 3B	ARI	19th	

2000			
Andy Beal • LHP	NYY	5th	
Damon Yee • RHP	HOU	28th	

1999			
Matt Kata • OF	ARI	9th	
Mike Byrd • RHP	CLE	35th	

1998			
Clinton Johnston • LHP	PIT	1st (15th)	
Bert Snow • RHP	OAK	10th	
Josh Adeeb • OF	BOS	24th	
Tyodus Meadows • OF	CHC	27th	

## Drafted Commodores

1997  
Glenn Davis • 1B LAD 1st (24th)

1996  
Josh Paul • OF CWS 2nd  
Phil Haigler • RHP MIN 25th

1995  
Phil Haigler\* • RHP NYY 49th

1994  
Nick Morrow • OF CIN 30th

1993  
Vee Hightower • OF CHC 3rd  
Greg Thomas • 1B CLE 9th  
Gabe Whatley • OF CHC 12th  
Alan Purdy • SS PIT 20th  
William Daunic • 1B TOR 25th

1992  
Jeff Martin • C BOS 22nd

1991  
Steve Sadecki • RHP TEX 6th  
JoJo Smith • LHP LA 18th  
Charles Sullivan • 2B TEX 27th

1989  
Jim Heins • RHP DET 23rd

1988  
Jeff Hoffman • RHP NYY 14th  
Kyle Balch • RHP KC 15th  
Jim Heins\* • RHP PIT 16th

1987  
Bud Adams • RHP KC 9th  
Kyle Balch\* • RHP CAL 10th  
Archie Smith LHP KC 13th  
David Joiner • 3B/OF NYM 37th

1986 (June Regular Phase)  
Mark Ambrose • RHP MIL 2nd

1985 (June Regular Phase)  
Joey Cora • SS SD 1st (23rd)  
Abbie Woyce • RHP KC 23rd

1984 (June Regular Phase)  
Jeff Edwards • LHP LAD 7th  
Tom Wasilewski • RHP TOR 9th

1983 (June Regular Phase)  
Marlon Hubbard • RHP SD 15th

1982 (June Regular Phase)  
Brian Farley • RHP STL 6th  
Erez Borowsky • C MIN 13th

1981 (June Regular Phase)  
Steve Chmil • SS ATL 17th

1980 (June Regular Phase)  
Scotti Madison • C MIN 3rd

1979 (June Regular Phase)  
Scotti Madison\* • C SF 10th  
Jack Nuismer • RHP CLE 15th

1978 (June Regular Phase)  
Michael Wright • OF DET 9th  
Ricky Kittrell • LHP SF 16th

1977 (June Regular Phase)  
Scott Sanderson • RHP MON 3rd  
Steve Lane • LHP STL 37th

1976 (January Secondary Phase)  
David Tyler • 3B BOS 1st (9th)

1975 (January Secondary Phase)  
Rick Duncan • C MIN 2nd

1975 (June Regular Phase)  
Gene Menees • 3B SD 14th

1974 (June Regular Phase)  
Ted Shipley • SS MIN 1st (14th)

1973 (June Secondary Phase)  
Doug Wessel • RHP BAL 1st (6th)

1973 (January Secondary Phase)  
Doug Wessel\* • RHP NYM 1st (11th)

1973 (June Regular Phase)  
Greg Collins • C CHC 9th  
Rick Rhodes • LHP PIT 15th  
John McLean • RHP ATL 27th  
Jeff Peebles • RHP STL 37th

1972 (June Regular Phase)  
Doug Wessel\* • RHP KC 4th  
Mike Willis • LHP BAL 20th

1971 (January Regular Phase)  
Elliott Jones • RHP BOS 6th

1971 (June Regular Phase)  
Elliott Jones • RHP PIT 12th  
James Conn • SS LA 17th

\*Did not sign and returned to Vanderbilt

## Dores in the Majors

### Pedro Alvarez • Infielder • Major League Debut: 2010

Season	Team	G	AB	H	2B	3B	HR	R	RBI	BB	IBB	SO	SH	SF	HBP	AVG	OBP	SLG
2010	Pirates	95	347	89	21	1	16	42	64	37	1	119	0	2	0	.256	.326	.461
2011	Pirates	74	235	45	9	1	4	18	19	24	1	80	1	0	2	.191	.272	.289
2012	Pirates	149	525	128	25	1	30	64	85	57	6	180	0	3	1	.244	.317	.467
2013	Pirates	152	558	130	22	2	36	70	100	48	7	186	0	4	4	.233	.296	.473
2014	Pirates	122	398	92	13	1	18	46	56	45	6	113	0	0	2	.231	.312	.405
2015	Pirates	150	437	106	18	0	27	60	77	48	9	131	0	4	2	.243	.318	.469
2016	Orioles	109	337	84	20	0	22	43	49	37	1	97	0	2	0	.249	.322	.504
2017	Orioles	14	32	10	1	0	1	4	4	2	0	10	0	0	0	.313	.353	.438
2018	Orioles	45	111	20	2	0	8	18	18	16	0	36	0	0	0	.180	.283	.414
Nine seasons		910	2980	704	131	6	162	365	472	314	31	952	1	15	11	.236	.310	.447

### Mike Baxter • Outfielder • Major League Debut: 2010

Season	Team	G	AB	H	2B	3B	HR	R	RBI	BB	IBB	SO	SH	SF	HBP	AVG	OBP	SLG
2010	Padres	9	8	1	0	0	0	0	1	0	0	2	0	1	0	.125	.111	.125
2011	Mets	22	34	8	2	1	1	6	4	5	0	9	0	0	1	.235	.350	.441
2012	Mets	89	179	47	14	2	3	26	17	25	4	45	0	2	5	.263	.365	.413
2013	Mets	74	132	25	6	1	0	14	4	17	0	28	0	1	5	.189	.303	.250
2014	Dodgers	4	7	0	0	0	0	0	0	1	0	2	0	0	0	.000	.000	.000
2015	Cubs	34	57	14	1	0	0	6	2	7	1	14	0	0	2	.246	.348	.263
Six seasons		232	417	95	23	1	4	52	28	55	5	100	0	4	13	.228	.333	.331

### Tyler Beede • Pitcher • Major League Debut: 2018

Season	Team	W	L	PCT	ERA	G	GS	CG	SHO	SV	IP	H	ER	HR	BB	SO
2018	Giants	0	1	.000	8.22	2	2	0	0	0	7.2	9	7	0	8	9
2019	Giants	5	10	.333	5.08	24	22	0	0	0	117.0	127	66	22	46	113
2021	Giants	0	0	.000	27.00	1	0	0	0	0	1.0	2	3	0	0	2
Three seasons		5	11	.313	5.44	27	24	0	0	0	125.2	138	76	22	54	124

### Ben Bowden • Pitcher • Major League Debut: 2021

Season	Team	W	L	PCT	ERA	G	GS	CG	SHO	SV	IP	H	ER	HR	BB	SO
2021	Rockies	3	2	.600	6.56	39	0	0	0	0	35.2	44	26	6	21	42
One season		3	2	.600	6.56	39	0	0	0	0	35.2	44	26	6	21	42

### Walker Buehler • Pitcher • Major League Debut: 2017

Season	Team	W	L	PCT	ERA	G	GS	CG	SHO	SV	IP	H	ER	HR	BB	SO
2017	Dodgers	1	0	1.000	7.71	8	0	0	0	0	9.1	11	8	2	8	12
2018	Dodgers	8	5	.615	2.62	24	23	0	0	0	137.1	95	40	12	37	151
2019	Dodgers	14	4	.778	3.26	30	30	2	0	0	182.1	153	66	20	37	215
2020	Dodgers	1	0	1.000	3.44	8	8	0	0	0	36.2	24	14	7	11	42
2021	Dodgers	16	4	.800	2.47	33	33	0	0	0	207.2	149	57	19	52	212
Five seasons		40	13	.755	2.90	103	94	2	0	0	573.1	432	185	60	145	632

### Matt Buschmann • Pitcher • Major League Debut: 2016

Season	Team	W	L	PCT	ERA	G	GS	CG	SHO	SV	IP	H	ER	HR	BB	SO
2016	Diamondbacks	0	0	.000	2.08	3	0	0	0	0	4.1	2	1	1	1	3
One season		0	0	.000	2.08	3	0	0	0	0	4.1	2	1	1	1	3

### Curt Casali • Catcher • Major League Debut: 2014

Season	Team	G	AB	H	2B	3B	HR	R	RBI	BB	IBB	SO	SH	SF	HBP	AVG	OBP	SLG
2014	Rays	30	72	12	3	0	0	10	3	8	0	23	2	0	2	.167	.268	.208
2015	Rays	38	101	24	6	0	10	13	18	8	0	34	1	1	2	.238	.304	.594
2016	Rays	84	226	42	10	0	8	23	25	25	1	82	3	0	2	.186	.273	.336
2017	Rays	9	9	3	0	0	1	2	3	3	0	3	0	1	0	.333	.462	.667
2018	Reds	52	140	41	10	0	4	15	16	12	1	32	1	1	2	.293	.355	.450
2019	Reds	84	207	52	9	0	8	24	32	25	1	59	0	3	1	.251	.331	.411
2020	Reds	31	76	17	3	0	6	10	8	14	0	29	0	0	3	.224	.366	.500
2021	Giants	77	200	42	11	1	5	20	26	26	4	66	1	0	4	.210	.313	.350
Eight seasons		405	1031	233	52	1	42	117	131	121	7	328	8	6	16	.226	.315	.401

### Nick Christiani • Pitcher • Major League Debut: 2013

## Dores in the Majors

Season	Team	W	L	PCT	ERA	G	GS	CG	SHO	SV	IP	H	ER	HR	BB	SO
2013	Reds	0	0	.000	2.25	3	0	0	0	0	4.0	2	1	1	2	1
2014	Reds	0	1	.000	5.54	10	0	0	0	0	13.0	12	8	2	6	8
Two seasons		0	1	.000	4.76	13	0	0	0	0	17.0	14	9	3	8	9

### Caleb Cotham • Pitcher • Major League Debut: 2015

Season	Team	W	L	PCT	ERA	G	GS	CG	SHO	SV	IP	H	ER	HR	BB	SO
2015	Yankees	1	0	1.000	6.52	12	0	0	0	0	9.2	14	7	4	1	11
2016	Reds	0	3	.000	7.40	23	0	0	0	0	24.1	32	20	3	12	21
Two seasons		1	3	.250	7.15	35	0	0	0	0	34.0	46	27	7	3	32

### Joey Cora • Infielder • Major League Debut: 1987

Season	Team	G	AB	H	2B	3B	HR	R	RBI	BB	IBB	SO	SH	SF	HBP	AVG	OBP	SLG
1987	Padres	77	241	57	7	2	0	23	13	28	1	26	5	1	1	.237	.317	.282
1989	Padres	12	19	6	1	0	0	5	1	1	0	0	0	0	0	.316	.350	.368
1990	Padres	51	100	27	3	0	0	12	2	6	1	9	0	0	0	.270	.311	.300
1991	White Sox	100	228	55	2	3	0	37	18	20	0	21	8	3	5	.241	.312	.276
1992	White Sox	68	122	30	7	1	0	27	9	22	1	13	2	3	4	.246	.371	.320
1993	White Sox	153	579	155	15	13	2	95	51	67	0	63	19	4	9	.268	.351	.349
1994	White Sox	90	312	86	13	4	2	55	30	38	0	32	11	5	2	.276	.353	.362
1995	Mariners	120	427	127	19	2	3	64	39	37	0	31	13	4	6	.297	.359	.372
1996	Mariners	144	530	154	37	6	6	90	45	35	1	32	6	5	7	.291	.340	.417
1997	Mariners	149	574	172	40	4	11	105	54	53	2	49	8	9	5	.300	.359	.441
1998	Mariners	131	519	147	23	6	6	95	26	62	0	50	10	3	4	.283	.362	.385
1998	Indians	24	83	19	4	0	0	16	6	11	0	9	2	0	1	.229	.326	.277
Twelve seasons		1,119	3,734	1,035	171	41	30	624	294	380	6	335	84	37	44	.277	.348	.369

### Ryan Flaherty • Infielder • Major League Debut: 2012

Season	Team	G	AB	H	2B	3B	HR	R	RBI	BB	IBB	SO	SH	SF	HBP	AVG	OBP	SLG
2012	Orioles	77	153	33	2	1	6	15	19	6	0	43	3	1	3	.216	.258	.617
2013	Orioles	85	246	55	11	0	10	28	27	19	3	62	1	0	5	.224	.293	.390
2014	Orioles	102	281	62	15	1	7	33	32	22	2	68	3	1	5	.221	.288	.356
2015	Orioles	91	267	54	8	3	9	34	31	26	2	81	2	2	4	.202	.281	.356
2016	Orioles	74	157	34	7	0	3	16	15	17	1	48	1	1	0	.217	.291	.318
2017	Orioles	23	38	8	1	0	0	5	4	4	0	10	0	0	1	.211	.302	.237
2018	Braves	81	161	35	6	0	2	17	13	18	4	41	1	1	1	.217	.298	.292
Seven seasons		533	1303	281	50	5	37	148	141	112	12	353	11	6	19	.216	.286	.347

### Carson Fulmer • Pitcher • Major League Debut: 2016

Season	Team	W	L	PCT	ERA	G	GS	CG	SHO	SV	IP	H	ER	HR	BB	SO
2016	White Sox	0	2	.000	8.49	8	0	0	0	0	11.2	12	11	2	7	10
2017	White Sox	3	1	.750	3.86	7	5	0	0	0	23.1	16	10	4	13	19
2018	White Sox	2	4	.333	8.07	9	8	0	0	0	32.1	37	29	8	24	29
2019	White Sox	1	2	.333	6.26	20	2	0	0	0	27.1	26	19	5	20	25
2020	Tigers/Orioles	0	0	.000	4.35	10	0	0	0	0	10.1	8	5	1	5	11
2021	Reds	0	0	.000	6.66	20	0	0	0	0	25.2	26	19	3	13	24
Six seasons		6	9	.400	6.41	74	15	0	0	0	130.2	125	93	23	82	118

### Sonny Gray • Pitcher • Major League Debut: 2013

Season	Team	W	L	PCT	ERA	G	GS	CG	SHO	SV	IP	H	ER	HR	BB	SO
2013	A's	5	3	.625	2.67	12	10	0	0	0	64.0	51	19	4	20	67
2014	A's	14	10	.583	3.08	33	33	2	2	0	219.0	187	75	15	74	183
2015	A's	14	7	.667	2.73	31	31	3	2	0	208.0	166	63	17	59	169
2016	A's	5	11	.313	5.69	22	22	0	0	0	117.0	133	74	18	42	94
2017	A's/Yankees	10	12	.454	3.55	27	27	1	0	0	162.1	139	64	19	57	153
2018	Yankees	11	9	.550	4.90	30	23	0	0	0	130.1	138	71	14	57	123
2019	Reds	11	8	.579	2.87	31	31	0	0	0	175.1	122	56	17	68	205
2020	Reds	5	3	.625	3.70	11	11	0	0	0	56.0	42	23	4	26	72
2021	Reds	7	9	.438	4.19	26	26	0	0	0	135.1	115	63	19	50	155
Nine seasons		82	72	.533	3.61	223	214	6	4	0	1267.1	1093	508	127	453	1221

## Dores in the Majors

### Drew Hayes • Pitcher • Major League Debut: 2016

Season	Team	W	L	PCT	ERA	G	GS	CG	SHO	SV	IP	H	ER	HR	BB	SO
2016	Reds	0	0	.000	8.38	6	0	0	0	0	9.2	15	9	3	6	8
One season		0	0	.000	8.38	6	0	0	0	0	9.2	15	9	3	6	8

### Taylor Hill • Pitcher • Major League Debut: 2014

Season	Team	W	L	PCT	ERA	G	GS	CG	SHO	SV	IP	H	ER	HR	BB	SO
2014	Nationals	0	1	.000	9.00	3	1	0	0	0	9.0	16	9	0	3	5
2015	Nationals	0	0	.000	3.75	6	0	0	0	0	12.0	14	5	2	4	9
Two seasons		0	1	.000	6.00	9	1	0	0	0	21.0	30	14	2	7	14

### Matt Kata • Infielder • Major League Debut: 2003

Season	Team	G	AB	H	2B	3B	HR	R	RBI	BB	IBB	SO	SH	SF	HBP	AVG	OBP	SLG
2003	Diamondbacks	78	288	74	16	5	7	42	29	25	0	53	5	3	1	.257	.315	.420
2004	Diamondbacks	42	162	40	9	2	2	17	13	13	2	29	1	1	0	.247	.301	.364
2005	D-Backs/Phillies	40	37	7	2	1	0	7	0	5	0	4	2	0	0	.189	.285	.297
2007	Rangers/Pirates	78	158	35	9	1	3	21	16	5	0	33	2	0	2	.222	.255	.348
Four seasons		238	645	156	36	9	12	87	58	48	2	121	10	4	3	.242	.296	.381

### Tony Kemp • Infielder/Outfielder • Major League Debut: 2016

Season	Team	G	AB	H	2B	3B	HR	R	RBI	BB	IBB	SO	SH	SF	HBP	AVG	OBP	SLG
2016	Astros	59	120	26	4	3	1	15	7	14	0	27	1	1	0	.217	.296	.325
2017	Astros	17	37	8	1	0	0	6	4	1	0	5	0	0	1	.216	.256	.243
2018	Astros	97	255	67	15	0	6	37	30	32	1	44	3	1	3	.263	.351	.392
2019	Astros/Cubs	110	245	52	9	4	8	31	29	23	1	47	1	4	6	.212	.291	.380
2020	Athletics	49	93	23	5	0	0	15	4	15	0	14	1	2	3	.247	.363	.301
2021	Athletics	131	330	92	16	3	8	54	37	52	0	51	4	5	6	.279	.382	.418
Six seasons		463	1080	268	50	10	23	158	111	137	2	188	10	13	19	.248	.339	.377

### Jensen Lewis • Pitcher • Major League Debut: 2007

Season	Team	W	L	PCT	ERA	G	GS	CG	SHO	SV	IP	H	ER	HR	BB	SO
2007	Indians	1	1	.500	2.15	26	0	0	0	0	29.3	26	7	1	10	34
2008	Indians	0	4	.000	3.82	51	0	0	0	13	66.0	68	28	8	27	52
2009	Indians	2	4	.333	4.61	47	0	0	0	1	66.1	62	34	13	29	62
2010	Indians	4	2	.667	2.97	37	0	0	0	0	36.1	28	12	1	19	29
Four seasons		3	9	.250	3.84	124	0	0	0	14	161.2	156	69	22	66	148

### Scotti Madison • Catcher/Infielder • Major League Debut: 1985

Season	Team	G	AB	H	2B	3B	HR	R	RBI	BB	IBB	SO	SH	SF	HBP	AVG	OBP	SLG
1985	Tigers	6	11	0	0	0	0	0	1	2	0	0	0	1	0	.000	.143	.000
1986	Tigers	2	7	0	0	0	0	0	1	0	0	3	0	1	0	.000	.000	.000
1987	Royals	7	15	4	3	0	0	4	0	1	0	5	1	0	0	.267	.312	.467
1988	Royals	16	35	6	2	0	0	4	2	4	0	5	0	0	0	.171	.256	.229
1989	Reds	40	98	17	7	0	1	13	7	8	2	9	0	1	1	.173	.241	.276
Five seasons		71	166	27	12	0	1	21	11	15	2	22	1	3	1	.163	.232	.253

### Mike Minor • Pitcher • Major League Debut: 2010

Season	Team	W	L	PCT	ERA	G	GS	CG	SHO	SV	IP	H	ER	HR	BB	SO
2010	Braves	3	2	.600	5.98	9	8	0	0	0	40.2	53	27	6	11	43
2011	Braves	5	3	.625	4.14	15	15	0	0	0	82.2	93	38	7	30	77
2012	Braves	11	10	.524	4.12	30	30	0	0	0	179.1	151	82	26	56	145
2013	Braves	13	9	.591	3.21	32	32	1	0	0	204.2	177	73	22	46	181
2014	Braves	6	12	.333	4.77	25	25	0	0	0	145.1	165	77	21	44	120
2015	Braves	Injured	--	--	--	--	--	--	--	--	--	--	--	--	--	--
2017	Royals	6	6	.500	2.55	65	0	0	0	6	77.2	57	22	5	22	88
2018	Rangers	12	8	.600	4.18	28	28	0	0	0	157.0	138	76	25	38	132
2019	Rangers	14	10	.583	3.59	32	32	2	1	0	208.1	190	83	30	68	200
2020	Rangers/Athletics	1	6	.143	5.56	12	11	1	1	0	56.2	50	35	11	20	62
2021	Royals	8	12	.400	5.05	28	28	0	0	0	158.2	156	89	26	41	149
Eleven seasons		79	78	.503	4.11	276	209	4	2	6	1311.0	1230	599	179	376	1197



## Dores in the Majors

### Josh Paul • Catcher • Major League Debut: 1999

Season	Team	G	AB	H	2B	3B	HR	R	RBI	BB	IBB	SO	SH	SF	HBP	AVG	OBP	SLG
1999	White Sox	6	18	4	1	0	0	2	1	0	0	4	0	0	0	.222	.222	.278
2000	White Sox	36	71	20	3	2	1	15	8	5	0	17	2	0	1	.282	.338	.423
2001	White Sox	57	139	37	11	0	3	20	18	13	0	25	1	1	0	.266	.327	.410
2002	White Sox	33	104	25	4	0	0	11	11	9	0	22	2	2	1	.240	.302	.279
2003	White Sox	13	17	6	6	0	0	6	4	3	0	3	0	0	0	.353	.450	.353
2003	Cubs	3	6	0	0	0	0	0	0	0	0	3	0	1	0	.000	.000	.000
2004	Angels	46	70	17	3	0	2	11	10	7	0	17	3	1	0	.243	.308	.371
2005	Angels	34	37	7	1	0	2	4	4	2	0	9	1	0	0	.189	.231	.378
2006	Devil Rays	58	146	38	9	0	1	15	8	14	0	39	3	1	1	.260	.327	.342
2007	Devil Rays	35	105	20	3	0	1	8	9	6	0	30	4	0	0	.190	.234	.248
Ten seasons		321	713	174	35	2	10	92	73	59	0	169	17	5	3	.244	.303	.341

### David Price • Pitcher • Major League Debut: 2008 • 2012 American League Cy Young Award Winner

Season	Team	W	L	PCT	ERA	G	GS	CG	SHO	SV	IP	H	ER	HR	BB	SO
2008	Rays	0	0	.000	1.93	5	1	0	0	0	14.0	9	3	1	4	12
2009	Rays	10	7	.588	4.42	23	23	0	0	0	128.1	119	63	17	54	102
2010	Rays	19	6	.760	2.72	32	31	2	1	0	208.2	170	63	15	79	188
2011	Rays	12	13	.480	3.49	34	34	0	0	0	224.1	192	87	22	63	218
2012	Rays	20	5	.800	2.56	31	31	2	1	0	211.0	173	60	16	59	205
2013	Rays	10	8	.556	3.33	27	27	4	0	0	186.2	178	69	16	27	151
2014	Rays/Tigers	15	12	.556	3.26	34	34	3	0	0	248.1	230	90	25	38	271
2015	Tigers/Jays	18	5	.783	2.45	32	32	3	1	0	220.1	190	60	17	47	225
2016	Red Sox	17	9	.654	3.99	35	35	1	0	0	230.0	227	102	30	50	228
2017	Red Sox	6	3	.666	3.38	16	11	0	0	0	74.2	65	28	8	24	76
2018	Red Sox	16	7	.696	3.58	30	30	1	0	0	176.0	151	70	25	50	177
2019	Red Sox	7	5	.583	4.28	22	22	0	0	0	107.1	109	51	15	32	128
2020	Dodgers	Opted out	--	--	--	--	--	--	--	--	--	--	--	--	--	--
2021	Dodgers	5	2	.714	4.03	39	11	0	0	1	73.2	79	33	8	26	58
Thirteen seasons		155	82	.654	3.33	360	322	17	3	1	2103.1	1892	779	215	553	2039

### Bryan Reynolds • Outfielder • Major League Debut: 2019

Season	Team	G	AB	H	2B	3B	HR	R	RBI	BB	IBB	SO	SH	SF	HBP	AVG	OBP	SLG
2019	Pirates	134	491	154	37	4	16	83	68	46	0	121	0	3	6	.314	.377	.503
2020	Pirates	55	185	35	6	2	7	24	19	21	0	57	0	0	1	.189	.275	.357
2021	Pirates	159	559	169	35	8	24	93	90	75	9	119	0	4	8	.302	.390	.522
Three seasons		348	1235	358	78	14	47	200	177	142	9	297	0	7	15	.290	.368	.490

### Antoan Richardson • Outfielder • Major League Debut: 2011

Season	Team	G	AB	H	2B	3B	HR	R	RBI	BB	IBB	SO	SH	SF	HBP	AVG	OBP	SLG
2011	Braves	3	4	0	0	0	0	0	0	0	0	1	0	0	0	.500	.500	.500
2014	Yankees	13	16	5	0	0	0	2	1	1	0	3	0	0	0	.313	.353	.313
2015	Rangers	Injured	--	--	--	--	--	--	--	--	--	--	--	--	--	--	--	--
Three seasons		16	20	5	0	0	0	2	1	1	4	4	0	0	0	.350	.381	.350

## Dores in the Majors

### Scott Sanderson • Pitcher • Major League Debut: 1978

Season	Team	W	L	PCT	ERA	G	GS	CG	SHO	SV	IP	H	ER	HR	BB	SO
1978	Expos	4	2	.667	2.51	10	9	1	1	0	61.0	52	17	3	21	50
1979	Expos	9	8	.529	3.43	34	24	5	3	1	168.0	148	64	16	54	138
1980	Expos	16	11	.593	3.11	33	33	7	3	0	211.1	206	73	18	56	125
1981	Expos	9	7	.562	2.95	22	22	4	1	0	137.1	122	45	10	31	77
1982	Expos	12	12	.500	3.46	32	32	7	0	0	224.0	212	86	24	58	158
1983	Expos	6	7	.462	4.65	18	16	0	0	1	81.1	98	42	12	20	55
1984	Cubs	8	5	.615	3.14	24	24	3	0	0	140.2	140	49	5	24	76
1985	Cubs	5	6	.455	3.12	19	19	2	0	0	121.0	100	42	13	27	80
1986	Cubs	9	11	.450	4.19	37	28	1	1	1	169.2	165	79	21	37	124
1987	Cubs	8	9	.471	4.29	32	22	0	0	2	144.2	156	69	23	50	106
1988	Cubs	1	2	.333	5.28	11	0	0	0	0	15.1	13	9	1	3	6
1989	Cubs	11	9	.550	3.94	37	23	2	0	0	146.1	155	64	16	31	86
1990	Athletics	17	11	.607	3.88	34	34	2	1	0	206.1	205	89	27	66	128
1991	Yankees	16	10	.615	3.81	34	34	2	2	0	208.0	200	88	22	29	130
1992	Yankees	12	11	.522	4.93	33	33	2	1	0	193.1	220	106	28	64	104
1993	Angels	7	11	.389	4.46	21	21	4	1	0	135.1	153	67	15	27	66
1993	Giants	4	2	.667	3.51	11	8	0	0	0	48.2	48	19	12	7	36
1994	White Sox	8	4	.667	5.09	18	14	1	0	0	92.0	110	52	20	12	36
1995	Angels	1	3	.250	4.12	7	7	0	0	0	39.1	48	18	6	4	23
1996	Angels	0	2	.000	7.50	5	4	0	0	0	18.0	39	15	5	4	7
Twenty seasons		163	143	.533	3.84	472	407	43	14	5	2561.2	2,590	1,093	297	625	1,611

### Jordan Sheffield • Pitcher • Major League Debut: 2021

Season	Team	W	L	PCT	ERA	G	GS	CG	SHO	SV	IP	H	ER	HR	BB	SO
2021	Rockies	0	0	.000	3.38	30	0	0	0	0	29.1	19	11	2	13	20
One season		0	0	.000	3.38	30	0	0	0	0	29.1	19	11	2	13	20

### Sam Selman • Pitcher • Major League Debut: 2019

Season	Team	W	L	PCT	ERA	G	GS	CG	SHO	SV	IP	H	ER	HR	BB	SO
2019	Giants	0	0	.000	4.35	10	0	0	0	0	10.1	6	5	2	6	10
2020	Giants	1	1	.500	2.72	24	0	0	0	1	19.1	13	8	2	9	23
2021	Giants/Angels	0	1	.000	5.76	25	0	0	0	0	25.0	20	16	3	12	19
Three seasons		1	2	.333	4.77	59	0	0	0	1	54.2	39	29	7	27	52

### Jeremy Sowers • Pitcher • Major League Debut: 2005

Season	Team	W	L	PCT	ERA	G	GS	CG	SHO	SV	IP	H	ER	HR	BB	SO
2006	Indians	7	4	.636	3.57	14	14	2	2	0	88.1	85	35	10	20	35
2007	Indians	1	6	.142	6.42	13	13	0	0	0	67.1	84	48	10	21	24
2008	Indians	4	9	.307	5.58	22	22	0	0	0	121.0	141	75	18	39	64
2009	Indians	6	11	.353	5.25	23	22	0	0	0	123.1	134	72	11	52	51
Four seasons		18	30	.375	5.18	72	71	2	2	9	400.0	444	230	49	132	174

### Dansby Swanson • Infielder • Major League Debut: 2016

Season	Team	G	AB	H	2B	3B	HR	R	RBI	BB	IBB	SO	SH	SF	HBP	AVG	OBP	SLG
2016	Braves	38	129	39	7	1	3	20	17	13	5	34	1	2	0	.302	.361	.442
2017	Braves	144	488	113	23	2	6	59	51	59	10	120	0	4	0	.232	.312	.324
2018	Braves	136	478	114	25	4	14	51	59	44	15	122	6	3	2	.238	.304	.395
2019	Braves	127	483	121	26	3	17	77	192	167	2	124	1	5	5	.251	.325	.385
2020	Braves	60	237	65	15	0	10	49	35	22	0	71	0	1	4	.274	.345	.464
2021	Braves	160	588	146	33	2	27	78	88	52	4	167	1	7	5	.248	.311	.449
Six seasons		665	2403	598	129	12	77	334	315	241	36	638	9	22	16	.249	.319	.409

### Drew VerHagen • Pitcher • Major League Debut: 2014

Season	Team	W	L	PCT	ERA	G	GS	CG	SHO	SV	IP	H	ER	HR	BB	SO
2014	Tigers	0	1	.000	5.40	1	1	0	0	0	5.0	5	3	0	3	4
2015	Tigers	2	0	1.000	2.05	20	0	0	0	0	26.1	18	6	1	14	13
2016	Tigers	1	0	1.000	7.11	19	0	0	0	0	19.0	28	15	3	7	10
2017	Tigers	0	3	.000	5.77	24	2	0	0	0	34.1	42	22	10	9	25
2018	Tigers	3	3	.500	4.63	41	1	0	0	0	56.1	46	29	6	19	53
2019	Tigers	4	3	.571	5.90	22	4	0	0	0	58.0	70	38	9	23	51
Six seasons		10	10	.500	5.11	127	8	0	0	0	199.0	209	113	29	75	156

## Dores in the Majors

### Mike Willis • Pitcher • Major League Debut: 1977

Season	Team	W	L	PCT	ERA	G	GS	CG	SHO	SV	IP	H	ER	HR	BB	SO
1977	Blue Jays	2	6	.250	3.94	43	3	0	0	5	107.1	105	47	15	38	59
1978	Blue Jays	3	7	.300	4.56	44	2	1	0	7	100.2	104	51	11	39	52
1979	Blue Jays	0	3	.000	8.44	17	1	0	0	0	26.2	35	25	1	16	8
1980	Blue Jays	2	1	.667	1.71	20	0	0	0	3	26.1	25	5	3	11	14
1981	Blue Jays	0	4	.000	5.91	20	0	0	0	0	35.0	43	23	6	20	16
Five seasons		7	21	.250	4.59	144	6	1	0	15	296.0	312	151	36	124	149

### Kyle Wright • Pitcher • Major League Debut: 2018

Season	Team	W	L	PCT	ERA	G	GS	CG	SHO	SV	IP	H	ER	HR	BB	SO
2018	Braves	0	0	.000	4.50	4	0	0	0	0	6.0	4	3	2	6	5
2019	Braves	0	3	.000	8.69	7	4	0	0	0	19.2	24	19	4	13	18
2020	Braves	2	4	.333	5.21	8	8	0	0	0	38.0	35	22	7	24	30
2021	Braves	0	1	.000	9.95	2	2	0	0	0	6.1	7	7	2	5	6
Four seasons		2	8	.200	6.56	21	14	0	0	0	70.0	70	51	15	48	59

### Mike Yastrzemski • Outfielder • Major League Debut: 2019

Season	Team	G	AB	H	2B	3B	HR	R	RBI	BB	IBB	SO	SH	SF	HBP	AVG	OBP	SLG
2019	Giants	107	371	101	22	3	21	64	55	32	1	107	1	3	4	.272	.334	.518
2020	Giants	54	192	57	14	4	10	39	35	30	2	55	0	0	3	.297	.400	.568
2021	Giants	139	468	105	28	3	25	75	71	51	4	131	1	3	9	.224	.311	.457
Three seasons		300	1031	263	64	10	56	178	161	113	7	293	2	6	16	.255	.336	.500

# USA Baseball

Since head coach Tim Corbin's arrival to Vanderbilt in 2003, 19 Commodores have donned the stars and stripes with four players representing the Dores on the collegiate national team in 2014, marking just the fifth time since 1980 that a school had placed four players on the collegiate national team.

Vanderbilt has placed multiple players on Team USA's collegiate national team three times with four players in 2014 (Buehler, Fulmer, Swanson and Reynolds). In 2006 and 2007, three Dores suited up for Team USA with Alvarez, Price and Weathers in 2006, and Alvarez, Flaherty and Minor in 2007. Head coach Tim Corbin led the 2006 squad that featured three Commodores.

## 2006 Team USA

- 28-2-1 (.919)
- First USA contingent ever to win a tournament on Cuban soil.
- David Price led the pitching staff (5-1, 0.20 ERA), while Pedro Alvarez (.379, 5 HR, 43 RBI) was the top hitter.
- Team hit .300, while pitching staff sported 1.24 ERA and 10 shutouts.

## Head coach Tim Corbin (2003-present)

- 2006 USA National Team Head Coach
- 2000 USA National Team Assistant Coach
- Corbin guided the national team to its then-best record ever as the team went 28-2-1, culminating with a gold medal at the World University Championships in Havana, Cuba. In 2000, Southern Cal head coach Mike Gillespie served as head coach and chose Tim Corbin as an assistant for his staff. That group won a gold medal at the World Championships in the Netherlands.

## Pedro Alvarez years at Vanderbilt: 2006-08

- 2006-07 USA National Team
- Led USA National Team for second straight year with a .315 batting average, seven homers and 30 RBI in 2007. As a freshman in 2006, he showed no-ill effects with the wood bat and led the all-star contingent with a .379 batting average to go along with five homers, 12 doubles and 43 RBI.

## Tyler Beede years at Vanderbilt: 2012-14

USA National Team 2013 | Beede became the seventh Commodore pitcher to wear the Red, White & Blue pitching in five games, three starts, going 1-1.

## Tyler Brown years at Vanderbilt: 2018-present

USA National Team 2019 | Brown finished tied for second on the 2019 Collegiate National Team in strikeouts (12) across 8.1 innings. The right-hander earned the save in two scoreless innings against Cuba in Game 2 of the series.

## Walker Buehler years at Vanderbilt: 2013-15

USA National Team 2014 | Buehler joined Team USA in Cuba and made one appearance for the Red, White & Blue giving up one unearned run over 6.1 innings with three strikeouts.

## Jason Esposito years at Vanderbilt: 2009-11

USA National Team 2010 | Was a late addition to the 2010 squad but started 12 of the 14 games he played in hitting .273 with three extra-base hits and six RBI for silver-medal winning team at FISU World University Baseball Championships in Japan.

## Ryan Flaherty years at Vanderbilt: 2006-08

USA National Team 2007 | Started predominantly at second base on the team that won a silver medal at the Pan American Games in Rio de Janeiro. Batted .270 with two homers, seven doubles and 14 RBI in 34 games (30 starts).

## Carson Fulmer years at Vanderbilt: 2013-15

USA National Team 2014 | Right-hander pitched in five games, four starts, going 3-1 with a 0.73 ERA combining on two of the team's nine shutouts. He punched out 19 over 24.2 innings and allowed only 11 hits (.141 BAA). Named the No. 2 overall prospect on Team USA.

## Sonny Gray years at Vanderbilt: 2009-11

USA National Team 2009-10 | Third Vandy pitcher in five years to be tabbed Summer Player of the Year joining David Price and Mike Minor after going 3-0 with a 0.38 ERA in five games, four starts. In 2009, he went 3-1 with a 0.75 ERA in eight appearances. Struck out 27 in 24 innings while opponents hit only .139 off him.

## Jeren Kendall years at Vanderbilt: 2015-17

USA National Team 2016 | Played in all 19 games over the summer with the squad, hitting .290 with team-highs in triples (5) and RBI (14). Drove in a run in fifth and deciding game of series victory in Cuba.

## Austin Martin years at Vanderbilt: 2018-present

USA National Team 2019 | Martin hit .250 for the Collegiate National Team and finished tied for second on the team with eight RBIs. He was also fourth on the team in total bases (19). Martin helped lead Team USA to a win against Chinese Taipei In Game 3, producing a three-hit, four-RBI game including swatting a home run. He started 11 of 14 games and had a hit in nine of his 12 games played.

## Mike Minor years at Vanderbilt: 2007-09

USA National Team 2007-08 | Named Summer Player of the Year in 2008 after leading team to 24-0 record. Went 3-0 with a 0.75 ERA with 37 K's in 36 innings. Went 5-2 with 1.64 ERA and developed into team ace by the end of the summer. Struck out 37 with just four walks in 33.0 innings.

## Ryan Mullins years at Vanderbilt: 2003-05

USA National Team 2004 | Mullins was one of five pitchers who combined to throw the first no-hitter in USA Baseball recorded history (since 1984) as the USA National Baseball Team defeated Canada, 9-0, at Durham Bulls Athletic Park June 24, 2004. Mullins pitched 2.1 innings.

## David Price years at Vanderbilt: 2005-07

USA National Team 2005-06 | Price was the ace of the 2006 USA Baseball National Team's Gold Medal Winning squad. Finished 5-1 with a 0.20 ERA in eight starts with 61 strikeouts and only seven walks win 44.0 innings. Price was named a Summer All-American by Baseball America after a solid summer for Team USA in 2005. He went 2-0 with a 1.26 ERA in five games with 39 strikeouts and 13 walks in 28.2 innings.

# USA Baseball

## **Mark Prior years at Vanderbilt: 1999**

USA National Team 1999-00

## **Patrick Raby years at Vanderbilt: 2016-19**

USA National Team 2017 | Picked up three victories without allowing an earned run for the Red, White & Blue, including making the start in the opener of the 2017 tour. The sophomore tossed three innings of one-hit ball against Catawba Valley on June 22.

## **Bryan Reynolds years at Vanderbilt: 2014-16**

USA National Team 2014 | After a stellar freshman season at VU, Reynolds hit .426 with three doubles and seven runs scored in 18 games, starting 16. He held down first base and multiple outfield positions for Team USA while driving in 14 runs.

## **Dansby Swanson years at Vanderbilt: 2013-15**

USA National Team 2014 | Swanson manned second base for Team USA and was one of the leading hitters on the team with a .288 average in 18 games, 17 starts. He added five doubles and 14 runs while stealing three bases as the team's primary leadoff hitter. Tabbed the top position prospect on the team.

## **Casey Weathers years at Vanderbilt: 2006-07**

USA National Team 2006 | Weathers was a late addition to the squad after dominating in the Alaska Summer League where he was named closer of the year. He finished his USA stint with an appearance in the gold medal game against Chinese Taipei. He pitched a total of nine innings in seven games and notched 17 strikeouts.

## **Brooks Webb years at Vanderbilt: 2017-present**

USA National Team 2013-16 | As General Manager and Senior Director of Baseball Operations, Webb guided the red, white and blue to four medals internationally, winning gold in 2013 and 2015. He helped develop 13 players drafted in the top three rounds of the 2016-2018 MLB Draft, including back to back #1 overall picks (Mickey Moniak and Royce Lewis).

## **Kyle Wright years at Vanderbilt: 2015-present**

USA National Team 2016 | Wright pitched in five games, including two starts, during his summer on the team going 2-0 with a 2.20 ERA.



## 2014 National Champions

The Commodores claimed Vanderbilt's first-ever men's national title in 2014 by winning the College World Series. The Commodores notched the program's third 50-win season (51-21) and playing in a school record 72 games. Vanderbilt hosted an NCAA Regional and Super Regional for the third time in four years. The Dores clinched a second trip to the College World Series with a Super Regional victory over Stanford after securing the NCAA Nashville Regional against Oregon with a walk-off win.

### SEC Tournament (May 20-22)

Vanderbilt opened the SEC Tournament in unfamiliar territory having to play a single-elimination game against Tennessee on Tuesday morning. The Dores took an early 3-2 lead and turn the ball over to Carson Fulmer in the ninth with a one-run lead. Fulmer finds trouble immediately allowing a leadoff double to Nick Senzel and balking him over to third with no outs. The sophomore, however, finds a way out of the jam in an unbelievable way. Taylor Smart's one-hopper to Xavier Turner at third takes the VU third baseman directly into Senzel at third to tag the runner before he gets back to third for the first out. Fulmer then picks off Smart at first and strikes out Vincent Jackson to end the game. The next two games, however, do not bounce the Commodores way. LSU run rules the Dores 11-0 and Ole Miss eliminates Vandy 7-2 to send the Commodores home before the championship game for the first time since 2010.

### NCAA Nashville Regional (May 30-June 1)

The Commodores host NCAA Regionals for the third time in four years with Oregon, Clemson and Xavier coming to Nashville. The Dores open against Xavier on Friday night with Tyler Beede bringing his A-game. The right-hander strikes out a career-best 14 over eight scoreless innings to get the win in an 11-0 blowout. Xavier Turner drives in three runs and John Norwood adds three hits in the win. Carson Fulmer keeps the strong Vandy pitching rolling on Saturday in the Dores' 7-2 victory. Fulmer allows two runs on three hits as VU uses a five-run fifth to down Oregon and advance to the championship game. Bryan Reynolds impacts the victory with three hits, including an RBI-single in the fifth. Walker Buehler shows up in a big way Sunday night allowing two runs on six hits with eight strikeouts to push Vanderbilt's starting pitching totals for the Regional to an amazing 25 innings, four runs, five walks, 27 strikeouts and three wins. Buehler's heroics are slightly overshadowed by Ro Coleman. The freshman delivers in a big spot in the bottom of the ninth with a bases loaded single through the left side for a walk-off win to send Vandy back to the Super Regional.

### NCAA Nashville Super Regional (June 6-8)

The Commodores appear headed to Indiana for a Super Regional until Stanford stuns the Hoosiers with a walk-off home run to set up Vandy's third Super Regional at Hawkins Field in four years. Set with a rematch against the Cardinal, the Commodores get off to a fast start with 10 runs in the first three innings of the series opener. But the Cardinal storm back with six runs in the middle innings and have the tying run at the plate before the Vandy bullpen can put the game away in an 11-6 victory. With a trip to Omaha on the line on Saturday the Dores are the road team and struggle early against Stanford starter Cal Quantrill. The Stanford freshman stymies VU for seven innings before the Dores can get to the bullpen. Once in the pen, Vandy ties the game in the top of the ninth but leaves the go-ahead run at third base with the bases loaded. Wayne Taylor quickly forces a game three with a walk-off solo homer into the right-center field bleachers. Faced with an elimination game, the Commodores respond with five runs in the first inning on six hits and three stolen bases. The Cardinal bounce back to close within a run, however, and the game enters the seventh with the Dores up 6-5. Nine outs from Omaha the Commodores hammer the gas, scoring six runs over the final three innings to seal the deal and the program's second-ever trip to the College World Series. Four different Commodores record multi-hit games with Bryan Reynolds, Vince Conde and John Norwood combining to go 9-for-14 with six runs and five RBI. Hayden Stone strikes out eight over six innings to notch the win.

### College World Series (June 14-25)

Back in Omaha for the second time in school history, the Commodores draw rival Louisville in the opener. The Dores claim an early lead on a wild pitch to score John Norwood from third and Dansby Swanson comes up big with a two-out, two-run double to give Vandy an early three-run lead. VU tacks on runs in the fourth and seventh to hold off a Cardinals comeback and win the opening game of the CWS. Early offense again keys the Commodores in the second game against UC Irvine with two runs in the first inning. But the Anteaters counter with four runs in the second and take a 4-2 lead into the fifth. Swanson doubles to open the frame and sparks a three-run inning to put Vandy back in front. Walker Buehler entered in the bottom of the fourth and was magnificent. The sophomore pitched 5.1 no-hit innings with seven strikeouts to earn the win as the Dores come from behind to advance in the winner's bracket. After three days off, Vanderbilt returns to action against Texas on Friday afternoon. The Longhorns are ready and shutout the Dores 4-0 behind senior Nathan Thornhill's eight strong innings. Tyler Campbell comes off the bench to start at third base and goes 2-for-3 in the loss. Vandy's second elimination game of the postseason is pushed back to the night game when the Virginia-Ole Miss game is washed out on Friday night. The Commodores scratch out a run in the first and take a 2-0 lead in the third

before Texas ties it in the fourth. The two teams head to the 10th tied 3-3. Rhett Wiseman singles with two outs in the 10th in front of Ro Coleman, who walks, and Karl Ellison, who is hit by a pitch to load the bases for Campbell. The sophomore delivers by beating out an infield single to score Wiseman from third and send the Commodores to the championship series on a walk-off. Facing off against Virginia in the finals, the Cavaliers score two runs in the first inning of game one and look to be in total control heading into the third. UVa starter Nathan Kirby strikes out Chris Harvey for his seventh straight retired batter to open the game but loses all control after that. The sophomore issues a walk before Campbell doubles to put two on for Swanson. Kirby walks four of the next five batters before an error ends his day. In his second at-bat of the inning, Campbell delivers the big blow with a three-run double down the third baseline. Suddenly up 9-2 the Commodores have to hold on for a 9-8 win with Adam Ravenelle finishing it off in the ninth. Brandon Waddell holds the Dores down in the second game of the series, tossing a complete game in the Cavs' 7-2 win. Tyler Beede hangs tough to save the bullpen with 6.2 innings of work. Again the Commodores come out hot in the team's third and final elimination game. Vandy scores a run in the first thanks to Swanson, who singles and comes around to score. Pitching on short rest in his third start of the CWS, Carson Fulmer is sharp over the first five innings for Vandy and takes a 2-0 lead into the bottom of the sixth. The Cavaliers finally get to the right-hander to tie the game but Hayden Stone enters and gets a pair of strikeouts to end the inning. John Norwood comes up with one out in the eighth inning of a tie game and does the unthinkable, blasting a solo home run over the left field wall off UVa closer Nick Howard. The home run is the first for the Commodores in over a month and just the third by any team at the CWS. The Cavaliers open the bottom of the eighth with a single and walk to chase Stone and bring in Ravenelle. The junior responds by working out of a bases loaded jam in the eighth to preserve the lead. Ravenelle finishes off Vanderbilt's first national championship with a quick 1-2-3 ninth inning with a pair of strikeouts to end it. Following the game, Dansby Swanson is named the Most Outstanding Player of the College World Series. Joining him on the CWS All-Tournament team are John Norwood, Rhett Wiseman and Tyler Campbell.

## 2019 National Champions

Vanderbilt brought home the program's second national title behind a historic season. The Commodores set an SEC record for wins (59) and registered the most victories for a College World Series champion in three decades. Vanderbilt took home the SEC regular season and tournament titles en route to hosting throughout the postseason.

**May 22-26 – SEC Tournament** – Vanderbilt starter Mason Hickman continued his dominance and right fielder JJ Bleday made history with five hits as the top-seed Commodores run-ruled No. 8-seed Auburn 11-1 in eight innings in the opener. Bleday (5-for-5) became the ninth SEC player and first since 2003 to record five hits in an SEC Tournament game. The hit total marked a career high and was the most for a Commodore at the event. The Commodores stifled Mississippi State with runners on base and made the most of their three hits, advancing to the SEC Tournament semifinals while blanking the No. 2-seed Mississippi State, 1-0. The Dores mashed three home runs and scored in four different innings en route to a 13-4 victory against No. 5-seed LSU to advance to the title game. Vanderbilt's Philip Clarke lined a bases-loaded, game-winning single into center as the top-seed Commodores overcame an eight-run deficit and walked off seventh-seeded Ole Miss 11-10 to capture the SEC Tournament title. The eight-run deficit was the second-largest overcome in an SEC Tournament game and biggest comeback in 13 seasons.

**May 31-June 2 – NCAA Nashville Regional** – Vanderbilt scored six times in the first three innings and received a complete game from right-hander Drake Fellows as part of an 8-2 victory against fourth-seeded Ohio State. Fellows settled down after permitting one run in each of the first two frames. The right-hander fanned nine batters across as many innings including stranding the bases loaded in the fourth with a punchout. Fellows allowed just one runner to reach scoring position over his final five innings. For a second consecutive night, top-seed Vanderbilt received a strong start on the mound, this time from freshman Kumar Rocker as the Commodores downed Indiana State 8-5. Rocker retired nine consecutive and escaped jams when needed including stranding a pair on a three-pitch strikeout in the sixth. After putting the first two aboard in the seventh, Rocker struck out consecutive batters before reliever Hugh Fisher used one pitch to induce an inning-ending groundout. Vanderbilt smacked four home runs including two from senior Julian Infante en route to capturing the NCAA Nashville Regional with a 12-1 victory against Indiana State. Vanderbilt scored five times on four hits in the sixth with the biggest coming off the bat of Ty Duvall. The junior smoked the fourth pitch from new reliever Tyler Grauer into right for a grand slam while lifting the Commodores to a five-run advantage. The Commodores scored in four straight frames between the fourth and seventh while collecting 10 hits during the stretch.

**June 7-9 – NCAA Nashville Super Regional** – The Duke Blue Devils struck early and often while taking advantage of Vanderbilt mishaps en route to an 18-5 win in the opener of the NCAA Nashville Super Regional. Vanderbilt right-hander Kumar Rocker struck out 19 batters and tossed the Commodores' first individual no-hitter since 1971 as part of a 3-0 victory against Duke in the NCAA Nashville Super Regional. The no-hitter was the first by any player in NCAA Super Regional action. Rocker set a Vanderbilt postseason record for strikeouts, surpassing David Price's mark of 17 against Austin Peay in 2007. The Commodores scored in each of the first five innings, highlighted by two Austin Martin home runs and a three-run long ball from Pat DeMarco en route to a 13-2 win against Duke at the NCAA Nashville Super Regional to capture a berth in the College World Series. Seniors Stephen Scott and Julian Infante struck solo homers in the fourth and fifth respectively. The Commodores totaled five homers in a game for the second time this season, upping their single-season program record to 93. The result marked the first time Vanderbilt has come back to win a super regional after dropping the opening game. The Dores were previously 0-6 but staved off elimination with a complete-game no-hitter from Kumar Rocker on Saturday to set up Sunday's showdown.

**June 16-26 – College World Series** – Vanderbilt's Austin Martin crushed two homers — including a two-run shot in the seventh inning — to lift the second-seeded Commodores to a 3-1 win against seventh-seeded Louisville in their College World Series opener. Martin became the first Commodore to record a multi-home run game at the College World Series. His two-run blast in the seventh unlocked a one-all tie and followed a one-out double by Julian Infante. Martin deposited his first pitch into the left field bleachers to open the scoring. It marked the first lead-off home run for any player at the College World Series since June 17, 2015. The Jacksonville, Florida, native has four homers in his past two games. Vanderbilt senior Stephen Scott crushed two home runs and right-handed freshman Kumar Rocker was elusive as the Commodores moved to within one win of advancing to the College World Series finals with a 6-3 win against Mississippi State. The Commodores struck for five runs in the fifth highlighted by a two-out, three-run homer from Scott. Vanderbilt batted around in the frame and received an RBI-double from JJ Bleday, who notched his 26th multi-hit performance and sixth three-hit game of the season. Vanderbilt's ninth-inning heroics — including the eventual game-winning RBI-double from Pat DeMarco that capped a 3-2 comeback victory against Louisville — lifted the Commodores to their third College World Series finals appearance in six seasons. Ethan Paul clubbed a game-tying RBI-double into the right field corner in the ninth, scoring JJ Bleday (walk) from first and DeMarco chopped an RBI-double down the left field line to erase a one-run deficit and put the Commodores ahead one. Paul scooped a grounder and cut down Louisville's Trey Leonard at the plate to preserve a one-run lead in the seventh. The momentum was short lived, however, as an

errant Ty Duvall throw sailed into left, tying the game, and Lucas Dunn sent a single up the middle for a 2-1 advantage. Jimmy Kerr homered for the third time in the College World Series, and Michigan beat Vanderbilt 7-4 in Game 1 of the best-of-three finals at TD Ameritrade Park. Vanderbilt spotted Michigan a 4-0 lead. But it was 4-3 after JJ Bleday hit his nation-leading 27th homer on Henry's first pitch of the sixth. It marked Bleday's first long ball since May 25 against LSU at the SEC Tournament. The junior accounted for one of the Commodores seven hits. Kumar Rocker struck out 11 while pitching 6 1/3 innings of three-hit ball, and Vanderbilt got to Michigan's shaky bullpen in a 4-1 win in Game 2 of the College World Series finals. Rocker set the tone in another in a line of strong performances. Ten of the 6-foot-4, 255-pound freshman's first 11 pitches were strikes. Michigan failed to score in the opening inning for the first time in its five CWS games and five of the first six batters struck out. Philip Clarke's ninth homer, against Angelo Smith, made it 4-0. Vanderbilt (59-12) won its second title in its four CWS appearances, all since 2011. The other one came in 2014. Mason Hickman struck out 10 in six innings and limited the Wolverines (50-22) to one hit after he gave up three in a row to start the game. Vanderbilt became the sixth national champion from the SEC since 2009 and 12th overall, second only to the 18 won by the Pac-12 and its previous iterations. At No. 2, Vandy became the highest national seed to win it all since Miami in 2001. Hickman gave up three straight singles to start the game, leading to Michigan's first run. He retired nine of the next 10, striking out six, and got out of trouble when the Wolverines loaded the bases in the fourth. He retired the last six he faced before turning the game over to Eder. Pat DeMarco sent Karl Kauffmann's hanging slider 407 feet into the left-field bleachers — his seventh homer of the season and 100th for the Commodores — to tie it at 1 in the second.

# Letter Winners

Abbg, Jamie .....	1988-89	Childress, Taylor.....	2000-01	Ferguson, Tyler.....	2013-15	Higgins, Bob .....	1970
Abraham, Joey .....	2015-17	Christensen, Chris .....	1995-98	Fisher, Fred .....	1974	Hightower, Vegrin .....	1990-93
Adams, Bud.....	1986-87	Christiani, Nick .....	2006-09	Fisher, Hugh.....	2018-21	Hill, Taylor .....	2008-11
Adeeb, Josh .....	1996-98	Chmil, Steve.....	1980-81	Flaherty, Regan.....	2010	Hilliard, Alex .....	2008-09
Alcorta, Nick .....	1984	Clarke, Philip .....	2018-19	Flaherty, Ryan.....	2006-08	Hindy, Mark.....	1992-95
Alvarez, Pedro .....	2006-08	Clinard, Will .....	2010-12	Flower, George.....	1982-85	Hliboki, Sam.....	2020-active
Allen, Greg .....	1981, 1984	Cohen, Hal .....	1980	Flubacker, Kyle.....	1999-01	Hobbs, Ryan .....	1995-97
Ambrose, Mark .....	1984, 1985	Coleman, Ro .....	2014-17	Ford, Joe.....	1973	Hoerman, Tom .....	1983-84
Anderson, Bill .....	1975, 1976	Colley, Reed .....	1997-98	Franklin, AJ .....	2018-19	Hoffman, Jeff .....	1988
Anglea, Jim .....	1976	Collinge, Cory .....	1985	Freeman, Ashley.....	2000-01	Hogan, Matt .....	2019-21
Armstrong, Jack .....	2009-11	Collins, Greg .....	1971-73	Freer, Bryant.....	1987-90	Holt, Rick .....	1988-91
Bachman, Ryan .....	1994-96	Conde, Vince.....	2012-14	French, Brad .....	2005-08	Hovey, Lars .....	1984
Bailey, Shay .....	1997	Conger, Maddux .....	2016-18	Fridrich, Chip .....	1987-90	Howard, Matt.....	1980-83
Balch, Kyle .....	1985-88	Conn, Jimmy .....	1970-71	Fulmer, Carson.....	2013-15	Howard, Steve.....	1980
Barbao, Joe .....	1993-94	Cook, Zach .....	2000	Fulton, Bob .....	1985-86	Hubbard, Marlon .....	1980-83
Bates, Doug .....	1970, 1973	Cooper, Will .....	2012-14	Gagliano, Paul .....	1977-78	Huff, Chance.....	2019-20
Baxter, Mike.....	2004-05	Cora, Joey.....	1983-85	Gamble, Kevin .....	1998	Hughes, Zack .....	1995-96
Beal, Andy.....	1998-2000	Cotham, Caleb.....	2008-09	Ganick, Nick.....	1976-77	Infante, Julian .....	2016-19
Becker, Austin.....	2019	Coyne, Mike .....	1972-75	Garcia, Martin.....	1974-75	Jackson, Hardie.....	1984-85
Becker, Will.....	2003	Craighead, Todd.....	1986	Garrett, Miles .....	2021-active	Jackson, Joey .....	1985-87
Bedwell, Rob.....	2000-01	Cronk, Adam.....	2005-08	Garrison, David.....	1982	Jacobson, Brett.....	2006-08
Beede, Tyler.....	2012-14	Crowell, Cody .....	2005-07	Garvin, Grayson .....	2009-11	Jahnke, Don.....	1980-81
Bennett, Dean.....	2001-02	Curtin, Tom.....	1974	Garza, Aaron .....	2004-05	Jefcoat, Mark .....	1995
Berkwich, Nelson .....	2021-active	Cunningham, Jason .....	2007-08	Geshke, Kevin .....	1998-01	Jenkins, Jimmy .....	1979
Betourne, Cameron.....	2005-07	Daniels, David.....	1992-95	Giannola, Rick.....	1994-97	Jennings, Nelson.....	1977-80
Bierman, Sean .....	2008-09	Darling, Scott.....	1983-84	Gibbs, Jim .....	1981-84	Johns, Bryan.....	2010-11
Billings, Eric .....	2002	Daunic, Willy .....	1990-93	Gillis, Jackson.....	2017-19	Johnson, David.....	1998
Blackburn, Mike.....	1983	Davis, Cooper .....	2018-21	Giobbi, Andrew.....	2007-10	Johnson, Ryan.....	2015-16
Blaylock, Garrett .....	2018	Davis, Glenn.....	1995-97	Gleason, Peter .....	1985	Johnson, Will .....	2011-12
Bleday, JJ .....	2017-19	Davis, Ryan .....	2005-07	Gleason, Rich.....	1980-81	Johnston, Clinton .....	1996-98
Bledsoe, Hunter.....	1997, 1999	Davis, Ty .....	2005-07	Gobillot, Joe.....	2019	Joiner, David .....	1984-87
Blue, Adam .....	2000-01	Day, Chandler .....	2016-18	Godfrey, Ryan .....	2003	Jones, Alonzo .....	2016-18
Blumberg, Maury.....	1979, 1982	deAngelis, Larry .....	1979-80	Goldis, Eric .....	1993-94	Jones, Carlton .....	1991-92
Bode, Mark.....	1970-73	DeFrance, Charles .....	1980-82	Gomez, Anthony .....	2010-12	Jones, Elliott.....	1970
Bohannon, Brad .....	1994	DeMarco, Pat .....	2018-19	Gonzalez, Jayson.....	2018-19, 2021	Jones, Spencer .....	2020-active
Bond, Will.....	1989	de la Osa, Dom.....	2005-08	Goodenow, Richie .....	2008-10	Jones, Warner.....	2003-05
Borchert, Bill.....	1977	Del George, Greg.....	2005-06	Gooch, Mike .....	1970	Jordan, Todd .....	1995-96
Borland, Drew.....	1998-2000	Delay, Jason .....	2014-17	Govedarcia, Ted .....	1975-78	Justice, Matt .....	1990
Borowsky, Erez .....	1981-82	Diehl, Aaron .....	1999	Graf, Scott.....	1985-87	Kairit, Brant .....	1992-95
Boulanger, Greg .....	1986-87	Dill, Justin .....	1997-98	Graham, Jeff .....	1984-85	Kaiser, Connor.....	2016-18
Boutwell, Jeff.....	2003-04	Dison, Steve.....	1978-79	Gray, Sonny .....	2009-11	Kaiser, Erik .....	2018-20
Boyett, Chuck .....	1969-72	Ditto, Adam.....	1999	Green, Tyler .....	2015-16	Kata, Matt .....	1997-99
Bowden, Ben .....	2014-16	Donahoo, Duane .....	1970-73	Greene, Jimbo.....	1986	Kaye, John .....	2001-03
Bradfield Jr., Enrique.....	2021-active	Doolin, Michael .....	2020-active	Greene, Steve .....	1990-92	Keegan, Dominic.....	2019-active
Bradley, Gage.....	2021-active	Douillard, Jonathan .....	2001-04	Gregor, Conrad.....	2011-13	Keenan, Ryan .....	2020
Brecht, Tim .....	1983-84	Duke, Alvin .....	1996-99	Gregory, Wayne .....	1975-78	Kemp, Tony .....	2011-13
Brewer, Alex.....	2017	Duncan, Rick.....	1972-75	Griffin, Tom.....	1984-85	Kendall, Jeren .....	2015-17
Brewer, Russell.....	2008-10	Duvall, Ty .....	2017-20	Grisanti, Walker .....	2016-19	Kern, Greg.....	1980
Broadus, Chris.....	2001-02	Dyer, K.C. ....	2000-01	Groner, Tim .....	1985	Key, Lewis.....	1975-76
Brown, Aaron.....	2018	Dykes, Jimmy .....	1995-98	Haigler, Phillip.....	1995-96	Kilichowski, John .....	2014-16
Brown, Ryan .....	1995-96	Eder, Jake .....	2018-20	Hanks, Parker .....	2006-08	Kim, Gil.....	2003-05
Brown, Tyler .....	2018-20	Edwards, Jeff .....	1982-84	Hardin, Bill .....	1973-76	King, Bart .....	1989-90
Brown, Watson .....	1972	Elliott, Bump.....	1992-95	Harrell, Connor.....	2010-13	King, Zach.....	2017-19
Buehler, Walker .....	2013-15	Elliott, Jason.....	1992-95	Harris, Andrew.....	2010-13	Kittrell, Rickey .....	1976-78
Buher, Guy .....	1977-78	Elliott, Justin .....	2002	Harris, Brian.....	2007-10	Kleinschrodt, Bill.....	2004-05
Buice, Deron .....	1987	Elliott, Mark .....	1977-80	Harris, Robert .....	1976-79	Klippenstein, Kelly .....	1986
Bulger, Jack.....	2021-active	Ellison, Karl.....	2014-16	Harrison, Bob.....	1970	Klosterman, Ryan.....	2003-04
Burger, Steve .....	1972, 1974	Ellison, Mickey.....	1990-93	Harvey, Chris .....	2012-14	Kolinsky, Keenan.....	2011-13
Burns, Gary .....	1980-81	Espinal, Alan .....	2021-active	Harvie, Brad .....	1986-87	Kolwyck, Tate.....	2019-active
Buschmann, Matt .....	2003-06	Esposito, Jason .....	2009-11	Hastings, Brad .....	1996-97	Kropf, Andy .....	1997-00
Byrd, Mike.....	1997-99	Estep, Steve .....	1970-72	Hatcher, Ronald .....	2001	Kropf, Mickey.....	2003-04
Cabrera, Ulises .....	2000-01	Evans, Donye.....	2021-active	Hawkins, Carter .....	2003-07	Kruchten, Mark.....	1987-91
Cafaro, Rocco .....	1992	Everett, Donny.....	2016	Hayes, Drew.....	2008-10	Lamm, Mark.....	2008-11
Callahan, Jeff.....	1988-89	Fair, Doug.....	1982-83	Hayes, Sterling.....	2019-20	Lane, Steve .....	1975-78
Campbell, Tyler .....	2013-16	Fann, Drew.....	2009-12	Hazen, Cam.....	1985-88	LaNeve, Troy .....	2020-active
Carrier, Derek .....	1976	Faulkner, Steven .....	2001-02	Heins, Jim .....	1986-89	Lanius, Roby .....	1977
Carroll, Adams.....	1970-71	Farese, Jason .....	1994-97	Hench, Bill.....	1977-80	Larkin, Ronnie .....	1983
Casali, Curt .....	2008-11	Farley, Brian.....	1982	Hendrickson, Robert .....	1972-73	Latimer, Bob.....	1973-76
Casas, Gavin.....	2021-active	Fausett, Aaron .....	1999	Hernandez, Brian .....	2005-06	Lawson, Donald.....	1981-1982, 1984
Castellano, Connor.....	2012	Feinberg, Alex .....	2005-08	Hewett, Calvin .....	2021-active	Lee, Josh .....	2011
Chandler, Steve .....	1974-77	Fellows, Drake .....	2017-19	Hibbett, Jim.....	1974	Leiter, Jack.....	2020-21
Chari, Tristan .....	2015-16	Fentress, Kiambu .....	2017-19	Hickman, Mason.....	2018-20	Leonard, Ernie.....	1973-76

# Letter Winners

Lewis, Jensen .....	2003-05	Nenad, David .....	1980-81	Rutledge, Brooks.....	2000-01	Thompson, Alex.....	1970
Lewis, Ryan .....	1997	Newell, Scott .....	1989-92	Sabino, Liam.....	2015-16	Tinsley, Steve .....	1972-75
Liddle, Steven.....	2008-09	Nicolas, Cesar .....	2001-04	Sadecki, Steve .....	1989-91	Toffey, Will .....	2015-17
Lind, Sam.....	2011	Nicolich, Bob .....	1983-84	Sahagian, Bill .....	1976-78	Trenning, Jeff .....	1983-85
Lipscomb, Brant.....	1972-73	Nielsen, Bart .....	1991-94	Sandborn, Michael .....	2017-active	Turnbull, John.....	1988-91
Lipton, Kurt.....	2006-07	Noland, Parker.....	2020-active	Sanderson, Scott.....	1976-77	Turner, Tim .....	1981-82
Little, Christian .....	2021-active	Nonemaker, Karl .....	1999-2002	Sands, Craig.....	1994-95	Turner, Xavier .....	2013-14
Little, Jeff.....	1999-02	Norwood, John.....	2012-14	Schabes, Bob .....	1986-89	Tuizer, David.....	1997
Loftus, Joe .....	2009-11	Nuismer, Jack.....	1976-79	Schaller, Reid .....	2018	Tyler, Steve .....	1975
Logan, Scott.....	1988-90	Nurkka, Hal .....	1983-84	Schifman, Jim.....	1987-90	Valente, Lou.....	1992-93
Love, Jeff.....	1970-71	O'Dowd, Jack .....	2021	Schley, Steve .....	1979	Vanderhoff, Scott .....	1999-2002
Luellwitz, Sean .....	1999-02	Olvey, Bill.....	1981-83	Schoell, Nathan .....	1993	Vaughn, Matt .....	2000-01
Luna, D.J. ....	2012-13	Ortiz, Gabe .....	2009	Schulte, Vance.....	1986-87	Vaz, Javier .....	2021-active
Lupo, Jack .....	2011-13	Ortiz, Ray .....	1995-96	Schultz, Thomas.....	2020-active	Velez, Jeff.....	1993-94
Luten, Sam.....	1978-79	Ott, Mike .....	1981	Schwartz, Steven.....	2008	VerHagen, Drew.....	2012
Macias, David.....	2005-08	Owen, Blake.....	2003-04	Scoggins, Bob .....	1986-87	Wagner, Michael .....	2004-05
Madison, Scotti.....	1977-80	Owen, Hunter.....	2021-active	Scott, John .....	2002-03	Wallace, David .....	1999-2001
Malcom, John .....	2019	Palmore, Wayne .....	1972-74	Scott, Stephen.....	2016-19	Wallace, Nick .....	2000
Maldonado, Nick.....	2020-active	Parke, John.....	1985-86	Scott, Worth.....	2001-04	Wallace, Sam .....	1970-72
Malloy, Justyn-Henry.....	2019-20	Parker, Carl .....	1986	Selman, Sam.....	2010-12	Wasilewski, Tom.....	1982-84
Malmo, Dede.....	1986-88	Parker, Drake.....	2015	Seretti, Giovanni.....	2003	Weathers, Casey .....	2006
Manley, Dickey.....	1974	Patton, Benton .....	1985	Seybt, Paul .....	1995-98	Weatherspoon, Kenny.....	1986
Manning, Joey .....	2008-09	Paul, Ethan .....	2016-19	Shao, Stephen .....	2004	Wells, Greg.....	1979-81
Mansolino, Tony .....	2002-05	Paul, Josh .....	1994-96	Shapiro, Scott.....	2002	Welp, David .....	1995-96
Manson, Marvin .....	1974-77	Pauly, William .....	2003	Shearer, Doug.....	1986	Wessel, Doug .....	1970-73
Manton, Jason .....	1992	Pecoraro, T.J. ....	2011-14	Sheffield, Jordan.....	2015-16	West, Rick .....	1994-95
Marquis, Matt.....	2009	Peebles, Jeff .....	1970-73	Shiple, Ted.....	1972-74	Westlake, Aaron.....	2008-11
Martin, Austin .....	2018-20	Pendley, Tom.....	1992-93	Shiverick, Bill .....	1983-86	Whatley, Gabe .....	1992-93
Martin, Jeff.....	1990-92	Pfeifer, Philip .....	2012-13, 2015	Shoemaker, Brad.....	1989-90	Whipple, Boomer.....	1992-95
Mascolo, Mark.....	1983	Pike, Mike .....	1977-80	Sholl, Kenny.....	1976-77	White, DeWayne .....	1979
Maultsby, Chris.....	1999-2002	Pilkington, Nick .....	2003-04	Simpson, Zach.....	2002-04	White, Ed.....	1971-73
Maziarka, Mike.....	1986-87	Pittaro, CJ .....	2021	Sims, Tommy.....	1983	White, Jonathan .....	2006-09
McCarty, Aubrey .....	2015	Placenti, Ron .....	1974-75	Skaggs, Mike .....	1987-90	Whitt, Cody .....	1978-79
McCarthy, Mike.....	1979-81	Popovich, Brian .....	1988	Skibitsky, Jeff .....	1998	Wiel, Zander.....	2013-15
McClure, Alex .....	2009	Powell, Tommy.....	1970-73	Skillman, Kyle.....	1998	Wierciszewski, Mark .....	1990-91
McClure, Michael.....	2002	Prather, Stephen .....	1998-2000	Skinner, Chris.....	1981-85	Wiles, Ed.....	1974-77
McCullough, Clayton .....	1999	Price, David.....	2005-07	Skinner, David .....	1980-82	Williams, Corey.....	2010-11
McDonnough, Matt.....	1993-94	Prince, Justin .....	1999	Smith, Archie .....	1985-87	Williams, Gerald .....	1982
McElvain, Chris.....	2020-active	Prince, Travis .....	1996-98	Smith, Ethan .....	2019-21	Williams, Jerry .....	1977-81
McGarry, Matt .....	2016-17	Prior, Mark .....	1999	Smith, Greg.....	1985-88	Willis, Justin.....	2018
McGill, Ronnie.....	1990-93	Prothro, John .....	2000-02	Smith, Jay.....	2000-02	Willis, Mike .....	1969-72
McGraner, Matt.....	2003-04	Purdy, Alan .....	1990-93	Smith, JoJo.....	1989-91	Wills, Angier .....	1979
McKeithan, Joel.....	2011-13	Puskarich, Darren .....	1983	Smith, Kyle.....	2013-16	Wilson, Justin .....	2018
McKenzie, T.J. ....	2020-active	Raby, Patrick .....	2016-19	Smith, Robert .....	1986-88	Wilson, Nevin .....	2012-13
McLean, John .....	1970-73	Ralston, Barry .....	1980-81	Smith, Scott.....	1995-96	Wilson, Steve .....	1971-72, 1974
McLochlin, Mike.....	1988-90	Ramsey, George.....	1964	Smith, Tim .....	1987-88	Winchester, Bill.....	1970-72
McPherson, Scott .....	1978	Ransom, Robert.....	2001-03	Snider, Collin .....	2015-17	Wiseman, Rhett .....	2013-15
Meadows, Tydus.....	1996-98	Ravenelle, Adam.....	2012-14	Snow, Bert .....	1996-98	Wittenbraker, Tom .....	1970-71
Meingasner, Matt.....	2006	Ray, Harrison .....	2017-20	Solomon, Tyler .....	2018	Wix, Stephen.....	1993-96
Menees, Gene .....	1974-75	Reasonover, Jerry .....	1971-72	Sowers, Jeremy .....	2002-04	Woods, David.....	1997-98
Miller, Brian .....	2012-14	Redovian, Jim .....	1987-88	Spagnuolo, Brendan .....	2015	Woodward, Terry.....	1975-76
Miller, Jared .....	2012-14	Reese, Brad.....	1989-93	St. Luce, Kellen .....	2008	Wormsley, Jordan .....	2008-10
Minor, Mike .....	2007-09	Reese, Charlie.....	1981-84	Stamps, Joe.....	1979-81	Woyce, Abbie .....	1982-85
Monroe, Mark.....	1990	Reid, Chase .....	2008-10	Stavnes, Paul .....	1996	Wright, Kyle .....	2015-17
Montgomery, Ryan.....	1994-95	Reilly, Patrick .....	2021-active	Steele, Evan.....	2016	Wright, Mike.....	1976-78
Moore, Grayson .....	2021-active	Reynolds, Bryan .....	2014-16	Stefiuk, Ryan.....	2021	Yanella, John.....	1980-81
Moore, Mike .....	1975	Reynolds, Riley .....	2009-12	Stempel, Paul .....	2001-02	Yarbrough, Kent .....	1982-83
Moore, Navery .....	2009-11	Rhoden, Tyler .....	2004, 2006-07	Stone, Hayden.....	2014-16	Yastrzemski, Mike.....	2010-13
Moore, Tom .....	1973	Rhodes, Ricky .....	1971-75	Stone, Ken .....	1970	Yee, Damon.....	1997-2000
Morrissey, Dan .....	1981	Rice, Steven .....	2011-14	Stoner, Jim .....	1978	Young, Andy.....	1984
Morrissey, Mike.....	1989-92	Richardson, Antoan.....	2004-05	Stover, Bob .....	1970-71	Young, Carter .....	2020-active
Morrow, Joe.....	1989-91	Robin, Shea.....	2005-08	Stover, Paxon .....	2017-18	Young, Mark.....	1979
Morrow, Nick .....	1991-94	Robbins, Jason.....	1992-95	Stricker, Dan .....	1999	Young, Steve.....	1989
Moviel, Greg.....	2004-06	Roberts, John .....	1986	Stubbs, Cam .....	1981-82	Zdanowicz, Tom.....	1988
Moynihan, Matt.....	1993-95	Robertson, Cliff.....	1975-76	Sues, Jeff.....	2002-05	Zeid, Josh .....	2006
Muckerheide, Todd .....	1987-90	Robertson, Jerry.....	1975-77	Sullivan, Charlie .....	1991	Zeller, Matt.....	2002-05
Mullins, Ryan .....	2003-05	Rocker, Kumar.....	2019-21	Swanson, Dansby .....	2013-15	Ziomek, Kevin.....	2011-13
Mundy, Joey .....	2015	Rodriguez, C.J.....	2020-21	Taylor, Bruce .....	1984-85	Zgonc, Kevin.....	1991-92
Murfee, Penn .....	2015-17	Rogers, Nolan .....	2014-16	Taylor, Rucker .....	2003-06		
Murphy, Luke.....	2020-21	Romero Jr., Maxwell.....	2020-21	Terry, Kyle.....	1976		
Murray, Mark.....	1993-94	Rote, Ryan.....	2004-05	Thomas, Greg .....	1991-93		
Navin, Spencer .....	2011-13	Ruppenthal, Matt .....	2015-17	Thomas, Isaiah.....	2019-21		