

VandyBoys™



# VANDERBILT®

## 2022 BASEBALL GAME NOTES



Vanderbilt Athletic Communications • 2601 Jess Neely Dr. Nashville, TN 37212  
Baseball Contact: Josh Foster • Cell: 205.213.5091 • Email: joshua.foster@vanderbilt.edu  
VUCommodores.com • Twitter: @VandyBoys

### 2022 SCHEDULE/RESULTS

OVERALL: 35-16 | SEC: 14-13 | H: 21-9 | A: 12-7 | N: 2-0

FEBRUARY		All Times CT
18	#7 Oklahoma State	W, 3-0 Nashville, Tenn.
19	#7 Oklahoma State	L, 4-3 Nashville, Tenn.
20	#7 Oklahoma State	L, 7-5 Nashville, Tenn.
22	North Alabama	Postponed Nashville, Tenn.
23	Evansville	W, 9-0 (6 inn.) Nashville, Tenn.
25	Army	W, 7-2 Nashville, Tenn.
26	Army	W, 10-7 Nashville, Tenn.
27	Army	W, 6-0 Nashville, Tenn.

MARCH		
1	Central Arkansas	W, 5-2 Nashville, Tenn.
4	at Hawaii	W, 9-2 Honolulu, Hawaii
5	at Hawaii (DH)	W, 12-1 Honolulu, Hawaii
5	at Hawaii (DH)	W, 13-1 (7 inn.) Honolulu, Hawaii
6	at Hawaii	W, 2-1 Honolulu, Hawaii
11	Wagner (DH)	W, 12-7 Nashville, Tenn.
11	Wagner (DH)	W, 13-0 Nashville, Tenn.
13	Wagner	W, 15-5 Nashville, Tenn.
15	Michigan	W, 5-4 Nashville, Tenn.
18	Missouri*	W, 15-2 Nashville, Tenn.
19	Missouri*	W, 6-0 Nashville, Tenn.
20	Missouri	W, 7-4 Nashville, Tenn.
22	vs. Belmont*	W, 13-4 Nashville, Tenn.
25	at South Carolina*	W, 10-0 Columbia, S.C.
26	at South Carolina	L, 8-2 Columbia, S.C.
27	at South Carolina	L, 8-6 Columbia, S.C.
29	vs. Lipscomb*	W, 7-1 Nashville, Tenn.

APRIL		
1	#1 Tennessee*	L, 6-2 Nashville, Tenn.
2	#1 Tennessee*	L, 5-2 Nashville, Tenn.
3	#1 Tennessee*	L, 5-0 Nashville, Tenn.
5	Austin Peay	W, 12-2 Nashville, Tenn.
8	at Auburn*	L, 5-1 Auburn, Ala.
9	at Auburn*	W, 19-4 Auburn, Ala.
10	at Auburn*	L, 8-2 Auburn, Ala.
12	Western Kentucky	W, 7-4 Nashville, Tenn.
15	#23 Florida*	W, 5-4 Nashville, Tenn.
16	#23 Florida*	W, 8-6 Nashville, Tenn.
17	#23 Florida*	L, 4-3 (10 inn.) Nashville, Tenn.
19	Tennessee Tech	W, 7-0 Nashville, Tenn.
22	at Kentucky*	W, 10-0 Lexington, Ky.
23	at Kentucky*	L, 3-2 Lexington, Ky.
24	at Kentucky*	W, 5-3 Lexington, Ky.
28	#21 Texas A&M*	L, 5-1 Nashville, Tenn.
29	#21 Texas A&M*	W, 11-1 Nashville, Tenn.
30	#21 Texas A&M*	L, 12-4 Nashville, Tenn.

MAY		
3	#10 Louisville	L, 1-0 Nashville, Tenn.
6	at #22 Georgia*	W, 11-9 Athens, Ga.
7	at #22 Georgia*	L, 13-7 Athens, Ga.
8	at #22 Georgia*	W, 4-0 Athens, Ga.
10	Indiana State	W, 8-7 (11 inn.) Nashville, Tenn.
13	at #4 Arkansas*	W, 9-6 (10 inn.) Fayetteville, Ark.
14	at #4 Arkansas*	L, 11-6 Fayetteville, Ark.
15	at #4 Arkansas*	W, 7-0 (7 inn.) Fayetteville, Ark.
17	Middle Tennessee State	W, 7-2 Nashville, Tenn.
19	LSU*	7 p.m. Nashville, Tenn.
20	LSU*	6 p.m. Nashville, Tenn.
21	LSU*	1 p.m. Nashville, Tenn.
24-29	SEC Tournament*	TBA Hoover, Ala.

JUNE		
3-6	NCAA Regionals	TBA TBD
10-12	NCAA Super Regionals	TBA TBD
18-25	College World Series	TBA Omaha, Neb.

\* Southeastern Conference game

^ First Horizon Park

% Hoover Met Stadium

+ NCAA College World Series (Omaha, Neb.)

GAMES 52-54



#### NO. 21 VANDERBILT COMMODORES (35-16, 14-13 SEC) vs. LSU (34-18, 14-13 SEC)

May 19-21, 2022 • Nashville, Tenn. • Hawkins Field (3,802)

##### VANDERBILT

Record: 35-16 Overall, 14-13 SEC

Home / Away / Neutral: 21-9 / 12-7 / 2-0

Rankings: D1: 21 | NCBWA: 16 | Coaches: 19

BA: 21 | CB: 11 | PG: --

Head Coach: Tim Corbin

Career Record: 943-531-1 (25th)

Record at Vanderbilt: 837-393-1 (20th)



##### LSU

Record: 34-18 Overall, 14-13 SEC

Home / Away / Neutral: 26-9 / 7-7 / 1-2

Rankings: D1: -- | NCBWA: 21 | Coaches: 24

BA: 5 | CB: -- | PG: 20

Head Coach: Jay Johnson

Career Record: 351-190 (10th)

Record at LSU: 34-18 (1st)

**TRENDING:** Vanderbilt is set to conclude the regular season this weekend as the team welcomes LSU to Hawkins Field for Senior Weekend.

- The Commodores have won five of their last six games and look to carry momentum into this weekend's series. After taking the series finale at Georgia, the Dore has won both midweek matchups against Indiana State and Middle Tennessee, while also taking two of three at No. 4 Arkansas last weekend.
- Vanderbilt earned a 7-2 win over Middle Tennessee on Tuesday in its final midweek matchup of the season. Vandy ended the season with a 10-1 record across midweek contests.
- Vandy has won four of its last five SEC series, including its last three series. The Commodores have won series against Florida, Kentucky, Georgia and Arkansas across the span.

**THREAT ON THE BASES:** The running game has been one of the strengths of the Vanderbilt offense this season.

- The Commodores rank first in the SEC in stolen bases with 83 on the year.
- Vanderbilt is 83-of-92 on stolen base attempts, as the team has only been caught stealing nine times.
- Sophomore **Enrique Bradfield Jr.** leads the conference in stolen bases and is a perfect 41-of-41 on his attempts this year.
- Bradfield and **Spencer Jones** have both stolen home this season. Bradfield swiped home against Indiana State as the tying run in the ninth, while Jones stole home against Middle Tennessee on Tuesday.

**LEADOFF PRODUCTION:** The Commodores have had significant success in games where leadoff man **Enrique Bradfield Jr.** scores a run.

- In SEC play, the Vanderbilt offense is averaging 7.4 runs (20 games) in games when Bradfield scores at least one run, while averaging 2.3 runs (seven games) in the contests he does not score.
- Nine of Vanderbilt's 13 losses in conference action have come when the offense scores three runs or less.
- The Commodores own a 14-6 record in SEC play when Bradfield scores, and are 0-7 in conference action when the sophomore outfielder does not score.
- Bradfield has scored at least one run in 10 consecutive SEC games for Vanderbilt.

**SERIES HISTORY:** Thursday's series opener will mark the 105th time that Vanderbilt and LSU have met in the all-time history between the two programs.

- The Commodores trail in the all-time series, with a 46-58 record against the Tigers.

**DEFENSIVE DORES:** The Vanderbilt defense has been strong this season, specifically across SEC play.

- The Commodores rank first in the league in fielding percentage across conference action, fielding at a mark of .982.
- Vandy has committed 17 errors in 942 chances in conference action entering the weekend.

**THE KOMMODORES:** The Vanderbilt pitching staff has totaled 536 strikeouts on the season, averaging 10.7 strikeouts per nine innings.

- The Commodores rank 10th in the nation in strikeouts per nine, while placing fourth in the SEC.
- The duo of **Carter Holton** and **Chris McElvain** are both ranked in the top 10 of the SEC in strikeouts. Holton is tied for second with 86 and McElvain is tied for fifth with 82.

**EVERYDAY SPENCE:** Junior **Spencer Jones** has turned into an everyday player for Vanderbilt in his third season, starting 50 of the team's 51 games.

- Jones started only 24 of Vanderbilt's 67 games last season, with all of his starts coming at designated hitter.
- Jones has surpassed his previous career totals entering the season.
- Season(s)** GP-GS AB R H HR RBI  
2020-21 48-32 129 24 33 3 13  
2022 50-50 186 49 68 7 43
- Jones ranks sixth in the conference in batting average with a mark of .366, while placing tying for first in doubles with 18, entering the weekend.

**SIX-HIT SPENCE:** Junior **Spencer Jones** turned in a perfect 6-for-6 outing in the midweek matchup with Indiana State.

- The performance tied the Vanderbilt single-game record for hits in a game, which was set by Ralph Greenbaum vs. Middle Tennessee on April 15, 1957.

**FROM MIDWEEK TO THE WEEKEND:** Freshman left-hander **Devin Futrell** has anchored the midweek starting spot for the Vanderbilt pitching staff, before recently transitioning to a weekend role.

- Futrell owns an 8-1 record on the campaign. His eight wins tie him for 16th in the nation entering the weekend, while tying for second in the SEC.
- He owns a team-best WHIP of 0.86, which places him 11th in the country and third in the conference.
- Futrell's 7.38 strikeout-to-walk ratio places him third in the SEC and 18th in the nation.
- The rookie southpaw notched a complete game against Lipscomb on March 29, allowing just one earned run.
- Futrell made his first SEC start of the year last weekend in the series opener at Arkansas.

**SHUTOUT SEASON:** The Vanderbilt pitching staff has recorded 10 shutouts this season, a total that leads the nation.

- The Commodores shutout Oklahoma State on Opening Day, and have also shut out Evansville, Army, Wagner, Missouri, South Carolina, Tennessee Tech, Kentucky, Georgia and Arkansas.
- Vanderbilt has already surpassed its shutout total of eight from last season, which ranked first in the SEC and tied for third in the country.
- Freshman Carter Holton threw a seven-inning complete game shutout in the series finale at Arkansas.

**STATISTICALLY SPEAKING:** The Commodores rank among tops in the nation and the SEC in multiple statistical categories.

Stat	National Rank	SEC Rank	Value
ERA	4th	2nd	3.39
Hits Allowed/9 inn.	3rd	2nd	6.78
Shutouts	1st	1st	10
Stolen Bases	33rd	1st	83
Strikeouts/9 inn.	10th	4th	10.7
WHIP	4th	2nd	1.16

**YEAR 20 FOR NO. 4:** Vanderbilt skipper **Tim Corbin** is in his 20th season at the helm of the Commodore baseball program.

- Corbin's record of 837-393-1 (.680) is first all-time in wins at Vanderbilt and first in winning percentage for coaches with 100 games or more.
- Corbin ranks second among active all-time winningest SEC baseball coaches in SEC games with a record of 320-229-1 entering the weekend.

**WINNING WAYS:** Vanderbilt had won 18 games in a row prior to its two setbacks in the final two games of the series at South Carolina.

- The 18-game winning streak marked the second-longest in program history, finishing one game shy of the team's 19-game streak during the 2007 season.
- Vandy outscored its opponents by a margin of 169-51 across the 18-game stretch.
- The Commodores have had four winning streaks of 12 games or more since 2013.

Season	Streak	Start-End
2007	19	Feb. 9-March 16
2022	18	Feb. 23-March 24
2013	14	April 20-May 16
2019	13	April 16-May 10
2019	12	May 12-June 2

**CO-NO IN THE COMMONWEALTH:** In a dominating performance, the Vanderbilt pitching staff combined to throw a no-hitter in the series opener at Kentucky.

- The duo of **Chris McElvain** and **Christian Little** combined to hold the Wildcats hitless. McElvain worked the first 7.0 innings, while Little covered the final 2.0 frames.
- The no-hitter served as the program's first combined no-hitter since four different pitchers completed the feat (Jensen Lewis, Nick Pilkington, John Scott and Matt Buschmann) at Western Kentucky on May 6, 2003.
- With the performance, the Vanderbilt pitching staff has now tossed a no-hitter in three of the last four seasons.

Pitcher	Opponent (Date)
Kumar Rocker	vs. Duke (June 8, 2019)
Jack Leiter	vs. South Carolina (March 20, 2021)
C. McElvain, C. Little	at Kentucky (April 22, 2022)

**WHAT'S NEXT:** Following the series with LSU, Vanderbilt will head to Hoover, Alabama, for the 2022 SEC Baseball Tournament, which will get underway on Tuesday morning.

## VANDERBILT RECORD WHEN ...

	2022
SEC Standing	T-5th
SEC East Standing	2nd
Home/Road/Neutral	21-9/12-7/2-0
Day/Night	19-9/16-7
vs. RH/LH starters	28-12/7-4
Leading after 6 innings	29-1
Tied after 6 innings	2-0
Trailing after 6 innings	3-15
Leading after 7 innings	28-0
Tied after 7 innings	2-0
Trailing after 7 innings	3-15
Leading after 8 innings	28-0
Tied after 8 innings	2-1
Trailing after 8 innings	2-15
Vanderbilt scores first	26-3
Opponents score first	9-13
Shutouts	10-2
Scoring less than 3 runs	1-9
Scoring 3 to 5 runs	7-4
Scoring 6 or more runs	27-3
Vanderbilt hits HR/hit 0 HR	28-8/7-8
1-run/2-run games	4-4/3-2
Walk-offs	3-0
Extra innings (home/road/neutral)	1-1/1-0/0-0
Series openers/finales	10-3/7-6
Series W-L (home)	4-3
Series W-L (road)	4-2
Series W-L (neutral)	0-0
Series W-L (total)	8-5
Three-game sweeps (home/road)	3-1/1-0
Come-from-behind-wins	11

## UPCOMING CAREER MILESTONES

Enrique Bradfield Jr.	150 Hits (148)
Enrique Bradfield Jr.	100 Stolen Bases (88)
Dominic Keegan	175 Hits (166)
Chris McElvain	150 Strikeouts (147)
Parker Noland	125 Hits (105)
Patrick Reilly	150 Strikeouts (114)
Carter Young	150 Hits (114)

## 2022 TEAM LEADERS

Batting	
Hits	Dominic Keegan (73)
Doubles	Spencer Jones (18)
Triples	Enrique Bradfield Jr. (5)
HR	Dominic Keegan (12)
RBIs	Dominic Keegan (57)
Runs	Enrique Bradfield Jr. (58)
SB	Enrique Bradfield Jr. (41)
BB	Enrique Bradfield Jr. (33)
AVG	Dominic Keegan (.384)
OBP	Dominic Keegan (.460)
SLG	Dominic Keegan (.679)

Pitching	
ERA (reliever)	Jack Anderson (0.00)
ERA (starter)	Devin Futrell (2.52)
Wins	Devin Futrell (8)
Saves	Thomas Schultz (7)
Appearances	Thomas Schultz (20)
Starts	Carter Holton/Chris McElvain (13)
Innings (reliever)	Patrick Reilly (44.0)
Innings (starter)	Chris McElvain (68.2)
Strikeouts (reliever)	Patrick Reilly (61)
Strikeouts (starter)	Carter Holton (86)

## VANDERBILT IN THE NATIONAL RANKINGS

DATE	BA	NCBWA	CB	USA	D1	PG
Preseason	2	2	2	2	3	1
Feb. 21	7	9	4	2	5	5
Feb. 28	7	6	4	5	5	5
March 7	7	3	2	2	4	2
March 14	6	1	1	3	4	2
March 21	5	1	1	1	4	2
March 28	11	5	3	5	9	7
April 4	19	10	6	12	16	11
April 11	--	17	11	17	--	24
April 18	--	20	5	19	--	19
April 25	--	22	6	22	--	18
May 2	--	26	14	23	--	--
May 9	25	24	16	21	24	--
May 16	21	16	11	19	21	--
May 23	--	--	--	--	--	--
May 30	--	--	--	--	--	--
June 6	--	--	--	--	--	--
June 15	--	--	--	--	--	--
FINAL						

\*For consistency, Vanderbilt uses the D1Baseball.com (D1) poll as its primary ranking.

## PROBABLE PITCHING MATCHUP

DATE	OPPONENT	VANDERBILT STARTER	OPPOSING STARTER
May 19	LSU	LHP Devin Futrell (8-1, 2.52 ERA)	RHP Ma'Khail Hilliard (5-1, 4.35 ERA)
May 20	LSU	RHP Christian Little (1-1, 2.96 ERA)	TBD
May 21	LSU	RHP Chris McElvain (5-4, 3.93 ERA)	TBD

## SEASON HIGHS AND LOWS

### TEAM BATTING

Most runs, game \_\_\_\_\_ 19, at Auburn (4/09/22)  
 Most runs, inning \_\_\_\_\_ 10, 5th Inn., vs. Belmont (3/22/22)  
 Most hits, game \_\_\_\_\_ 23, at Auburn (4/09/22)  
 Most hits, inning \_\_\_\_\_ 8, 4th Inn., at Auburn (4/09/22)  
 Fewest hits, game \_\_\_\_\_ 2, 2x, last at Auburn (4/08/22)  
 Most doubles, game \_\_\_\_\_ 10, at Auburn (4/09/22)  
 Most triples, game \_\_\_\_\_ 2, vs. Texas A&M (4/29/22)  
 Most home runs, game \_\_\_\_\_ 4, 2x, last at Auburn (4/09/22)  
 Most home runs, inning \_\_\_\_\_ 2, 6x, last 9th inn., at Georgia (5/7/22)  
 Most extra-base hits \_\_\_\_\_ 14, at Auburn (4/09/22)  
 Most stolen bases, game \_\_\_\_\_ 5, 3x, last at Arkansas (5/15/22)  
 Most walks, game \_\_\_\_\_ 12, at Kentucky (4/22/22)  
 Most strikeouts, game \_\_\_\_\_ 15, at Auburn (4/08/22)  
 Most hit by pitch, game \_\_\_\_\_ 6, vs. Tennessee Tech (4/19/22)  
 Most left on base \_\_\_\_\_ 14, at Kentucky (4/22/22)

### INDIVIDUAL PITCHING

Most innings pitched, starter \_\_\_\_\_ 9.0, Devin Futrell vs. Lipscomb (3/29/22)  
 Fewest innings pitched, starter \_\_\_\_\_ 1.1, Carter Holton at South Carolina (3/25/22)  
 Most innings pitched, reliever \_\_\_\_\_ 5.2, Patrick Reilly at South Carolina (3/25/22)  
 Most strikeouts, starter \_\_\_\_\_ 13, 2x, last Carter Holton vs. Wagner (3/11/22)  
 Most strikeouts, reliever \_\_\_\_\_ 14, Patrick Reilly at South Carolina (3/25/22)  
 Most walks allowed \_\_\_\_\_ 5, 2x, last Chris McElvain at Arkansas (5/14/22)  
 Most runs allowed \_\_\_\_\_ 7, 2x, last Bryce Cunningham vs. Texas A&M (4/30/22)  
 Most earned runs allowed \_\_\_\_\_ 7, 2x, last Bryce Cunningham vs. Texas A&M (4/30/22)  
 Most hits allowed \_\_\_\_\_ 7, 4x, last Bryce Cunningham vs. Florida (4/17/22)  
 Fewest hits allowed, CG \_\_\_\_\_ 2, 2x, last Carter Holton at Arkansas (5/15/22)  
 Most home runs allowed \_\_\_\_\_ 3, Carter Holton vs. Florida (4/16/22)  
 Most pitches thrown \_\_\_\_\_ 113, Carter Holton at Arkansas (5/15/22)

### INDIVIDUAL BATTING

Most hits \_\_\_\_\_ 6, Spencer Jones vs. Indiana State (5/10/22)  
 Most runs \_\_\_\_\_ 4, 2x, last Enrique Bradfield Jr. at Georgia (5/6/22)  
 Most doubles \_\_\_\_\_ 3, Dominic Keegan at Auburn (4/09/22)  
 Most triples \_\_\_\_\_ 1, 14x, last Spencer Jones vs. MTSU (5/17/22)  
 Most home runs \_\_\_\_\_ 1, 57x, last Dominic Keegan vs. MTSU (5/17/22)  
 Most extra-base hits \_\_\_\_\_ 3, 2x, last Keegan/Noland at Auburn (4/09/22)  
 Most total bases \_\_\_\_\_ 9, 2x, last Spencer Jones vs. Indiana State (5/10/22)  
 Most RBIs \_\_\_\_\_ 5, Javier Vaz at Hawaii (3/5/22)  
 Most stolen bases \_\_\_\_\_ 4, Enrique Bradfield Jr. at Kentucky (4/23/22)  
 Most walks \_\_\_\_\_ 3, 10x, last Dominic Keegan at Georgia (5/8/22)  
 Most strikeouts \_\_\_\_\_ 4, 2x, last Carter Young vs. Oklahoma State 2/20/22)  
 Longest hitting streak \_\_\_\_\_ 19, Spencer Jones (4/8-5/13/22)

### MISCELLANEOUS TEAM

Longest winning streak \_\_\_\_\_ 18 games, (2/23-3/24)  
 Longest losing streak \_\_\_\_\_ 3 games, 4/1-4/3/22)  
 Most games over .500 \_\_\_\_\_ 19 games, (5/17/22)  
 Most games under .500 \_\_\_\_\_ 1 game, (2/20/22)  
 Longest game, innings \_\_\_\_\_ 11 inn., vs. Indiana State (5/10/22)  
 Longest game, time \_\_\_\_\_ 4:17, vs. Indiana State (5/10/22)  
 Shortest game, time \_\_\_\_\_ 1:58 (6 inn.), vs. Evansville (2/23/22)  
 Largest crowd, Hawkins Field \_\_\_\_\_ 3,802, 18x, last vs. MTSU (5/17/22)  
 Smallest crowd, Hawkins Field \_\_\_\_\_ 854, vs. Evansville 2/23/22)  
 Largest crowd, road \_\_\_\_\_ 11,772, at Arkansas (5/13/22)  
 Smallest crowd, road \_\_\_\_\_ 0, vs. Belmont (3/22/22)  
 Largest winning margin \_\_\_\_\_ 15, at Auburn (4/09/22)  
 Largest losing margin \_\_\_\_\_ 8, vs. Texas A&M (4/30/22)  
 Largest deficit overcome to win \_\_\_\_\_ 4, 2x, last vs. Indiana State (5/10/22)  
 Largest lead relinquished to lose \_\_\_\_\_ 4, at Arkansas (5/14/22)  
 Most double plays turned \_\_\_\_\_ 2, 5x, last at Georgia (5/8/22)  
 Most double plays turned by opponent \_\_\_\_\_ 3, 2x, last vs. Wagner (3/11/22)  
 Most errors \_\_\_\_\_ 4, 2x, last at Georgia (5/7/22)  
 Most errors by an opponent \_\_\_\_\_ 3, 3x, last vs. Austin Peay (4/5/22)  
 Most stolen bases by an opponent \_\_\_\_\_ 4, at Hawaii (3/5/22)

### TEAM PITCHING

Most walks \_\_\_\_\_ 10, at Arkansas (5/14/22)  
 Fewest walks \_\_\_\_\_ 1, 8x, last vs. Tennessee Tech (4/19/22)  
 Most runs allowed, game \_\_\_\_\_ 13, at Georgia (5/7/22)  
 Most runs allowed, inning \_\_\_\_\_ 8, 7th inn. at Georgia (5/7/22)  
 Most hits allowed, game \_\_\_\_\_ 14, at Georgia (5/6/22)  
 Most hits allowed, inning \_\_\_\_\_ 6, 7th inn. at Georgia (5/7/22)  
 Fewest hits allowed, game \_\_\_\_\_ 0, at Kentucky (4/22/22)  
 Most home runs allowed, game \_\_\_\_\_ 4, vs. Florida (4/16/22)  
 Most consecutive scoreless inn. \_\_\_\_\_ 17, 2x, last (4/19-23/22)

## HOME RUN NOTES

**HOMERS AT HOME: 36**

**HOMERS ON THE ROAD: 26**

**SOLO HOMERS: 34**

**2-RUN HOMERS: 22**

**3-RUN HOMERS: 6**

**GRAND SLAMS: 1**

#### 2-HOME RUN GAMES BY VANDERBILT (0 IN 2022)

Last: Dominic Keegan, 6/4/21 vs. Presbyterian

#### 3-HOME RUN GAMES BY VANDERBILT (0 IN 2022)

Last: Connor Kaiser, 6/3/18 at Clemson

#### PINCH-HIT HOME RUNS BY VANDERBILT (1 IN 2022)

Last: Troy LaNeve, 4/09/22 at Auburn

#### GRAND SLAMS BY VANDERBILT (1 IN 2022)

Last: Javier Vaz, 3/5/22 at Hawaii

#### FIRST-INNING LEADOFF HOME RUNS BY VANDERBILT (2 IN 2022)

Last: Enrique Bradfield Jr., 4/24/22 at Kentucky

#### WALK-OFF HOME RUNS (0 IN 2022)

Last: JJ Bleday, 6/9/18 vs. Mississippi State, 11th inning

#### INSIDE-THE-PARK HOME RUNS BY VANDERBILT (0 IN 2022)

Last: Will Toffey, 3/22/17 vs. Belmont

#### BACK-TO-BACK HOME RUNS BY VANDERBILT (4 IN 2022)

Last: Carter Young/Enrique Bradfield Jr., at Georgia (5/7/22)

# PITCHING GAME-BY-GAME AND CAREER STATS

## #17 RYAN GINTHER, LHP - FR.

**MOST RECENT APP:** (5/17 vs. Middle Tennessee) 1.0 IP, 1 H, 1 BB/2 K

- In-state product who attended Station Camp High School (Hendersonville, Tenn.)
- The top-ranked left-handed pitcher in the state of Tennessee according to Perfect Game
- 2020 Perfect Game All-American Classic participant
- Helped lead Station Camp to a district championship in 2019

### 2022 SEASON TOTALS

OPPONENT	ERA	W-L-S	G/GS	IP	H	R	ER	BB	SO	HR	NP
(3/5) at Hawaii-2	0.00	0-0-0	1/0	1.0	0	0	0	0	2	0	16
(3/13) Wagner	13.50	0-0-0	1/0	1.0	3	3	3	1	2	0	24
(5/7) at Georgia	10.80	0-0-0	1/0	1.1	3	2	1	0	2	0	28
(5/14) at Arkansas	8.31	0-0-0	1/0	1.0	0	0	0	0	2	0	13
(5/17) Middle Tennessee	6.75	0-0-0	1/0	1.0	1	0	0	1	2	0	19
<b>TOTALS</b>	<b>6.75</b>	<b>0-0-0</b>	<b>5/0</b>	<b>5.1</b>	<b>7</b>	<b>5</b>	<b>4</b>	<b>2</b>	<b>10</b>	<b>0</b>	<b>--</b>

### CAREER TOTALS

YEAR	ERA	W-L	APP/GS	SV	IP	H	R	ER	BB	SO	B/AVG
2022	6.75	0-0	5/0	0	5.1	7	5	4	2	10	.318
<b>TOTALS</b>	<b>6.75</b>	<b>0-0</b>	<b>5/0</b>	<b>0</b>	<b>5.1</b>	<b>7</b>	<b>5</b>	<b>4</b>	<b>2</b>	<b>10</b>	<b>.318</b>

### CAREER SEC TOTALS

YEAR	ERA	W-L	APP/GS	SV	IP	H	R	ER	BB	SO	B/AVG
2022	3.86	0-0	2/0	0	2.1	3	2	1	0	4	.333
<b>TOTALS</b>	<b>3.86</b>	<b>0-0</b>	<b>2/0</b>	<b>0</b>	<b>2.1</b>	<b>3</b>	<b>2</b>	<b>1</b>	<b>0</b>	<b>4</b>	<b>.333</b>

## #20 CARTER HOLTON, LHP - FR.

**MOST RECENT APP:** (5/15 at Arkansas) GS, W, 7.0 IP, 2 H, 4 BB/5 K

- Tabbed SEC Pitcher of the Week on May 16
- Named SEC Co-Freshman of the Week on both March 21 and May 9
- Nation's top left-handed pitcher according to Perfect Game
- 2020 Perfect Game All-American Classic participant
- Tossed three perfect games and two no-hitters over the course of his high school career
- Drafted in the 19th round of the 2021 MLB Draft by the Milwaukee Brewers out of high school

### 2022 SEASON TOTALS

OPPONENT	ERA	W-L-S	G/GS	IP	H	R	ER	BB	SO	HR	NP
(2/20) Oklahoma State	9.00	0-0-0	1/1	4.0	3	4	4	3	7	1	70
(2/26) Army	5.40	1-0-0	1/1	6.0	2	2	2	0	6	1	77
(3/5) at Hawaii-1	3.71	1-0-0	1/1	7.0	2	1	1	1	9	0	90
(3/11) Wagner-2	2.74	1-0-0	1/1	6.0	1	0	0	1	13	0	83
(3/19) Missouri	2.10	1-0-0	1/1	7.0	3	0	0	1	10	0	109
(3/25) at South Carolina	4.02	0-1-0	1/1	1.1	7	7	7	1	2	1	43
(4/2) Tennessee	3.89	0-1-0	1/1	5.2	5	5	2	3	9	1	99
(4/9) at Auburn	4.14	0-0-0	1/1	4.1	7	3	3	2	2	2	94
(4/16) Florida	4.57	0-0-0	1/1	4.0	4	4	4	4	8	3	92
(4/23) at Kentucky	4.65	0-1-0	1/1	5.0	4	3	3	1	3	1	71
(4/29) Texas A&M	4.23	1-0-0	1/1	5.0	4	0	0	4	7	0	98
(5/8) at Georgia	3.82	1-0-0	1/1	6.0	4	0	0	2	5	0	101
(5/15) at Arkansas	3.42	1-0-0	1/1	7.0	2	0	0	4	5	0	113
<b>TOTALS</b>	<b>3.42</b>	<b>7-3-0</b>	<b>13/13</b>	<b>68.1</b>	<b>48</b>	<b>29</b>	<b>26</b>	<b>27</b>	<b>86</b>	<b>10</b>	<b>--</b>

### CAREER TOTALS

YEAR	ERA	W-L	APP/GS	SV	IP	H	R	ER	BB	SO	B/AVG
2022	3.42	7-3	13/13	0	68.1	48	29	26	27	86	.193
<b>TOTALS</b>	<b>3.42</b>	<b>7-3</b>	<b>13/13</b>	<b>0</b>	<b>68.1</b>	<b>48</b>	<b>29</b>	<b>26</b>	<b>27</b>	<b>86</b>	<b>.193</b>

### CAREER SEC TOTALS

YEAR	ERA	W-L	APP/GS	SV	IP	H	R	ER	BB	SO	B/AVG
2022	3.77	4-3	9/9	0	45.1	40	22	19	22	51	.231
<b>TOTALS</b>	<b>3.77</b>	<b>4-3</b>	<b>9/9</b>	<b>0</b>	<b>45.1</b>	<b>40</b>	<b>22</b>	<b>19</b>	<b>22</b>	<b>51</b>	<b>.231</b>

## #29 NICK MALDONADO, RHP - JR.

**MOST RECENT APP:** (5/13 at Arkansas) 0.1 IP, 2 H, 1 R/0 ER, 1 BB

- Made a team-high 28 appearances in 2021
- Sported a 2.31 ERA last season -- the lowest of all Commodore relief pitchers
- Tied for the team lead in saves with nine last campaign
- Majoring in human and organizational development

### 2022 SEASON TOTALS

OPPONENT	ERA	W-L-S	G/GS	IP	H	R	ER	BB	SO	HR	NP
(2/19) Oklahoma State	4.50	0-1-0	1/1	4.0	6	4	2	1	3	0	68
(2/27) Army	2.25	1-0-0	1/1	4.0	4	0	0	1	3	0	67
(3/6) at Hawaii	1.50	0-0-0	1/1	4.0	2	1	0	2	1	0	50
(4/16) Florida	2.77	1-0-0	1/0	1.0	2	2	2	0	1	1	18
(4/19) Tennessee Tech	2.57	0-0-0	1/0	1.0	0	0	0	1	2	0	14
(4/24) at Kentucky	2.76	0-0-0	1/0	2.1	2	2	1	2	2	0	36
(4/30) Texas A&M	3.20	0-0-0	1/0	3.1	3	2	2	0	5	1	63
(5/6) at Georgia	3.80	0-0-0	1/0	1.2	5	2	2	1	2	0	37
(5/8) at Georgia	3.47	0-0-0	1/0	2.0	1	0	0	0	1	0	26
(5/13) at Arkansas	3.42	0-0-0	1/0	0.1	2	1	0	1	0	0	20
<b>TOTALS</b>	<b>3.42</b>	<b>2-1-0</b>	<b>10/3</b>	<b>23.2</b>	<b>27</b>	<b>14</b>	<b>9</b>	<b>9</b>	<b>20</b>	<b>2</b>	<b>--</b>

### 2021 SEASON TOTALS

OPPONENT	ERA	W-L-S	G/GS	IP	H	R	ER	BB	SO	HR	NP
(2/22) Wright State-2	0.00	0-0-0	1/0	1.0	0	0	0	2	1	0	27
(2/26) Georgia State	0.00	0-0-0	1/0	1.2	0	0	0	0	1	0	14
(2/28) Georgia State-1	0.00	0-0-0	1/0	1.2	0	0	0	0	2	0	19
(3/7) Illinois-Chicago	0.00	0-0-0	1/0	1.0	2	0	0	0	2	0	25
(3/13) at Oklahoma State	0.00	0-0-0	1/0	1.0	0	0	0	0	2	0	10
(3/16) Belmont	0.00	0-0-1	1/0	1.0	1	0	0	0	1	0	14
(3/21) South Carolina	2.16	0-1-0	1/0	1.0	2	2	2	0	2	0	15
(3/27) at Missouri	1.59	0-0-0	1/0	3.0	1	0	0	0	4	0	37
(4/2) at LSU	1.26	0-0-1	1/0	3.0	1	0	0	1	4	0	39
(4/8) Georgia	1.17	0-0-0	1/0	1.0	0	0	0	0	1	0	12
(4/9) Georgia	1.10	1-0-0	1/0	1.0	1	0	0	0	1	0	10
(4/16) at Tennessee	0.98	0-0-0	1/0	2.0	0	0	0	0	2	0	30
(4/18) at Tennessee	0.90	0-0-0	1/0	1.2	0	0	0	0	2	0	13
(4/25) Mississippi State	0.77	0-0-1	1/0	3.1	0	0	0	1	4	0	33
(4/30) at Florida	0.72	0-0-0	1/0	1.2	2	0	0	0	4	0	37
(5/7) Alabama	0.66	0-0-1	1/0	2.1	1	0	0	1	1	0	33
(5/11) North Alabama	0.64	0-0-1	1/0	1.0	1	0	0	0	0	0	15
(5/16) at Ole Miss	1.15	0-0-0	1/0	3.0	4	2	2	0	1	1	39
(5/21) Kentucky	1.11	0-0-0	1/0	1.0	2	0	0	0	1	0	20
(5/22) Kentucky	2.12	0-1-0	1/0	1.2	4	4	4	0	3	1	35
(5/28) vs. Ole Miss	2.23	0-0-0	1/0	2.1	1	1	1	0	3	1	28
(6/5) Georgia Tech	2.52	0-0-1	1/0	3.0	1	2	2	1	4	1	47
(6/6) vs. Georgia Tech	2.50	0-0-1	1/0	0.1	0	0	0	0	0	0	3
(6/11) East Carolina	2.47	0-0-0	1/0	0.1	0	0	0	0	0	0	4
(6/12) vs. East Carolina	2.36	0-0-1	1/0	2.0	0	0	0	0	2	0	21
(6/19) vs. Arizona	2.42	0-0-0	1/0	2.2	2	1	1	0	4	0	48
(6/23) vs. Stanford	2.45	0-0-0	1/0	3.0	4	1	1	1	3	0	51
(6/28) vs. Mississippi State	2.31	0-0-1	1/0	3.0	2	0	0	0	4	0	46
<b>TOTALS</b>	<b>2.31</b>	<b>1-2-9</b>	<b>28/0</b>	<b>50.2</b>	<b>32</b>	<b>13</b>	<b>13</b>	<b>7</b>	<b>59</b>	<b>4</b>	<b>--</b>

### 2020 SEASON TOTALS

OPPONENT	ERA	W-L-S	G/GS	IP	H	R	ER	BB	SO	HR	NP
(2/16) vs. Cal Poly	0.00	0-0-0	1/0	2.0	1	0	0	0	0	0	23
(2/26) Saint Louis	4.50	0-0-0	1/0	2.0	6	2	2	0	5	0	42
(3/3) Central Arkansas	3.00	0-0-0	1/0	2.0	0	0	0	1	1	0	23
(3/11) Toledo	2.70	0-0-0	1/0	0.2	0	0	0	0	0	0	8
<b>TOTALS</b>	<b>2.70</b>	<b>0-0-0</b>	<b>4/0</b>	<b>6.2</b>	<b>7</b>	<b>2</b>	<b>2</b>	<b>1</b>	<b>6</b>	<b>0</b>	<b>--</b>

### CAREER TOTALS

YEAR	ERA	W-L	APP/GS	SV	IP	H	R	ER	BB	SO	B/AVG
2020	2.70	0-0	4/0	0	6.2	7	2	2	1	6	.269
2021	2.31	1-2	28/0	9	50.2	32	13	13	7	59	.173
2022	3.42	2-1	10/3	0	23.2	27	14	9	9	20	.281
<b>TOTALS</b>	<b>2.67</b>	<b>3-3</b>	<b>42/3</b>	<b>9</b>	<b>81.0</b>	<b>66</b>	<b>29</b>	<b>24</b>	<b>17</b>	<b>85</b>	<b>.215</b>

### CAREER SEC TOTALS

YEAR	ERA	W-L	APP/GS	SV	IP	H	R	ER	BB	SO	B/AVG
2021	2.81	1-2	13/0	3	25.2	18	8	8	3	30	.186
2022	5.91	1-0	6/0	0	10.2	15	9	7	4	11	.313
<b>TOTALS</b>	<b>3.72</b>	<b>2-2</b>	<b>19/0</b>	<b>3</b>	<b>36.1</b>	<b>33</b>	<b>17</b>	<b>15</b>	<b>7</b>	<b>41</b>	<b>.228</b>

# PITCHING GAME-BY-GAME AND CAREER STATS

## #30 NELSON BERKWICH, LHP - SO.

**MOST RECENT APP:** (5/13 at Arkansas) 1.2 IP, 1 H, 1 R/1 ER, 1 K

- Nation's 17th-best left-handed pitcher by Perfect Game
- 25-4 career record at American Heritage across 212.0 career innings
- 2017 USA Baseball Gold Medalist
- Majoring in human and organizational development

### 2022 SEASON TOTALS

OPPONENT	ERA	W-L-S	G/GS	IP	H	R	ER	BB	SO	HR	NP
(2/19) Oklahoma State	0.00	0-0-0	1/0	1.0	0	0	0	0	0	0	13
(2/25) Army	0.00	0-0-0	1/0	0.1	0	0	0	0	1	0	5
(3/1) Central Arkansas	0.00	0-0-0	1/0	0.0	0	1	0	1	0	0	13
(3/15) Michigan	0.00	0-0-0	1/0	1.0	0	0	0	0	2	0	18
(3/20) Missouri	0.00	1-0-0	1/0	1.1	1	0	0	0	3	0	21
(3/24) at South Carolina	0.00	0-0-0	1/0	1.0	1	0	0	0	2	0	12
(4/2) Tennessee	0.00	0-0-0	1/0	1.0	0	0	0	1	1	0	13
(4/12) Western Kentucky	0.00	0-0-0	1/0	1.0	2	0	0	1	1	0	23
(4/24) at Kentucky	0.00	0-0-0	1/0	0.0	1	0	0	0	0	0	6
(4/30) Texas A&M	0.00	0-0-0	1/0	1.0	1	0	0	1	2	0	23
(5/3) Louisville	0.00	0-0-0	1/0	1.0	0	0	0	0	1	0	12
(5/6) at Georgia	0.87	0-0-0	1/0	1.2	4	4	1	0	2	0	33
(5/10) Indiana State	0.84	0-0-0	1/0	0.1	0	0	0	1	0	0	5
(5/13) at Arkansas	1.46	0-0-0	1/0	1.2	1	1	1	0	1	0	23
<b>TOTALS</b>	<b>1.46</b>	<b>1-0-0</b>	<b>1/0</b>	<b>12.1</b>	<b>11</b>	<b>6</b>	<b>2</b>	<b>5</b>	<b>16</b>	<b>0</b>	<b>--</b>

### 2021 SEASON TOTALS

OPPONENT	ERA	W-L-S	G/GS	IP	H	R	ER	BB	SO	HR	NP
(2/28) Georgia State-2	9.00	0-0-0	1/0	1.0	2	1	1	0	0	0	17
(3/26) at Missouri	4.50	0-0-0	1/0	1.0	2	3	0	0	1	1	24
(4/20) Austin Peay	3.00	0-0-0	1/0	1.0	0	0	0	0	2	0	8
(4/24) Mississippi State	2.25	0-0-0	1/0	1.0	1	0	0	0	1	0	14
(4/30) at Florida	6.23	0-0-0	1/0	0.1	3	3	2	0	1	1	16
(5/4) at Louisville	4.26	0-0-0	1/0	2.0	0	0	0	0	2	0	24
(5/11) North Alabama	3.24	1-0-0	1/0	2.0	0	0	0	1	2	0	37
(5/18) Florida International	2.79	0-0-0	1/0	1.1	1	0	0	0	4	0	19
(5/27) vs. Arkansas	2.31	0-0-0	1/0	2.0	1	0	0	1	1	0	33
(6/29) vs. Mississippi State	3.07	0-0-0	1/0	3.0	6	2	2	0	5	0	55
<b>TOTALS</b>	<b>3.07</b>	<b>1-0-0</b>	<b>10/0</b>	<b>14.2</b>	<b>16</b>	<b>9</b>	<b>5</b>	<b>3</b>	<b>19</b>	<b>2</b>	<b>--</b>

### CAREER TOTALS

YEAR	ERA	W-L	APP/GS	SV	IP	H	R	ER	BB	SO	B/AVG
2021	3.07	1-0	10/0	0	14.2	16	9	5	3	19	.267
2022	1.46	1-0	14/0	0	12.1	11	6	2	5	16	.229
<b>TOTALS</b>	<b>2.33</b>	<b>2-0</b>	<b>24/0</b>	<b>0</b>	<b>27.0</b>	<b>27</b>	<b>15</b>	<b>7</b>	<b>8</b>	<b>35</b>	<b>.250</b>

### CAREER SEC TOTALS

YEAR	ERA	W-L	APP/GS	SV	IP	H	R	ER	BB	SO	B/AVG
2021	7.71	0-0	3/0	0	2.1	6	6	2	1	3	.400
2022	2.35	1-0	7/0	0	7.2	9	5	2	2	11	.281
<b>TOTALS</b>	<b>3.60</b>	<b>1-0</b>	<b>10/0</b>	<b>0</b>	<b>10.0</b>	<b>15</b>	<b>11</b>	<b>4</b>	<b>3</b>	<b>14</b>	<b>.319</b>

## #33 HUNTER OWEN, LHP - SO.

**MOST RECENT APP:** (4/10 at Auburn) 4.0 IP, 4 H, 2 R/2 ER, 3K

- Maine's top-ranked overall player and southpaw according to Perfect Game
- 2019 Gatorade State Player of the Year in Maine
- Multi-sport athlete who competed in football for two years and basketball for four seasons
- Undeclared major

### 2022 SEASON TOTALS

OPPONENT	ERA	W-L-S	G/GS	IP	H	R	ER	BB	SO	HR	NP
(2/20) Oklahoma State	3.00	0-0-0	1/0	3.0	5	1	1	0	6	0	46
(2/27) Army	1.29	0-0-0	1/0	4.0	1	0	0	1	6	0	62
(3/5) at Hawaii-2	0.90	1-0-0	1/0	3.0	1	0	0	2	6	0	49
(3/13) Wagner	1.29	1-0-0	1/0	4.0	4	1	1	1	4	0	60
(3/20) Missouri	3.12	0-0-0	1/1	3.1	3	4	4	2	5	0	65
(3/26) at South Carolina	4.91	0-1-0	1/0	1.0	2	4	4	2	1	1	41
(4/1) Tennessee	3.97	0-0-0	1/0	4.1	2	0	0	0	7	0	68
(4/10) at Auburn	4.05	0-0-0	1/0	4.0	4	2	2	0	3	1	61
<b>TOTALS</b>	<b>4.05</b>	<b>2-1-0</b>	<b>8/1</b>	<b>26.2</b>	<b>22</b>	<b>12</b>	<b>12</b>	<b>8</b>	<b>38</b>	<b>2</b>	<b>--</b>

### 2021 SEASON TOTALS

OPPONENT	ERA	W-L-S	G/GS	IP	H	R	ER	BB	SO	HR	NP
(2/24) Western Kentucky	0.00	0-0-0	1/0	2.0	1	0	0	0	4	0	32
(2/28) Georgia State-1	5.40	0-0-0	1/0	1.1	1	2	2	2	1	0	26
(3/13) at Oklahoma State-2	4.15	0-0-0	1/0	1.0	0	0	0	2	0	0	20
(4/6) UT-Martin	4.26	0-0-0	1/0	2.0	2	1	1	2	3	0	34
(4/10) Georgia	4.05	0-0-0	1/0	0.1	1	0	0	0	0	0	6
(4/13) Eastern Kentucky	4.70	0-0-0	1/0	1.0	3	1	1	0	1	0	26
(4/18) at Tennessee	4.50	0-0-0	1/0	0.1	0	0	0	0	0	0	3
(4/20) Austin Peay	4.00	0-0-0	1/0	1.0	0	0	0	2	1	0	19
(4/24) Mississippi State	5.73	0-0-0	1/0	2.0	3	3	3	2	2	0	42
(5/1) at Florida	6.92	0-0-0	1/0	2.0	4	4	3	2	1	1	40
(5/4) at Louisville	6.43	0-0-0	1/0	1.0	0	0	0	0	1	0	15
(5/11) North Alabama	6.00	0-0-0	1/0	1.0	1	0	0	0	3	0	16
(5/16) at Ole Miss	8.04	0-0-0	1/0	0.2	3	6	4	1	0	2	19
(6/29) vs. Mississippi State	10.26	0-0-0	1/0	1.0	3	5	5	2	2	0	40
<b>TOTALS</b>	<b>10.26</b>	<b>0-0-0</b>	<b>14/0</b>	<b>16.2</b>	<b>22</b>	<b>22</b>	<b>19</b>	<b>15</b>	<b>19</b>	<b>3</b>	<b>--</b>

### CAREER TOTALS

YEAR	ERA	W-L	APP/GS	SV	IP	H	R	ER	BB	SO	B/AVG
2021	10.26	0-0	14/0	0	16.2	22	22	19	15	19	.314
2022	4.05	2-1	8/1	0	26.2	22	12	12	8	38	.222
<b>TOTALS</b>	<b>6.44</b>	<b>2-1</b>	<b>22/1</b>	<b>0</b>	<b>43.1</b>	<b>44</b>	<b>34</b>	<b>31</b>	<b>23</b>	<b>57</b>	<b>.260</b>

### CAREER SEC TOTALS

YEAR	ERA	W-L	APP/GS	SV	IP	H	R	ER	BB	SO	B/AVG
2021	16.88	0-0	5/0	0	5.1	11	13	10	5	3	.393
2022	7.11	0-1	4/1	0	12.2	11	10	10	4	16	.229
<b>TOTALS</b>	<b>10.00</b>	<b>0-1</b>	<b>9/1</b>	<b>0</b>	<b>18.0</b>	<b>22</b>	<b>23</b>	<b>20</b>	<b>9</b>	<b>19</b>	<b>.289</b>

# PITCHING GAME-BY-GAME AND CAREER STATS

## #35 CHRIS MCELVAIN, RHP - JR.

**MOST RECENT APP:** (5/14 at Arkansas) GS, L, 4.0 IP, 3 H, 6 R/5 ER, 5 BB/3 K

- Named SEC Pitcher of the Week on April 25
- Tallied five wins last campaign, which placed him third on the squad
- Helped Summit High School (Thompson Station, Tenn.) to a pair of state final fours
- Majoring in medicine, health and society

### 2022 SEASON TOTALS

OPPONENT	ERA	W-L-S	G/GS	IP	H	R	ER	BB	SO	HR	NP
(2/18) Oklahoma State	0.00	1-0-0	1/1	4.0	4	0	0	1	10	0	79
(2/25) Army	0.00	0-0-0	1/1	4.2	2	2	0	3	5	0	87
(3/4) at Hawaii	1.15	1-0-0	1/1	7.0	3	2	2	1	13	0	92
(3/11) Wagner-1	2.33	0-0-0	1/1	3.2	7	6	3	1	2	0	74
(3/18) Missouri	2.49	1-0-0	1/1	6.0	2	2	2	1	8	2	92
(3/24) at South Carolina	1.95	1-0-0	1/1	7.0	5	0	0	2	5	0	93
(4/1) Tennessee	3.16	0-1-0	1/1	4.2	5	6	6	4	8	1	97
(4/8) at Auburn	3.59	0-1-0	1/1	5.2	6	4	4	4	5	2	103
(4/15) Florida	4.05	0-0-0	1/1	4.0	4	4	4	3	2	1	68
(4/22) at Kentucky	3.52	1-0-0	1/1	7.0	0	0	0	3	9	0	104
(4/28) Texas A&M	3.53	0-1-0	1/1	5.0	2	2	2	4	7	1	99
(5/7) at Georgia	3.48	0-0-0	1/1	6.0	3	4	2	5	5	1	99
(5/14) at Arkansas	3.93	0-1-0	1/1	4.0	3	6	5	5	3	2	84
TOTALS	3.93	5-4-0	13/13	68.2	46	38	30	37	82	10	--

### 2021 SEASON TOTALS

OPPONENT	ERA	W-L-S	G/GS	IP	H	R	ER	BB	SO	HR	NP
(2/22) Wright State-1	3.00	0-0-1	1/0	3.0	3	1	1	1	5	0	55
(2/27) Georgia State	6.75	0-0-0	1/0	2.1	2	3	3	1	2	0	36
(3/5) Illinois-Chicago	5.68	0-0-0	1/0	1.0	0	0	0	1	1	0	19
(3/9) Memphis	4.91	0-0-0	1/0	1.0	1	0	0	2	2	0	27
(3/14) at Oklahoma State	4.32	0-0-0	1/0	1.0	0	0	0	0	2	0	12
(3/23) Lipscomb	3.86	0-0-0	1/0	1.0	0	0	0	1	3	0	23
(3/26) at Missouri	3.48	0-0-0	1/0	1.0	0	0	0	1	3	0	21
(4/6) UT-Martin	2.92	1-0-0	1/0	2.0	0	0	0	0	4	0	29
(4/10) Georgia	3.31	0-0-0	1/0	4.0	2	2	2	1	2	0	49
(4/18) at Tennessee	3.54	1-0-0	1/0	4.0	3	2	2	2	4	2	66
(4/25) Mississippi State	3.16	1-0-0	1/0	5.1	5	1	1	2	4	1	77
(5/2) at Florida	4.40	0-1-0	1/1	3.0	5	5	5	4	4	0	80
(5/8) Alabama	4.11	0-0-0	1/0	2.0	1	0	0	0	1	0	21
(5/15) at Ole Miss	4.01	0-0-1	1/0	3.0	3	1	1	2	4	0	53
(5/21) Kentucky	3.86	1-0-0	1/0	1.1	2	0	0	0	0	0	15
(5/22) Kentucky	3.72	0-0-0	1/0	1.1	0	0	0	2	1	0	29
(5/27) vs. Arkansas	3.79	0-0-0	1/0	1.2	1	1	1	1	1	0	36
(6/6) Georgia Tech	4.02	0-0-0	1/0	2.1	3	2	2	1	6	1	49
(6/19) vs. Arizona	3.92	1-0-0	1/0	1.0	1	0	0	0	2	0	13
(6/23) vs. Stanford	3.77	0-0-0	1/0	1.2	2	0	0	1	3	0	30
(6/25) vs. NC State	3.71	0-0-0	1/0	0.2	1	0	0	1	1	0	18
(6/30) vs. Mississippi State	4.34	0-0-0	1/0	2.0	4	4	4	3	3	2	45
TOTALS	4.34	5-1-2	22/1	45.2	39	22	22	27	58	6	--

### 2020 SEASON TOTALS

OPPONENT	ERA	W-L-S	G/GS	IP	H	R	ER	BB	SO	HR	NP
(2/16) vs. Cal Poly	15.43	0-0-0	1/0	2.1	4	4	4	2	0	0	53
(2/21) Illinois-Chicago	10.80	0-0-0	1/0	1.0	1	0	0	1	1	0	17
(2/25) Evansville	6.75	0-0-0	1/0	2.0	0	0	0	0	0	0	27
(2/29) Hawaii	6.14	0-0-0	1/0	2.0	2	1	1	0	3	0	33
(3/3) Central Arkansas	5.40	0-0-0	1/0	1.0	1	0	0	0	2	0	18
(3/11) Toledo	4.82	0-0-0	1/0	1.0	0	0	0	1	1	0	16
TOTALS	4.82	0-0-0	6/0	9.1	8	5	5	4	7	0	--

### CAREER TOTALS

YEAR	ERA	W-L	APP/GS	SV	IP	H	R	ER	BB	SO	B/AVG
2020	4.82	0-0	6/0	0	9.1	8	5	5	4	7	.222
2021	4.34	5-1	22/1	2	45.2	39	22	22	27	58	.232
2022	3.93	5-4	13/13	0	68.2	46	38	30	37	82	.185
TOTALS	3.93	10-5	41/14	2	123.2	93	65	57	68	147	.206

### CAREER SEC TOTALS

YEAR	ERA	W-L	APP/GS	SV	IP	H	R	ER	BB	SO	B/AVG
2021	3.96	3-1	9/1	1	25.0	21	11	11	14	23	.228
2022	4.56	3-4	9/9	0	49.1	30	28	25	31	52	.172
TOTALS	4.36	6-5	18/10	1	74.1	51	39	36	45	75	.192

## #36 GRAYSON MOORE, RHP - SO.

**MOST RECENT APP:** (5/17 vs. Middle Tennessee) W, 4.0 IP, 2 H, 1 R/1 ER, 5 K

- 1.50 ERA across 17.2 innings during his shortened senior season
- Led Lake Mary High School (Lake Mary, Fla.) to a conference championship and District 9A championship in 2018
- Spanish Honor Society and National Honor Society member
- Undeclared major

### 2022 SEASON TOTALS

OPPONENT	ERA	W-L-S	G/GS	IP	H	R	ER	BB	SO	HR	NP
(2/19) Oklahoma State	0.00	0-0-0	1/0	3.0	0	0	0	1	5	0	48
(3/1) Central Arkansas	0.00	0-0-0	1/0	2.0	3	1	0	1	3	0	35
(3/4) at Hawaii	0.00	0-0-0	1/0	2.0	1	0	0	0	2	0	25
(3/13) Wagner	0.00	0-0-0	1/1	2.0	1	0	0	2	3	0	33
(3/22) vs. Belmont	0.00	0-0-0	1/0	2.0	1	0	0	0	2	0	21
(3/26) at South Carolina	0.69	0-0-0	1/0	2.0	1	1	1	2	2	0	31
(4/3) Tennessee	1.93	0-0-0	1/0	1.0	3	2	2	1	2	0	24
(4/8) at Auburn	2.40	0-0-0	1/0	1.0	1	1	1	1	1	0	18
(4/12) Western Kentucky	3.52	0-0-0	1/0	0.1	2	2	2	1	1	0	20
(4/17) Florida	3.31	0-0-0	1/0	1.0	1	0	0	0	2	0	17
(4/30) Texas A&M	4.67	0-0-0	1/0	1.0	2	3	3	1	3	1	31
(5/10) Indiana State	4.05	0-0-0	1/0	2.2	1	0	0	1	3	0	39
(5/17) Middle Tennessee	3.75	1-0-0	1/0	4.0	2	1	1	0	5	0	52
TOTALS	3.75	1-0-0	13/1	24.0	19	11	10	11	34	1	--

### 2021 SEASON TOTALS

OPPONENT	ERA	W-L-S	G/GS	IP	H	R	ER	BB	SO	HR	NP
(2/24) Western Kentucky	0.00	0-0-0	1/0	1.0	0	0	0	1	2	0	18
(2/28) Georgia State-1	0.00	0-0-0	1/0	1.0	0	0	0	2	0	0	17
(3/5) Illinois-Chicago	0.00	0-0-0	1/0	1.0	1	0	0	1	0	0	22
(4/8) Georgia	5.40	0-0-0	1/0	2.0	4	5	3	0	2	4	31
(5/18) FIU	9.00	0-0-0	1/0	1.0	3	3	3	0	2	1	28
TOTALS	9.00	0-0-0	5/0	6.0	8	8	6	4	6	5	--

### CAREER TOTALS

YEAR	ERA	W-L	APP/GS	SV	IP	H	R	ER	BB	SO	B/AVG
2021	9.00	0-0	5/0	0	6.0	8	8	6	4	6	.308
2022	3.75	1-0	13/1	0	24.0	19	11	10	11	34	.216
TOTALS	4.80	1-0	18/1	0	30.0	27	19	16	15	40	.237

### CAREER SEC TOTALS

YEAR	ERA	W-L	APP/GS	SV	IP	H	R	ER	BB	SO	B/AVG
2021	13.50	0-0	1/0	0	2.0	4	5	3	0	2	.333
2022	10.50	0-0	5/0	0	6.0	8	7	7	5	10	.308
TOTALS	11.25	0-0	6/0	0	8.0	12	12	10	5	12	.316

## #40 SAM HLIBOKI, RHP - JR.

**MOST RECENT APP:** --

- Suffered a season-ending injury during April 2021
- 2019 Daily News Pitcher of the Year
- Went 9-1 with a 1.37 ERA and 0.78 WHIP in 72 innings as senior at Harvard-Westlake (Los Angeles, Calif.)
- Majoring in human and organizational development

### 2021 SEASON TOTALS

OPPONENT	ERA	W-L-S	G/GS	IP	H	R	ER	BB	SO	HR	NP
(2/22) Wright State-1	0.00	0-0-0	1/0	2.0	1	0	0	1	2	0	38
(2/27) Georgia State	1.50	0-0-0	1/1	4.0	4	1	1	0	7	1	68
(3/6) Illinois-Chicago	2.25	0-0-0	1/0	2.0	2	1	1	0	2	0	34
(3/13) at Oklahoma State-2	3.60	0-0-0	1/0	2.0	3	2	2	1	2	1	37
(3/16) Belmont	3.75	0-0-0	1/0	2.0	1	1	1	1	2	0	28
(3/23) Lipscomb	3.38	0-0-0	1/0	1.1	0	0	0	0	1	0	24
(3/25) at Missouri	2.76	0-0-1	1/0	3.0	2	0	0	0	1	1	41
(4/1) at LSU	2.33	0-0-1	1/0	3.0	0	0	0	0	1	0	32
(4/10) Georgia	2.70	0-0-0	1/0	0.2	2	1	1	0	2	0	15
TOTALS	2.70	0-0-2	9/1	20.0	15	6	6	4	20	2	--

### 2020 SEASON TOTALS

OPPONENT	ERA	W-L-S	G/GS	IP	H	R	ER	BB	SO	HR	NP
(2/15) vs. UConn	0.00	0-0-1	1/0	3.0	1	0	0	0	3	0	36
(2/22) Illinois-Chicago	0.00	0-0-0	1/0	2.2	0	0	0	0	3	0	31
(2/28) Hawaii	0.00	0-0-1	1/0	2.1	0	0	0	0	5	0	26
(3/1) Hawaii	0.00	0-0-0	1/0	2.2	1	0	0	1	2	0	43
(3/6) at UCLA	0.00	0-0-0	1/0	5.0	0	0	0	1	3	0	57
TOTALS	0.00	0-0-2	5/0	15.2	2	0	0	2	16	0	--

### CAREER TOTALS

YEAR	ERA	W-L	APP/GS	SV	IP	H	R	ER	BB	SO	B/AVG
2020	0.00	0-0	5/0	2	15.2	2	0	0	2	16	.043
2021	2.70	0-0	9/1	2	20.0	15	6	6	4	20	.203
2022	--	--	--	--	--	--	--	--	--	--	--
TOTALS	1.51	0-0	14/1	4	35.2	17	6	6	6	36	.142

### CAREER SEC TOTALS

YEAR	ERA	W-L	APP/GS	SV	IP	H	R	ER	BB	SO	B/AVG
2021	1.35	0-0	3/0	2	6.2	4	1	1	1	4	.127
2022	--	--	--	--	--	--	--	--	--	--	--
TOTALS	1.35	0-0	3/0	2	6.2	4	1	1	1	4	.127

# PITCHING GAME-BY-GAME AND CAREER STATS

## #42 CHRISTIAN LITTLE, RHP - SO.

**MOST RECENT APP:** (5/10 vs. Indiana State) 1.0 IP, 1 H, 2 K

- Missouri's top-ranked overall prospect and right-hander according to Perfect Game
- 2020 Gatorade State Player of the Year in Missouri
- Father, Chris Little, was a member of the Houston Astros organization
- Undeclared major

### 2022 SEASON TOTALS

OPPONENT	ERA	W-L-S	G/GS	IP	H	R	ER	BB	SO	HR	NP
(2/20) Oklahoma State	0.00	0-0-0	1/0	1.0	0	0	0	0	1	0	24
(2/26) Army	3.00	0-0-0	1/0	2.0	1	1	1	3	3	0	38
(3/1) Central Arkansas	2.25	0-0-0	1/0	1.0	1	0	0	0	3	0	16
(3/6) at Hawaii	1.50	0-0-0	1/0	2.0	3	0	0	1	1	0	33
(3/15) Michigan	3.68	0-0-0	1/0	1.1	3	2	2	0	2	0	22
(3/19) Missouri	2.89	0-0-0	1/0	2.0	0	0	0	0	4	0	29
(4/3) Tennessee	3.18	0-0-0	1/0	2.0	2	1	1	0	2	0	25
(4/10) at Auburn	2.92	0-0-0	1/0	1.0	2	0	0	0	0	0	17
(4/12) Western Kentucky	2.70	0-0-1	1/0	1.0	1	0	0	0	1	0	19
(4/17) Florida	2.76	0-1-0	1/0	3.0	1	1	1	0	2	1	28
(4/22) at Kentucky	2.45	0-0-0	1/0	2.0	0	0	0	1	4	0	27
(4/29) Texas A&M	2.42	0-0-1	1/0	4.0	1	1	1	2	5	0	68
(5/6) at Georgia	3.08	1-0-0	1/1	4.0	5	3	3	2	4	1	70
(5/10) Indiana State	2.96	0-0-0	1/0	1.0	1	0	0	0	2	0	20
<b>TOTALS</b>	<b>2.96</b>	<b>1-1-2</b>	<b>14/1</b>	<b>27.1</b>	<b>21</b>	<b>9</b>	<b>9</b>	<b>9</b>	<b>34</b>	<b>2</b>	<b>--</b>

### 2021 SEASON TOTALS

OPPONENT	ERA	W-L-S	G/GS	IP	H	R	ER	BB	SO	HR	NP
(2/24) Western Kentucky	0.00	1-0-0	1/1	3.0	3	1	0	0	1	0	31
(2/28) Georgia State-2	4.50	0-0-0	1/0	1.0	2	2	2	0	1	2	21
(3/9) Memphis	6.75	0-0-0	1/1	2.2	4	3	3	3	4	0	55
(3/16) Belmont	4.22	1-0-0	1/1	4.0	1	0	0	2	7	0	55
(3/23) Lipscomb	4.61	0-0-0	1/1	3.0	3	3	2	1	3	1	58
(3/30) Tennessee Tech	5.09	0-0-0	1/1	4.0	6	4	3	2	4	1	73
(4/6) UT-Martin	5.40	0-0-0	1/1	4.0	5	3	3	2	5	1	65
(4/13) Eastern Kentucky	5.16	0-0-0	1/0	1.0	0	0	0	1	2	0	28
(4/18) at Tennessee	5.16	0-0-0	1/0	0.0	0	0	0	1	0	0	8
(5/4) at Louisville	6.18	0-1-0	1/1	5.0	4	6	6	2	4	1	70
(5/18) FIU	5.57	1-0-0	1/1	4.2	2	1	1	1	6	1	65
(5/26) vs. Ole Miss	5.02	0-0-0	1/1	5.1	3	1	1	1	7	0	71
(6/23) vs. Stanford	4.87	0-0-0	1/1	3.0	4	4	1	2	3	1	70
(6/29) vs. Mississippi State	5.48	0-1-0	1/1	2.0	3	5	4	4	2	0	58
<b>TOTALS</b>	<b>5.48</b>	<b>3-2-0</b>	<b>14/11</b>	<b>42.2</b>	<b>40</b>	<b>33</b>	<b>26</b>	<b>22</b>	<b>49</b>	<b>8</b>	<b>--</b>

### CAREER TOTALS

YEAR	ERA	W-L	APP/GS	SV	IP	H	R	ER	BB	SO	B/AVG
2021	5.48	3-2	14/11	0	42.2	40	33	26	22	49	.244
2022	2.96	1-1	14/1	2	27.1	21	9	9	9	34	.204
<b>TOTALS</b>	<b>4.50</b>	<b>4-3</b>	<b>28/12</b>	<b>2</b>	<b>70.0</b>	<b>61</b>	<b>42</b>	<b>35</b>	<b>31</b>	<b>83</b>	<b>.228</b>

### CAREER SEC TOTALS

YEAR	ERA	W-L	APP/GS	SV	IP	H	R	ER	BB	SO	B/AVG
2021	0.00	0-0	1/0	0	0.0	0	0	0	1	0	.000
2022	3.00	1-1	7/1	1	18.0	11	6	6	5	21	.172
<b>TOTALS</b>	<b>3.00</b>	<b>1-1</b>	<b>8/1</b>	<b>1</b>	<b>18.0</b>	<b>11</b>	<b>6</b>	<b>6</b>	<b>6</b>	<b>21</b>	<b>.172</b>

## #44 DONYE EVANS, RHP - SO.

**MOST RECENT APP:** (5/14 at Arkansas) 1.0 IP, 1 H, 2 R/2 ER

- Georgia's fifth-best right-hander and 16th-rated overall prospect by Perfect Game
- 66 strikeouts across 51.1 innings of work as a junior at Redan, notching five wins
- Principal's list honoree as a senior
- Undeclared major

### 2022 SEASON TOTALS

OPPONENT	ERA	W-L-S	G/GS	IP	H	R	ER	BB	SO	HR	NP
(3/13) Wagner	0.00	0-0-0	1/0	1.0	0	0	0	0	1	0	9
(3/22) vs. Belmont	0.00	0-0-0	1/0	1.0	0	0	0	0	0	0	10
(3/24) at South Carolina	0.00	0-0-0	1/0	1.0	0	0	0	0	2	0	10
(4/2) Tennessee	0.00	0-0-0	1/0	0.2	0	0	0	0	0	0	4
(4/5) Austin Peay	0.00	0-0-0	1/0	1.1	1	0	0	0	2	0	19
(4/10) at Auburn	0.00	0-0-0	1/0	1.0	1	0	0	1	1	0	17
(4/16) Florida	0.00	0-0-0	1/0	2.0	0	0	0	1	2	0	28
(4/30) Texas A&M	0.00	0-0-0	1/0	1.0	0	0	0	2	1	0	23
(5/7) at Georgia	4.66	0-0-0	1/0	0.2	4	5	5	2	0	1	37
(5/10) Indiana State	4.35	0-0-0	1/0	0.2	1	0	0	0	1	0	11
(5/14) at Arkansas	5.56	0-0-0	1/0	1.0	1	2	2	0	0	1	26
<b>TOTALS</b>	<b>5.56</b>	<b>0-0-0</b>	<b>11/0</b>	<b>11.1</b>	<b>8</b>	<b>7</b>	<b>7</b>	<b>6</b>	<b>10</b>	<b>2</b>	<b>--</b>

### 2021 SEASON TOTALS

OPPONENT	ERA	W-L-S	G/GS	IP	H	R	ER	BB	SO	HR	NP
(3/13) at Oklahoma State-2	9.00	0-0-0	1/0	1.0	2	2	1	0	1	0	22
(4/13) Eastern Kentucky	6.75	0-0-0	1/0	0.1	0	1	0	0	0	1	13
(4/17) at Tennessee	10.80	0-0-0	1/0	0.1	1	1	1	1	0	0	11
(4/20) Austin Peay	6.75	0-0-0	1/0	1.0	1	0	0	0	2	0	16
(5/1) at Florida	4.91	0-0-0	1/0	1.0	1	0	0	1	1	0	17
(5/4) at Louisville	7.36	0-0-0	1/0	0.0	1	1	1	0	0	1	3
(5/18) FIU	5.79	0-0-0	1/0	1.0	0	0	0	0	1	0	10
(6/29) vs. Mississippi State	4.76	0-0-0	1/0	1.0	1	0	0	0	0	0	14
<b>TOTALS</b>	<b>4.76</b>	<b>0-0-0</b>	<b>8/0</b>	<b>5.2</b>	<b>7</b>	<b>5</b>	<b>3</b>	<b>2</b>	<b>6</b>	<b>1</b>	<b>--</b>

### CAREER TOTALS

YEAR	ERA	W-L	APP/GS	SV	IP	H	R	ER	BB	SO	B/AVG
2021	4.76	0-0	8/0	0	5.2	7	5	3	2	6	.269
2022	5.56	0-0	11/0	0	11.1	8	7	7	6	10	.200
<b>TOTALS</b>	<b>5.29</b>	<b>0-0</b>	<b>19/0</b>	<b>0</b>	<b>17.0</b>	<b>15</b>	<b>12</b>	<b>10</b>	<b>8</b>	<b>16</b>	<b>.227</b>

### CAREER SEC TOTALS

YEAR	ERA	W-L	APP/GS	SV	IP	H	R	ER	BB	SO	B/AVG
2021	6.75	0-0	2/0	0	1.1	2	1	1	2	1	.333
2022	8.59	0-0	7/0	0	7.1	6	7	7	6	6	.222
<b>TOTALS</b>	<b>8.31</b>	<b>0-0</b>	<b>9/0</b>	<b>0</b>	<b>8.2</b>	<b>8</b>	<b>8</b>	<b>8</b>	<b>8</b>	<b>7</b>	<b>.242</b>

## #50 KYLE MAGRANS, RHP - FR.

**MOST RECENT APP:** --

- In-state product who attended Clarksville High School (Clarksville, Tenn.)
- Rated the seventh-best right-handed pitcher in Tennessee according to Perfect Game
- Owned a 9-1 record on the mound in 2021, striking out 67 batters across 53.1 innings
- Helped Clarksville to a district championship, including the school's first appearance in the state playoffs since 2010

### CAREER TOTALS

YEAR	ERA	W-L	APP/GS	SV	IP	H	R	ER	BB	SO	B/AVG
2022	--	--	--	--	--	--	--	--	--	--	--
<b>TOTALS</b>	<b>--</b>	<b>--</b>	<b>--</b>	<b>--</b>	<b>--</b>	<b>--</b>	<b>--</b>	<b>--</b>	<b>--</b>	<b>--</b>	<b>--</b>

### CAREER SEC TOTALS

YEAR	ERA	W-L	APP/GS	SV	IP	H	R	ER	BB	SO	B/AVG
2022	--	--	--	--	--	--	--	--	--	--	--
<b>TOTALS</b>	<b>--</b>	<b>--</b>	<b>--</b>	<b>--</b>	<b>--</b>	<b>--</b>	<b>--</b>	<b>--</b>	<b>--</b>	<b>--</b>	<b>--</b>

# PITCHING GAME-BY-GAME AND CAREER STATS

## #66 THOMAS SCHULTZ, RHP - JR.

**MOST RECENT APP:** (5/13 at Arkansas) W, 3.0 IP, 2 BB/2 K

- Won Omaha Challenge for pitchers as a freshman
- Two-sport athlete who also competed in basketball in high school at Our Lady of Lourdes Regional (Mount Carmel, Pa.)
- Set school and area scoring record in basketball with 2,355 career points
- Double majoring in human and organizational development, and medicine, health and society

### 2022 SEASON TOTALS

OPPONENT	ERA	W-L-S	G/GS	IP	H	R	ER	BB	SO	HR	NP
(2/18) Oklahoma State	0.00	0-0-1	1/0	1.0	0	0	0	0	1	0	7
(2/20) Oklahoma State	9.00	0-1-0	1/0	1.0	3	2	2	0	2	0	26
(2/27) Army	6.00	0-0-0	1/0	1.0	0	0	0	0	1	0	7
(3/1) Central Arkansas	4.50	0-0-1	1/0	1.0	0	0	0	0	2	0	9
(3/6) at Hawaii	3.00	0-0-1	1/0	2.0	1	0	0	1	1	0	21
(3/11) Wagner-1	2.57	0-0-0	1/0	1.0	0	0	0	0	2	0	13
(3/15) Michigan	2.25	1-0-0	1/0	1.0	0	0	0	0	3	0	17
(3/20) Missouri	1.86	0-0-1	1/0	1.2	0	0	0	0	3	0	35
(3/26) at South Carolina	2.38	0-0-0	1/0	1.2	4	1	1	0	1	0	24
(4/3) Tennessee	2.92	0-0-0	1/0	1.0	2	1	1	1	0	0	19
(4/8) at Auburn	2.63	0-0-0	1/0	1.1	0	0	0	0	1	0	14
(4/12) Western Kentucky	2.45	0-0-0	1/0	1.0	0	0	0	0	0	0	16
(4/15) Florida	2.20	1-0-0	1/0	1.2	0	0	0	0	3	0	24
(4/16) Florida	1.96	0-0-1	1/0	2.0	1	0	0	1	2	0	27
(4/24) at Kentucky	1.71	0-0-1	1/0	2.2	1	0	0	1	4	0	36
(5/3) Louisville	1.64	0-0-0	1/0	1.0	1	0	0	0	0	0	8
(5/6) at Georgia	1.52	0-0-1	1/0	1.2	0	0	0	0	1	0	20
(5/8) at Georgia	1.46	0-0-0	1/0	1.0	1	0	0	0	0	0	7
(5/10) Indiana State	1.42	1-0-0	1/0	0.2	0	0	0	0	1	0	8
(5/13) at Arkansas	1.27	1-0-0	1/0	3.0	0	0	0	2	2	0	52
<b>TOTALS</b>	<b>1.27</b>	<b>4-1-7</b>	<b>20/0</b>	<b>28.1</b>	<b>14</b>	<b>4</b>	<b>4</b>	<b>6</b>	<b>30</b>	<b>0</b>	<b>--</b>

### 2021 SEASON TOTALS

OPPONENT	ERA	W-L-S	G/GS	IP	H	R	ER	BB	SO	HR	NP
(2/22) Wright State-2	0.00	0-0-0	1/0	1.0	1	0	0	0	2	0	15
(2/26) Georgia State	3.38	0-1-0	1/1	4.1	4	2	2	2	4	0	75
(3/5) Illinois-Chicago	1.74	1-0-0	1/1	5.0	1	0	0	0	8	0	88
(3/14) at Oklahoma State	6.00	0-1-0	1/1	1.2	6	6	6	0	2	2	61
(3/21) South Carolina	6.19	0-0-0	1/1	4.0	4	3	3	0	4	2	61
(3/27) at Missouri	5.14	1-0-0	1/1	5.0	5	1	1	2	2	0	88
(4/3) at LSU	5.55	0-0-0	1/1	3.1	2	3	3	3	1	1	58
(4/13) Eastern Kentucky	5.04	1-0-0	1/1	6.0	2	0	0	3	4	1	101
(4/20) Austin Peay	4.21	1-0-0	1/1	6.0	2	0	0	3	4	0	86
(4/30) at Florida	4.62	0-0-0	1/0	0.2	1	2	2	3	0	0	29
(5/11) North Alabama	4.39	0-0-0	1/1	4.0	2	2	1	3	4	0	82
(5/27) vs. Arkansas	4.29	0-0-0	1/0	1.0	0	0	0	1	1	0	19
(6/4) Presbyterian	4.19	0-0-0	1/0	1.0	0	0	0	0	1	0	10
(6/30) vs. Mississippi State	4.09	0-0-0	1/0	1.0	1	0	0	0	0	0	16
<b>TOTALS</b>	<b>4.09</b>	<b>4-2-0</b>	<b>14/9</b>	<b>44.0</b>	<b>33</b>	<b>21</b>	<b>20</b>	<b>18</b>	<b>40</b>	<b>6</b>	<b>--</b>

### 2020 SEASON TOTALS

OPPONENT	ERA	W-L-S	G/GS	IP	H	R	ER	BB	SO	HR	NP
(2/18) South Alabama	0.00	0-0-1	1/0	4.0	2	0	0	0	7	0	55
(2/23) Illinois-Chicago	0.00	0-0-0	1/0	1.1	1	0	0	0	0	0	15
(2/29) Hawaii	0.87	0-1-0	1/1	5.0	3	1	1	1	6	0	68
(3/8) vs. TCU	0.66	0-0-0	1/0	3.1	3	0	0	2	4	0	59
<b>TOTALS</b>	<b>0.66</b>	<b>0-1-1</b>	<b>4/1</b>	<b>13.2</b>	<b>9</b>	<b>1</b>	<b>1</b>	<b>3</b>	<b>17</b>	<b>0</b>	<b>--</b>

### CAREER TOTALS

YEAR	ERA	W-L	APP/GS	SV	IP	H	R	ER	BB	SO	B/AVG
2020	0.66	0-1	4/1	1	13.2	9	1	1	3	17	.184
2021	4.09	4-2	14/9	0	44.0	33	21	20	18	40	.209
2022	1.27	4-1	20/0	7	28.1	14	4	4	6	30	.152
<b>TOTALS</b>	<b>2.62</b>	<b>8-4</b>	<b>38/10</b>	<b>8</b>	<b>86.0</b>	<b>56</b>	<b>26</b>	<b>25</b>	<b>27</b>	<b>87</b>	<b>.187</b>

### CAREER SEC TOTALS

YEAR	ERA	W-L	APP/GS	SV	IP	H	R	ER	BB	SO	B/AVG
2021	6.23	1-0	4/3	0	13.0	12	9	9	8	7	.250
2022	1.02	2-0	10/0	4	17.2	9	2	2	5	17	.158
<b>TOTALS</b>	<b>3.23</b>	<b>3-0</b>	<b>14/3</b>	<b>4</b>	<b>30.2</b>	<b>21</b>	<b>11</b>	<b>11</b>	<b>13</b>	<b>24</b>	<b>.200</b>

## #77 BRETT HANSEN, LHP - SO.

**MOST RECENT APP:** (5/14 at Arkansas) 1.0 IP, 2 BB/1 K

- California's top-ranked southpaw and 13th-best overall prospect according to Perfect Game
- 2018 California Mr. Baseball nominee
- Father, Matt Hansen, was a member of the BYU men's basketball team (1988)
- Majoring in human and organizational development

### 2022 SEASON TOTALS

OPPONENT	ERA	W-L-S	G/GS	IP	H	R	ER	BB	SO	HR	NP
(3/11) Wagner-2	0.00	0-0-0	1/0	1.0	1	0	0	0	1	0	13
(3/18) Missouri	0.00	0-0-0	1/0	1.0	0	0	0	1	1	0	12
(3/22) vs. Belmont	0.00	0-0-0	1/0	0.2	0	0	0	0	1	0	8
(4/5) Austin Peay	0.00	0-0-0	1/0	1.0	0	0	0	0	2	0	11
(4/9) at Auburn	0.00	0-0-0	1/0	1.0	1	0	0	0	1	0	11
(4/12) Western Kentucky	0.00	0-0-0	1/0	0.2	0	0	0	0	0	0	6
(4/19) Tennessee Tech	0.00	0-0-0	1/0	1.0	0	0	0	0	0	0	13
(4/28) Texas A&M	0.00	0-0-0	1/0	0.2	1	0	0	0	1	0	18
(5/10) Indiana State	2.08	0-0-0	1/0	1.2	2	3	2	1	0	0	20
(5/14) at Arkansas	1.86	0-0-0	1/0	1.0	0	0	0	2	1	0	21
<b>TOTALS</b>	<b>1.86</b>	<b>0-0-0</b>	<b>10/0</b>	<b>9.2</b>	<b>5</b>	<b>3</b>	<b>2</b>	<b>4</b>	<b>8</b>	<b>0</b>	<b>--</b>

### CAREER TOTALS

YEAR	ERA	W-L	APP/GS	SV	IP	H	R	ER	BB	SO	B/AVG
2022	1.86	0-0	10/0	0	9.2	5	3	2	4	8	.161
<b>TOTALS</b>	<b>1.86</b>	<b>0-0</b>	<b>10/0</b>	<b>0</b>	<b>9.2</b>	<b>5</b>	<b>3</b>	<b>2</b>	<b>4</b>	<b>8</b>	<b>.161</b>

### CAREER SEC TOTALS

YEAR	ERA	W-L	APP/GS	SV	IP	H	R	ER	BB	SO	B/AVG
2022	0.00	0-0	4/0	0	3.2	2	0	0	3	4	.200
<b>TOTALS</b>	<b>0.00</b>	<b>0-0</b>	<b>4/0</b>	<b>0</b>	<b>3.2</b>	<b>2</b>	<b>0</b>	<b>0</b>	<b>3</b>	<b>4</b>	<b>.200</b>

## #88 PATRICK REILLY, RHP - SO.

**MOST RECENT APP:** (5/14 at Arkansas) 1.0 IP, 1 H, 3 R/3 ER, 3 BB/1 K

- New Jersey's top-ranked right hander and second-rated overall prospect
- Led CBA to the 2019 Monmouth County Championship
- Father, Mike Reilly, was a member of the Villanova football team (1986-1990)
- Majoring in human and organizational development

### 2022 SEASON TOTALS

OPPONENT	ERA	W-L-S	G/GS	IP	H	R	ER	BB	SO	HR	NP
(2/18) Oklahoma State	0.00	0-0-0	1/0	4.0	1	0	0	4	7	0	63
(2/25) Army	0.00	1-0-0	1/0	4.0	3	0	0	2	9	0	79
(3/5) at Hawaii-2	0.75	0-0-0	1/0	4.0	4	1	1	1	4	0	61
(3/11) Wagner-1	1.10	1-0-0	1/0	4.1	3	1	1	2	5	0	88
(3/20) Missouri	0.95	0-0-0	1/0	2.2	4	0	0	1	2	0	54
(3/25) at South Carolina	1.09	0-0-0	1/0	5.2	4	1	1	2	14	0	83
(4/3) Tennessee	1.21	0-1-0	1/1	5.0	2	1	1	4	4	1	96
(4/10) at Auburn	2.84	0-1-0	1/1	2.0	6	6	6	3	1	1	62
(4/15) Florida	2.57	0-0-0	1/0	3.1	2	0	0	3	5	0	59
(4/23 at Kentucky)	2.37	0-0-0	1/0	3.0	0	0	0	1	4	0	46
(4/28) Texas A&M	2.85	0-0-0	1/0	3.0	4	3	3	3	3	0	78
(5/7) at Georgia	3.29	0-0-0	1/0	0.0	2	2	2	0	0	1	6
(5/10) Indiana State	3.14	0-0-0	1/0	2.0	0	0	0	2	2	0	33
(5/14) at Arkansas	3.68	0-0-0	1/0	1.0	1	3	3	3	1	0	33
<b>TOTALS</b>	<b>3.68</b>	<b>2-3-0</b>	<b>14/3</b>	<b>44.0</b>	<b>36</b>	<b>18</b>	<b>18</b>	<b>31</b>	<b>61</b>	<b>3</b>	<b>--</b>

### 2021 SEASON TOTALS

OPPONENT	ERA	W-L-S	G/GS	IP	H	R	ER	BB	SO	HR	NP
(2/24) Western Kentucky	0.00	0-0-0	1/0	1.0	1	0	0	0	1	0	14
(2/26) Georgia State	0.00	0-0-0	1/0	1.0	1	0	0	0	1	0	22
(3/5) Illinois-Chicago	0.00	0-0-0	1/0	1.0	0	0	0	0	2	0	17
(3/9) Memphis	0.00	1-0-0	1/0	3.1	1	0	0	0	4	0	45
(3/14) at Oklahoma State	2.89	0-0-0	1/0	3.0	4	3	3	2	4	2	61
(3/23) Lipscomb	2.25	1-0-0	1/0	2.2	1	0	0	2	3	0	56
(3/30) Tennessee Tech	1.93	1-0-0	1/0	2.0	1	0	0	0	2	0	21
(4/10) Georgia	3.18	0-1-0	1/1	3.0	3	3	3	1	3	1	56
(4/18) at Tennessee	3.60	0-0-0	1/1	3.0	2	2	2	3	5	2	66
(4/25) Mississippi State	4.87	0-0-0	1/1	0.1	2	3	3	4	1	0	29
(5/2) at Florida	4.24	0-0-0	1/0	3.0	1	0	0	1	5	0	48
(5/8) Alabama	3.86	1-0-0	1/1	7.0	2	2	2	2	9	1	108
(5/16) at Ole Miss	4.68	0-1-0	1/1	2.1	3	4	4	3	3	0	53
(5/22) Kentucky	4.54	0-0-0	1/1	5.0	4	2	2	3	3	1	76
(6/6) vs. Georgia Tech	4.89	0-0-0	1/1	4.2	4	6	4	3	6	1	98
(6/29) vs. Mississippi State	4.98	0-0-0	1/0	1.0	1	1	1	4	1	0	45
<b>TOTALS</b>	<b>4.98</b>	<b>4-2-0</b>	<b>16/7</b>	<b>43.1</b>	<b>31</b>	<b>26</b>	<b>24</b>	<b>28</b>	<b>53</b>	<b>8</b>	<b>--</b>

### CAREER TOTALS

YEAR	ERA	W-L	APP/GS	SV	IP	H	R	ER	BB	SO	B/AVG
2021	4.98	4-2	16/7	0	43.1	31	26	24	28	53	.194
2022	3.68	2-3	14/3	0	44.0	36	18	18	31	61	.224
TOTALS	4.33	6-5	30/10	0	87.1	67	44	42	59	114	.209

# PITCHING GAME-BY-GAME AND CAREER STATS

## #95 DEVIN FUTRELL, LHP - FR.

**MOST RECENT APP:** (5/13 at Arkansas) GS, 5.0 IP, 5 H, 4 R/4 ER, 2 BB/4 K

- Attended American Heritage High School (Pembroke Pines, Fla.)
- Florida's second-best southpaw according to Perfect Game
- Owned a 0.67 ERA as a senior in 2021, while posting 78 strikeouts and finishing with an 8-1 record
- Registered 180 strikeouts across his four prep seasons

### 2022 SEASON TOTALS

OPPONENT	ERA	W-L-S	G/GS	IP	H	R	ER	BB	SO	HR	NP
(2/23) Evansville	0.00	1-0-0	1/1	4.0	1	0	0	0	8	0	53
(3/1) Central Arkansas	0.00	1-0-0	1/1	2.0	0	0	0	1	2	0	24
(3/6) at Hawaii	0.00	1-0-0	1/0	1.0	2	0	0	0	1	0	26
(3/15) Michigan	1.50	0-0-0	1/1	5.0	4	2	2	1	7	0	60
(3/22) vs. Belmont	2.65	1-0-0	1/1	5.0	6	3	3	1	3	0	75
(3/29) vs. Lipscomb	2.08	1-0-0	1/1	9.0	2	1	1	2	6	0	106
(4/5) Austin Peay	2.27	1-0-0	1/1	5.2	6	2	2	0	10	1	78
(4/12) Western Kentucky	2.45	1-0-0	1/1	5.0	3	2	2	0	7	1	61
(4/19) Tennessee Tech	2.11	1-0-0	1/1	6.0	3	0	0	0	6	0	81
(5/3) Louisville	2.03	0-1-0	1/1	6.0	6	1	1	1	5	1	88
(5/13) at Arkansas	2.52	0-0-0	1/1	5.0	5	4	4	2	4	3	84
<b>TOTALS</b>	<b>2.52</b>	<b>8-1-0</b>	<b>11/10</b>	<b>532.2</b>	<b>38</b>	<b>15</b>	<b>15</b>	<b>8</b>	<b>59</b>	<b>6</b>	<b>--</b>

### CAREER TOTALS

YEAR	ERA	W-L	APP/GS	SV	IP	H	R	ER	BB	SO	B/AVG
2022	2.52	8-1	11/10	0	53.2	38	15	15	8	59	.196
<b>TOTALS</b>	<b>2.52</b>	<b>8-1</b>	<b>11/10</b>	<b>0</b>	<b>53.2</b>	<b>38</b>	<b>15</b>	<b>15</b>	<b>8</b>	<b>59</b>	<b>.196</b>

### CAREER SEC TOTALS

YEAR	ERA	W-L	APP/GS	SV	IP	H	R	ER	BB	SO	B/AVG
2022	7.20	0-0	1/1	0	5.0	5	4	4	2	4	.250
<b>TOTALS</b>	<b>7.20</b>	<b>0-0</b>	<b>1/1</b>	<b>0</b>	<b>5.0</b>	<b>5</b>	<b>4</b>	<b>4</b>	<b>2</b>	<b>4</b>	<b>.250</b>

## #97 BRYCE CUNNINGHAM, RHP - FR.

**MOST RECENT APP:** (5/17 vs. Middle Tennessee) GS, 4.0 IP, 4 H, 1 R/1 ER, 2 BB/2 K

- Attended Headland High School (Headland, Ala.)
- The ninth-best overall prospect in the state of Alabama according to Perfect Game
- Struck out 77 batters as a senior across 46 innings of work, while sporting a 0.76 ERA
- Two-sport athlete who also lettered in basketball for two seasons

### 2022 SEASON TOTALS

OPPONENT	ERA	W-L-S	G/GS	IP	H	R	ER	BB	SO	HR	NP
(2/23) Evansville	0.00	0-0-0	1/0	2.0	0	0	0	2	3	0	34
(3/1) Central Arkansas	0.00	0-0-0	1/0	2.0	1	0	0	1	2	0	41
(3/11) Wagner-2	0.00	0-0-0	1/0	1.0	0	0	0	0	1	0	13
(3/18) Missouri	0.00	0-0-0	1/0	2.0	1	0	0	0	4	0	25
(3/26) at South Carolina	1.74	0-0-0	1/1	3.1	4	2	2	1	2	1	52
(4/2) Tennessee	1.50	0-0-0	1/0	1.2	1	0	0	0	2	0	23
(4/9) at Auburn	1.15	1-0-0	1/0	3.2	0	1	0	2	0	0	55
(4/17) Florida	1.66	0-0-0	1/1	6.0	7	3	2	1	3	1	87
(4/24) at Kentucky	1.75	1-0-0	1/1	4.0	3	1	1	1	2	1	61
(4/30) Texas A&M	3.95	0-1-0	1/1	1.2	6	7	7	4	3	0	56
(5/10) Indiana State	4.91	0-0-0	1/1	2.0	4	4	4	0	3	1	49
(5/17) Middle Tennessee	4.59	0-0-0	1/1	4.0	4	1	1	2	2	0	73
<b>TOTALS</b>	<b>4.59</b>	<b>2-1-0</b>	<b>12/6</b>	<b>33.1</b>	<b>31</b>	<b>19</b>	<b>17</b>	<b>14</b>	<b>27</b>	<b>4</b>	<b>--</b>

### CAREER TOTALS

YEAR	ERA	W-L	APP/GS	SV	IP	H	R	ER	BB	SO	B/AVG
2022	4.59	2-1	12/6	0	33.1	31	19	17	14	27	.248
<b>TOTALS</b>	<b>4.59</b>	<b>2-1</b>	<b>12/6</b>	<b>0</b>	<b>33.1</b>	<b>31</b>	<b>19</b>	<b>17</b>	<b>14</b>	<b>27</b>	<b>.248</b>

### CAREER SEC TOTALS

YEAR	ERA	W-L	APP/GS	SV	IP	H	R	ER	BB	SO	B/AVG
2022	4.84	2-1	7/4	0	22.1	22	14	12	9	16	.256
<b>TOTALS</b>	<b>4.84</b>	<b>2-1</b>	<b>7/4</b>	<b>0</b>	<b>22.1</b>	<b>22</b>	<b>14</b>	<b>12</b>	<b>9</b>	<b>16</b>	<b>.256</b>

## #98 GREYSEN CARTER, RHP - FR.

**MOST RECENT APP:** (3/22 vs. Belmont) 0.1 IP, 1 R/0 ER, 3 BB

- Attended Fairview High School (Louisville, Colo.)
- The top overall prospect in the state of Colorado according to Perfect Game
- Earned all-state and all-conference honors in basketball
- Scored over 1,000 points across his high school basketball career

### 2022 SEASON TOTALS

OPPONENT	ERA	W-L-S	G/GS	IP	H	R	ER	BB	SO	HR	NP
(3/5) at Hawaii-2	0.00	0-0-0	1/0	1.0	0	0	0	0	2	0	15
(3/13) Wagner	4.50	0-0-0	1/0	1.0	1	1	1	1	1	0	19
(3/22) vs. Belmont	3.86	0-0-0	1/0	0.1	0	1	0	3	0	0	18
<b>TOTALS</b>	<b>3.86</b>	<b>0-0-0</b>	<b>3/0</b>	<b>2.1</b>	<b>1</b>	<b>2</b>	<b>1</b>	<b>4</b>	<b>3</b>	<b>0</b>	<b>--</b>

### CAREER TOTALS

YEAR	ERA	W-L	APP/GS	SV	IP	H	R	ER	BB	SO	B/AVG
2022	3.86	0-0	3/0	0	2.1	1	2	1	4	3	.125
<b>TOTALS</b>	<b>3.86</b>	<b>0-0</b>	<b>3/0</b>	<b>0</b>	<b>2.1</b>	<b>1</b>	<b>2</b>	<b>1</b>	<b>4</b>	<b>3</b>	<b>.125</b>

### CAREER SEC TOTALS

YEAR	ERA	W-L	APP/GS	SV	IP	H	R	ER	BB	SO	B/AVG
2022	--	--	--	--	--	--	--	--	--	--	--
<b>TOTALS</b>	<b>--</b>	<b>--</b>	<b>--</b>	<b>--</b>	<b>--</b>	<b>--</b>	<b>--</b>	<b>--</b>	<b>--</b>	<b>--</b>	<b>--</b>

## #99 JACK ANDERSON, RHP - 5<sup>TH</sup>

**MOST RECENT APP:** (5/3 vs. Louisville) 1.0 IP, 1 BB/3 K

- Graduate transfer from Princeton
- Struck out 30 batters across 38.1 innings of work for the Tigers
- Attended Montgomery Bell Academy (Nashville, Tenn.)
- Majoring in leadership and organizational performance

### 2022 SEASON TOTALS

OPPONENT	ERA	W-L-S	G/GS	IP	H	R	ER	BB	SO	HR	NP
(2/19) Oklahoma State	0.00	0-0-0	1/0	1.0	0	0	0	1	3	0	22
(2/26) Army	0.00	0-0-0	1/0	1.0	1	0	0	0	2	0	15
(3/1) Central Arkansas	0.00	0-0-0	1/0	1.0	0	0	0	1	2	0	16
(3/11) Wagner-2	0.00	0-0-0	1/0	1.0	0	0	0	0	2	0	16
(3/15) Michigan	0.00	0-0-0	1/0	0.2	0	0	0	0	2	0	9
(3/20) Missouri	0.00	0-0-0	1/0	0.0	1	0	0	1	0	0	12
(3/25) at South Carolina	0.00	0-0-0	1/0	1.0	1	0	0	1	0	0	21
(4/5) Austin Peay	0.00	0-0-0	1/0	1.0	0	0	0	1	0	0	9
(4/19) Tennessee Tech	0.00	0-0-0	1/0	1.0	0	0	0	0	2	0	9
(4/28) Texas A&M	0.00	0-0-0	1/0	0.1	0	0	0	0	0	0	2
(4/30) Texas A&M	0.00	0-0-0	1/0	1.0	0	0	0	0	2	0	13
(5/3) Louisville	0.00	0-0-0	1/0	1.0	0	0	0	1	3	0	21
<b>TOTALS</b>	<b>0.00</b>	<b>0-0-0</b>	<b>12/0</b>	<b>10.0</b>	<b>3</b>	<b>0</b>	<b>0</b>	<b>6</b>	<b>18</b>	<b>0</b>	<b>--</b>

### CAREER TOTALS

YEAR	ERA	W-L	APP/GS	SV	IP	H	R	ER	BB	SO	B/AVG
2022	0.00	0-0	12/0	0	10.0	3	0	0	6	18	.097
<b>TOTALS</b>	<b>0.00</b>	<b>0-0</b>	<b>12/0</b>	<b>0</b>	<b>10.0</b>	<b>3</b>	<b>0</b>	<b>0</b>	<b>6</b>	<b>18</b>	<b>.097</b>

### CAREER SEC TOTALS

YEAR	ERA	W-L	APP/GS	SV	IP	H	R	ER	BB	SO	B/AVG
2022	0.00	0-0	4/0	0	2.1	2	0	0	2	2	.250
<b>TOTALS</b>	<b>0.00</b>	<b>0-0</b>	<b>4/0</b>	<b>0</b>	<b>2.1</b>	<b>2</b>	<b>0</b>	<b>0</b>	<b>2</b>	<b>2</b>	<b>.250</b>

# STUDENT-ATHLETE NOTES (BATTING)

## #1 MATTHEW POLK, UTL - FR.

**LAST SERIES:** (at #4 Arkansas) 1 G/0 GS, .000 (0-1)

**LAST 10 GAMES:** 3 G/1 GS, .000 (0-4)

**CURRENT STREAK:** --

- Hit first career home run at Kentucky (4/23/22)
- Tallied first collegiate hit and RBI on 2/26/22 vs. Army
- Attended Orange Lutheran (Long Beach, Calif.)
- Brother, Michael, is a member of the Princeton football team (2019-pres.)

### CAREER TOTALS

YEAR	GP-GS	AVG	AB	R	H	2B	3B	HR	RBI	BB	SO	SB-A
2022	19-6	.250	28	5	7	1	0	1	7	1	9	1-2
<b>TOTALS</b>	<b>1-6</b>	<b>.250</b>	<b>28</b>	<b>5</b>	<b>7</b>	<b>1</b>	<b>0</b>	<b>1</b>	<b>7</b>	<b>1</b>	<b>9</b>	<b>1-2</b>

### CAREER SEC TOTALS

YEAR	GP-GS	AVG	AB	R	H	2B	3B	HR	RBI	BB	SO	SB-A
2022	7-4	.214	14	3	3	1	0	1	3	1	5	0-0
<b>TOTALS</b>	<b>7-4</b>	<b>.214</b>	<b>14</b>	<b>3</b>	<b>3</b>	<b>1</b>	<b>0</b>	<b>1</b>	<b>3</b>	<b>1</b>	<b>5</b>	<b>0-0</b>

## #2 JAVIER VAZ, IF - SR.

**LAST SERIES:** (at #4 Arkansas) 3 G/3 GS, .200 (2-10), 2B, RBI, 2 R, 2 BB

**LAST 10 GAMES:** 9 G/9 GS, .313 (10-32), HR, 3 2B, 6 RBI, 3 R, 7 BB

**CURRENT STREAK:** --

- Hit first home run as a Commodore on 2/20/22 vs. Oklahoma State
- Started Vanderbilt's final nine games of the season, including all seven games of the College World Series
- Attended LSU Eunice Junior College in 2020
- Majoring in medicine, health and society

### CAREER TOTALS

YEAR	GP-GS	AVG	AB	R	H	2B	3B	HR	RBI	BB	SO	SB-A
2021	23-11	.238	42	7	10	2	0	0	1	10	5	5-5
2022	41-35	.266	124	18	33	9	1	4	26	21	14	6-7
<b>TOTALS</b>	<b>64-46</b>	<b>.259</b>	<b>166</b>	<b>25</b>	<b>43</b>	<b>11</b>	<b>1</b>	<b>4</b>	<b>27</b>	<b>31</b>	<b>19</b>	<b>11-12</b>

### CAREER SEC TOTALS

YEAR	GP-GS	AVG	AB	R	H	2B	3B	HR	RBI	BB	SO	SB-A
2021	3-1	.000	2	0	0	0	0	0	0	2	1	0-0
2022	21-16	.217	60	7	13	4	0	2	9	10	38	4-4
<b>TOTALS</b>	<b>24-17</b>	<b>.210</b>	<b>62</b>	<b>7</b>	<b>13</b>	<b>4</b>	<b>0</b>	<b>2</b>	<b>9</b>	<b>12</b>	<b>39</b>	<b>4-4</b>

## #3 ROB GORDON, IF - FR.

**LAST SERIES:** (at #4 Arkansas) 0 G/0 GS

**LAST 10 GAMES:** 1 G/0 GS, .000 (0-1)

**CURRENT STREAK:** --

- Attended Grady High School (Smyrna, Ga.)
- The seventh overall prospect in the state of Georgia according to Perfect Game
- Rated the third-best shortstop prospect in Georgia
- 2021 Perfect Game Preseason All-America

### CAREER TOTALS

YEAR	GP-GS	AVG	AB	R	H	2B	3B	HR	RBI	BB	SO	SB-A
2022	9-3	.167	12	4	2	2	0	0	3	1	6	2-3
<b>TOTALS</b>	<b>9-3</b>	<b>.167</b>	<b>12</b>	<b>4</b>	<b>2</b>	<b>2</b>	<b>0</b>	<b>0</b>	<b>3</b>	<b>1</b>	<b>6</b>	<b>2-3</b>

### CAREER SEC TOTALS

YEAR	GP-GS	AVG	AB	R	H	2B	3B	HR	RBI	BB	SO	SB-A
2022	5-2	.125	8	1	1	1	0	0	0	0	5	1-1
<b>TOTALS</b>	<b>5-2</b>	<b>.125</b>	<b>8</b>	<b>1</b>	<b>1</b>	<b>1</b>	<b>0</b>	<b>0</b>	<b>0</b>	<b>0</b>	<b>5</b>	<b>1-1</b>

## #6 TATE KOLWYCK, IF - SR.

**LAST SERIES:** (at #4 Arkansas) 3 G/3 GS, .300 (3-10), 2 HR, 2B, 5 RBI, 3 R, 2 BB

**LAST 10 GAMES:** 9 G/8 GS, .214 (6-28), 2 HR, 2 2B, 6 RBI, 3 R, 2 BB

**CURRENT STREAK:** --

- Named SEC Player of the Week on March 21
- Two-sport athlete in high school at Arlington High School, who also competed in football
- School-record 10,213 yards passing as a prep quarterback at Arlington (Memphis, Tenn.)
- Majoring in human and organizational development

### CAREER TOTALS

YEAR	GP-GS	AVG	AB	R	H	2B	3B	HR	RBI	BB	SO	SB-A
2019	4-0	.667	3	1	2	2	0	0	1	1	0	0-0
2020	11-6	.174	23	2	4	2	0	1	4	3	8	0-0
2021	43-39	.290	138	28	40	10	1	6	25	16	35	2-2
2022	45-44	.277	159	25	44	11	0	8	31	15	45	0-0
<b>TOTALS</b>	<b>103-89</b>	<b>.279</b>	<b>323</b>	<b>56</b>	<b>90</b>	<b>25</b>	<b>1</b>	<b>15</b>	<b>61</b>	<b>35</b>	<b>88</b>	<b>2-2</b>

### CAREER SEC TOTALS

YEAR	GP-GS	AVG	AB	R	H	2B	3B	HR	RBI	BB	SO	SB-A
2021	15-14	.321	53	12	17	5	0	3	8	2	12	1-1
2022	22-21	.303	76	12	23	4	0	4	16	10	26	0-0
<b>TOTALS</b>	<b>37-35</b>	<b>.310</b>	<b>129</b>	<b>24</b>	<b>40</b>	<b>9</b>	<b>0</b>	<b>7</b>	<b>24</b>	<b>12</b>	<b>38</b>	<b>1-1</b>

## #9 CARTER YOUNG, IF - JR.

**LAST SERIES:** (at #4 Arkansas) 2 G/2 GS, .125 (1-8), 2 R

**LAST 10 GAMES:** 8 G/8 GS, .071 (2-28), HR, 2 RBI, 4 R, 2 BB

**CURRENT STREAK:** --

- Led the team in home runs with 16 on the campaign, which tied him for sixth in the SEC
- Registered 52 RBI, placing him second on the squad
- Selected to the 2021 Newcomer All-SEC Team
- Majoring in American studies

### CAREER TOTALS

YEAR	GP-GS	AVG	AB	R	H	2B	3B	HR	RBI	BB	SO	SB-A
2020	18-18	.328	61	10	20	3	0	0	12	4	17	1-1
2021	61-61	.252	238	47	60	15	5	16	52	31	84	9-10
2022	48-48	.204	167	31	34	5	3	6	23	28	61	2-4
<b>TOTALS</b>	<b>127-127</b>	<b>.245</b>	<b>466</b>	<b>88</b>	<b>114</b>	<b>23</b>	<b>8</b>	<b>22</b>	<b>87</b>	<b>63</b>	<b>162</b>	<b>12-15</b>

### CAREER SEC TOTALS

YEAR	GP-GS	AVG	AB	R	H	2B	3B	HR	RBI	BB	SO	SB-A
2021	26-26	.227	110	20	25	5	3	10	30	12	42	6-6
2022	26-26	.170	94	13	16	3	0	2	9	10	38	0-0
<b>TOTALS</b>	<b>52-52</b>	<b>.201</b>	<b>204</b>	<b>33</b>	<b>41</b>	<b>8</b>	<b>3</b>	<b>12</b>	<b>39</b>	<b>22</b>	<b>80</b>	<b>6-6</b>

## #10 T.J. MCKENZIE, OF - JR.

**LAST SERIES:** (at #4 Arkansas) 1 G/1 GS, .333 (1-3), RBI, R

**LAST 10 GAMES:** 2 G/1 GS, .250 (1-4), RBI, R

**CURRENT STREAK:** --

- Recorded his first career hit, a two-run home run, vs. Evansville (2/23)
- Selected in the 39th round of the 2019 MLB Draft by the St. Louis Cardinals
- Brother, Triston, is a pitcher in the Cleveland Guardians organization
- Majoring in communication studies

### CAREER TOTALS

YEAR	GP-GS	AVG	AB	R	H	2B	3B	HR	RBI	BB	SO	SB-A
2020	8-0	.000	1	1	0	0	0	0	0	0	0	0-0
2021	4-0	.000	1	0	0	0	0	0	0	0	1	0-0
2022	13-2	.333	15	3	5	1	0	1	6	1	5	0-0
<b>TOTALS</b>	<b>25-2</b>	<b>.294</b>	<b>17</b>	<b>4</b>	<b>5</b>	<b>1</b>	<b>0</b>	<b>1</b>	<b>6</b>	<b>1</b>	<b>6</b>	<b>0-0</b>

### CAREER SEC TOTALS

YEAR	GP-GS	AVG	AB	R	H	2B	3B	HR	RBI	BB	SO	SB-A
2021	--	--	--	--	--	--	--	--	--	--	--	--
2022	1-1	.333	3	1	1	0	0	0	1	0	2	0-0
<b>TOTALS</b>	<b>1-1</b>	<b>.333</b>	<b>3</b>	<b>1</b>	<b>1</b>	<b>0</b>	<b>0</b>	<b>0</b>	<b>1</b>	<b>0</b>	<b>2</b>	<b>0-0</b>

## #11 DAVIS DIAZ, IF - FR.

**LAST SERIES:** (at #4 Arkansas) 3 G/3 GS, .091 (1-11), RBI, R, 2 BB

**LAST 10 GAMES:** 10 G/10 GS, .167 (6-36), HR, 2 RBI, 4 R, 5 BB

**CURRENT STREAK:** --

- SEC Freshman of the Week (March 7, 2022)
- First career hit came against Evansville (2/23) in his first collegiate start
- The No. 12 overall prospect in the state of California according to Perfect Game
- Three-time gold medalist with the USA Baseball National Team (2015, 2017, 2018)

### CAREER TOTALS

YEAR	GP-GS	AVG	AB	R	H	2B	3B	HR	RBI	BB	SO	SB-A
2022	49-46	.229	157	36	36	8	0	2	20	33	30	4-4
<b>TOTALS</b>	<b>49-46</b>	<b>.229</b>	<b>157</b>	<b>36</b>	<b>36</b>	<b>8</b>	<b>0</b>	<b>2</b>	<b>20</b>	<b>33</b>	<b>30</b>	<b>4-4</b>

### CAREER SEC TOTALS

YEAR	GP-GS	AVG	AB	R	H	2B	3B	HR	RBI	BB	SO	SB-A
2022	26-25	.157	89	14	14	2	0	1	8	15	23	1-1
<b>TOTALS</b>	<b>26-25</b>	<b>.157</b>	<b>89</b>	<b>14</b>	<b>14</b>	<b>2</b>	<b>0</b>	<b>1</b>	<b>8</b>	<b>15</b>	<b>23</b>	<b>1-1</b>

# STUDENT-ATHLETE NOTES (BATTING)

## #12 DOMINIC KEEGAN, UTL - SR.

**LAST SERIES:** (at #4 Arkansas) 3 G/3 GS, .200 (2-10), 2B, 4 RBI, R, 2 BB  
**LAST 10 GAMES:** 10 G/10 GS, .297 (11-37), 4 HR, 2 2B, 15 RBI, 7 R, 8 BB  
**CURRENT STREAK:** 20-game on-base streak

- Selected by the New York Yankees with the 573rd pick in the 19th round of the 2021 MLB Draft
- Second Team All-America honors from Perfect Game in 2021
- ABCA All-Southeast Region first team selection
- Majoring in communication studies

### CAREER TOTALS

YEAR	GP-GS	AVG	AB	R	H	2B	3B	HR	RBI	BB	SO	SB-A
2019	15-0	.227	22	3	5	1	0	0	1	2	6	0-0
2020	9-8	.242	33	3	8	2	0	0	4	2	10	0-0
2021	60-60	.345	232	56	80	17	3	15	57	30	74	0-1
2022	51-51	.384	190	38	73	16	2	12	57	30	39	1-1
TOTALS	135-119	.348	477	100	166	36	5	27	119	64	129	1-2

### CAREER SEC TOTALS

YEAR	GP-GS	AVG	AB	R	H	2B	3B	HR	RBI	BB	SO	SB-A
2019	7-0	.111	9	0	1	0	0	0	0	2	2	0-0
2020	--	--	--	--	--	--	--	--	--	--	--	--
2021	27-27	.319	113	21	36	5	0	5	19	9	42	0-1
2022	27-27	.352	105	18	37	9	1	6	27	15	24	0-0
TOTALS	61-54	.326	227	39	74	14	1	11	46	26	68	0-1

## #13 JONATHAN VASTINE, IF - FR.

**LAST SERIES:** (at #4 Arkansas) 0 G/0 GS  
**LAST 10 GAMES:** 4 G/2 GS, .111 (1-9), 2B, 2 R, BB  
**CURRENT STREAK:** --

- First collegiate hit came against Oklahoma State (2/19)
- The No. 19 overall prospect in the state of Florida according to Perfect Game
- Rated the sixth-best shortstop in Georgia
- 2021 Perfect Game Preseason All-America

### CAREER TOTALS

YEAR	GP-GS	AVG	AB	R	H	2B	3B	HR	RBI	BB	SO	SB-A
2022	25-10	.163	43	6	7	2	0	0	5	3	16	1-1
TOTALS	25-10	.163	43	6	7	2	0	0	5	3	16	1-1

### CAREER SEC TOTALS

YEAR	GP-GS	AVG	AB	R	H	2B	3B	HR	RBI	BB	SO	SB-A
2022	14-6	.154	26	3	4	2	0	0	4	1	11	0-0
TOTALS	14-6	.154	26	3	4	2	0	0	4	1	11	0-0

## #16 JACK BULGER, UTL - SO.

**LAST SERIES:** (at #4 Arkansas) 3 G/3 GS, .250 (3-12), HR, RBI, 3 R, BB  
**LAST 10 GAMES:** 10 G/10 GS, .162 (6-37), HR, 2B, 3 RBI, 4 R, 7 BB  
**CURRENT STREAK:** --

- Selected to the Freshman All-SEC Team
- Named SEC Co-Freshman of the Week on April 19, 2021
- Notched his first multi-hit outing of the season in the series opener with Georgia State (Feb. 26), finishing 2-for-4 with one run scored
- Majoring in economics

### CAREER TOTALS

YEAR	GP-GS	AVG	AB	R	H	2B	3B	HR	RBI	BB	SO	SB-A
2021	50-41	.274	157	32	43	7	0	5	28	25	40	2-2
2022	48-47	.276	174	27	48	6	0	4	22	25	21	6-6
TOTALS	98-88	.275	331	59	91	13	0	9	50	50	61	8-8

### CAREER SEC TOTALS

YEAR	GP-GS	AVG	AB	R	H	2B	3B	HR	RBI	BB	SO	SB-A
2021	22-21	.321	81	13	26	4	0	4	19	8	24	1-1
2022	27-27	.273	99	14	27	4	0	2	14	15	15	2-2
TOTALS	49-48	.294	180	27	53	8	0	6	33	23	39	3-3

## #18 JD ROGERS, OF - FR.

**LAST SERIES:**  
**LAST 10 GAMES:**  
**CURRENT STREAK:** --

- Attended Carmel High School (Carmel, Ind.)
- The third overall prospect in the state of Indiana according to Perfect Game, and the top-ranked outfielder
- Rated the No. 30 outfielder prospect nationally
- 2021 Perfect Game Preseason All-America

### CAREER TOTALS

YEAR	GP-GS	AVG	AB	R	H	2B	3B	HR	RBI	BB	SO	SB-A
2022	--	--	--	--	--	--	--	--	--	--	--	--
TOTALS	--	--	--	--	--	--	--	--	--	--	--	--

### CAREER SEC TOTALS

YEAR	GP-GS	AVG	AB	R	H	2B	3B	HR	RBI	BB	SO	SB-A
2022	--	--	--	--	--	--	--	--	--	--	--	--
TOTALS	--	--	--	--	--	--	--	--	--	--	--	--

## #19 TROY LANEVE, OF - JR.

**LAST SERIES:** (at #4 Arkansas) 1 G/1 GS, .000 (0-2)  
**LAST 10 GAMES:** 3 G/1 GS, .000 (0-2), R, 2 BB  
**CURRENT STREAK:** --

- Named SEC Player of the Week on May 24, 2021
- Belted a walk-off home run in the series opener against Kentucky (May 20), helping Vanderbilt to a 4-2 victory
- Recorded four RBI in the 10-0 NCAA Regional-opening win over Presbyterian (June 4)
- Majoring in human and organizational development

### CAREER TOTALS

YEAR	GP-GS	AVG	AB	R	H	2B	3B	HR	RBI	BB	SO	SB-A
2020	2-0	.000	1	0	0	0	0	0	0	0	1	0-0
2021	37-19	.286	84	16	24	7	0	6	22	4	27	0-0
2022	19-9	.182	33	7	6	0	0	2	7	7	12	0-0
TOTALS	58-28	.254	118	23	30	7	0	8	29	11	40	0-0

### CAREER SEC TOTALS

YEAR	GP-GS	AVG	AB	R	H	2B	3B	HR	RBI	BB	SO	SB-A
2021	12-7	.419	31	9	13	2	0	4	9	2	8	0-0
2022	8-4	.154	13	2	2	0	0	1	4	2	8	0-0
TOTALS	20-11	.341	44	11	15	2	0	5	13	4	16	0-0

## #21 CALVIN HEWETT, OF - SO.

**LAST SERIES:** (at #4 Arkansas) 0 G/0 GS  
**LAST 10 GAMES:** 5 G/4 GS, .294 (5-17), HR, 5 RBI, 2 R, BB  
**CURRENT STREAK:** 12-game on-base streak

- Hit first collegiate home run vs. Wagner (March 13)
- Notched first hit, a two-RBI double, in the series opener versus Illinois-Chicago (March 5)
- Registered a pair of knocks in a 5-2 win over Georgia (April 9)
- Undeclared major

### CAREER TOTALS

YEAR	GP-GS	AVG	AB	R	H	2B	3B	HR	RBI	BB	SO	SB-A
2021	15-2	.571	7	3	4	2	0	0	3	1	1	0-0
2022	26-14	.393	61	16	24	2	0	3	13	8	16	4-5
TOTALS	41-16	.412	68	19	28	4	0	3	16	9	17	4-5

### CAREER SEC TOTALS

YEAR	GP-GS	AVG	AB	R	H	2B	3B	HR	RBI	BB	SO	SB-A
2021	3-2	.400	5	0	2	0	0	0	0	1	1	0-0
2022	13-10	.368	38	8	14	1	0	2	9	8	11	1-1
TOTALS	16-12	.372	43	8	16	1	0	2	9	9	12	1-1

## #23 KENNY MALLORY JR., UTL - FR.

**LAST SERIES:** (at #4 Arkansas) 0 G  
**LAST 10 GAMES:** 0 G/0 GS  
**CURRENT STREAK:** --

- Made collegiate debut vs. Wagner (March 13)
- Attended Mountain View High School (Lawrenceville, Ga.)
- The No. 20 overall prospect in the state of Georgia according to Perfect Game
- 2021 Perfect Game Preseason All-America

### CAREER TOTALS

YEAR	GP-GS	AVG	AB	R	H	2B	3B	HR	RBI	BB	SO	SB-A
2022	3-0	.000	4	0	0	0	0	0	0	0	2	0-0
TOTALS	3-0	.000	4	0	0	0	0	0	0	0	2	0-0

### CAREER SEC TOTALS

YEAR	GP-GS	AVG	AB	R	H	2B	3B	HR	RBI	BB	SO	SB-A
2022	--	--	--	--	--	--	--	--	--	--	--	--
TOTALS	--	--	--	--	--	--	--	--	--	--	--	--

## #25 PARKER NOLAND, IF - JR.

**LAST SERIES:** (at #4 Arkansas) 3 G/2 GS, .571 (4-7), HR, 2 2B, 3 RBI, 3 R, BB  
**LAST 10 GAMES:** 7 G/5 GS, .286 (6-21), 2 HR, 2 2B, 5 RBI, 4 R, BB  
**CURRENT STREAK:** --

- Started 66 of Vanderbilt's 67 games in 2021
- Tallied 64 hits on the season to rank fourth on the team
- Notched four hits in the three games of the NCAA Regional against Presbyterian and Georgia Tech (June 4-6)
- Majoring in human and organizational development

### CAREER TOTALS

YEAR	GP-GS	AVG	AB	R	H	2B	3B	HR	RBI	BB	SO	SB-A
2020	17-14	.259	58	8	15	3	0	0	11	7	14	2-2
2021	66-66	.260	246	39	64	15	0	7	43	28	77	4-4
2022	37-29	.245	106	22	26	5	0	5	17	17	35	3-5
TOTALS	120-109	.256	410	69	105	23	0	12	71	52	126	9-11

### CAREER SEC TOTALS

YEAR	GP-GS	AVG	AB	R	H	2B	3B	HR	RBI	BB	SO	SB-A
2021	28-28	.222	108	18	24	8	0	4	13	11	41	0-0
2022	18-14	.294	51	9	15	5	0	3	7	7	15	0-1
TOTALS	46-42	.245	159	27	39	13	0	7	20	18	56	0-1

# STUDENT-ATHLETE NOTES (BATTING)

## #34 SPENCER JONES, UTL - JR.

**LAST SERIES:** (at #4 Arkansas) 3 G/3 GS, .000 (0-1), R, 2 BB

**LAST 10 GAMES:** 10 G/10 GS, .390 (16-41), 2 2B, 2 3B, 6 RBI, 11 R, 4 BB, 4 SB

**CURRENT STREAK:** --

- Scored the winning run against Stanford in the College World Series to help Vanderbilt walk it off against the Cardinal (June 25)
- Recorded a career-high four hits in the second game of the LSU (April 2), helping the Commodores to a series-clinching victory over the Tigers
- Selected in the 31st round of the 2019 MLB Draft by the Los Angeles Angels
- Majoring in communication studies

### CAREER TOTALS

YEAR	GP-GS	AVG	AB	R	H	2B	3B	HR	RBI	BB	SO	SB-A
2020	14-8	.206	34	8	7	4	0	0	3	4	7	1-1
2021	34-24	.274	95	16	26	5	0	3	10	7	33	4-4
2022	50-50	.366	186	49	68	18	3	7	43	25	54	12-13
<b>TOTALS</b>	<b>99-82</b>	<b>.321</b>	<b>315</b>	<b>73</b>	<b>101</b>	<b>27</b>	<b>3</b>	<b>10</b>	<b>56</b>	<b>36</b>	<b>94</b>	<b>17-18</b>

### CAREER SEC TOTALS

YEAR	GP-GS	AVG	AB	R	H	2B	3B	HR	RBI	BB	SO	SB-A
2021	15-13	.302	53	6	16	1	0	1	5	0	20	1-1
2022	27-27	.327	101	27	33	7	1	5	19	15	30	4-5
<b>TOTALS</b>	<b>42-40</b>	<b>.318</b>	<b>154</b>	<b>33</b>	<b>49</b>	<b>8</b>	<b>1</b>	<b>6</b>	<b>24</b>	<b>15</b>	<b>50</b>	<b>5-6</b>

## #39 GAVIN CASAS, IF - SO.

**LAST SERIES:** (at #4 Arkansas) 0 G/0 GS

**LAST 10 GAMES:** 0 G/0 GS

**CURRENT STREAK:** --

- Hit first collegiate home run vs. Wagner (March 13)
- Notched his first collegiate hit in Game 2 of the Sunday doubleheader with Georgia State (Feb. 28), scoring one run
- Nation's fifth-ranked first baseman by Perfect Game
- Florida's top-ranked first baseman and 45th-rated overall prospect

### CAREER TOTALS

YEAR	GP-GS	AVG	AB	R	H	2B	3B	HR	RBI	BB	SO	SB-A
2021	9-0	.200	10	2	2	1	0	0	1	1	2	0-0
2022	22-13	.294	51	7	15	3	0	1	14	7	19	0-0
<b>TOTALS</b>	<b>31-13</b>	<b>.279</b>	<b>61</b>	<b>9</b>	<b>17</b>	<b>4</b>	<b>0</b>	<b>1</b>	<b>15</b>	<b>8</b>	<b>21</b>	<b>0-0</b>

### CAREER SEC TOTALS

YEAR	GP-GS	AVG	AB	R	H	2B	3B	HR	RBI	BB	SO	SB-A
2022	10-6	.136	22	2	3	0	0	0	5	3	9	0-0
<b>TOTALS</b>	<b>10-6</b>	<b>.143</b>	<b>22</b>	<b>2</b>	<b>3</b>	<b>0</b>	<b>0</b>	<b>0</b>	<b>5</b>	<b>3</b>	<b>9</b>	<b>0-0</b>

## #45 ALAN ESPINAL, C - SO.

**LAST SERIES:** (at #4 Arkansas) 1 G/0 GS, .000 (0-1)

**LAST 10 GAMES:** 3 G/1 GS, .000 (0-5)

**CURRENT STREAK:** --

- Belted a home run in his lone trip to the plate in the win over Florida International (May 18), marking the first hit of his collegiate career
- Nation's 28th-best catcher by Perfect Game
- Florida's eighth-ranked catcher and 61st-rated overall prospect
- Undeclared major

### CAREER TOTALS

YEAR	GP-GS	AVG	AB	R	H	2B	3B	HR	RBI	BB	SO	SB-A
2021	6-0	.200	5	1	1	0	0	1	1	0	2	0-0
2022	12-1	.143	14	1	2	0	0	0	0	1	8	0-0
<b>TOTALS</b>	<b>18-1</b>	<b>.158</b>	<b>19</b>	<b>2</b>	<b>3</b>	<b>0</b>	<b>0</b>	<b>1</b>	<b>1</b>	<b>1</b>	<b>10</b>	<b>0-0</b>

### CAREER SEC TOTALS

YEAR	GP-GS	AVG	AB	R	H	2B	3B	HR	RBI	BB	SO	SB-A
2021	--	--	--	--	--	--	--	--	--	--	--	--
2022	4-0	.000	1	0	0	0	0	0	0	0	1	0-0
<b>TOTALS</b>	<b>4-0</b>	<b>.000</b>	<b>1</b>	<b>0</b>	<b>0</b>	<b>0</b>	<b>0</b>	<b>0</b>	<b>0</b>	<b>0</b>	<b>1</b>	<b>0-0</b>

## #48 CHRISTIAN SMITH, OF - FR.

**LAST SERIES:**

**LAST 10 GAMES:**

**CURRENT STREAK:** --

- Attended Grady High School (Atlanta, Ga.)
- The No. 21 overall prospect in the state of Georgia according to Perfect Game
- Rated the third-best outfielder in Georgia
- 2021 Perfect Game Preseason All-America

### CAREER TOTALS

YEAR	GP-GS	AVG	AB	R	H	2B	3B	HR	RBI	BB	SO	SB-A
2022	--	--	--	--	--	--	--	--	--	--	--	--
<b>TOTALS</b>	<b>--</b>	<b>--</b>	<b>--</b>	<b>--</b>	<b>--</b>	<b>--</b>	<b>--</b>	<b>--</b>	<b>--</b>	<b>--</b>	<b>--</b>	<b>--</b>

### CAREER SEC TOTALS

YEAR	GP-GS	AVG	AB	R	H	2B	3B	HR	RBI	BB	SO	SB-A
2022	--	--	--	--	--	--	--	--	--	--	--	--
<b>TOTALS</b>	<b>--</b>	<b>--</b>	<b>--</b>	<b>--</b>	<b>--</b>	<b>--</b>	<b>--</b>	<b>--</b>	<b>--</b>	<b>--</b>	<b>--</b>	<b>--</b>

## #51 ENRIQUE BRADFIELD JR., OF - SO.

**LAST SERIES:** (at #4 Arkansas) 3 G/3 GS, .615 (8-13), HR, 2B, 4 RBI, 3 R, BB, 6-6 SB

**LAST 10 GAMES:** 10 G/10 GS, .455 (20-44), 2 HR, 3 2B, 7 RBI, 15 R, 5 BB, 13-13 SB

**CURRENT STREAK:** Eight-game hit streak, 16-game on-base streak

- 2021 SEC Freshman of the Year
- Consensus All-American and unanimous Freshman All-American last season
- Named to the ABCA/Rawlings Division I Gold Glove Team
- Undeclared major

### CAREER TOTALS

YEAR	GP-GS	AVG	AB	R	H	2B	3B	HR	RBI	BB	SO	SB-A
2021	67-67	.336	244	60	82	8	4	1	38	45	42	47-53
2022	51-51	.330	200	58	66	10	5	7	29	33	34	41-41
<b>TOTALS</b>	<b>118-118</b>	<b>.333</b>	<b>444</b>	<b>118</b>	<b>148</b>	<b>18</b>	<b>9</b>	<b>8</b>	<b>67</b>	<b>78</b>	<b>76</b>	<b>88-94</b>

### CAREER SEC TOTALS

YEAR	GP-GS	AVG	AB	R	H	2B	3B	HR	RBI	BB	SO	SB-A
2021	29-29	.373	110	29	41	4	1	1	20	21	14	28-32
2022	27-27	.342	117	29	40	5	4	6	20	13	16	21-21
<b>TOTALS</b>	<b>56-56</b>	<b>.357</b>	<b>227</b>	<b>58</b>	<b>81</b>	<b>9</b>	<b>5</b>	<b>7</b>	<b>40</b>	<b>34</b>	<b>30</b>	<b>49-53</b>

## #52 SAM HUNT, UTL - FR.

**LAST SERIES:**

**LAST 10 GAMES:** 0 G

**CURRENT STREAK:** --

- Spent two years at St. Louis Park (Minn.) High School before transferring to IMG Academy (Bradenton, Fla.)
- The second-best overall prospect in the state of Minnesota according to Perfect Game
- Rated the 31st-best catcher nationally
- 2020 Perfect Game Preseason Underclassmen All-America

### CAREER TOTALS

YEAR	GP-GS	AVG	AB	R	H	2B	3B	HR	RBI	BB	SO	SB-A
2022	--	--	--	--	--	--	--	--	--	--	--	--
<b>TOTALS</b>	<b>--</b>	<b>--</b>	<b>--</b>	<b>--</b>	<b>--</b>	<b>--</b>	<b>--</b>	<b>--</b>	<b>--</b>	<b>--</b>	<b>--</b>	<b>--</b>

### CAREER SEC TOTALS

YEAR	GP-GS	AVG	AB	R	H	2B	3B	HR	RBI	BB	SO	SB-A
2022	--	--	--	--	--	--	--	--	--	--	--	--
<b>TOTALS</b>	<b>--</b>	<b>--</b>	<b>--</b>	<b>--</b>	<b>--</b>	<b>--</b>	<b>--</b>	<b>--</b>	<b>--</b>	<b>--</b>	<b>--</b>	<b>--</b>



# **2022 Vanderbilt Baseball** **Overall Statistics for Vanderbilt (as of May 17, 2022)** **(All games Sorted by Batting avg)**



Record: 35-16 Home: 21-9 Away: 12-7 Neutral: 2-0 SEC: 14-13

Player	avg	gp-gs	ab	r	h	2b	3b	hr	rbi	tb	slg%	bb	hp	so	gdp	ob%	sf	sh	sb-att	po	a	e	fld%
12 Dominic Keegan	.384	51-51	190	38	73	16	2	12	57	129	.679	30	0	39	5	.460	4	0	1-1	387	29	3	.993
34 Spencer Jones	.366	50-50	186	49	68	18	3	7	43	113	.608	25	8	54	2	.459	1	0	12-13	65	1	3	.957
51 Enrique Bradfield Jr	.330	51-51	200	58	66	10	5	7	29	107	.535	33	2	34	3	.424	3	3	41-41	102	0	2	.981
6 Tate Kolwyck	.277	45-44	159	25	44	11	0	8	31	79	.497	15	0	45	4	.337	1	4	0-0	51	96	4	.974
16 Jack Bulger	.276	48-47	174	27	48	6	0	4	22	66	.379	25	4	21	5	.377	1	1	6-6	241	17	1	.996
2 Javier Vaz	.266	41-35	124	18	33	9	1	4	26	56	.452	21	3	14	1	.377	3	4	6-7	51	4	0	1.000
11 Davis Diaz	.229	49-46	157	36	36	8	0	2	20	50	.318	33	8	30	4	.377	6	5	4-4	37	62	7	.934
9 Carter Young	.204	48-48	167	31	34	5	3	6	23	63	.377	28	4	61	0	.330	1	3	2-4	61	120	9	.953
-----																							
21 Calvin Hewett	.393	26-14	61	16	24	2	0	3	13	35	.574	8	7	16	0	.513	0	0	4-5	33	0	0	1.000
10 T.J. McKenzie	.333	13-2	15	3	5	1	0	1	6	9	.600	1	0	5	0	.375	0	1	0-0	3	0	0	1.000
39 Gavin Casas	.294	22-13	51	7	15	3	0	1	14	21	.412	7	2	19	1	.381	3	0	0-0	66	7	0	1.000
1 Matthew Polk	.250	19-6	28	5	7	1	0	1	7	11	.393	1	4	9	0	.364	0	0	1-2	1	0	1	.500
25 Parker Noland	.245	37-29	106	22	26	5	0	5	17	46	.434	17	0	35	2	.347	1	2	3-5	159	18	3	.983
19 Troy LaNeve	.182	19-9	33	7	6	0	0	2	7	12	.364	7	0	12	0	.317	1	0	0-0	4	0	0	1.000
3 Rob Gordon	.167	9-3	12	4	2	2	0	0	3	4	.333	1	1	6	0	.286	0	0	2-3	2	9	0	1.000
13 Jonathan Vastine	.163	25-10	43	6	7	2	0	0	5	9	.209	3	0	16	0	.208	2	1	1-1	17	15	1	.970
45 Alan Espinal	.143	12-1	14	1	2	0	0	0	0	2	.143	1	0	8	0	.200	0	0	0-0	42	3	1	.978
23 Kenny Mallory Jr.	.000	3-0	4	0	0	0	0	0	0	0	.000	0	0	2	0	.000	0	0	0-0	0	0	0	.000
Totals	.288	51	1724	353	496	99	14	63	323	812	.471	256	43	426	27	.388	27	24	83-92	1347	432	38	.979
Opponents	.207	51	1636	196	338	69	4	42	184	541	.331	189	48	536	25	.305	11	10	42-59	1307	470	53	.971

LOB - Team (414), Opp (352). DPs turned - Team (31), Opp (34). CI - Team (1), Bulger 1. IBB - Team (9), Keegan 5, Young 2, Jones 1, Bulger 1, Opp (6). Picked off - Bulger 2, Kolwyck 1, Diaz 1, Young 1.

## **(All games Sorted by Earned run avg)**

Player	era	w-l	app	gs	cg	sho	sv	ip	h	r	er	bb	so	2b	3b	hr	b/avg	wp	hp	bk	sfa	sha
95 Devin Futrell	2.52	8-1	11	10	1	0/2	0	53.2	38	15	15	8	59	11	0	6	.196	3	4	0	2	1
20 Carter Holton	3.42	7-3	13	13	2	1/3	0	68.1	48	29	26	27	86	7	1	10	.193	2	8	1	1	2
35 Chris McElvain	3.93	5-4	13	13	0	0/3	0	68.2	46	38	30	37	82	7	1	10	.185	5	1	0	1	2
-----																						
99 Jack Anderson	0.00	0-0	12	0	0	0/2	0	10.0	3	0	0	6	18	1	0	0	.097	0	1	0	0	0
66 Thomas Schultz	1.27	4-1	20	0	0	0/3	7	28.1	14	4	4	6	30	4	0	0	.152	0	2	0	0	1
30 Nelson Berkwich	1.46	1-0	14	0	0	0/1	0	12.1	11	6	2	5	16	7	0	0	.229	0	1	0	0	1
77 Brett Hansen	1.86	0-0	10	0	0	0/2	0	9.2	5	3	2	4	8	1	0	0	.161	1	0	0	1	0
42 Christian Little	2.96	1-1	14	1	0	0/2	2	27.1	21	9	9	9	34	2	0	2	.204	4	4	0	1	1
29 Nick Maldonado	3.42	2-1	10	3	0	0/3	0	23.2	27	14	9	9	20	8	0	2	.281	2	2	0	1	0
88 Patrick Reilly	3.68	2-3	14	3	0	0/1	0	44.0	36	18	18	31	61	5	0	3	.224	3	8	0	2	1
36 Grayson Moore	3.75	1-0	13	1	0	0/0	0	24.0	19	11	10	11	34	5	1	1	.216	1	1	0	0	0
98 Greysen Carter	3.86	0-0	3	0	0	0/0	0	2.1	1	2	1	4	3	0	0	0	.125	0	2	0	0	0
33 Hunter Owen	4.05	2-1	8	1	0	0/1	0	26.2	22	12	12	8	38	1	0	2	.222	4	5	0	0	0
97 Bryce Cunningham	4.59	2-1	12	6	0	0/2	0	33.1	31	19	17	14	27	6	1	4	.248	2	4	0	1	1
44 Donye Evans	5.56	0-0	11	0	0	0/1	0	11.1	8	7	7	6	10	1	0	2	.200	0	2	0	0	0
17 Ryan Ginther	6.75	0-0	5	0	0	0/0	0	5.1	7	5	4	2	10	3	0	0	.318	1	2	0	1	0
46 Gage Bradley	99.00	0-0	1	0	0	0/0	0	0.0	1	4	3	2	0	0	0	0	1.000	0	1	0	0	0
Totals	3.39	35-16	51	51	3	10/9	9	449.0	338	196	169	189	536	69	4	42	.207	28	48	1	11	10
Opponents	6.63	16-35	51	51	2	2/1	8	435.2	496	353	321	256	426	99	14	63	.288	52	43	10	27	24

PB - Team (9), Keegan 7, Bulger 2, Opp (15). Pickoffs - Team (1), Futrell 1, Opp (5). SBA/ATT - Keegan (23-33), Bulger (14-17), Reilly (11-14), Cunningham (5-7), McElvain (4-6), Espinal (4-5), Evans (3-5), Moore (4-5), Futrell (3-5), Owen (4-4), Holton (3-4), Schultz (1-3), Ginther (2-2), Maldonado (0-2), Little (1-1), Berkwich (1-1).



**2022 Vanderbilt Baseball**  
**Overall Statistics for Vanderbilt (as of May 17, 2022)**  
**(All games Sorted by Fielding pct)**



Player	c	po	a	e	fld%	dp	sba	csb	sba%	pb	ci
39 Gavin Casas	73	66	7	0	1.000	7	0	0	.000	0	0
2 Javier Vaz	55	51	4	0	1.000	0	0	0	.000	0	0
21 Calvin Hewett	33	33	0	0	1.000	0	0	0	.000	0	0
35 Chris McElvain	15	6	9	0	1.000	1	4	2	.667	0	0
3 Rob Gordon	11	2	9	0	1.000	2	0	0	.000	0	0
20 Carter Holton	11	1	10	0	1.000	0	3	1	.750	0	0
88 Patrick Reilly	10	6	4	0	1.000	1	11	3	.786	0	0
66 Thomas Schultz	9	2	7	0	1.000	1	1	2	.333	0	0
95 Devin Futrell	9	1	8	0	1.000	0	3	2	.600	0	0
33 Hunter Owen	5	0	5	0	1.000	0	4	0	1.000	0	0
19 Troy LaNeve	4	4	0	0	1.000	0	0	0	.000	0	0
10 T.J. McKenzie	3	3	0	0	1.000	0	0	0	.000	0	0
42 Christian Little	2	0	2	0	1.000	0	1	0	1.000	0	0
77 Brett Hansen	2	2	0	0	1.000	1	0	0	.000	0	0
30 Nelson Berkwich	2	0	2	0	1.000	0	1	0	1.000	0	0
99 Jack Anderson	2	1	1	0	1.000	1	0	0	.000	0	0
44 Donye Evans	2	0	2	0	1.000	0	3	2	.600	0	0
17 Ryan Ginther	1	1	0	0	1.000	0	2	0	1.000	0	0
36 Grayson Moore	1	1	0	0	1.000	0	4	1	.800	0	0
16 Jack Bulger	259	241	17	1	.996	0	14	3	.824	2	1
12 Dominic Keegan	419	387	29	3	.993	10	23	10	.697	7	0
25 Parker Noland	180	159	18	3	.983	13	0	0	.000	0	0
51 Enrique Bradfield Jr	104	102	0	2	.981	0	0	0	.000	0	0
45 Alan Espinal	46	42	3	1	.978	1	4	1	.800	0	0
6 Tate Kolwyck	151	51	96	4	.974	15	0	0	.000	0	0
13 Jonathan Vastine	33	17	15	1	.970	3	0	0	.000	0	0
34 Spencer Jones	69	65	1	3	.957	0	0	0	.000	0	0
9 Carter Young	190	61	120	9	.953	19	0	0	.000	0	0
11 Davis Diaz	106	37	62	7	.934	4	0	0	.000	0	0
29 Nick Maldonado	8	4	1	3	.625	2	0	2	.000	0	0
1 Matthew Polk	2	1	0	1	.500	0	0	0	.000	0	0
23 Kenny Mallory Jr.	0	0	0	0	.000	0	0	0	.000	0	0
46 Gage Bradley	0	0	0	0	.000	0	0	0	.000	0	0
97 Bryce Cunningham	0	0	0	0	.000	0	5	2	.714	0	0
98 Greysen Carter	0	0	0	0	.000	0	0	0	.000	0	0
Totals	1817	1347	432	38	.979	31	42	17	.712	9	1
Opponents	1830	1307	470	53	.971	34	83	9	.902	15	0

Hitting minimums - 2.5 TPA/Game

Pitching minimums - 1.0 IP/Game



**2022 Vanderbilt Baseball**  
**Conference statistics for Vanderbilt (as of May 15, 2022)**  
**(SEC games only Sorted by Batting avg)**



Record: 14-13 Home: 6-6 Away: 8-7 SEC: 14-13

Player	avg	gp-gs	ab	r	h	2b	3b	hr	rbi	tb	slg%	bb	hp	so	gdp	ob%	sf	sh	sb-att	po	a	e	fld%
12 Dominic Keegan	.352	27-27	105	18	37	9	1	6	27	66	.629	15	0	24	3	.423	3	0	0-0	207	12	0	1.000
51 Enrique Bradfield Jr	.342	27-27	117	29	40	5	4	6	20	71	.607	13	1	16	3	.409	1	2	21-21	59	0	1	.983
34 Spencer Jones	.327	27-27	101	27	33	7	1	5	19	57	.564	15	6	30	0	.443	0	0	4-5	44	1	3	.938
6 Tate Kolwyck	.303	22-21	76	12	23	4	0	4	16	39	.513	10	0	26	1	.384	0	0	0-0	29	47	2	.974
16 Jack Bulger	.273	27-27	99	14	27	4	0	2	14	37	.374	15	2	15	3	.376	1	0	2-2	140	11	1	.993
2 Javier Vaz	.217	21-16	60	7	13	4	0	2	11	23	.383	9	1	7	0	.319	2	3	4-4	24	1	0	1.000
9 Carter Young	.170	26-26	94	13	16	3	0	2	9	25	.266	10	1	38	0	.255	1	3	0-0	36	63	2	.980
11 Davis Diaz	.157	26-25	89	14	14	2	0	1	8	19	.213	15	6	23	2	.310	3	2	1-1	24	32	6	.903
-----																							
21 Calvin Hewett	.368	13-10	38	8	14	1	0	2	9	21	.553	8	3	11	0	.510	0	0	1-1	19	0	0	1.000
10 T.J. McKenzie	.333	1-1	3	1	1	0	0	0	1	1	.333	0	0	2	0	.333	0	0	0-0	0	0	0	.000
25 Parker Noland	.294	18-14	51	9	15	5	0	3	7	29	.569	7	0	15	1	.373	1	2	0-1	64	8	1	.986
1 Matthew Polk	.214	7-4	14	3	3	1	0	1	3	7	.500	1	1	5	0	.313	0	0	0-0	0	0	0	.000
13 Jonathan Vastine	.154	14-6	26	3	4	2	0	0	4	6	.231	1	0	11	0	.172	2	1	0-0	5	11	0	1.000
19 Troy LaNeve	.154	8-4	13	2	2	0	0	1	4	5	.385	2	0	8	0	.267	0	0	0-0	4	0	0	1.000
39 Gavin Casas	.136	10-6	22	2	3	0	0	0	5	3	.136	3	0	9	0	.222	2	0	0-0	30	3	0	1.000
3 Rob Gordon	.125	5-2	8	1	1	1	0	0	0	2	.250	0	0	5	0	.125	0	0	1-1	2	5	0	1.000
45 Alan Espinal	.000	4-0	1	0	0	0	0	0	0	0	.000	0	0	1	0	.000	0	0	0-0	8	0	0	1.000
Totals	.268	27	917	163	246	48	6	35	157	411	.448	124	21	246	13	.363	16	13	34-36	708	217	17	.982
Opponents	.224	27	882	132	198	39	3	36	125	351	.398	120	24	259	13	.331	6	2	21-29	711	246	22	.978

LOB - Team (217), Opp (195). DPs turned - Team (16), Opp (17). CI - Team (1), Bulger 1. IBB - Team (6), Keegan 3, Young 1, Jones 1, Bulger 1, Opp (5). Picked off - Kolwyck 1.

**(SEC games only Sorted by Earned run avg)**

Player	era	w-l	app	gs	cg	sho	sv	ip	h	r	er	bb	so	2b	3b	hr	b/avg	wp	hp	bks	sfa	sha
20 Carter Holton	3.77	4-3	9	9	1	1/2	0	45.1	40	22	19	22	51	6	0	8	.231	2	6	1	1	1
35 Chris McElvain	4.56	3-4	9	9	0	0/2	0	49.1	30	28	25	31	52	7	1	10	.172	4	1	0	1	1
-----																						
77 Brett Hansen	0.00	0-0	4	0	0	0/0	0	3.2	2	0	0	3	4	1	0	0	.200	1	0	0	1	0
99 Jack Anderson	0.00	0-0	4	0	0	0/0	0	2.1	2	0	0	2	2	0	0	0	.250	0	1	0	0	0
66 Thomas Schultz	1.02	2-0	10	0	0	0/1	4	17.2	9	2	2	5	17	1	0	0	.158	0	2	0	0	0
30 Nelson Berkwich	2.35	1-0	7	0	0	0/1	0	7.2	9	5	2	2	11	7	0	0	.281	0	0	0	0	0
42 Christian Little	3.00	1-1	7	1	0	0/2	1	18.0	11	6	6	5	21	1	0	2	.172	3	1	0	1	0
17 Ryan Ginther	3.86	0-0	2	0	0	0/0	0	2.1	3	2	1	0	4	1	0	0	.333	0	1	0	1	0
97 Bryce Cunningham	4.84	2-1	7	4	0	0/0	0	22.1	22	14	12	9	16	3	1	3	.256	1	1	0	0	0
88 Patrick Reilly	5.61	0-3	9	2	0	0/0	0	25.2	25	16	16	20	34	3	0	3	.250	3	6	0	1	0
29 Nick Maldonado	5.91	1-0	6	0	0	0/1	0	10.2	15	9	7	4	11	3	0	2	.313	1	1	0	0	0
33 Hunter Owen	7.11	0-1	4	1	0	0/0	0	12.2	11	10	10	4	16	1	0	2	.229	2	2	0	0	0
95 Devin Futrell	7.20	0-0	1	1	0	0/0	0	5.0	5	4	4	2	4	2	0	3	.250	0	1	0	0	0
44 Donye Evans	8.59	0-0	7	0	0	0/1	0	7.1	6	7	7	6	6	1	0	2	.222	0	1	0	0	0
36 Grayson Moore	10.50	0-0	5	0	0	0/0	0	6.0	8	7	7	5	10	2	1	1	.308	1	0	0	0	0
Totals	4.50	14-13	27	27	1	5/4	5	236.0	198	132	118	120	259	39	3	36	.224	18	24	1	6	2
Opponents	5.85	13-14	27	27	2	1/0	6	237.0	246	163	154	124	246	48	6	35	.268	21	21	1	16	13

PB - Team (3), Keegan 2, Bulger 1, Opp (6). Pickoffs - Team (0), Opp (1). SBA/ATT - Keegan (11-16), Bulger (10-12), Reilly (6-8), Holton (3-4), Evans (3-4), McElvain (2-4), Cunningham (2-3), Owen (2-2), Schultz (1-2), Little (1-1), Moore (1-1).



**2022 Vanderbilt Baseball**  
**Conference statistics for Vanderbilt (as of May 15, 2022)**  
**(SEC games only Sorted by Fielding pct)**



Player	c	po	a	e	fld%	dp	sba	csb	sba%	pb	ci
12 Dominic Keegan	219	207	12	0	1.000	7	11	5	.688	2	0
39 Gavin Casas	33	30	3	0	1.000	2	0	0	.000	0	0
2 Javier Vaz	25	24	1	0	1.000	0	0	0	.000	0	0
21 Calvin Hewett	19	19	0	0	1.000	0	0	0	.000	0	0
13 Jonathan Vastine	16	5	11	0	1.000	1	0	0	.000	0	0
20 Carter Holton	8	1	7	0	1.000	0	3	1	.750	0	0
45 Alan Espinal	8	8	0	0	1.000	0	0	0	.000	0	0
35 Chris McElvain	8	3	5	0	1.000	1	2	2	.500	0	0
3 Rob Gordon	7	2	5	0	1.000	2	0	0	.000	0	0
88 Patrick Reilly	6	3	3	0	1.000	0	6	2	.750	0	0
19 Troy LaNeve	4	4	0	0	1.000	0	0	0	.000	0	0
66 Thomas Schultz	3	1	2	0	1.000	1	1	1	.500	0	0
33 Hunter Owen	2	0	2	0	1.000	0	2	0	1.000	0	0
44 Donye Evans	2	0	2	0	1.000	0	3	1	.750	0	0
77 Brett Hansen	1	1	0	0	1.000	1	0	0	.000	0	0
95 Devin Futrell	1	1	0	0	1.000	0	0	0	.000	0	0
42 Christian Little	1	0	1	0	1.000	0	1	0	1.000	0	0
16 Jack Bulger	152	140	11	1	.993	0	10	2	.833	1	1
25 Parker Noland	73	64	8	1	.986	8	0	0	.000	0	0
51 Enrique Bradfield Jr	60	59	0	1	.983	0	0	0	.000	0	0
9 Carter Young	101	36	63	2	.980	9	0	0	.000	0	0
6 Tate Kolwyck	78	29	47	2	.974	7	0	0	.000	0	0
34 Spencer Jones	48	44	1	3	.938	0	0	0	.000	0	0
11 Davis Diaz	62	24	32	6	.903	2	0	0	.000	0	0
29 Nick Maldonado	5	3	1	1	.800	2	0	0	.000	0	0
17 Ryan Ginther	0	0	0	0	.000	0	0	0	.000	0	0
1 Matthew Polk	0	0	0	0	.000	0	0	0	.000	0	0
10 T.J. McKenzie	0	0	0	0	.000	0	0	0	.000	0	0
97 Bryce Cunningham	0	0	0	0	.000	0	2	1	.667	0	0
36 Grayson Moore	0	0	0	0	.000	0	1	0	1.000	0	0
30 Nelson Berkwich	0	0	0	0	.000	0	0	0	.000	0	0
99 Jack Anderson	0	0	0	0	.000	0	0	0	.000	0	0
Totals	942	708	217	17	.982	16	21	8	.724	3	1
Opponents	979	711	246	22	.978	17	34	2	.944	6	0

Hitting minimums - 2.5 TPA/Game

Pitching minimums - 1.0 IP/Game



**2022 Vanderbilt Baseball**  
**Game Results for Vanderbilt (as of May 17, 2022)**  
**(All games)**



Date	Opponent	Score	Inns	Overall	SEC	Pitcher of record	Attend	Time
Feb 18, 2022	#7 OKLAHOMA STATE	w 3-0	9	1-0-0	0-0-0	McElvain (W 1-0)	3802	2:54
Feb 19, 2022	#7 OKLAHOMA STATE	L 3-4	9	1-1-0	0-0-0	Maldonado (L 0-1)	3802	3:00
Feb 20, 2022	#7 OKLAHOMA STATE	L 5-7	9	1-2-0	0-0-0	Schultz (L 0-1)	3802	3:00
Feb 23, 2022	EVANSVILLE	w 9-0	6	2-2-0	0-0-0	Futrell (W 1-0)	854	1:58
Feb 25, 2022	ARMY	w 7-2	9	3-2-0	0-0-0	Reilly (W 1-0)	3609	3:24
Feb 26, 2022	ARMY	w 10-7	9	4-2-0	0-0-0	Holton (W 1-0)	3671	2:53
Feb 27, 2022	ARMY	w 6-0	9	5-2-0	0-0-0	Maldonado (W 1-1)	3727	3:02
Mar 01, 2022	CENTRAL ARKANSAS	w 5-2	9	6-2-0	0-0-0	Futrell (W 2-0)	3569	2:49
Mar 04, 2022	at Hawaii	w 9-2	9	7-2-0	0-0-0	McElvain (W 2-0)	3681	2:58
Mar 05, 2022	at Hawaii-1	w 12-1	7	8-2-0	0-0-0	Holton (W 2-0)	1214	2:20
Mar 05, 2022	at Hawaii-2	w 13-1	9	9-2-0	0-0-0	Owen (W 1-0)	3160	3:21
Mar 06, 2022	at Hawaii	w 2-1	9	10-2-0	0-0-0	Futrell (W 3-0)	2741	3:18
Mar 11, 2022	WAGNER-1	w 12-7	9	11-2-0	0-0-0	Reilly (W 2-0)	3416	2:54
Mar 11, 2022	WAGNER-2	w 13-0	9	12-2-0	0-0-0	Holton (W 3-0)	3481	2:42
Mar 13, 2022	WAGNER	w 15-5	9	13-2-0	0-0-0	Owen (W 2-0)	3674	3:08
Mar 15, 2022	MICHIGAN	w 5-4	9	14-2-0	0-0-0	Schultz (W 1-1)	3802	3:13
* Mar 18, 2022	MISSOURI	w 15-2	9	15-2-0	1-0-0	McElvain (W 3-0)	3802	2:48
* Mar 19, 2022	MISSOURI	w 6-0	9	16-2-0	2-0-0	Holton (W 4-0)	3802	2:48
* Mar 20, 2022	MISSOURI	w 7-4	9	17-2-0	3-0-0	Berkwich (W 1-0)	3802	3:13
Mar 22, 2022	vs Belmont	w 13-4	9	18-2-0	3-0-0	Futrell (W 4-0)	0	3:10
* Mar 24, 2022	at South Carolina	w 10-0	9	19-2-0	4-0-0	McElvain (W 4-0)	6608	2:45
* Mar 25, 2022	at South Carolina	L 2-8	9	19-3-0	4-1-0	Holton (L 4-1)	7647	2:55
* Mar 26, 2022	at South Carolina	L 6-8	9	19-4-0	4-2-0	Owen (L 2-1)	8032	3:12
Mar 29, 2022	vs Lipscomb	w 7-1	9	20-4-0	4-2-0	Futrell (W 5-0)	2344	3:01
* Apr 01, 2022	#1 TENNESSEE	L 2-6	9	20-5-0	4-3-0	McElvain (L 4-1)	3802	3:07
* Apr 02, 2022	#1 TENNESSEE	L 2-5	9	20-6-0	4-4-0	Holton (L 4-2)	3802	2:30
* Apr 03, 2022	#1 TENNESSEE	L 0-5	9	20-7-0	4-5-0	Reilly (L 2-1)	3802	2:29
Apr 05, 2022	AUSTIN PEAY	w 12-2	9	21-7-0	4-5-0	Futrell (W 6-0)	3314	2:42
* Apr 08, 2022	at #25 Auburn	L 1-5	9	21-8-0	4-6-0	McElvain (L 4-2)	3925	2:44
* Apr 09, 2022	at #25 Auburn	w 19-4	9	22-8-0	5-6-0	Cunningham (W 1-0)	4096	3:35
* Apr 10, 2022	at #25 Auburn	L 2-8	9	22-9-0	5-7-0	Reilly (L 2-2)	3796	2:36
Apr 12, 2022	WESTERN KENTUCKY	w 7-4	9	23-9-0	5-7-0	Futrell (W 7-0)	3777	2:39
* Apr 15, 2022	#23 FLORIDA	w 5-4	9	24-9-0	6-7-0	Schultz (W 2-1)	3802	2:53
* Apr 16, 2022	#23 FLORIDA	w 8-6	9	25-9-0	7-7-0	Maldonado (W 2-1)	3802	3:05
* Apr 17, 2022	#23 FLORIDA	L 3-4	(10)	25-10-0	7-8-0	Little (L 0-1)	3802	2:35
Apr 19, 2022	TENNESSEE TECH	w 7-0	9	26-10-0	7-8-0	Futrell (W 8-0)	3788	3:00
* Apr 22, 2022	at Kentucky	w 10-0	9	27-10-0	8-8-0	McElvain (W 5-2)	2506	3:17
* Apr 23, 2022	at Kentucky	L 2-3	9	27-11-0	8-9-0	Holton (L 4-3)	2394	2:28
* Apr 24, 2022	at Kentucky	w 5-3	9	28-11-0	9-9-0	Cunningham (W 2-0)	2833	3:25
* Apr 28, 2022	#21 TEXAS A&M	L 1-5	9	28-12-0	9-10-0	McElvain (L 5-3)	3802	3:16
* Apr 29, 2022	#21 TEXAS A&M	w 11-1	9	29-12-0	10-10-0	Holton (W 5-3)	3802	3:03
* Apr 30, 2022	#21 TEXAS A&M	L 4-12	9	29-13-0	10-11-0	Cunningham (L 2-1)	3802	3:42
May 03, 2022	#10 LOUISVILLE	L 0-1	9	29-14-0	10-11-0	Futrell (L 8-1)	3802	2:50
* May 06, 2022	at #16 Georgia	w 11-9	9	30-14-0	11-11-0	Little (W 1-1)	3217	3:58
* May 07, 2022	at #16 Georgia	L 7-13	9	30-15-0	11-12-0	Reilly (L 2-3)	3405	3:09
* May 08, 2022	at #16 Georgia	w 4-0	9	31-15-0	12-12-0	Holton (W 6-3)	3115	2:59
May 10, 2022	INDIANA STATE	w 8-7	(11)	32-15-0	12-12-0	Schultz (W 3-1)	3696	4:17
* May 13, 2022	at #4 Arkansas	w 9-6	(10)	33-15-0	13-12-0	Schultz (W 4-1)	11772	3:42
* May 14, 2022	at #4 Arkansas	L 6-11	9	33-16-0	13-13-0	McElvain (L 5-4)	11761	3:18
* May 15, 2022	at #4 Arkansas	w 5-0	7	34-16-0	14-13-0	Holton (W 7-3)	10806	2:23
May 17, 2022	MIDDLE TENNESSEE	w 7-2	9	35-16-0	14-13-0	Moore (W 1-0)	3802	2:45

( ) extra inning game



**2022 Vanderbilt Baseball**  
**Miscellaneous Stats for Vanderbilt (as of May 17, 2022)**  
**(All games)**



<b>Multiple Hit Games</b>	<b>2</b>	<b>3</b>	<b>4</b>	<b>5+</b>	<b>Total</b>
12 Dominic Keegan	17	5	2	-	24
51 Enrique Bradfield Jr	14	4	3	-	21
34 Spencer Jones	7	6	1	1	15
6 Tate Kolwyck	11	3	-	-	14
16 Jack Bulger	6	4	-	1	11
2 Javier Vaz	5	3	-	-	8
11 Davis Diaz	4	4	-	-	8
25 Parker Noland	5	2	-	-	7
21 Calvin Hewett	4	2	-	-	6
9 Carter Young	4	-	1	-	5
39 Gavin Casas	3	1	-	-	4
1 Matthew Polk	1	-	-	-	1
13 Jonathan Vastine	1	-	-	-	1
10 T.J. McKenzie	1	-	-	-	1
19 Troy LaNeve	1	-	-	-	1
TEAM	84	34	7	2	127

<b>Multiple RBI Games</b>	<b>2</b>	<b>3</b>	<b>4</b>	<b>5+</b>	<b>Total</b>
12 Dominic Keegan	12	4	2	-	18
34 Spencer Jones	7	4	1	-	12
6 Tate Kolwyck	4	3	-	-	7
16 Jack Bulger	7	-	-	-	7
2 Javier Vaz	3	1	1	1	6
9 Carter Young	4	2	-	-	6
21 Calvin Hewett	4	-	-	-	4
25 Parker Noland	2	2	-	-	4
51 Enrique Bradfield Jr	-	1	2	-	3
11 Davis Diaz	3	-	-	-	3
39 Gavin Casas	1	-	2	-	3
1 Matthew Polk	2	-	-	-	2
19 Troy LaNeve	1	1	-	-	2
3 Rob Gordon	-	1	-	-	1
10 T.J. McKenzie	-	1	-	-	1
TEAM	50	20	8	1	79

<b>Hitting Streaks</b>	<b>Longest</b>	<b>Current</b>
34 Spencer Jones	19	1
6 Tate Kolwyck	11	3
51 Enrique Bradfield Jr	10	8
9 Carter Young	9	-
12 Dominic Keegan	8	2
21 Calvin Hewett	7	2
25 Parker Noland	5	-
16 Jack Bulger	5	-
11 Davis Diaz	4	1
39 Gavin Casas	4	-
2 Javier Vaz	4	1
13 Jonathan Vastine	3	-
1 Matthew Polk	2	-
19 Troy LaNeve	2	-
3 Rob Gordon	2	-
45 Alan Espinal	1	-
10 T.J. McKenzie	1	1

<b>Reached Base Streaks</b>	<b>Longest</b>	<b>Current</b>
51 Enrique Bradfield Jr	21	16
12 Dominic Keegan	20	20
34 Spencer Jones	19	3
9 Carter Young	18	-
6 Tate Kolwyck	16	4
21 Calvin Hewett	12	12
11 Davis Diaz	11	1
39 Gavin Casas	11	-
16 Jack Bulger	9	2
25 Parker Noland	8	-
2 Javier Vaz	7	1
13 Jonathan Vastine	4	-
19 Troy LaNeve	3	-
1 Matthew Polk	3	-
3 Rob Gordon	2	-
10 T.J. McKenzie	1	1
45 Alan Espinal	1	-



**2022 Vanderbilt Baseball**  
**Miscellaneous Stats for Vanderbilt (as of May 17, 2022)**  
**(All games)**



**Starting Lineup By Position**  
**(Team W-L record when starter)**

**PITCHER:**

20 Carter Holton	13	(9-4)
35 Chris McElvain	13	(8-5)
95 Devin Futrell	10	(9-1)
97 Bryce Cunningham	6	(3-3)
29 Nick Maldonado	3	(2-1)
88 Patrick Reilly	3	(1-2)
42 Christian Little	1	(1-0)
33 Hunter Owen	1	(1-0)
36 Grayson Moore	1	(1-0)

**CATCHER:**

16 Jack Bulger	27	(19-8)
12 Dominic Keegan	23	(15-8)
45 Alan Espinal	1	(1-0)

**FIRST BASE:**

12 Dominic Keegan	20	(13-7)
25 Parker Noland	20	(14-6)
39 Gavin Casas	9	(7-2)
13 Jonathan Vastine	2	(1-1)

**SECOND BASE:**

6 Tate Kolwyck	44	(32-12)
13 Jonathan Vastine	6	(3-3)
3 Rob Gordon	1	(0-1)

**THIRD BASE:**

11 Davis Diaz	43	(31-12)
25 Parker Noland	7	(3-4)
3 Rob Gordon	1	(1-0)

**SHORTSTOP:**

9 Carter Young	48	(32-16)
11 Davis Diaz	3	(3-0)

**LEFT FIELD:**

2 Javier Vaz	31	(23-8)
21 Calvin Hewett	14	(7-7)
19 Troy LaNeve	4	(3-1)
1 Matthew Polk	1	(1-0)
10 T.J. McKenzie	1	(1-0)

**CENTER FIELD:**

51 Enrique Bradfield	51	(35-16)
----------------------	----	---------

**RIGHT FIELD:**

34 Spencer Jones	50	(34-16)
2 Javier Vaz	1	(1-0)

**DESIGNATED HITTER:**

16 Jack Bulger	20	(12-8)
12 Dominic Keegan	8	(7-1)
19 Troy LaNeve	5	(4-1)
1 Matthew Polk	5	(3-2)
39 Gavin Casas	4	(3-1)
2 Javier Vaz	3	(1-2)
13 Jonathan Vastine	2	(2-0)
25 Parker Noland	2	(2-0)
10 T.J. McKenzie	1	(0-1)
3 Rob Gordon	1	(1-0)

**Starting Lineup By Lineup Spot**  
**(Team W-L record when starter)**

**LEADOFF:**

51 Enrique Bradfield	49	(33-16)
11 Davis Diaz	2	(2-0)

**2ND SPOT:**

11 Davis Diaz	27	(20-7)
16 Jack Bulger	17	(11-6)
21 Calvin Hewett	3	(1-2)
2 Javier Vaz	2	(1-1)
51 Enrique Bradfield	2	(2-0)

**3RD SPOT:**

34 Spencer Jones	44	(29-15)
12 Dominic Keegan	7	(6-1)

**CLEANUP:**

12 Dominic Keegan	42	(27-15)
34 Spencer Jones	6	(5-1)
16 Jack Bulger	2	(2-0)
39 Gavin Casas	1	(1-0)

**5TH SPOT:**

16 Jack Bulger	14	(8-6)
2 Javier Vaz	11	(10-1)
39 Gavin Casas	9	(6-3)
25 Parker Noland	7	(4-3)
6 Tate Kolwyck	4	(4-0)
21 Calvin Hewett	2	(0-2)
19 Troy LaNeve	2	(1-1)
12 Dominic Keegan	1	(1-0)
9 Carter Young	1	(1-0)

**6TH SPOT:**

16 Jack Bulger	14	(10-4)
6 Tate Kolwyck	9	(4-5)
2 Javier Vaz	8	(6-2)
9 Carter Young	7	(5-2)
21 Calvin Hewett	6	(4-2)
25 Parker Noland	2	(2-0)
11 Davis Diaz	2	(1-1)
39 Gavin Casas	2	(2-0)
12 Dominic Keegan	1	(1-0)

**7TH SPOT:**

9 Carter Young	12	(9-3)
6 Tate Kolwyck	10	(7-3)
2 Javier Vaz	10	(6-4)
25 Parker Noland	5	(2-3)
13 Jonathan Vastine	5	(3-2)
11 Davis Diaz	4	(4-0)
21 Calvin Hewett	1	(1-0)
39 Gavin Casas	1	(1-0)
10 T.J. McKenzie	1	(0-1)
19 Troy LaNeve	1	(1-0)
1 Matthew Polk	1	(1-0)

**8TH SPOT:**

6 Tate Kolwyck	21	(17-4)
11 Davis Diaz	10	(6-4)
1 Matthew Polk	4	(2-2)
25 Parker Noland	4	(3-1)
2 Javier Vaz	3	(2-1)
9 Carter Young	2	(1-1)
19 Troy LaNeve	2	(1-1)
13 Jonathan Vastine	2	(1-1)
3 Rob Gordon	2	(1-1)
21 Calvin Hewett	1	(1-0)

# CAREER HIGHS

## 99 • Jack Anderson

Innings Pitched: 1.0, 9x, last vs. Louisville (5/3/22)  
Strikeouts: 3, 2x, last vs. Louisville (5/3/22)  
Hits Allowed: 1, 3x, last at S. Carolina (3/25/22)  
Walks Allowed: 1, 6x, last vs. Louisville (5/3/22)  
Runs Allowed: None

## 30 • Nelson Berkwich

Innings Pitched: 3.0, vs. Mississippi State (6/29/21)  
Strikeouts: 5, vs. Mississippi State (6/29/21)  
Hits Allowed: 6, vs. Mississippi State (6/29/21)  
Walks Allowed: 1, 7x, last vs. Texas A&M (4/30/22)  
Runs Allowed: 3, 2x, last at Florida (4/30/21)

## 51 • Enrique Bradfield Jr.

Hits: 4, 5x, last vs. Middle Tennessee (5/17/22)  
Runs: 4, at Georgia (5/6/22)  
RBI: 5, vs. Alabama (5/7/21)  
Walks: 3, 2x, last vs. Lipscomb (3/29/22)  
HRs: 1, 7x, last at Arkansas (5/13/22)  
Strikeouts: 3, 2x, last vs. Louisville (5/3/22)  
Stolen Bases: 4, 3x, last at Kentucky (4/23/22)

## 16 • Jack Bulger

Hits: 5, at Auburn (4/09/22)  
Runs: 2, 14x, last at Arkansas (5/15/22)  
RBI: 3, 2x, last at Florida (4/30/21)  
Walks: 3, vs. Missouri (3/18/22)  
HRs: 1, 10x, last at Arkansas (5/13/22)  
Strikeouts: 3, 2x, last vs. Mississippi State (4/24/21)  
Stolen Bases: 1, 7x, last vs. MTSU (5/17/22)

## 98 • Greysen Carter

Innings Pitched: 1.0, 2x, last vs. Wagner (3/13/22)  
Strikeouts: 2, at Hawaii (3/5/22)  
Hits Allowed: 1, vs. Wagner (3/13/22)  
Walks Allowed: 3, vs. Belmont (3/22/22)  
Runs Allowed: 1, 2x, last vs. Belmont (3/22/22)

## 39 • Gavin Casas

Hits: 3, vs. Wagner (3/13/22)  
Runs: 2, 2x, last vs. Missouri (3/18/22)  
RBI: 4, 2x, last vs. Missouri (3/18/22)  
Walks: 2, vs. Missouri (3/19/22)  
HRs: 1, vs. Wagner (3/13/22)  
Strikeouts: 3, vs. Missouri (3/20/22)  
Stolen Bases: None

## 97 • Bryce Cunningham

Innings Pitched: 6.0, vs. Florida (4/17/22)  
Strikeouts: 4, vs. Missouri (3/18/22)  
Hits Allowed: 7, vs. Florida (4/17/22)  
Walks Allowed: 4, vs. Texas A&M (4/30/22)  
Runs Allowed: 7, vs. Texas A&M (4/30/22)

## 11 • Davis Diaz

Hits: 3, 4x, last vs. Missouri (3/19/22)  
Runs: 3, 2x, last at Hawaii (3/5/22)  
RBI: 2, 3x, last vs. vs. Austin Peay (4/5/22)  
Walks: 3, 2x, last vs. Missouri (3/18/22)  
HRs: 1, 2x, last vs. Indiana State (5/10/22)  
Strikeouts: 2, 5x, last at Arkansas (5/13/22)  
Stolen Bases: 2, vs. Wagner (3/11/22)

## 43 • Michael Doolin

Innings Pitched: 4.0, vs. South Alabama (2/19/20)  
Strikeouts: 7, vs. South Alabama (2/19/20)  
Hits Allowed: 2, vs. Evansville (2/25/20)  
Walks Allowed: 2, vs. Hawaii (3/1/20)  
Runs Allowed: 1, vs. Hawaii (3/1/20)

## 45 • Alan Espinal

Hits: 1, 2x, last vs. vs. Austin Peay (4/5/22)  
Runs: 1, vs. FIU (5/18/21)  
RBI: 1, vs. FIU (5/18/21)  
Walks: 1, vs. Army (2/26/22)  
HRs: 1, vs. FIU (5/18/21)  
Strikeouts: 2, at Hawaii (3/5/22)  
Stolen Bases: None

## 44 • Donye Evans

Innings Pitched: 2.0, vs. Florida (4/29/22)  
Strikeouts: 2, 4x, last vs. Florida (4/16/22)  
Hits Allowed: 2, at Oklahoma St.-2 (3/13/21)  
Walks Allowed: 2, vs. Texas A&M (4/30/22)  
Runs Allowed: 2, 2x, last at Arkansas (5/14/22)

## 95 • Devin Futrell

Innings Pitched: 9.0, vs. Lipscomb (3/29/22)  
Strikeouts: 10, vs. Austin Peay (4/5/22)  
Hits Allowed: 6, 2x, last Austin Peay (4/5/22)  
Walks Allowed: 2, 2x, last at Arkansas (5/13/22)  
Runs Allowed: 4, at Arkansas (5/13/22)

## 17 • Ryan Ginther

Innings Pitched: 1.1, at Georgia (5/7/22)  
Strikeouts: 2, 5x, last vs. MTSU (5/17/22)  
Hits Allowed: 3, 2x, last at Georgia (5/7/22)  
Walks Allowed: 1, 2x, last vs. MTSU (5/17/22)  
Runs Allowed: 3, vs. Wagner (3/13/22)

## 3 • Rob Gordon

Hits: 1, 2x, last at Auburn (4/08/22)  
Runs: 2, Austin Peay (4/5/22)  
RBI: 3, Austin Peay (4/5/22)  
Walks: 1, Austin Peay (4/5/22)  
HRs:  
Strikeouts: 3, at Auburn (4/08/22)  
Stolen Bases: 1, vs. Michigan (3/15/22)

## 77 • Brett Hansen

Innings Pitched: 1.2, vs. Indiana State (5/10/22)  
Strikeouts: 2, Austin Peay (4/5/22)  
Hits Allowed: 2, vs. Indiana State (5/10/22)  
Walks Allowed: 2, at Arkansas (5/14/22)  
Runs Allowed: 2, vs. Indiana State (5/10/22)

## 21 • Calvin Hewett

Hits: 3, 2x, last vs. Austin Peay (4/5/22)  
Runs: 3, Austin Peay (4/5/22)  
RBI: 2, 3x, last at Georgia (5/6/22)  
Walks: 2, at South Carolina (3/24/22)  
HRs: 1, 3x, last vs. Texas A&M (4/30/22)  
Strikeouts: 2, 4x, last at Georgia (5/6/22)  
Stolen Bases: 2, vs. Austin Peay (4/5/22)

## 40 • Sam Hliboki

Innings Pitched: 5.0, at UCLA (3/6/20)  
Strikeouts: 7, vs. Georgia St. (2/27/21)  
Hits Allowed: 4, vs. Georgia St. (2/27/21)  
Walks Allowed: 1, 4x, last at Missouri (3/25/21)  
Runs Allowed: 2, at Oklahoma St.-2 (3/13/21)

## 20 • Carter Holton

Innings Pitched: 7.0, 3x, last at Arkansas (5/15/22)  
Strikeouts: 13, vs. Wagner (3/11/22)  
Hits Allowed: 7, 2x, last at Auburn (4/09/22)  
Walks Allowed: 4, 3x, last at Arkansas (5/15/22)  
Runs Allowed: 7, at South Carolina (3/25/22)

## 52 • Sam Hunt

Hits: None  
Runs: None  
RBI: None  
Walks: None  
HRs: None  
Strikeouts: None  
Stolen Bases: None

## 34 • Spencer Jones

Hits: 6, vs. Indiana State (5/10/22)  
Runs: 4, at Auburn (4/09/22)  
RBI: 4, vs. Belmont (3/22/22)  
Walks: 3, vs. Wagner (3/13/22)  
HRs: 1, 10x, last vs. Texas A&M (4/29/22)  
Strikeouts: 4, vs. Georgia (4/8/21)  
Stolen Bases: 2, 2x, last vs. Indiana State (5/10/22)

## 12 • Dominic Keegan

Hits: 5, vs. Kentucky (5/22/21)  
Runs: 3, 8x, last vs. Texas A&M (4/29/22)  
RBI: 6, vs. Georgia St.-2 (2/28/21)  
Walks: 3, 2x, last at Georgia (5/8/22)  
HRs: 2, vs. Presbyterian (6/4/21)  
Strikeouts: 4, vs. Oklahoma State (2/19/22)  
Stolen Bases: 1, vs. MTSU (5/17/22)

## 6 • Tate Kolwyck

Hits: 3, 4x, last vs. Texas A&M (4/29/22)  
Runs: 3, 2x, last vs. Wagner (3/11/22)  
RBI: 4, 2x, last vs. South Carolina (3/20/21)  
Walks: 2, 5x, last at Arkansas (5/13/22)  
HRs: 2, vs. South Carolina (3/20/21)  
Strikeouts: 3, 5x, last vs. Indiana State (5/10/22)  
Stolen Bases: 1, 2x, last vs. Presbyterian (6/4/21)

## 19 • Troy Laneve

Hits: 3, 2x, last vs. Kentucky (5/20/21)  
Runs: 2, 4x, vs. Wagner (3/13/22)  
RBI: 4, vs. Presbyterian (6/4/21)  
Walks: 1, 11x, last vs. Indiana State (5/10/22)  
HRs: 1, 8x, last at Auburn (4/09/22)  
Strikeouts: 3, 2x, last at Kentucky (4/24/22)  
Stolen Bases: None

## 42 • Christian Little

Innings Pitched: 5.1, vs. Ole Miss (5/26/21)  
Strikeouts: 7, 2x, last vs. Ole Miss (5/26/21)  
Hits Allowed: 6, vs. Tennessee Tech (3/30/31)  
Walks Allowed: 4, vs. Mississippi State (6/29/21)  
Runs Allowed: 6, at Louisville (5/4/21)

## 50 • Kyle Magrans

Innings Pitched: None  
Strikeouts: None  
Hits Allowed: None  
Walks Allowed: None  
Runs Allowed: None

## 29 • Nick Maldonado

Innings Pitched: 4.0, 3x, last at Hawaii (3/6/22)  
Strikeouts: 5, 2x, last vs. Texas A&M (4/30/22)  
Hits Allowed: 6, 2x, vs. Oklahoma State (2/19/22)  
Walks Allowed: 2, 3x, last at Kentucky (4/24/22)  
Runs Allowed: 4, vs. Kentucky (5/22/21)

## 23 • Kenny Mallory Jr.

Hits: None  
Runs: None  
RBI: None  
Walks: None  
HRs: None  
Strikeouts: 1, 2x, last vs. Belmont (3/22/22)  
Stolen Bases: None

## 35 • Chris McElvain

Innings Pitched: 7.0, 2x, last at S. Carolina (3/24/22)  
Strikeouts: 13, at Hawaii (3/4/22)  
Hits Allowed: 7, vs. Wagner (3/11/22)  
Walks Allowed: 5, 2x, last at Arkansas (5/14/22)  
Runs Allowed: 6, 2x, last vs. Tennessee (4/1/22)

## 10 • T.J. McKenzie

Hits: 2, at Hawaii (3/5/22)  
Runs: 1, 4x, last at Arkansas (5/14/22)  
RBI: 3, vs. Evansville (2/23/22)  
Walks: 1, vs. Evansville (2/23/22)  
HRs: 1, vs. Evansville (2/23/22)  
Strikeouts: 2, at Arkansas (5/14/22)  
Stolen Bases: None

## 36 • Grayson Moore

Innings Pitched: 4.0, vs. MTSU (5/17/22)  
Strikeouts: 5, 2x, last vs. MTSU (5/17/22)  
Hits Allowed: 3, 2x, last vs. Tennessee (4/3/22)  
Walks Allowed: 2, 2x, last at S. Carolina (3/26/22)  
Runs Allowed: 3, vs. Texas A&M (4/30/22)

## 25 • Parker Noland

Hits: 3, 6x, last at Auburn (4/09/22)  
Runs: 3, 2x, last vs. Austin Peay (4/5/22)  
RBI: 5, vs. FIU (5/18/21)  
Walks: 2, 9x, last at Auburn (4/09/22)  
HRs: 1, 11x, last vs. Indiana State (5/10/22)  
Strikeouts: 3, 7x, last vs. Texas A&M (4/30/22)  
Stolen Bases: 1, 4x, last vs. Austin Peay (4/5/22)

## 33 • Hunter Owen

Innings Pitched: 4.1, vs. Tennessee (4/1/22)  
Strikeouts: 7, vs. Tennessee (4/1/22)  
Hits Allowed: 5, vs. Oklahoma State (2/20/22)  
Walks Allowed: 2, 10x, last at S. Carolina (3/26/22)  
Runs Allowed: 6, at Ole Miss (5/16/21)

## 1 • Matthew Polk

Hits: 2, at Kentucky (4/22/22)  
Runs: 2, at Kentucky (4/22/22)  
RBI: 2, 2x, last at Kentucky (4/23/22)  
Walks: 1, at Kentucky (4/22/22)  
HRs: 1, at Kentucky (4/23/22)  
Strikeouts: 2, vs. Texas A&M (4/28/22)  
Stolen Bases: 1, vs. Tennessee Tech (4/19/22)

## 55 • Colton Regen

Innings Pitched: None  
Strikeouts: None  
Hits Allowed: None  
Walks Allowed: None  
Runs Allowed: None

## 88 • Patrick Reilly

Innings Pitched: 7.0 vs. Alabama (5/8/21)  
Strikeouts: 14, at South Carolina (3/25/22)  
Hits Allowed: 6, at Auburn (4/10/22)  
Walks Allowed: 4, 4x, last vs. Tennessee (4/3/22)  
Runs Allowed: 6, 2x, last at Auburn (4/10/22)

## 18 • JD Rogers

Hits: None  
Runs: None  
RBI: None  
Walks: None  
HRs: None  
Strikeouts: None  
Stolen Bases: None

## 66 • Thomas Schultz

Innings Pitched: 6.0, 2x, last vs. Austin Peay (4/20/21)  
Strikeouts: 8, vs. UIC (3/5/21)  
Hits Allowed: 6, at Oklahoma St. (3/14/21)  
Walks Allowed: 2, 6x, last at Arkansas (5/13/22)  
Runs Allowed: 6, at Oklahoma St. (3/14/21)

# CAREER HIGHS

<div> <div>48 • Christian Smith</div> <div> <div>Hits: None</div> <div>Runs: None</div> <div>RBI: None</div> <div>Walks: None</div> <div>HRs: None</div> <div>Strikeouts: None</div> <div>Stolen Bases: None</div> </div> </div>			
<div> <div>13 • Jonathan Vastine</div> <div> <div>Hits: 2, at Auburn (4/10/22)</div> <div>Runs: 1, 6x, last at Georgia (5/7/22)</div> <div>RBI: 1, 5x, last vs. Texas A&amp;M (4/29/22)</div> <div>Walks: 1, 3x, last at Georgia (5/6/22)</div> <div>HRs: None</div> <div>Strikeouts: 3, at Georgia (5/8/22)</div> <div>Stolen Bases: 1, vs. Oklahoma State (2/19/22)</div> </div> </div>			
<div> <div>2 • Javier Vaz</div> <div> <div>Hits: 3, 3x, last at Georgia (5/6/22)</div> <div>Runs: 3, vs. Oklahoma State (2/20/22)</div> <div>RBI: 5, at Hawaii (3/5/22)</div> <div>Walks: 2, 6x, last at Arkansas (5/13/22)</div> <div>HRs: 1, 3x, last at Georgia (5/6/22)</div> <div>Strikeouts: 3, at Arkansas (5/15/22)</div> <div>Stolen Bases: 2, vs. NC State (6/25/21)</div> </div> </div>			
<div> <div>9 • Carter Young</div> <div> <div>Hits: 4, vs. Missouri (3/18/22)</div> <div>Runs: 3, 2x, last at Tennessee (4/18/21)</div> <div>RBI: 4, 3x, last at Ole Miss (5/16/21)</div> <div>Walks: 3, 3x, last at South Carolina (3/24/22)</div> <div>HRs: 2, vs. Alabama (5/7/21)</div> <div>Strikeouts: 4, vs. Oklahoma State (2/20/22)</div> <div>Stolen Bases: 2, at Tennessee (4/18/21)</div> </div> </div>			

THE LAST TIME VANDERBILT ...

Won 5 or more consecutive games	18 games (Feb. 23-March 24, 2022)
Won 7 or more consecutive games	18 games (Feb. 23-March 24, 2022)
Won 10 or more consecutive games	18 games (Feb. 23-March 24, 2022)
Won 13 or more consecutive games	18 games (Feb. 23-March 24, 2022)
Won 14 or more consecutive games	18 games (Feb. 23-March 24, 2022)
Won 15 or more consecutive games	18 games (Feb. 23-March 24, 2022)
Won 5 or more consecutive home games	12 games (Feb. 23-March 20, 2022)
Won 8 or more consecutive home games	12 games (Feb. 23-March 20, 2022)
Won 10 or more consecutive home games	12 games (Feb. 23-March 20, 2022)
Won 20 or more consecutive home games	Never Happened
Won 5 or more consecutive road games	7 games (March 25, 2021-April 16, 2021)
Won 7 or more consecutive road games	7 games (March 25, 2021-April 16, 2021)
Won 10 or more consecutive road games	11 games (April 9-May 17, 2019)
Won 12 or more consecutive road games	13 games (April 20, 2013-March 18, 2014)
Won 5 or more consecutive conference games	6 games (March 25-April 3, 2021)
Won 6 or more consecutive conference games	6 games (March 25-April 3, 2021)
Won 9 or more consecutive conference games	10 games (April 19-May 10, 2019)
Won 11 or more consecutive conference games	11 games (April 20-May 16, 2013)
Won 5 or more consecutive conference home games	9 games (May 17, 2018-March 30, 2019)
Won 8 or more consecutive conference home games	9 games (May 17, 2018-March 30, 2019)
Won 9 or more consecutive conference home games	12 games (March 23-May 16, 2013)
Won 5 or more consecutive conference road games	16 games (April 19, 2019-April 16, 2021)
Won 7 or more consecutive conference road games	16 games (April 19, 2019-April 16, 2021)
Won 9 or more consecutive conference road games	16 games (April 19, 2019-April 16, 2021)
Won 5 or more consecutive midweek games	9 games (May 11, 2021-April 19, 2022)
Won 10 or more consecutive midweek games	25 games (March 5, 2019-April 20, 2021)
Won 15 or more consecutive midweek games	25 games (March 5, 2019-April 20, 2021)
Won 17 or more consecutive midweek games	25 games (March 5, 2019-April 20, 2021)
Won 5 or more consecutive midweek home games	28 games (March 5, 2019-April 19, 2022)
Won 13 or more consecutive midweek home games	28 games (March 5, 2019-April 19, 2022)
Won 14 or more consecutive midweek home games	28 games (March 5, 2019-April 19, 2022)
Lost 5 or more consecutive games	6 games (April 29-May 8, 2018)
Lost 7 or more consecutive games	7 games (March 28-April 6, 1997)
Lost 8 or more consecutive games	12 games (March 25-April 10, 1994)
Lost 4 or more consecutive home games	4 games (Feb. 24-29, 2012)
Lost 5 or more consecutive home games	6 games (April 30-May 22, 2005)
Lost 6 or more consecutive home games	6 games (April 30-May 22, 2005)
Lost 7 or more consecutive home games	9 games (1965-1966)
Lost 5 or more consecutive road games	6 games (March 30-April 20, 2018)
Lost 6 or more consecutive road games	6 games (March 30-April 20, 2018)
Lost 7 or more consecutive road games	8 games (Feb. 17-April 6, 2012)
Lost 8 or more consecutive road games	8 games (Feb. 17-April 6, 2012)
Lost 9 or more consecutive road games	9 games (March 25-April 26, 1994)
Los 10 or more consecutive road games	11 games (April 18, 1978-March 5, 1979)
Lost 5 or more consecutive conference games	6 games (March 25-April 8, 2022)
Lost 6 or more consecutive conference games	6 games (March 25-April 8, 2022)
Lost 7 or more consecutive conference games	7 games (May 10, 2008-March 15, 2009)
Lost 8 or more consecutive conference games	11 games (April 5-27, 2002)
Lost 9 or more consecutive conference games	11 games (April 5-27, 2002)
Lost 10 or more consecutive conference games	11 games (April 5-27, 2002)
Lost 5 or more consecutive conference home games	5 games (April 12-27, 2002)
Lost 6 or more consecutive conference home games	9 games (April 14-May 14, 2000)
Lost 7 or more consecutive conference home games	9 games (April 14-May 14, 2000)
Lost 8 or more consecutive conference home games	9 games (April 14-May 14, 2000)
Lost 5 or more consecutive conference road games	5 games (March 30-April 20, 2018)
Lost 6 or more consecutive conference road games	10 games (April 5-May 17, 2002)
Lost 7 or more consecutive conference road games	10 games (April 5-May 17, 2002)
Lost 8 or more consecutive conference road games	10 games (April 5-May 17, 2002)
Shutout an opponent	at #4 Arkansas, 5-0, 7 inn. (May 15, 2022)
Shutout an opponent on Opening Day	vs. #7 Oklahoma State, 3-0 (Feb. 18, 2022)
Shutout an opponent at home	vs. Tennessee Tech, 7-0 (April 19, 2022)
Shutout an SEC opponent at home	vs. Missouri, 6-0 (March 19, 2022)
Shutout an opponent on the road	at #4 Arkansas, 5-0, 7 inn. (May 15, 2022)
Shutout an SEC opponent on the road	at #4 Arkansas, 5-0, 7 inn. (May 15, 2022)
Shutout an opponent on a neutral field	vs. Duke, 3-0 @ Nashville Super Regional (June 8, 2019)
Shutout a midweek opponent at home	vs. Tennessee Tech, 7-0 (April 19, 2022)
Shutout a midweek opponent on the road	at Middle Tennessee, 1-0 (April 12, 2011)
Shutout back-to-back opponents	vs. Tennessee Tech, 7-0; at Kentucky, 10-0 (April 19-22, 2022)
Shutout three consecutive opponents	vs. South Alabama, 3-0 + 4-0; vs. Illinois-Chicago, 9-0 (Feb. 18-21, 2020)
Was shutout	vs. #10 Louisville, 1-0 (May 3, 2022)
Was shutout in back-to-back games	Kentucky, 14-0 & 4-0 (April 23, 1976)
Was shutout on Opening Day	vs. San Diego, 10-0 (Feb. 17, 2006)
Was shutout at home	vs. #10 Louisville, 1-0 (May 3, 2022)
Was shutout at home by an SEC opponent	#1 Tennessee, 5-0 (April 3, 2022)

Was shutout on the road	at Texas A&M, 7-0 (March 17, 2019)
Was shutout on the road by an SEC opponent	at Texas A&M, 7-0 (March 17, 2019)
Was shutout on a neutral field	vs. Mississippi State, 9-0, at College World Series (June 30, 2021)
Was shutout against a midweek opponent at home	vs. #10 Louisville, 1-0 (May 3, 2022)
Was shutout against a midweek opponent on the road	at North Florida, 2-0 (March 5, 1991)
Was shutout against a non-conference opponent on a neutral site	vs. NC State, 1-0, at CWS (June 21, 2021)
Run-ruled an opponent	vs. Auburn, 11-1, 8 inn. @ SEC Tournament (May 22, 1919)
Run-ruled an opponent at home	vs. Evansville, 14-3, 5 inn. (April 17, 2002)
Was run-ruled	vs. Texas A&M, 13-3, 7 inn. @ SEC Tournament (May 27, 2016)
Played in 14 or more innings	14 innings, vs. Illinois-Chicago (W, 6-5) (Feb. 27, 2016)
Played in 15 or more innings	16 innings, vs. Ole Miss (L, 6-5) (April 10, 2015)
Played in 16 or more innings	16 innings, vs. Ole Miss (L, 6-5) (April 10, 2015)
Played in 17 or more innings	17 innings, vs. Louisville (W, 11-10) (May 11, 2010)
Won both games of a doubleheader	vs. Wagner: 12-1, 13-1 (March 5, 2022)
Shutout opponent in both games of a doubleheader	vs. Georgia: 3-0, 6-0 (April 27, 1976)
Lost both games of a doubleheader	at Tennessee: 4-2 (11), 4-3 (April 25, 2010)
Swept a 3-game series at home	vs. Missouri (March 18-20, 2022)
Swept a 3-game series at home vs. non-conference opponent	vs. Wagner (March 11-13, 2022)
Swept a 3-game series on the road	at LSU (April 1-3, 2021)
Swept a 3-game SEC series at home	vs. Missouri (March 18-20, 2022)
Swept a 3-game SEC series on the road	at LSU (April 1-3, 2021)
Swept a midweek series at home	2 games, vs. South Alabama (Feb. 18-19, 2020)
Swept a midweek series on the road	2 games, at Ohio (May 17-18, 2005)
Swept a four-game series	at Hawaii (March 4-6, 2022)
Was swept in a 3-game series at home	vs. #1 Tennessee (April 1-3, 2022)
Was swept in a 3-game series at home vs. non-conference opponent	vs. Oregon (Feb. 24-26, 2012)
Was swept in a 3-game series on the road	at Auburn (May 4-6, 2018)
Was swept in a 3-game SEC series at home	vs. #1 Tennessee (April 1-3, 2022)
Was swept in a 3-game SEC series on the road	at Auburn (May 4-6, 2018)
Swept 3 or more SEC series in a season	5, 2019 (vs. UF, at ALA, vs. AUB, at USC, at UK)
Swept 5 or more SEC series in a season	5, 2019 (vs. UF, at ALA, vs. AUB, at USC, at UK)
Swept 6 or more SEC series in a season	6, 2013 (at AUB, vs. UT, at OM, vs. MIZ, vs. MSU, vs. UK)
Was swept in 3 or more SEC series in a season	3, 2009 (vs. ALA, at USC, vs. UT)
Was swept in 4 or more SEC series in a season	4, 2002 (vs. UGA, at OM, at UF, at AUB)
Swept Alabama in a 3-game series at home	April 9-11, 2011
Swept Alabama in a 3-game series on the road	April 19-21, 2019
Was swept by Alabama in a 3-game series at home	April 17-19, 2009
Was swept by Alabama in a 3-game series on the road	April 22-23, 2006
Swept Florida in a 3-game series at home	March 21-23, 2019
Swept Florida in a 3-game series on the road	Never Happened
Was swept by Florida in a 3-game series at home	May 20-22, 2005
Was swept by Florida in a 3-game series on the road	March 30-April 1, 2018
Swept Georgia in a 3-game series at home	April 29-May 1, 2016
Swept Georgia in a 3-game series on the road	April 3-5, 2015
Was swept by Georgia in a 3-game series at home	March 22-24, 2002
Was swept by Georgia in a 3-game series on the road	May 2-4, 2003
Swept Kentucky in a 3-game series at home	May 17-19, 2018
Swept Kentucky in a 3-game series on the road	May 16-18, 2019
Was swept by Kentucky in a 3-game series at home	May 12-14, 2000
Was swept by Kentucky in a 3-game series on the road	April 9-10, 1988
Swept LSU in a 3-game series at home	April 22-24, 2011
Swept LSU in a 3-game series on the road	April 1-3, 2021
Was swept by LSU in a 3-game series at home	Never Happened
Was swept by LSU in a 3-game series on the road	March 7-9, 1997
Swept Mississippi State in a 3-game series at home	April 26-28, 2013
Swept Mississippi State in a 3-game series on the road	March 16-18, 2018
Was swept by Mississippi State in a 3-game series at home	April 20-21, 1991
Was swept by Mississippi State in a 3-game series on the road	March 11-12, 2000
Swept Missouri in a 3-game series at home	March 18-20, 2022
Swept Missouri in a 3-game series on the road	March 25-27, 2021
Was swept by Missouri in a 3-game series at home	Never Happened
Was swept by Missouri in a 3-game series on the road	Never Happened
Swept Ole Miss in a 3-game series at home	May 17-19, 2012
Swept Ole Miss in a 3-game series on the road	April 5-7, 2013
Was swept by Ole Miss in a 3-game series at home	1967
Was swept by Ole Miss in a 3-game series on the road	April 5-6, 2008
Swept South Carolina in a 3-game series at home	Never Happened
Swept South Carolina in a 3-game series on the road	May 3-5, 2019
Was swept by South Carolina in a 3-game series at home	April 12-14, 2002
Was swept by South Carolina in a 3-game series on the road	May 1-3, 2009
Swept Tennessee in a 3-game series at home	March 29-31, 2013
Swept Tennessee in a 3-game series on the road	May 2-4, 2008
Was swept by Tennessee in a 3-game series at home	April 1-3, 2022
Was swept by Tennessee in a 3-game series on the road	May 5-7, 2000

THE LAST TIME VANDERBILT ...

Defeated a Top 25 ranked team \_\_\_\_\_ at #4 Arkansas, 5-0, 7 inn. (May 15, 2022)  
Defeated a Top 25 ranked team at home \_\_\_\_\_ vs. #21 Texas A&M, 11-1 (April 29, 2022)  
Defeated a Top 25 ranked team on the road \_\_\_\_\_ at #4 Arkansas, 5-0, 7 inn. (May 15, 2022)  
Defeated a Top 25 ranked team at a neutral site \_\_\_\_\_ vs. #11 Mississippi State, 8-2, at CWS (6/28/21)  
Defeated a Top 25 ranked non-conference team \_\_\_\_\_ vs. #7 Oklahoma State, 3-0 (Feb. 18, 2022)  
Defeated a Top 25 ranked non-conference team at home \_\_\_\_\_ vs. #7 Oklahoma State, 3-0 (Feb. 18, 2022)  
Defeated a Top 25 ranked non-conference team on the road \_\_\_\_\_ at #13 Oklahoma State - Game 2, 18-4 (March 13, 2021)

Defeated a Top 20 ranked team \_\_\_\_\_ at #4 Arkansas, 5-0, 7 inn. (May 15, 2022)  
Defeated a Top 20 ranked team at home \_\_\_\_\_ vs. #7 Oklahoma State, 3-0 (Feb. 18, 2022)  
Defeated a Top 20 ranked team on the road \_\_\_\_\_ at #4 Arkansas, 5-0, 7 inn. (May 15, 2022)  
Defeated a Top 20 ranked team at a neutral site \_\_\_\_\_ vs. #11 Mississippi State, 8-2, at CWS (6/28/21)

Defeated a Top 15 ranked team \_\_\_\_\_ at #4 Arkansas, 5-0, 7 inn. (May 15, 2022)  
Defeated a Top 15 ranked team at home \_\_\_\_\_ vs. #7 Oklahoma State, 3-0 (Feb. 18, 2022)  
Defeated a Top 15 ranked team on the road \_\_\_\_\_ at #4 Arkansas, 5-0, 7 inn. (May 15, 2022)  
Defeated a Top 15 ranked team at a neutral site \_\_\_\_\_ vs. #11 Mississippi State, 8-2, at CWS (6/28/21)

Defeated a Top 10 ranked team \_\_\_\_\_ at #4 Arkansas, 5-0, 7 inn. (May 15, 2022)  
Defeated a Top 10 ranked team at home \_\_\_\_\_ vs. #7 Oklahoma State, 3-0 (Feb. 18, 2022)  
Defeated a Top 10 ranked team on the road \_\_\_\_\_ at #4 Arkansas, 5-0, 7 inn. (May 15, 2022)  
Defeated a Top 10 ranked team at a neutral site \_\_\_\_\_ vs. #7 Stanford, 6-5 (June 23, 2021)

Defeated a Top 5 ranked team \_\_\_\_\_ at #4 Arkansas, 5-0, 7 inn. (May 15, 2022)  
Defeated a Top 5 ranked team at home \_\_\_\_\_ vs. #4 Mississippi State, 7-4 (April 25, 2021)  
Defeated a Top 5 ranked team on the road \_\_\_\_\_ at #4 Arkansas, 5-0, 7 inn. (May 15, 2022)  
Defeated a Top 5 ranked team at a neutral site \_\_\_\_\_ vs. #5 Arizona, 7-6 (June 19, 2021)

Defeated a #1 ranked team \_\_\_\_\_ vs. #1 Texas A&M, 6-5 (May 25, 2016)  
Defeated a #1 ranked team at home \_\_\_\_\_ vs. #1 Kentucky, 4-3 (April 28, 2012)  
Defeated a #1 ranked team on the road \_\_\_\_\_ at #1 Florida, 5-0 (May 14, 2016)  
Defeated a #1 ranked team at a neutral site \_\_\_\_\_ vs. #1 Texas A&M, 6-5 (May 25, 2016)

Won a series against a Top 25 ranked team \_\_\_\_\_ at #4 Arkansas, 9-6, 6-11, 5-0 (May 13-15, 2022)  
Won a series against a Top 10 ranked team \_\_\_\_\_ at #4 Arkansas, 9-6, 6-11, 5-0 (May 13-15, 2022)  
Won a series against a Top 25 ranked team at home \_\_\_\_\_ vs. #23 Florida, 5-4, 8-6, 3-4 (April 15-17, 2022)  
Won a series against a Top 10 ranked team at home \_\_\_\_\_ vs. #4 Mississippi State, 6-2, 4-7, 7-4 (April 23-25, 2021)  
Won a series against a Top 25 ranked team on the road \_\_\_\_\_ at #4 Arkansas, 9-6, 6-11, 5-0 (May 13-15, 2022)  
Won a series against a Top 10 ranked team on the road \_\_\_\_\_ at #4 Arkansas, 9-6, 6-11, 5-0 (May 13-15, 2022)  
Swept a series against a Top 25 ranked team \_\_\_\_\_ vs. #25 Auburn: 12-6, 5-2, 9-5 (April 25-27, 2019)  
Swept a series against a Top 10 ranked team \_\_\_\_\_ 2 games, at #1 Arkansas, 9-0, 13-6 (April 10-11, 2009)  
Have not swept a 3-game series in the Tim Corbin era  
Played to a tie \_\_\_\_\_ vs. Alabama, 3-3 - 8 inn. (May 20, 2017)

Hit back-to-back home runs \_\_Carter Young (2-run), Enrique Bradford Jr. (solo) - 9th inn. at #22 Georgia (May 7, 2022)  
Hit back-to-back HR twice in a game \_\_\_\_\_ Spencer Jones (solo), Dominic Keegan (solo) - 3rd inn;  
\_\_\_\_\_ Tate Kolwyck (solo), Carter Young (solo) - 7th inn. vs. Missouri (March 20, 2022)  
Had multiple players hit 2-or-more home runs \_\_\_\_\_  
Stephen Scott (2), Philip Clarke (2), Connor Kaiser (3) at Clemson (June 3, 2018)

Hit 2 or more home runs in an inning \_\_\_\_\_ 2, 9th inning at #22 Georgia (May 7, 2022)  
Hit 3 or more home runs in an inning \_\_\_\_\_ 3, 3rd inning, vs. San Diego (Feb. 21, 2016)  
Hit 5 or more home runs in a game \_\_\_\_\_ 5, vs. Duke (June 9, 2019)  
Hit 6 or more home runs in a game \_\_\_\_\_ 9, vs. #8 Clemson @ NCAA Clemson Regional (June 3, 2018)  
Hit 8 or more home runs in a game \_\_\_\_\_ 9, vs. #8 Clemson @ NCAA Clemson Regional (June 3, 2018)  
Hit multiple grand slams in a season \_\_\_\_\_ 4 (D. Keegan, T. Kolwyck, C. Young, I. Thomas) (2021)  
Hit 3 or more grand slams in a season \_\_\_\_\_ 4 (D. Keegan, T. Kolwyck, C. Young, I. Thomas) (2021)  
Hit 4 or more grand slams in a season \_\_\_\_\_ 4 (D. Keegan, T. Kolwyck, C. Young, I. Thomas) (2021)

Homered in 3 or more consecutive innings \_\_\_\_\_ 3, vs. Tennessee Tech, 3rd-4th-5th (April 30, 2019)  
Homered in 4 or more consecutive innings \_\_\_\_\_ 4, vs. Clemson, 5th-6th-7th-8th (June 3, 2018)  
Homered in 5 or more consecutive games \_\_\_\_\_ 13 games (March 1-22, 2022)  
Homered in 8 or more consecutive games \_\_\_\_\_ 13 games (March 1-22, 2022)  
Homered in 9 or more consecutive games \_\_\_\_\_ 13 games (March 1-22, 2022)  
Homered in 10 or more consecutive games \_\_\_\_\_ 13 games (March 1-22, 2022)

Scored 10 or more runs in 3 consecutive games \_\_\_\_\_ 3 games (March 11-13, 2022)  
Scored 10 or more runs in 4 consecutive games \_\_\_\_\_ 4 games (April 9-14, 2013)  
Scored 10 or more runs in 5 or more consecutive games \_\_\_\_\_ 6 games (April 22-May 1, 2011)  
Scored 15 or more runs in a game \_\_\_\_\_ 19, at Auburn (April 9, 2022)  
Scored 20 or more runs in a game \_\_\_\_\_ 20, vs. FIU (May 18, 2021)  
Scored 20 or more runs in consecutive games \_\_\_\_\_  
21-10 vs. Tennessee Tech; 22-11 at S. Carolina (April 30; May 3, 2019)

Scored 10 or more runs in a loss \_\_\_\_\_ 12-14, vs. Arkansas (April 14, 2019)  
Scored 15 or more runs in a loss \_\_\_\_\_ 15-16, 10 inn. - at LSU (May 7, 2010)  
Scored 17 or more runs in a loss \_\_\_\_\_ 17-22, vs. Michigan State (March 20, 1993)  
Scored 20 or more runs in a loss \_\_\_\_\_ Never Happened

Scored 10 or more unanswered runs \_\_\_\_\_ 12, vs. Belmont (March 22, 2022)  
Scored 15 or more unanswered runs \_\_\_\_\_ 17, vs. FIU (May 18, 2021)  
Scored 20 or more unanswered runs \_\_\_\_\_ 21, vs. Radford @ NCAA Nashville Regional (June 1, 2015)

Scored in 5 consecutive innings \_\_\_\_\_ 5, (4th-8th inn.) vs. #23 Florida (April 16, 2022)  
Scored in 6 consecutive innings \_\_\_\_\_ 6, (4th-9th inn.) at Ole Miss (May 15, 2021)  
Scored 5 or more runs in the first inning \_\_\_\_\_ 7, vs. #11 Mississippi State, 8-2, at CWS (6/28/21)  
Scored 6 or more runs in the first inning \_\_\_\_\_ 7, vs. #11 Mississippi State, 8-2, at CWS (6/28/21)  
Scored 7 or more runs in the first inning \_\_\_\_\_ 7, vs. #11 Mississippi State, 8-2, at CWS (6/28/21)  
Scored 9 or more runs in the first inning \_\_\_\_\_ 9, vs. Samford (March 12, 2019)

Scored in the first inning in 4 or more consecutive games \_\_\_\_\_ 4 games (Feb. 21-25, 2020)  
Scored 7 or more runs in an inning \_\_\_\_\_ 9, (4th inn.) at Auburn, 19-4 (April 9, 2022)  
Scored 10 or more runs in an inning \_\_\_\_\_ 10, (5th inn.) vs. Belmont, 13-4 (March 22, 2022)  
Scored 14 or more runs in an inning \_\_\_\_\_ 14 (3rd inn.) vs. Middle Tennessee (May 15, 2018)  
Scored 4 or more runs in three diff. innings \_\_\_\_\_ 7 (4th inn), 9 (6th inn) & 5 (7th inn) at South Carolina (May 3, 2019)  
Scored 4 or more runs in three diff. innings in consecutive games \_\_\_\_\_ 6 (1st inn), 5 (3rd inn) & 4 (4th inn)  
vs. Tennessee Tech (April 30, 2019) and 7 (4th inn), 9 (6th inn) & 5 (7th inn) at S. Carolina (May 3, 2019)

Scored 10 or more runs in a road game \_\_\_\_\_ 11, at #22 Georgia (May 6, 2022)  
Scored 15 or more runs in a road game \_\_\_\_\_ 19, at Auburn (April 9, 2022)  
Scored 20 or more runs in a road game \_\_\_\_\_ 22, at South Carolina (May 3, 2019)  
Scored 25 or more runs in a road game \_\_\_\_\_ Never Happened

Allowed 10 or more runs in a loss \_\_\_\_\_ 11, at #4 Arkansas (May 14, 2022)  
Allowed 10 or more runs in a win \_\_\_\_\_ 11, vs. Georgia Tech (June 6, 2021)  
Allowed 15 or more runs in a game \_\_\_\_\_ 18, vs. Duke (June 7, 2019)  
Allowed 20 or more runs in a game \_\_\_\_\_ 20, vs. Florida (April 15, 2017)  
Allowed 7 or more runs in an inning \_\_\_\_\_ 8, 7th inn. at #22 Georgia (May 7, 2022)  
Allowed 10 or more runs in an inning \_\_\_\_\_ 13, 7th inn. vs. Xavier (June 4, 2016)  
Allowed 5 or more runs in the first inning \_\_\_\_\_ 6, vs. Ole Miss @ SEC Tourney (May 26, 2019)

Overcame a deficit of 4 or more runs in a win \_\_\_\_\_ 4, vs. Indiana State (May 10, 2022)  
Overcame a deficit of 5 or more runs in a win \_\_\_\_\_ 8, vs. Ole Miss @ SEC Tournament (May 26, 2019)  
Overcame a deficit of 6 or more runs in a win \_\_\_\_\_ 8, vs. Ole Miss @ SEC Tournament (May 26, 2019)  
Overcame a deficit of 7 or more runs in a win \_\_\_\_\_ 8, vs. Ole Miss @ SEC Tournament (May 26, 2019)  
Overcame a deficit of 8 or more runs in a win \_\_\_\_\_ 8, vs. Ole Miss @ SEC Tournament (May 26, 2019)  
Overcame a deficit of 9 or more runs in a win \_\_\_\_\_ 10, vs. Illinois State (March 1, 2015)

Squandered a lead of 4 or more runs in a loss \_\_\_\_\_ 4, at #4 Arkansas (May 14, 2022)  
Squandered a lead of 5 or more runs in a loss \_\_\_\_\_ 5, at #19 Texas A&M (March 16, 2019)  
Squandered a lead of 6 or more runs in a loss \_\_\_\_\_ 7, vs. South Carolina (April 27, 2018)  
Squandered a lead of 7 or more runs in a loss \_\_\_\_\_ 7, vs. South Carolina (April 27, 2018)

Had 15 or more hits in a game \_\_\_\_\_ 16, at #22 Georgia (May 6, 2022)  
Had 15 or more hits in a win \_\_\_\_\_ 16, at #22 Georgia (May 6, 2022)  
Had 18 or more hits in a game \_\_\_\_\_ 23, at Auburn (April 9, 2022)  
Had 18 or more hits in a win \_\_\_\_\_ 23, at Auburn (April 9, 2022)  
Had 20 or more hits in a win \_\_\_\_\_ 23, at Auburn (April 9, 2022)  
Had 30 or more hits in a game \_\_\_\_\_ 30, vs. Alabama (April 17, 1988)  
Had 50 or more hits in an SEC series \_\_\_\_\_ 54, vs. Missouri (April 12-14, 2013)  
Had 15 or more hits in a loss \_\_\_\_\_ 17, vs. Florida (April 15, 2017)

Had 10 or more total bases in a game \_\_\_\_\_ Dominic Keegan (10) vs. Presbyterian (June 4, 2021)  
Had 11 or more total bases in a game \_\_\_\_\_ Connor Kaiser (14) at Clemson (June 3, 2018)

Had at least 15 hits in back-to-back games \_\_\_\_\_ 15, 16 vs. Wagner (March 11, 2022)  
Had at least 10 hits in 5 or more consecutive games \_\_\_\_\_ 5 games (March 11-18, 2022)  
Had at least 10 hits in 6 or more consecutive games \_\_\_\_\_ 6 games (Feb. 20-March 1, 2019)  
Had at least 10 hits in 7 or more consecutive games \_\_\_\_\_ 7 games (Feb. 18-27, 2018)  
Had at least 10 hits in 8 or more consecutive games \_\_\_\_\_ 8 games (Feb. 27-March 12, 2010)

Had 5 or more doubles in a game \_\_\_\_\_ 10, at Auburn (April 9, 2022)  
Had 6 or more doubles in a game \_\_\_\_\_ 10, at Auburn (April 9, 2022)  
Had 7 or more doubles in a game \_\_\_\_\_ 10, at Auburn (April 9, 2022)  
Allowed 5 or more doubles in a game \_\_\_\_\_ 5, at #22 Georgia (May 6, 2022)  
Allowed 6 or more doubles in a game \_\_\_\_\_ 6, vs. Arkansas (April 14, 2019)

Had 2 or more triples in a game \_\_\_\_\_ 2, vs. #21 Texas A&M (April 29, 2022)  
Had 3 or more triples in a game \_\_\_\_\_ 4, vs. Radford (May 31, 2015)  
Had 4 or more triples in a game \_\_\_\_\_ 4, vs. Radford (May 31, 2015)  
Allowed 2 or more triples in a game \_\_\_\_\_ 2, vs. Duke (June 7, 2019)  
Allowed 3 or more triples in a game \_\_\_\_\_ 3, vs. Texas A&M (April 11, 2014)

# THE LAST TIME VANDERBILT ...

Allowed 3 or more home runs in a game \_\_\_\_\_ **3, at #4 Arkansas (May 14, 2022)**  
Allowed 4 or more home runs in a game \_\_\_\_\_ **4, vs. #23 Florida (April 16, 2022)**  
Allowed 5 or more home runs in a game \_\_\_\_\_ **7, vs. Georgia (April 8, 2021)**

Did not draw a walk in a game \_\_\_\_\_ **at Auburn (April 10, 2022)**  
Walked 10 or more times in a game \_\_\_\_\_ **12, at Kentucky (April 22, 2022)**  
Walked 15 or more times in a game \_\_\_\_\_ **17, vs. Davidson (March 5, 2019)**  
Walked 18 or more times in a game \_\_\_\_\_ **19, vs. Middle Tennessee (May 15, 2018)**  
Allowed 0 walks in a game \_\_\_\_\_ **vs. #4 Mississippi State (April 23, 2021)**  
Allowed 0 walks in back-to-back games \_\_\_\_\_ **at San Diego, DH (Feb. 20, 2011)**  
Allowed 10 or more walks in a game \_\_\_\_\_ **10, at #4 Arkansas (May 14, 2022)**  
Allowed 12 or more walks in a game \_\_\_\_\_ **12, vs. Austin Peay (Feb. 27, 2019)**  
Allowed 10-plus walks in back-to-back games \_\_\_\_\_ **12, vs. Illinois State; 12, vs. Evansville (March 1-3, 2015)**

Did not strikeout in a game \_\_\_\_\_ **vs. Tennessee-Martin (Feb. 23, 2005)**  
Struck out 12 or more times in a game \_\_\_\_\_ **13, at #22 Georgia (May 6, 2022)**  
Struck out 15 or more times in a game \_\_\_\_\_ **15, at Auburn (April 8, 2022)**  
Struck out 15 or more batters in a game \_\_\_\_\_ **16, vs. #21 Texas A&M (April 30, 2022)**  
Struck out 19 or more batters in a game \_\_\_\_\_ **19, vs. #5 Arizona (June 19, 2021)**  
Struck out 20 or more opposing batters in a game \_\_\_\_\_ **22, vs. Ole Miss (April 10, 2015)**  
Struck out 10 or more opposing batters in 5 consecutive games \_\_\_\_\_ **6 games (March 11-20, 2022)**  
Struck out 10 or more opposing batters in 8 consecutive games \_\_\_\_\_ **9 games (Feb. 18-March 5, 2022)**

Pitching staff held opponent scoreless for 10 consecutive inn. in a game \_\_\_\_\_ **11 inn. at Missouri (March 26, 2016)**

Had 5 or more hit batters in a game \_\_\_\_\_ **6, Tennessee Tech (April 19, 2022)**  
Had 6 or more hit batters in a game \_\_\_\_\_ **6, Tennessee Tech (April 19, 2022)**

Had 5 or more stolen bases in a game \_\_\_\_\_ **5, vs. Middle Tennessee (May 17, 2022)**  
Had 6 or more stolen bases in a game \_\_\_\_\_ **6, vs. Hawaii (March 1, 2020)**  
Had 7 or more stolen bases in a game \_\_\_\_\_ **7, vs. UMass-Lowell (Feb. 25, 2018)**  
Had 8 or more stolen bases in a game \_\_\_\_\_ **8, vs. UNC-Wilmington (June 1, 2012)**

Left 13 or more runners on base \_\_\_\_\_ **13, at #22 Georgia (May 6, 2022)**  
Left 14 or more runners on base \_\_\_\_\_ **14, at Kentucky (April 22, 2022)**  
Left 15 or more runners on base \_\_\_\_\_ **15, vs. #14 Florida (March 22, 2019)**  
Left 16 or more runners on base \_\_\_\_\_ **17, vs. Mississippi State @ Nashville Super Regional (June 10, 2018)**

Committed 4 or more errors in a game \_\_\_\_\_ **4, at #22 Georgia (May 7, 2022)**  
Committed 5 or more errors in a game \_\_\_\_\_ **6, at Middle Tennessee (March 22, 2016)**  
Committed 6 or more errors in a game \_\_\_\_\_ **6, at Middle Tennessee (March 22, 2016)**

Combined for a no-hitter \_\_\_\_\_ **at Kentucky (Chris McElvain, Christian Little), April 22, 2022**  
Combined for a perfect game \_\_\_\_\_ **at Western Kentucky (J. Lewis, N. Pilkington, J. Scott, M. Buschmann), May 6, 2003**  
Combined on a one-hitter \_\_\_\_\_ **vs. Evansville, 6 inn. (Devin Futrell, Bryce Cunningham), Feb. 23, 2022**  
Combined on a two-hitter \_\_\_\_\_ **vs. Middle Tennessee (Carter Holton) May 15, 2022**  
Combined on a three-hitter \_\_\_\_\_ **vs. Tennessee Tech (D. Futrell, B. Hansen, J. Anderson, N. Maldonado) April 19, 2022**  
Was no-hit \_\_\_\_\_ **at Texas A&M (Kyle Simonds, 9.0), May 7, 2016**

Started six true freshmen \_\_\_\_\_ **at Auburn (Austin Martin - LF, Philip Clarke - DH, Pat DeMarco - RF, Jayson Gonzalez - SS, Garrett Blaylock - 3B, Mason Hickman - SP), May 6, 2018**

## HITTING:

Hit an inside-the-park home run \_\_\_\_\_ **Will Toffey vs. Belmont (March 22, 2017)**  
Hit a pinch-hit home run \_\_\_\_\_ **Troy LaNeve at Auburn (April 9, 2022)**  
Hit a grand slam \_\_\_\_\_ **Javier Vaz at Hawaii - Game 2 (March 5, 2022)**  
Hit a grand slam on the road \_\_\_\_\_ **Javier Vaz at Hawaii - Game 2 (March 5, 2022)**

Hit a walk-off home run \_\_\_\_\_ **Troy LaNeve vs. Kentucky (May 20, 2021)**  
Hit an extra-inning walk-off home run \_\_\_\_\_ **Isaiah Thomas vs. Hawaii, 11th inning (March 1, 2020)**  
Hit a postseason walk-off home run \_\_\_\_\_ **JJ Bleday vs. Mississippi State (June 9, 2018)**  
Had a walk-off base hit \_\_\_\_\_ **Spencer Jones vs. Indiana State (May 10, 2022)**  
Drew a walk-off walk \_\_\_\_\_ **Carter Young vs. TCU (March 8, 2020)**

Hit 2 or more home runs in a game \_\_\_\_\_ **Dominic Keegan vs. Presbyterian (June 4, 2021)**  
Hit 2 or more home runs in an SEC game \_\_\_\_\_ **Isaiah Thomas at #18 Ole Miss (May 15, 2021)**  
Hit 3 or more home runs in a game \_\_\_\_\_ **Connor Kaiser (3) at Clemson (June 3, 2018)**  
Hit 2 or more home runs in consecutive games \_\_\_\_\_ **Tate Kolwyck vs. Missouri (March 19-20, 2022)**

Homered in consecutive at-bats \_\_\_\_\_ **Carter Young, 3rd inn., 4th inn. vs. Alabama (May 7, 2021)**  
Homered in consecutive at-bats in an SEC game \_\_\_\_\_ **Carter Young, 3rd inn., 4th inn. vs. Alabama (May 7, 2021)**

Hit for the cycle \_\_\_\_\_ **Clinton Johnston vs. Kentucky (April 28, 1996)**  
Hit for the cycle in an SEC game \_\_\_\_\_ **Clinton Johnston vs. Kentucky (April 28, 1996)**

Had a 20-game hit streak \_\_\_\_\_ **JJ Bleday and Austin Martin, 20 (May 17, 2018-March 1, 2019)**  
Had a 25-game hit streak \_\_\_\_\_ **Xavier Turner, 27 (March 4-April 22, 2014)**  
Had a 45-game on-base streak \_\_\_\_\_ **JJ Bleday, 50 (March 19-June 26, 2019)**

Had 2 hits in an inning \_\_\_\_\_ **Spencer Jones (HR, 2B), Dominic Keegan (2B, 2B) and Jack Bulger (1B, 2B) at Auburn (April 9, 2022)**  
Had 5 or more hits in a game \_\_\_\_\_ **Spencer Jones (6) vs. Indiana State (May 10, 2022)**

Had 5 or more RBIs in a game \_\_\_\_\_ **Isaiah Thomas (5) vs. Georgia Tech (June 6, 2021)**  
Had 6 or more RBIs in a game \_\_\_\_\_ **Maxwell Romero Jr. (7) & Dominic Keegan (6) vs. Georgia State - Game 2 (Feb. 28, 2021)**  
Had 7 or more RBIs in a game \_\_\_\_\_ **Maxwell Romero Jr. (7) vs. Georgia State - Game 2 (Feb. 28, 2021)**  
Had 10 or more RBIs in a game \_\_\_\_\_ **Connor Kaiser (10) at Clemson (June 3, 2018)**

Stole home \_\_\_\_\_ **Spencer Jones vs. Middle Tennessee (May 17, 2022)**  
Had a triple steal \_\_\_\_\_ **Ethan Paul (home), Jeren Kendall (3rd), Bryan Reynolds (2nd) vs. Auburn (May 19, 2016)**  
Had 3 or more stolen bases in a game \_\_\_\_\_ **3, Enrique Bradfield Jr. at #22 Georgia (May 6, 2022)**

## PITCHING:

Threw a 9-inning no-hitter \_\_\_\_\_ **Jack Leiter vs. #16 South Carolina (March 20, 2021)**  
\_\_\_\_\_ **Kumar Rocker vs. Duke @ Nashville Super Regional (June 8, 2019)**  
\_\_\_\_\_ **Doug Wessel vs. Belmont (April 19, 1971)**

Struck out 10 or more batters in a game \_\_\_\_\_ **Devin Futrell, 10, vs. Austin Peay (April 5, 2022)**  
Struck out 10 or more batters in an SEC game \_\_\_\_\_ **Carter Holton, 10, vs. Missouri (March 19, 2022)**  
Struck out 12 or more batters in a game \_\_\_\_\_ **Carter Holton, 13, vs. Wagner - Game 2 (March 11, 2022)**  
True freshman struck out 10 or more batters in a game \_\_\_\_\_ **Devin Futrell, 10, vs. Austin Peay (April 5, 2022)**  
True freshman struck out 10 or more batters in debut \_\_\_\_\_ **Jack Leiter, 12, vs. South Alabama (Feb. 18, 2020)**  
True freshman struck out 15 or more batters in a game \_\_\_\_\_ **Kumar Rocker, 19, vs. Duke (June 8, 2019)**  
Struck out 15 or more batters in a game \_\_\_\_\_ **Jack Leiter, 15, vs. NC State (June 21, 2021)**  
Struck out 10 or more batters in consecutive games \_\_\_\_\_ **Kumar Rocker (11) and Jack Leiter (10) vs. #12 East Carolina (June 11-12, 2021)**

Pitched a 7-inning, complete game \_\_\_\_\_ **Carter Holton at #4 Arkansas (May 15, 2022)**  
Pitched 9 or more innings \_\_\_\_\_ **9.0, Devin Futrell vs. Lipscomb (March 29, 2022)**  
Pitched 9 or more scoreless innings \_\_\_\_\_ **9.0, Jack Leiter vs. #16 South Carolina (March 20, 2021)**  
Pitched a 9-inning, complete game \_\_\_\_\_ **9.0, Devin Futrell vs. Lipscomb (March 29, 2022)**  
Pitched a 9-inning, complete-game shutout \_\_\_\_\_ **9.0, Jack Leiter vs. #16 South Carolina (March 20, 2021)**  
Picked up 10 or more saves in a season \_\_\_\_\_ **17, Tyler Brown (2019)**  
Picked up 15 or more saves in a season \_\_\_\_\_ **17, Tyler Brown (2019)**  
Picked up win and save on same day \_\_\_\_\_ **Jackson Gillis vs. Ole Miss, Win - Game 1, Save - Game 2 (April 15, 2018)**  
Picked up the save (true freshman) \_\_\_\_\_ **Sam Hliboki vs. Hawaii (Feb. 28, 2020)**

NUMERICAL ROSTER

No.	Name	Pos.	B/T	Ht.	Wt.	Cl.	Hometown/High School
1	Matthew Polk	UTL	R/R	5-11	180	Fr./HS	Long Beach, Calif./Orange Lutheran
2	Javier Vaz	IF	L/R	5-9	151	Sr./1L	Huntsville, Ala./Huntsville
3	Rob Gordon	IF	R/R	6-2	176	Fr./HS	Atlanta, Ga./Grady
6	Tate Kolwyck	IF	R/R	5-11	195	Sr./3L	Memphis, Tenn./Arlington
9	Carter Young	IF	S/R	6-0	180	Jr./2L	Selah, Wash./Selah
10	T.J. McKenzie	OF	R/R	6-1	180	Jr./2L	Loxahatchee, Fla./The Benjamin School
11	Davis Diaz	IF	R/R	5-11	170	Fr./HS	Pittsburg, Calif./Acalanes
12	Dominic Keegan	UTL	R/R	6-0	210	Sr./3L	Methuen, Mass./Central Catholic
13	Jonathan Vastine	IF	L/R	5-11	165	Fr./HS	Bartow, Fla./Bartow
16	Jack Bulger	UTL	R/R	6-0	210	So./1L	Bowie, Md./DeMatha Catholic
17	Ryan Ginther	LHP	R/L	5-11	201	Fr./HS	Hendersonville, Tenn./Station Camp
18	JD Rogers	OF	L/L	5-10	185	Fr./HS	Carmel, Ind./Carmel
19	Troy LaNeve	OF	L/R	6-0	210	Jr./2L	Pittsburgh, Pa./Pine Richland
20	Carter Holton	LHP	L/L	5-11	195	Fr./HS	Savannah, Ga./Benedictine Military
21	Calvin Hewett	OF	R/L	6-3	205	So./1L	Greenland, N.H./Portsmouth
23	Kenny Mallory Jr.	OF	L/L	6-3	195	Fr./HS	Lawrenceville, Ga./Mountain View
25	Parker Noland	IF	L/R	6-1	200	Jr./2L	Knoxville, Tenn./Farragut
29	Nick Maldonado	RHP	R/R	6-1	205	Jr./2L	Short Hills, N.J./Seton Hall Prep
30	Nelson Berkwich	LHP	L/L	5-11	190	So.1L	Boca Raton, Fla./American Heritage
33	Hunter Owen	LHP	R/L	6-6	240	So./1L	South Portland, Maine/South Portland
34	Spencer Jones	UTL	L/L	6-7	225	Jr./2L	Encinitas, Calif./La Costa Canyon
35	Chris McElvain	RHP	R/R	6-0	205	Jr./2L	Thompson Station, Tenn./Summit
36	Grayson Moore	RHP	S/R	6-3	190	So./1L	Longwood, Fla./Lake Mary
39	Gavin Casas	IF	L/R	6-3	225	So./1L	Pembroke Pines, Fla./American Heritage
40	Sam Hliboki	RHP	L/R	6-3	210	Jr./2L	Los Angeles, Calif./Harvard Westlake
42	Christian Little	RHP	R/R	6-4	210	So./1L	St. Louis, Mo./Christian Brothers College
43	Michael Doolin	RHP	L/R	6-4	220	Jr./2L	Schererville, Ind./Andrean
44	Donye Evans	RHP	R/R	6-6	220	So./1L	Decatur, Ga./Redan
45	Alan Espinal	C	R/R	6-0	190	So./1L	Viera, Fla./Viera
48	Christian Smith	OF	L/L	6-2	195	Fr./HS	Atlanta, Ga./Grady
50	Kyle Magrans	RHP	R/R	6-3	210	Fr./HS	Clarksville, Tenn./Clarksville
51	Enrique Bradfield Jr.	OF	L/L	6-1	160	So./1L	Hialeah, Fla./American Heritage
52	Sam Hunt	UTL	S/R	6-2	205	Fr./HS	Minneapolis, Minn./IMG Academy
55	Colton Regen	RHP	R/R	6-4	170	Fr./HS	Mt. Juliet, Tenn./Mt. Juliet
66	Thomas Schultz	RHP	R/R	6-6	225	Jr./2L	Mount Carmel, Pa./Our Lady of Lourdes Regional
77	Brett Hansen	LHP	L/L	6-4	205	So./1L	Pleasanton, Calif./Foothill
88	Patrick Reilly	RHP	R/R	6-3	210	So./1L	Sea Girt, N.J./Christian Brothers Academy
95	Devin Futrell	LHP	L/L	6-5	195	Fr./HS	Pembroke Pines, Fla./American Heritage
97	Bryce Cunningham	RHP	R/R	6-5	225	Fr./HS	Headland, Ala./Headland
98	Greysen Carter	RHP	S/R	6-4	218	Fr./HS	Louisville, Colo./Fairview
99	Jack Anderson	RHP	L/R	6-5	190	5th/TR	Nashville, Tenn./Montgomery Bell Academy

**Head Coach:** 4 Tim Corbin (Ohio Wesleyan '84) – 20th season at Vanderbilt  
**Associate Head Coach:** 26 Scott Brown (SUNY-Cortland '99)  
**Assistant Coach:** 24 Mike Baxter (Vanderbilt '05)  
**Volunteer Coach:** 49 Tyler Shewmaker (Kentucky Wesleyan '16)  
**Strength and Conditioning Coach:** Walker Grisanti (Vanderbilt '19)  
**General Manager/Chief of Staff:** Brooks Webb (Birmingham-Southern '11)  
**Director of Baseball Operations:** Amy Elkus (Kentucky '14)  
**Athletic Trainer:** Chris Matarazzo (Springfield College '12)  
**Director of Player Development:** Brandon Barak (Illinois '12)  
**Video Coordinator:** Josh Ruchotzke (Vanderbilt '17)  
**Equipment Manager:** Bailey Provo (Lipscomb '21)  
**Student Managers:** Sebastian Baca, Justin Kim, Zac Klinger, Donovan Simon

PRONUNCIATION GUIDE

Enrique Bradfield Jr. \_\_\_\_\_ IN-reek-A  
Gavin Casas \_\_\_\_\_ CAH-sus  
Alan Espinal \_\_\_\_\_ ESS-pen-all  
Devin Futrell \_\_\_\_\_ few-trell  
Sam Hliboki \_\_\_\_\_ luh-BO-kee  
Tate Kolwyck \_\_\_\_\_ COLE-wick  
Troy LaNeve \_\_\_\_\_ luh-neve  
Kyle Magrans \_\_\_\_\_ muh-grans; rhymes with bronze  
Colton Regen \_\_\_\_\_ region  
Jonathan Vastine \_\_\_\_\_ vast-ine; rhymes with nine  
Javier Vaz \_\_\_\_\_ rhymes with spaz

ALPHABETICAL ROSTER

#	Name	Pos.	Yr.
99	Jack Anderson	RHP	5th
30	Nelson Berkwich	LHP	So.
51	Enrique Bradfield Jr.	OF	So.
16	Jack Bulger	UTL	So.
98	Greysen Carter	RHP	Fr.
39	Gavin Casas	IF	So.
97	Bryce Cunningham	RHP	Fr.
11	Davis Diaz	IF	Fr.
43	Michael Doolin	RHP	Jr.
45	Alan Espinal	C	So.
44	Donye Evans	RHP	So.
95	Devin Futrell	LHP	Fr.
17	Ryan Ginther	LHP	Fr.
3	Rob Gordon	IF	Fr.
77	Brett Hansen	LHP	So.
21	Calvin Hewett	OF	So.
40	Sam Hliboki	RHP	Jr.
20	Carter Holton	LHP	Fr.
52	Sam Hunt	UTL	Fr.
34	Spencer Jones	UTL	Jr.
12	Dominic Keegan	UTL	Sr.
6	Tate Kolwyck	IF	Sr.
19	Troy LaNeve	OF	Jr.
42	Christian Little	RHP	So.
50	Kyle Magrans	RHP	Fr.
29	Nick Maldonado	RHP	Jr.
23	Kenny Mallory Jr.	OF	Fr.
35	Chris McElvain	RHP	Jr.
10	T.J. McKenzie	OF	Jr.
36	Grayson Moore	RHP	So.
25	Parker Noland	IF	Jr.
33	Hunter Owen	LHP	So.
1	Matthew Polk	UTL	Fr.
55	Colton Regen	RHP	Fr.
88	Patrick Reilly	RHP	So.
18	JD Rogers	OF	Fr.
66	Thomas Schultz	RHP	Jr.
48	Christian Smith	OF	Fr.
13	Jonathan Vastine	IF	Fr.
2	Javier Vaz	IF	Sr.
9	Carter Young	IF	Jr.

EXPERIENCE BREAKDOWN

Fifth-Year (1) \_\_\_\_\_ Anderson  
Seniors (3) \_\_\_\_\_ Keegan, Kolwyck, Vaz  
Juniors (10) \_\_\_\_\_ Doolin, Hliboki, Jones,  
LaNeve, Maldonado, McElvain, McKenzie,  
Noland, Schultz, Young  
Sophomores (12) \_\_\_\_\_ Berkwich, Bradfield Jr., Bulger,  
Casas, Espinal, Evans, Hansen, Hewett,  
Little, Moore, Owen, Reilly  
Freshmen (15) \_\_\_\_\_ Carter, Cunningham, Diaz, Futrell, Ginther,  
Gordon, Holton, Hunt, Magrans, Mallory Jr.,  
Polk, Regen, Rogers, Smith, Vastine


## 2022 TV ROSTER




**1**  
**Matthew Polk**  
Fr. • 5-11 • 180 • R/R  
UTL • Long Beach, Calif.




**2**  
**Javier Vaz**  
Sr. • 5-9 • 151 • L/R  
IF • Huntsville, Ala.



**3**  
**Rob Gordon**  
Fr. • 6-2 • 176 • R/R  
IF • Atlanta, Ga.



**6**  
**Tate Kolwyck**  
Sr. • 5-11 • 195 • R/R  
IF • Memphis, Tenn.




**9**  
**Carter Young**  
Sr. • 6-0 • 180 • S/R  
IF • Selah, Wash.




**10**  
**T.J. McKenzie**  
Jr. • 6-1 • 180 • R/R  
OF • Loxahatchee, Fla.




**11**  
**Davis Diaz**  
Fr. • 5-11 • 170 • R/R  
IF • Pittsburg, Calif.




**12**  
**Dominic Keegan**  
Sr. • 6-0 • 210 • R/R  
UTL • Methuen, Mass.




**13**  
**Jonathan Vastine**  
Fr. • 5-11 • 165 • L/R  
IF • Bartow, Fla.




**16**  
**Jack Bulger**  
So. • 6-0 • 210 • R/R  
UTL • Bowie, Md.




**17**  
**Ryan Ginther**  
Fr. • 5-11 • 201 • R/L  
LHP • Hendersonville, Tenn.



**18**  
**JD Rogers**  
Fr. • 5-10 • 185 • L/L  
OF • Carmel, Ind.



**19**  
**Troy LaNeve**  
Jr. • 6-0 • 210 • L/R  
OF • Pittsburgh, Calif.




**20**  
**Carter Holton**  
Fr. • 5-11 • 195 • L/L  
LHP • Savannah, Ga.




**21**  
**Calvin Hewett**  
So. • 6-3 • 205 • R/L  
OF • Greenland, N.H.




**23**  
**Kenny Mallory Jr.**  
Fr. • 6-3 • 195 • L/L  
OF • Lawrenceville, Ga.




**25**  
**Parker Noland**  
Jr. • 6-1 • 200 • L/R  
IF • Knoxville, Tenn.




**29**  
**Nick Maldonado**  
Jr. • 6-1 • 205 • R/R  
RHP • Short Hills, N.J.



**30**  
**Nelson Berkwich**  
So. • 5-11 • 190 • L/L  
LHP • Boca Raton, Fla.



**33**  
**Hunter Owen**  
So. • 6-6 • 240 • L/R  
LHP • South Portland, Maine



**34**  
**Spencer Jones**  
Fr. • 6-7 • 225 • L/L  
UTL • Encinitas, Calif.




**35**  
**Chris McElvain**  
Jr. • 6-0 • 205 • R/R  
RHP • Thompson Station, Tenn.




**36**  
**Grayson Moore**  
So. • 6-3 • 190 • S/R  
RHP • Lake Mary, Fla.




**39**  
**Gavin Casas**  
So. • 6-3 • 225 • L/R  
IF • Pembroke Pines, Fla.




**40**  
**Sam Hliboki**  
Jr. • 6-3 • 210 • L/R  
RHP • Los Angeles, Calif.




**42**  
**Christian Little**  
So. • 6-4 • 210 • R/R  
RHP • St. Louis, Mo.




**43**  
**Michael Doolin**  
Jr. • 6-4 • 220 • L/R  
RHP • Schererville, Ind.



**44**  
**Donye Evans**  
So. • 6-6 • 220 • R/R  
RHP • Decatur, Ga.




**45**  
**Alan Espinal**  
So. • 6-0 • 190 • R/R  
C • Viera, Fla.




**48**  
**Christian Smith**  
Fr. • 6-2 • 195 • L/L  
OF • Atlanta, Ga.




**50**  
**Kyle Magrans**  
Fr. • 6-3 • 210 • R/R  
RHP • Clarksville, Tenn.




**51**  
**Enrique Bradfield Jr.**  
So. • 6-1 • 160 • L/L  
OF • Hialeah, Fla.




**52**  
**Sam Hunt**  
Fr. • 6-2 • 205 • S/R  
UTL • Minneapolis, Minn.




**55**  
**Colton Regen**  
Fr. • 6-4 • 170 • R/R  
RHP • Mt. Juliet, Tenn.



**66**  
**Thomas Schultz**  
Jr. • 6-6 • 225 • R/R  
RHP • Mount Carmel, Pa.




**77**  
**Brett Hansen**  
So. • 6-4 • 205 • L/L  
LHP • Pleasanton, Calif.




**88**  
**Patrick Reilly**  
So. • 6-3 • 210 • R/R  
RHP • Sea Girt, N.J.




**95**  
**Devin Futrell**  
Fr. • 6-5 • 195 • L/L  
LHP • Pembroke Pines, Fla.




**97**  
**Bryce Cunningham**  
Fr. • 6-5 • 225 • R/R  
RHP • Headland, Ala.



**98**  
**Greysen Carter**  
Fr. • 6-4 • 218 • S/R  
RHP • Louisville, Colo.



**99**  
**Jack Anderson**  
5th • 6-5 • 190 • L/R  
RHP • Nashville, Tenn.




**4**  
**Tim Corbin**  
Head Coach  
20th Season



**26**  
**Scott Brown**  
Associate Head Coach  
10th Season



**24**  
**Mike Baxter**  
Assistant Coach  
5th Season



**49**  
**Tyler Shewmaker**  
Volunteer Assistant Coach  
1st Season