

THE MATCHUP

GAMES 26-28

APRIL 1-3, 2022 | HAWKINS FIELD (3,802) | NASHVILLE, TENN. | ESPN2/SECN/SECN+

#1/1 TENNESSEE VOLUNTEERS (24-1 | 6-0 SEC)



#3/9 VANDERBILT COMMODORES (20-4 | 4-2 SEC)



Head Coach:
Tony Vitello
Career Record:
158-69 (5th year)
Record at UT:
Same
Highest Ranking:
No. 1 (All Polls)



Head Coach:
Tim Corbin
Career Record:
928-519-1 (25th year)
Record at Vandy:
822-381-1 (20th year)
Highest Ranking:
No. 3 (CBN)

TEAM STATS

	No.	NCAA	SEC
Batting Average:	.338	1	1
Runs/Game:	11.1	2	1
Hits:	292	6	1
Home Runs:	66	1	1
Stolen Bases:	44	28	1
ERA:	1.86	1	1
WHIP:	0.86	1	1
Fielding Pct:	.977	41	8

*NCAA rankings as of March 31

TEAM STATS

	No.	NCAA	SEC
Batting Average:	.319	12	2
Runs/Game:	8.1	31	6
Hits:	259	29	4
Home Runs:	30	49	6
Stolen Bases:	38	51	3
ERA:	2.12	53	5
WHIP:	1.03	3	2
Fielding Pct:	.975	50	9

*NCAA rankings as of March 31

PROBABLE STARTING PITCHERS

G1: Chase Burns - Fr. - RHP

App/GS: 6/6
Record: 5-0
IP: 33.2
ERA: 0.80
WHIP: 0.74
K: 45
BB: 9
Opp. Avg: .138

G2: Chase Dollander - So. - RHP

App/GS: 6/6
Record: 4-0
IP: 30.1
ERA: 2.67
WHIP: 0.86
K: 54
BB: 7
Opp. Avg: .170

G3: Drew Beam - Fr. - RHP

App/GS: 6/6
Record: 5-0
IP: 32.0
ERA: 1.12
WHIP: 0.53
K: 25
BB: 6
Opp. Avg: .105

SERIES HISTORY: TENNESSEE - VANDERBILT

Overall: Tennessee leads, 178-163-2
in Knoxville: Tennessee leads, 97-60-1
in Nashville: Vanderbilt leads, 100-76-1
at Neutral Sites: Tennessee leads, 5-3
Last 10 Meetings: Vanderbilt leads, 6-4

Last Five Meetings (2-3)

Date	Result	Location
4/18/21	Vandy 10, UT 4	Knoxville
4/17/21	UT 8, Vandy 4	Knoxville
4/16/21	Vandy 5, UT 0	Knoxville
3/31/19	UT 7, Vandy 6	Nashville
3/30/19	Vandy 10, UT 4	Nashville

KEY STORYLINES

LEADING OFF

- **SHOWDOWN IN THE MID-STATE**
Top-ranked Tennessee heads to the mid-state this weekend for a top-five matchup against SEC rival #3 Vanderbilt at Hawkins Field.
- **SERIES HISTORY**
UT has played Vandy more than any other opponent in program history. The Vols will be looking for their first series win in Nashville since sweeping the Commodores back in 2009.
- **LAST TIME OUT**
The Vols tied a program record with their 16th consecutive victory with an 11-1 win over Western Carolina on Wednesday night. The 1994 team was the only other squad in program history to win 16 in a row.

QUICK HITTERS

- **UNANIMOUS NO. 1**
After making a statement with a sweep over previously No. 1 ranked Ole Miss, the Vols have secured the top spot in all of the major polls this week.
- **SEC WEEKLY HONORS**
Tennessee's starting pitching duo of Chase Dollander and Chase Burns took home some SEC award this week. Dollander was named the league's pitcher of the week while Burns was tabbed freshman of the week by the conference on Monday.
- **IN-STATE SHOWDOWN**
The Vols are 23-12 against in-state opponents during the Tony Vitello Era (2018-pres.). UT is 1-0 against foes from the Volunteer State this year. (Beat ETSU on March 1)

BROADCAST INFO

WATCH:
Friday & Saturday: ESPN2/SECN
Dave Neal (PxP)
Chris Burke (Analyst)
Sunday: SEC Network+
Kevin Ingram (PxP)
Andrew Harris (Analyst)
LISTEN:
Vol Network (FM 99.1 / AM 990)
UT Athletics App | UTsports.com
Talent: John Wilkerson

LIVE STATS:
UTsports.com (Public)
UTStats.com (Media)

2022 SCHEDULE

RECORD

24-1

SEC	6-0
NON-CONFERENCE	18-1
HOME	19-0
AWAY	3-0
NEUTRAL	2-1
STREAK	W16

DATE	OPPONENT (TV)	TIME/RESULT
2/18	Georgia Southern	W, 9-0
2/19	Georgia Southern	W, 10-3
2/20	Georgia Southern	W, 14-0
2/22	Tennessee Tech	Canceled (Rain)
2/23	UNC Asheville	W, 16-1
2/25	Iona	W, 27-1
2/26	Iona	W, 29-0
2/27	Iona	W, 12-2 (7)
3/1	ETSU	W, 4-1
3/4	vs. #1 Texas ¹ (MLBN)	L, 7-2
3/5	vs. Baylor ¹ (MLBN)	W, 10-5
3/6	vs. Oklahoma ¹ (MLBN)	W, 8-0
3/8	James Madison	W, 9-8 (10)
3/9	James Madison	W, 10-2
3/11	Rhode Island - DH	W, 17-4
3/11	Rhode Island - DH	W, 8-3
3/13	Rhode Island	W, 12-3
3/15	Eastern Kentucky	W, 7-1
3/18	South Carolina*	W, 8-3
3/19	South Carolina* (SECN)	W, 5-2
3/20	South Carolina*	W, 10-0
3/22	Butler	W, 13-3
3/25	@ #1 Ole Miss*	W, 12-1
3/26	@ #1 Ole Miss* (SECN)	W, 10-3
3/27	@ #1 Ole Miss*	W, 4-3
3/30	Western Carolina	W, 11-1
4/1	@ #3 Vanderbilt* (ESPN2)	7 pm
4/2	@ #3 Vanderbilt* (SECN)	8 pm
4/3	@ #3 Vanderbilt*	2 pm
4/5	Lipscomb	6:30 pm
4/8	Missouri*	6:30 pm
4/9	Missouri* (SECN)	7 pm
4/10	Missouri*	1 pm
4/12	vs. Tennessee Tech ²	6:30 pm
4/15	Alabama*	6:30 pm
4/16	Alabama*	6 pm
4/17	Alabama*	1 pm
4/19	Bellarmine	6:30 pm
4/22	@ Florida*	6:30 pm
4/23	@ Florida*	6:30 pm
4/24	@ Florida*	1 pm
4/26	Xavier	6:30 pm
4/29	Auburn* (SECN)	7 pm
4/30	Auburn* (SECN)	7 pm
5/1	Auburn*	1 pm
5/3	Alabama A&M	6:30 pm
5/5	@ Kentucky* (SECN)	7 pm
5/6	@ Kentucky*	6:30 pm
5/7	@ Kentucky*	2 pm
5/10	Bellarmine	6:30 pm
5/12	Georgia* (ESPNU)	7 pm
5/13	Georgia* (SECN)	5:30 pm
5/14	Georgia*	1 pm
5/17	Belmont	6:30 pm
5/19	@ Mississippi State*	7 pm
5/20	@ Mississippi State*	7 pm
5/21	@ Mississippi State*	3 pm
5/24-29	SEC Tournament ³	TBA
6/2-5	NCAA Regionals ⁴	TBA
6/9-12	NCAA Super Regionals ⁴	TBA
6/16-27	College World Series ⁵	TBA

* Southeastern Conference game

1 - Shriners Hospitals for Children College Classic (Minute Maid Park in Houston, Texas)
2 - Smokies Stadium (Kodak, Tenn.)
3 - Hoover Met (Hoover, Ala.)
4 - Campus Sites
5 - Charles Schwab Field Omaha (Omaha, Neb.)

All times Eastern & Subject to Change

[FOLLOW THE VOLS:



@VOL_BASEBALL



TENNESSEE BASEBALL

MEDIA INFORMATION

CREDENTIALS

Media credentials will be issued to members of the working media only. Children and other non-workers will be prohibited. Requests for credentials should be made by calling or emailing **Sean Barows** at least one day in advance of each home game or series. All credentials not picked up at the Media Relations Stadium. Media members are not permitted in the locker room or clubhouse area at anytime.

INTERVIEW POLICY

Tennessee Head Coach **Tony Vitello** and select student-athletes will be available to meet working members of the media following each game at Lindsey Nelson Stadium. Media members are not permitted in the locker room or clubhouse area at anytime.

Interviews with visiting team members may also be done on the field, subject to the policy of the visiting team's media relations representative.

PHOTOGRAPHERS/TV

Media credentials are required for all photographers and television media.

Photo decks are located atop the stairwells behind the first- and third-base lines. There is also a field-level photo area between the third-base dugout and the bleachers. Both still and television photographers are welcome to shoot from these locations. Television crews are welcome to film from the mezzanine level underneath the press box.

Photographers **will not** be permitted in or between the dugouts.

PRESS BOX

The Lindsey Nelson Stadium press box is for working members of the media only. The press box includes space for working members of the press, team representatives, public address announcer and scoreboard operator. Also located on the press level are two radio booths and a television/VIP booth. Admission to the press box is by credential only.

Updated cumulative statistics, game notes and scorecards, along with team rosters, will be available in the press box at each home game. A final box score will be compiled and distributed at the completion of each game. Stat Broadcast links for each game are available at **UTStats.com**.

An official scorer is assigned to all home games, and **Sean Barows** will keep the media informed of all scoring decisions, notable facts and records.

INTERNET/WIFI

High-speed wireless Internet is available throughout Lindsey Nelson Stadium. There also are a limited number of DSL connections available in the press box and phone lines for dial-up access are available as well inside each radio booth.

MEDIA RELATIONS INFORMATION

Overnight Mail Address
1551 Lake Loudoun Blvd.
Anderson Training Center, Ground Floor
Knoxville, TN 37996

Sean Barows
Assistant Director of Media Relations

Office Phone: 865-974-7478

Cell Phone: 561-312-9432

Fax: 865-974-8875

Email: sbarows@utk.edu

FOLLOW ONLINE

Website
UTSports.com/sports/baseball

Twitter
@Vol_Baseball

Facebook
Facebook.com/VolBaseball

Instagram
@Vol_Baseball

TENNESSEE NUMERICAL ROSTER

No.	Name	Pos.	Cl.	B/T	Ht.	Wt.	Hometown/Previous School
1	Drew Gilbert	OF/LHP	Jr.	L/L	5-9	185	Stillwater, Minn./Stillwater HS
2	Jorel Ortega	INF	R-So.	R/R	6-0	194	Naranjito, Puerto Rico/Spanish River HS (FL)
4	Seth Stephenson	UTL	Jr.	S/R	5-9	165	Buda, Texas/Temple College (TX)
5	Logan Steenstra	INF	Jr.	R/R	6-5	200	Liberty, Mo./Cowley College (KS)
6	Evan Russell	C/OF	*Gr.	R/R	5-11	195	Lexington, Tenn./Scotts Hill HS
7	Christian Moore	INF	Fr.	R/R	6-1	200	Brooklyn, N.Y./Suffield Academy
8	Christian Scott	OF	Sr.	L/L	5-9	180	Clarksville, Tenn./Rossview HS
9	Cortland Lawson	INF	Jr.	R/R	6-2	200	Potomac Falls, Va./Dominion HS
11	Chase Dollander	RHP	So.	R/R	6-3	192	Evans, Ga./Georgia Southern
12	Kyle Booker	OF	So.	L/R	5-10	175	Southaven, Miss./DeSoto Central HS
13	Logan Chambers	UTL	Jr.	L/R	5-10	180	Bryant, Ark./Crowder College (MO)
14	Charlie Taylor	C	R-Fr.	R/R	5-10	183	Dunwoody, Ga./Wesleyan School
15	Ethan Smith	RHP	Sr.	R/R	6-2	205	Mount Juliet, Tenn./Vanderbilt
16	Camden Sewell	RHP	Sr.	L/R	6-4	185	Cleveland, Tenn./Cleveland HS
17	Jared Dickey	OF/C	R-Fr.	L/R	6-2	202	Mount Juliet, Tenn./Friendship Christian School
18	Hunter Ensley	OF	R-Fr.	R/R	6-1	192	Huntingdon, Tenn./Huntingdon HS
19	Seth Halvorsen	RHP	R-Jr.	R/R	6-2	225	Plymouth, Minn./Missouri
20	Gavin Brasosky	LHP	Fr.	L/L	6-1	195	Kalamazoo, Mich./Portage Central HS
21	Trey Lipscomb	INF	Sr.	R/R	6-1	200	Frederick, Md./Urbana HS
23	Chase Burns	RHP	Fr.	R/R	6-4	205	Gallatin, Tenn./Beech Senior HS
25	Blake Burke	1B/OF	Fr.	L/L	6-3	230	Brentwood, Calif./De La Salle HS
26	Wyatt Evans	LHP	Fr.	L/L	6-6	234	Greenville, S.C./J.L. Mann HS
27	Jordan Beck	OF	Jr.	R/R	6-3	225	Hazel Green, Ala./Hazel Green HS
28	Grant Cherry	RHP	Fr.	R/R	6-3	210	Vestavia Hills, Ala./Vestavia Hills HS
29	Blade Tidwell	RHP	So.	R/R	6-4	207	Loretto, Tenn./Loretto HS
30	Ethan Payne	INF/OF	Jr.	L/R	6-2	210	Memphis, Tenn./Germantown HS
31	J.D. McCracken	LHP	Fr.	R/L	6-3	202	Murfreesboro, Tenn./Middle Tennessee Christian
32	Drew Beam	RHP	Fr.	R/R	6-4	203	Murfreesboro, Tenn./Blackman HS
33	Mark McLaughlin	RHP	Jr.	R/R	6-3	205	Johns Creek, Ga./Northview HS
34	Hollis Fanning	RHP	So.	R/R	6-7	220	Tulahoma, Tenn./Tulahoma HS
35	Kirby Connell	LHP	Jr.	S/L	5-10	198	Blacksburg, S.C./Blacksburg HS
36	Drew Patterson	LHP	R-Fr.	L/L	6-3	200	Knoxville, Tenn./Farragut HS
40	Luc Lipcius	1B	*Gr.	L/L	6-2	220	Williamsburg, Va./Lafayette HS
41	Will Mabrey	LHP	Jr.	L/L	6-0	185	Cookeville, Tenn./Upperman HS
42	Jake Fitzgibbons	LHP	So.	L/L	5-11	165	Mount Juliet, Tenn./Mount Juliet HS
43	Nathan Smith	C	Fr.	R/R	6-0	200	Thomasville, Ga./Buford HS
44	Ben Joyce	RHP	R-Jr.	R/R	6-5	225	Knoxville, Tenn./Walters State CC (TN)
45	Kavares Tears	OF/1B	Fr.	L/L	6-0	200	Lewisburg, Tenn./Columbia Academy
46	Redmond Walsh	LHP	*Gr.	L/L	5-10	165	Louisville, Tenn./Alcoa HS
48	Zander Sechrist	LHP	So.	R/L	6-2	180	Buford, Ga./Flowery Branch HS

*Denotes Super Senior (Using Additional COVID Year)

COACHING & SUPPORT STAFF

Head Coach: Tony Vitello (Missouri, '02)

Record at Tennessee (Year): 158-69 (5th)

Overall Record (Year): Same

Assistant Coach: Frank Anderson (5th Season)

Assistant Coach: Josh Elander (5th Season)

Assistant Coach: Richard Jackson (3rd Season, 1st as AC)

Dir. of Player Development: Luke Bonfield (3rd Season)

Student Assistant Coach: Ricky Martinez (1st Season)

Director of Operations: Chad Zurcher (7th Season)

Athletic Trainer: Jeff Wood (22nd Season)

Video Coordinator: Sean McCann (5th Season)

PRONUNCIATION GUIDE

Gavin Brasosky	(bruH-SAW-ski)
Kirby Connell	(CON-nel)
Chase Dollander	(DOE-land-er)
Luc Lipcius	(LIP-see-us)
Jorel Ortega	(JUR-rell)
Zander Sechrist	(SEE-crist)
Camden Sewell	(sue-uhl)
Logan Steenstra	(STEEN-sra)
Kavares Tears	(kuH-VAHR-es)

QUICK FACTS

GENERAL UNIVERSITY INFO

Location:	Knoxville, Tenn.
Founded:	1794
Enrollment:	31,701
Conference:	Southeastern (SEC)
Nickname:	Volunteers (Vols)
Colors:	Orange (PMS 151) and White
Mascot:	Smoky (a Bluetick Coonhound)
System President:	Randy Boyd
Chancellor:	Donde Plowman
Director of Athletics:	Danny White
Faculty Athletics Rep:	Dr. Donald Bruce/Dr. Matt Harris

BASEBALL HISTORY

First Year of Baseball:	1897
All-Time Overall Record:	2,152-1,640-13
All-Time Collegiate Record:	2,146-1,637-13
All-Time SEC Record:	772-916-1
SEC Regular-Season Championships (Last):	3 (1995)
Eastern Division Championships (Last):	7 (2021)
SEC Tournament Championships (Last):	3 (1995)
SEC Tournament Appearances (Last):	17 (2021)

Regional Appearances (Last):	11 (2021)
Super Regional Appearances (Last):	3 (2021)
CWS Appearances (Last):	5 (2021)

TEAM INFO

2021 Record:	50-18
Home/Away/Neutral:	31-9/16-5/3-4
2021 SEC Record (Finish):	20-10 (1st East)
Home/Away:	9-6/11-4
Final National Rankings:	
RPI:	6
USA Today Coaches:	5
D1Baseball:	6
Collegiate Baseball Newspaper:	7
Baseball America:	8
NCBWA:	8
Positional Starters Returning/Lost:	4/4
Pitchers Returning/Lost:	10/8
Letterwinners Returning/Lost:	20/14
Newcomers:	15

NUMBERS TO KNOW

1

For the first time in program history, Tennessee is the unanimous **No. 1** ranked team in the country. Prior to last week, the Vols had never been ranked No. 1 in any poll.

16

Tennessee has a chance to set a new program record for consecutive wins with a victory on Friday. The Vols have won **16** straight games, tying the previous mark set in 1994.

89

Tennessee has not trailed since the top of the first inning against Rhode Island (1-0) on March 13, a span of eight full games and **89** consecutive innings.

ROUNDING THE BASES

VOLS ON TOP

- After achieving their first ever No. 1 ranking by any poll last week (Perfect Game), the Vols enter this weekend as the nation's unanimous No. 1 team following a dominant series sweep over previously top-ranked Ole Miss in Oxford last weekend.

Tennessee in the Polls - Week 7

DIBaseball.com - #1 (Up 4)
 USA Today - #1 (Up 4)
 Baseball America - #1 (Up 6)
 Collegiate Baseball News - #1 (Up 1)
 NCBWA - #1 (Up 2)
 Perfect Game - #1 (Same)

- UT has earned preseason top-25 rankings in each of the past two seasons after going 13 consecutive years without being ranked in the preseason polls.

VOLS CLEANING CREW

- After its series sweep over Ole Miss last weekend, UT has swept five opponents already this season.
- Tennessee has started conference play with consecutive three-game series sweeps for the first time ever. It's sweep of top-ranked Ole Miss was the first ever against the Rebels on the road and the first over a No. 1 ranked team in program history.
- UT's sweep of South Carolina (3/18-3/20) marked the first time Tennessee opened conference play with a series sweep since 2008 vs. LSU.
- Since **Tony Vitello** took over as head coach in 2018, Tennessee has swept 17 weekend series (not including tournaments).

Series Sweeps by Year Under Vitello

2022: 5 | 2021: 5 | 2020: 2 | 2019: 3 | 2018: 2

- After sweeping Georgia Southern on opening weekend, UT has opened the season with a weekend sweep in four straight seasons.
- In those three sweeps, the Vols have outscored their opponents by a score of 106-16.
- UT outscored the Eagles 33-3 and posted a pair of shutouts to open this season.

Season Opening Sweeps Under Vitello

2022 vs. Georgia Southern: 9-0, 10-3, 14-0
 2021 at Georgia Southern: 5-3, 5-3, 7-3 (12)
 2020 vs. Western Illinois: 3-0, 19-0, 23-4
 2019 vs. Appalachian State: 6-0, 2-0, 3-0

VOLS OFF TO HISTORIC START

- Tennessee's 24-1 record is the best through the first 25 games of a season in program history, besting the previous mark of 22-3 in 2001.
- UT enters Wednesday's game riding a 16-game win streak, which is tied for the longest in program history with the 1994 team, who also won 16 straight en route to winning the SEC regular-season title.
- The Vols are just the sixth team to remain unbeaten after two weeks of SEC play since the league went to a 30-game conference schedule in 1996.

Unbeaten Teams After 2 Weeks of SEC Play (Since 1996)

- Tennessee (6-0) - 2022
 - Ole Miss (6-0) - 2021
 - South Carolina (6-0) - 2016
 - Arkansas (6-0) - 2009
 - LSU (5-0-1) - 2003
 - Mississippi State (5-0) - 2000

ARSENAL OF ARMS

- Despite having to replace pitchers that accounted for 39 of the team's 68 games started last season, UT's pitching staff ranks among the nation's best this season.
- Tennessee recorded its fifth shutout of the year in a 10-0 blanking of South Carolina on March 20. UT had just three total shutouts in 2021 and only one during the regular season.
- The Vols lead the nation in ERA (1.86), WHIP (0.86), strikeout-to-walk ration (5.16) and hits allowed per nine innings (5.41).
- UT also ranks among the top 10 nationally in shutouts (3rd - 5), strikeouts per nine innings (4th - 12.1) and walks allowed per nine innings (3rd - 2.34).
- UT's pitchers have recorded double-digit strikeouts in 16 of the last 18 games and 20 total times through 25 games. They've racked up 15-plus Ks five times.
- In Tennessee's series sweep of Ole Miss last weekend, it racked up strikeout totals of 14, 15 and 11 in the three games. For the series, UT pitchers combined for 40 punchouts and walked just two batters.
- The Vols racked up 18 strikeouts in their win over UNC Asheville (2/23), their most this season and most since tying the program record with 21 against Indiana on Feb. 23, 2019.
- UT's pitching staff, led by veteran pitching coach **Frank Anderson**, ranked among the top 10 nationally in ERA (10th - 3.51), strikeout-to-walk ratio (2nd - 3.63), WHIP (5th - 1.16) and walks allowed per nine innings (3rd - 2.49) in 2021.
- Under the guidance of Anderson, the Vols have ranked in the top 20 nationally in ERA, WHIP, strikeout-to-walk ratio and walks allowed in each of the past three seasons.

KNOCKSVILLE BOMB SQUAD

- After ranking among the national leaders with 98 homers in 2021, Tennessee is on pace to shatter that mark this season as it enters this weekend leading the country with 66 HRs through 25 games.
- The Vols have had 13 different players go deep this season, all of which have hit multiple homers. Seven players have five or more homers.
- The Vols have hit multiple homers in 17 of their 25 contests and have hit four or more HRs nine times.
- UT's 98 homers in 2021 were its most in a season since college baseball introduced the BBCOR bats in 2011.
- The Big Orange hit at least one home run in 47 of their 68 games last season and hit multiple homers 27 times, posting a 25-2 record in those games.
- Even more impressive is the fact that Tennessee homered 45 times in SEC play in 2021, accounting for nearly half of its season total.

TENNESSEE VS. RANKED TEAMS

- Since **Tony Vitello** became UT's head coach in 2018, the Vols have posted 36 wins over ranked foes, including 17 victories over teams ranked in the top 10 and six wins over top-ranked teams - Ole Miss (x3) in 2022, Arkansas in 2021, Texas Tech in 2020 and Florida in 2018.
- Vitello's record against ranked teams at UT is 36-39.
- Tennessee went 15-10 vs. ranked teams last season, and is 3-1 against ranked foes so far this year.
- UT has won 10 series over ranked teams since 2018.

RECORD BREAKDOWN

	Overall	SEC
Overall	24-1	6-0
Home	19-0	3-0
Away	3-0	3-0
Neutral	2-1	--
Non-Conference	18-1	--
vs. Ranked Opponent	3-1	3-0
Day Games	14-0	3-0
Night Games	10-1	3-0
vs. Left-Handed Starter	7-1	2-0
vs. Right-Handed Starter	17-0	4-0
1-Run Games	2-0	1-0
2-Run Games	--	--
5+ Run Games	20-1	4-0
Extra Innings	1-0	--
Shutouts	5-0	1-0
Scoring 0-2 Runs	0-1	--
Scoring 3-5 Runs	3-0	2-0
Scoring 6-9 Runs	6-0	1-0
Scoring 10+ Runs	15-0	3-0
Opp. 0-2 Runs	14-0	3-0
Opp. 3-5 Runs	9-0	3-0
Opp. 6-9 Runs	1-1	--
Opp. 10+ Runs	--	--
Score in 1st Inning	16-0	3-0
Opp. Score in 1st Inning	2-0	--
Score First	21-1	6-0
Opp. Score First	3-0	--
After 6 Innings:		
Leading	23-0	6-0
Trailing	0-1	--
Tied	1-0	--
After 7 Innings:		
Leading	22-0	6-0
Trailing	0-1	--
Tied	1-0	--
After 8 Innings:		
Leading	23-0	6-0
Trailing	0-1	--
Tied	--	--
Hit 0 Home Runs	4-0	2-0
Hit 1 Home Run	3-1	--
Hit 2+ Home Runs	17-0	4-0
Opp. 0 Home Runs	15-0	2-0
Opp. 1 Home Run	5-1	1-0
Opp. 2+ Home Runs	4-0	2-0
Made 0 Errors	10-0	1-0
Made 1 Error	9-1	2-0
Made 2+ Errors	5-0	3-0
Opp. 0 Errors	7-1	4-0
Opp. 1 Error	11-0	2-0
Opp. 2+ Errors	6-0	--
Out-Hit Opp.	22-0	6-0
Out-Hit by Opp.	1-1	--
Hits are tied	1-0	--

BY MONTH

February	7-0	--
March	17-1	6-0
April	--	--
May	--	--

BY UNIFORM

Pinstripes	5-0	--
All Whites	6-0	1-0
Cream	4-0	1-0
Orange Top/White/Pin Pants	7-0	2-0
Smokey Grey	2-1	2-0
Grey Top/Pinstripe Pants	--	--

ROUNDING THE BASES

THE WEEKEND ROTATION

- Tennessee's weekend starting pitcher rotation of **Chase Burns**, **Chase Dollander** and **Drew Beam** has been nothing short of spectacular this season.
- The trio has combined for a perfect 14-0 record over 18 starts this season and has totaled 124 strikeouts while allowing just 16 earned runs and 22 walks in 96.0 innings pitched this season.

RHP Chase Burns

- Burns, one of the most highly-regarded freshmen in the country, has lived up to the hype, allowing just three earned runs over 33.2 innings pitched while leading the SEC with a 0.80 ERA.
- The Gallatin, Tenn., native has been dominant this season, especially when facing Power 5 competition. Is his three starts against Power 5 teams (Texas, South Carolina and Ole Miss), Burns is averaging 10.0 strikeouts per game and has allowed just six hits, three runs and three walks.
- Burns was named the SEC Freshman of the Week on Monday after setting a career high with 11 strikeouts while giving up just one run on two hits over seven innings in last Friday's series opener at Ole Miss.
- Burns was equally as impressive in his SEC debut vs. South Carolina, allowing one run on two hits while striking out nine in 6.2 innings.
- Burns wowed in his start vs. then No. 1 Texas (3/4), holding the Longhorns to two hits and one run while striking out 10 batters in five innings.

RHP Chase Dollander

- Dollander leads the SEC with 54 strikeouts and has issued just seven walks while holding opposing hitters to a .170 average in 30.1 innings. The Georgia Southern transfer is second in the country with 16.02 strikeouts per nine innings.
- Dollander was named the SEC Pitcher of the Week on Monday and is coming off his most impressive start this season in a win at then No. 1 Ole Miss last Saturday.
- The Evans, Ga., native held the Rebels to three hits and struck out 10 in 6.1 shutout innings to improve to 4-0 on the year.
- In his SEC debut vs. South Carolina (3/19), Dollander earned the win after striking out seven and allowing just one run on three hits in five innings.

RHP Drew Beam

- Beam has been one of this season's biggest surprises, taking hold of UT's Sunday starting role as a true freshman.
- The Murfreesboro, Tenn., native is tied for the SEC lead with five wins, leads the league with a .105 opponent batting average and ranks third in the conference with a 1.12 ERA.
- Beam has been close to flawless in his last two outings, holding South Carolina and Ole Miss to a combined four hits and one earned run in 15.0 innings pitched.
- The tall right hander tied a career high with six strikeouts and surrendered just one run on three hits on Sunday in his first SEC road start at Ole Miss.
- Beam tossed 7.2 shutout innings in his SEC debut vs. South Carolina (3/20), carrying a perfect game into the seventh inning and holding the Gamecocks to just a single hit.
- Beam did not allow a run in his first three starts and also threw five shutout innings with six strikeouts in a win over Oklahoma on March 6 at the Shriners Children's Classic in Houston, Texas.

NON-CONFERENCE DOMINATION

- Tennessee has been extremely successful against non-conference opponents since the start of the 2019 season, posting an 84-14 record in that span.
- UT has been nearly unbeatable in midweek games under Vitello posting a 46-7 record in such contests.

- The Vols' went 25-6 against non-conference opponents in 2021 after winning 26 games vs. non-SEC foes in 2019, marking the most since posting 30 wins in 2000.

#ROADVOLS

- Tennessee was one of the best road teams in the country last season and is off to another impressive start away from home this year after sweeping then No. 1 Ole Miss in Oxford last weekend.
- The Vols outscored the Rebels, 26-7, for the series and held their high-powered lineup to a .147 batting average over the three games.
- UT recorded their seventh straight SEC road series win last weekend, dating back to 2019. The Big Orange won all five of their conference road series last season after winning its final road series at Florida in 2019. (No SEC games in 2020 - COVID-19)
- Tennessee is now 5-1 in games away from home this season, as the Vols went 2-1 at the Shriners Children's College Classic in Houston in early March.
- UT's 16 road wins in 2021 were the most in a single season in program history and its 16-5 road record was the best in the SEC.
- With a series win at South Carolina to end the regular season, the Vols posted wins in all of their conference road series for the first time since 1994 and won five SEC road series for the first time ever.
- Including non-conference play, the Vols were a perfect 6-0 in road series in 2021.

RUSSELL CHASING RECORDS

- Super senior slugger **Evan Russell** opted to use his extra year of eligibility from the 2020 COVID season to return for one more season in Orange & White.
- Russell (198 GP) is one away from tying **Todd Helton** for ninth all-time (199 GP). He is likely to break **Pete Derkay's** program record for career games played of 229 by season's end.
- After hitting three HRs in UT's series vs. South Carolina, Russell moved into eighth on the program's all-time list with 31 career homers. He needs two more to pull into a tie for sixth with **J.P. Arencibia** and **Jeff Christensen** (33).
- Russell needs just four RBIs to pull into a tie for 10th in program history with **Jeff Pickler** and **Sonny Cortez** (145).
- Russell is having the best season of his career at the plate, batting .338 with nine doubles to go along with six homers and 24 RBIs. His nine doubles are tied for eighth in the SEC.
- The Lexington, Tennessee, native is coming off a career year in 2021 in which he ranked third on the team with a career-high 14 home runs.
- Russell finished the regular season ranked third in the league lead with 31 RBI in SEC play. His 10 homers in conference play were tied for fourth and his .651 slugging percentage ranked sixth.
- Russell recorded three multi-homer games last season, including a pair of single-game program record three-HR games vs. LSU (3/27) & Vanderbilt (4/17).
- Russell and Texas Tech's Jace Jung were the only two players in the country with two three-homer games during the 2021 season.
- Russell is one of five Vols who have gone yard three times in a game and is the only player in program history to do it twice. He is also the only player to ever have two three-homer games in the same season against SEC competition.

Three-Homer Games (UT History)

- **Evan Russell vs. Vanderbilt (April 17, 2021)**
- **Evan Russell vs. LSU (March 27, 2021)**
- **Cody Hawn vs. Ohio (March 6, 2009)**
- **Todd Helton vs. Arkansas (March 25, 1995)**
- **Alan Cockrell vs. Austin Peay (March 16, 1983)**
- **Rusty Ensor vs. Vanderbilt (April 2, 1981)**

AWARDS & HONORS

JORDAN BECK • OF • JR

- Golden Spikes Award Preseason Watch List
- NCBWA Preseason All-American - 2nd Team
- Collegiate Baseball News Preseason All-American - 2nd Team
- Baseball America Preseason All-American - 3rd Team
- Preseason All-SEC - 2nd Team

DREW BEAM • RHP • FR

- SEC Freshman of the Week - 3/21

CHASE BURNS • RHP • FR

- SEC Freshman of the Week - 3/28
- Shriners Children's College Classic All-Tournament Team - 3/8

JARED DICKEY • C/OF • R-FR

- Collegiate Baseball News National Player of the Week - 3/14
- SEC Freshman of the Week - 3/14
- SEC Freshman of the Week - 2/28

CHASE DOLLANDER • RHP • SO

- SEC Pitcher of the Week - 3/28

DREW GILBERT • OF/LHP • JR

- Preseason All-SEC - 2nd Team

TREY LIPSCOMB • INF • SR

- NCBWA Dick Howser Trophy National Co-Hitter of the Week - 3/1
- D1Baseball Golden Spikes Performance of the Week Award - 3/1
- Collegiate Baseball News National Player of the Week - 2/28
- SEC Co-Player of the Week - 2/28

EVAN RUSSELL • OF • GR

- Shriners Children's Classic All-Tournament Team - 3/8
- Collegiate Baseball News Preseason All-American - 3rd Team

BLADE TIDWELL • RHP • SO

- Baseball America Preseason All-American - 1st Team
- NCBWA Preseason All-American - 1st Team
- Collegiate Baseball News Preseason All-American - 1st Team
- Perfect Game Preseason All-American - 2nd Team

REDMOND WALSH • LHP • GR

- NCBWA Stopper of the Year Preseason Watch List

ROUNDING THE BASES

WALSH CHASING RECORDS TOO

- LHP **Redmond Walsh** has established himself as one of college baseball's premier relief pitchers.
- Walsh moved into sole possession of second on UT's career saves list last Sunday at Ole Miss when he picked up the 19th of his career in a 4-3 win.
- Walsh needs just four more saves to tie **Todd Helton's** program record of 23.
- Walsh's 87 appearances rank second in program history. He needs just five more to pass **Andy Cox** (91) for the most in Tennessee history.
- Walsh's career ERA of 1.64 is the lowest of any active Division I player.
- Walsh has given up just eight hits and one run while striking out 16 in 12.0 innings pitched this season.
- Walsh was named to the NCBWA Stopper of the Year Preseason Watch List for the third straight year.

TREY'S WAY

- Tennessee senior infielder **Trey Lipscomb** is having a breakout season after patiently waiting his turn to crack the starting lineup.
- The Frederick, Maryland, native leads the SEC and is third nationally with 44 RBIs this season. He is also tied for first in the SEC and 13th in the country with 10 home runs.
- Lipscomb also leads the team with 28 runs, 34 hits, two triples, 19 extra-base hits and 75 total bases while batting .370 on the year.
- Lipscomb has already surpassed his career totals from the past three seasons in games started (25), runs (28), hits (34), doubles (7), triples (2), homers (10), RBIs (44) and total bases (75).
- The senior third baseman batted .333 and led the team with six RBIs in the series sweep at Ole Miss.
- Lipscomb hit a pair of homers (including a grand slam) and had six RBIs in UT's win over Eastern Kentucky on March 15, marking his second game this year with six or more RBIs.
- Lipscomb hit for the cycle and had a nine-RBI game earlier in the year against Iona (2/25), finishing one RBI short of tying the single-game program record.
- Lipscomb was named SEC Co-Player of the Week, the NCBWA Dick Howser Trophy National Co-Hitter of the Week, earned the DIBaseball Golden Spikes Performance of the Week Award and was one of Collegiate Baseball Newspaper's National Players of the Week on March 1 after his historic performance against Iona.

JOYCE KEEPIN' IT 100 (PLUS)

- Tennessee has a handful of pitchers that can light up the radar gun this season, none more impressive than redshirt junior RHP **Ben Joyce**.
- Entering this weekend, Joyce has thrown 151 total pitches and 88 of them have been clocked at 100 mph or harder.
- According to JJ Cooper of Baseball America, there were just three pitches of 103+ mph thrown in the MLB in the 2020 and 2021 seasons combined (973,435 pitches). Joyce has already more than doubled that number this season (12 in 151 pitches).
- Joyce's incredible performance on Feb. 23 vs. UNC Asheville made it rounds on social media after the Knoxville native had 10 pitches clocked at 100-plus MPH in just one inning of work.
- Joyce's fastest pitch on the night? 104 mph. According to @CodifyBaseball on Twitter, in the 2021 MLB regular season and postseason, there were 720,637 pitches thrown. The fastest was 103.4 mph.
- Joyce has had multiple pitches of 100-plus mph in all of his appearances this season. He enters the week with a 0.00 ERA and 14 strikeouts in 8.2 innings of work this season.

FRESHMEN PHENOMS

- Tennessee's freshman class has been nothing short of outstanding this season.
- The Vols' pair of freshman weekend starters **Chase Burns** and **Drew Beam** have been lights out in each of their six starts this year. (See Weekend Rotation note on Pg. 4)
- True freshmen position players **Christian Moore** and **Blake Burke** have provided plenty of highlights this season, as well.
- After going deep in Wednesday's win over Western Carolina, Moore ranks second on the team and tied for sixth in the SEC with eight homers this season despite having just 41 official at-bats.
- Moore hit an inside-the-park home run on March 6 vs. Oklahoma, the first since **Zach Daniels** vs. Texas Tech on Feb. 21, 2020 at the Round Rock Classic.
- Burke enters this week lead the team in slugging pct (1.000), on-base pct (.614) and OPS (1.614) after going 2-for-3 with three RBIs on Wednesday.
- The California native hit his second pinch-hit home run and fourth overall HR this season in the ninth inning of last Friday's 12-1 win at Ole Miss.
- Burke also homered against Oklahoma with a pinch-hit shot late in the game. He hit his third HR of the season in last Tuesday's midweek win over Butler, a 444-foot blast over the video board in right-center field.

HITTING PROWESS

- Under head coach **Tony Vitello** and hitting coach **Josh Elander**, the Vols have become one of the top offensive teams in the country year in and year out.
- The Vols rank among the nation's best at the plate once again this season, putting up video game type numbers at through 25 games.
- Entering this week, Tennessee leads the country in runs per game (11.1), total runs (277), batting average (.338), doubles (74), home runs (66) and slugging percentage (.682).
- UT also ranks in the top 10 nationally in hits (6th - 292), on-base pct (2nd - .455), walks (4th - 167) and triples (6th - 13).
- UT set a new series record for runs scored with 68 in its three wins over Iona earlier this season.
- The Vols have scored 47 more runs than the next closest SEC team (LSU - 230).
- Tennessee's 66 home runs are 17 more than Florida (49), who ranks second in the SEC.
- UT has 11 players batting .300 or higher this season and boasts 12 players with double-digit RBIs, including five with 20 or more.
- UT ranked among the nation's best in numerous offensive categories in 2021, as well: runs (7th - 475), hits (2nd - 657), doubles (3rd - 134), home runs (4th - 98) and walks (5th - 336).

LIPSCOMB HITS FOR THE CYCLE

- In UT's series opener vs. Iona (2/25), **Trey Lipscomb** became just the fourth player in program history to hit for the cycle, going 5-for-5 with two doubles, a triple and a homer. He was the first Vol to hit for the cycle since **Jordan Rodgers** vs. Kentucky in 2016.
- Lipscomb also finished the game with nine RBIs, one short of tying **Joe Randa's** program record of 10 set back in 1991.

Tennessee Cycles

- Chris Burke at Vanderbilt (May 11, 2001)
- Matt Duffy vs. New Orleans (March 9, 2011)
- Jordan Rodgers vs. Kentucky (April 1, 2016)
- Trey Lipscomb vs. Iona (Feb. 25, 2022)

STAT LEADERS

BATTING (min. 2 PA/Game)

Category	Player	Value
Batting Avg.	Drew Gilbert	.490
OPS	Blake Burke	1.614
Slugging Pct.	Blake Burke	1.000
On-Base Pct.	Blake Burke	.614
At-Bats	Jordan Beck	99
Runs	Trey Lipscomb	28
Hits	Trey Lipscomb	34
Doubles	Seth Stephenson	10
Triples	Four Players Tied	2
Home Runs	Trey Lipscomb	10
RBI	Trey Lipscomb	44
Total Bases	Trey Lipscomb	75
Stolen Bases	Seth Stephenson	11
Walks	Luc Lipcius	23
Hit by Pitch	Logan Steenstra	5
Sac Flies	Lipcius/Lipscomb	3
Sac Bunts	Jared Dickey	2

PITCHING (min. 10 IP)

Category	Player	Value
Appearances	Ben Joyce	12
Games Started	Four players tied	6
Innings Pitched	Chase Burns	33.2
Wins	Beam/Burns	5
Saves	Redmond Walsh	3
ERA	Redmond Walsh	0.75
WHIP	Drew Beam	0.53
Strikeouts	Chase Dollander	54
Opp. Avg.	Drew Beam	.105

FIELDING (min. 25 Chances)

Category	Player	Value
Chances	Evan Russell	222
Putouts	Evan Russell	213
Assists	Cortland Lawson	55
Fielding Pct.	Beck/Taylor	1.000

PLAYER SPOTLIGHT


#1 Drew Gilbert | OF | Jr.

Gilbert enters this weekend riding a team-best 17-game hit streak after going 2-for-2 with a homer and three RBIs in Wednesday's midweek win over Western Carolina.

The Stillwater, Minnesota, native leads the team with eight runs scored while batting .412 with seven RBIs in SEC play through six games.

SEASON STATS:

.490 AVG | 23 R | 25 H | 9 2B | 2 3B | 2 HR | 27 RBI | 44 TB | 17 BB | .863 SLG % | .611 OBP | 1.474 OPS | 2-3 SB



ROUNDING THE BASES

VITELLO REACHES MILESTONE

- UT head coach **Tony Vitello** won his 150th career game with a 7-1 victory over Eastern Kentucky on March 15, becoming the fastest head coach in program history to reach the 150-win mark.
- With Tennessee's midweek win over Western Carolina on Wednesday, Vitello passed **Dave Serrano** for third in program history with 158 career wins.
- Vitello is just the fourth head coach in program history to win 150 games while leading the Big Orange, joining **Rod Delmonico** (699), **Bill Wright** (408) and **Dave Serrano** (157).
- Vitello led the Vols to 50 wins in 2021, their most since winning a program-record 54 in 1995.
- Vitello was named the National Coach of the Year by the NCBWA and Perfect Game last season, becoming just the second head coach in program history to earn National Coach of the Year honors, joining legendary Vols' skipper **Rod Delmonico**, who was named National Coach of the Year by Baseball America in 1995.

WALK-OFF WINS

- The Vols had a flair for the dramatic last season, recording seven walk-off wins on the year.
- Tennessee recorded its first walk-off win of the 2022 season with a 9-8 victory over James Madison (3/8) in extra innings. **Jorel Ortega** singled to drive in the game-winning run in the bottom of the 10th inning.
- Four of Tennessee's seven walk-off wins in 2021 came in extra innings.
- After having not hit a walk-off homer since 2010, UT hit four last season, none more dramatic and important than **Drew Gilbert**'s walk-off grand slam in the bottom of the ninth inning vs. Wright State in the Vols' 9-8 victory to open NCAA regional play.

DICKEY DOING IT ALL

- OF/C **Jared Dickey** has seemingly come out of nowhere to be one of UT's top hitters this season.
- Dickey has been named the SEC Freshman of the Week twice this season, becoming the first Vol to win the award twice in the same year since **Kentrail Davis** back in 2008.
- The redshirt freshman ranks third in the SEC in batting average (.403) and is second in the league in slugging percentage (.851).
- Dickey recorded his second multi-homer game in the series opener at Ole Miss and is tied for second on the team with seven HRs. His first multi-homer game came against James Madison (3/9).
- The Mount Juliet, Tenn., native is also a versatile defender who has started games in left field, right field and at catcher this season.

A SEASON TO REMEMBER

- Tennessee is coming off one of its best seasons in program history in 2021. For just the fifth time in program history and the first time since 2005, the Vols advanced to the College World Series.
- UT won 50 games for just the third time in program history and finished the year tied for the most wins in the nation.
- Tennessee won its first SEC Eastern Division Championship since 1997 and its first outright division title since 1995.
- The Big Orange advanced to the SEC Tournament Championship game for the first time since 1995 and the first time since the tournament started including both divisions in 1996.
- The Vols' 20-10 record in league play was their best since finishing 22-8 in 1995. UT's winning record in league play was its first since 2005.
- Tennessee was ranked as high as No. 2 in the nation last season, its highest ranking in program history.

- UT's 42 regular-season wins were its most since winning 43 in 1995.
- Tennessee won all of its conference road series for the first time since 1994 and won five SEC road series for the first time ever. The Vols finished with an SEC best 16-5 record away from home.

PRESEASON HONORS

- Five Vols earned preseason honors heading into the 2022 campaign.
- Three players were named preseason All-Americans:
 - RHP **Blade Tidwell**: Baseball America (1st Team), NCBWA (1st Team), Collegiate Baseball Newspaper (1st Team), Perfect Game (2nd Team)
 - OF **Jordan Beck**: NCBWA (2nd Team), Collegiate Baseball Newspaper (2nd Team), Baseball America (3rd Team)
 - C **Evan Russell**: Collegiate Baseball Newspaper (3rd Team)
- Beck and fellow junior outfielder **Drew Gilbert** were named to the Preseason All-SEC second team.
- Super senior LHP **Redmond Walsh** was named to the NCBWA Stopper of the Year Preseason Watch List for the third straight year.

TALENTED NEWCOMERS

- Tennessee's 2021 signing class was rated No. 5 in the nation by Baseball America and Perfect Game.
- Key members of the Vols' 2021 class that have already provided an instant impact this season include RHP **Chase Burns**, INF **Christian Moore** and 1B/OF **Blake Burke**, who were all named "Impact Freshmen" by D1Baseball.com this preseason.
- Burns (No. 17 prospect nationally) was selected in the 20th round of the 2021 MLB Draft by the San Diego Padres and has an electric fastball that has been clocked in the triple digits.
- Moore (No. 91 prospect nationally) and Burke (No. 326 prospect nationally) have both seen significant action so far this season.
- Moore ranks second on the team with seven home runs despite just having 36 official at-bats.
- Freshman RHP **Drew Beam** has also been an instant impact player, starting all six of UT's Sunday games while posting a 1.12 ERA and a 5-0 record.
- UT also added a pair of talented players from the junior college ranks in **Logan Chambers** and **Seth Stephenson**, who both can play infield or outfield.
- Chambers was a NJCAA First Team All-American for Crowder College in 2021 after batting .404 with 90 runs scored, 107 hits, 36 doubles and 76 RBIs.
- Stephenson was a first-team all-conference selection and the NJCAC Hitter of the Year in 2021 for Temple College in Texas. He is batting .383 with nine doubles, a triple, two homers, 16 RBIs and a team-high 11 stolen bases this season. His 11 steals rank second in the SEC behind Vanderbilt's Enrique Bradfield Jr. (14).

MLB DRAFT PICKS ON CURRENT TEAM

- Tennessee has five players on the current roster that have been selected in the Major League Baseball Draft.

Player (Pos.)	Year	Rd.	Team
Seth Halvorsen (RHP)	2021, 2018	19	Phillies
Chase Burns (RHP)	2021	20	Padres
Jordan Beck (OF)	2019	14	Red Sox
Drew Gilbert (OF/LHP)	2019	35	Twins
Logan Steenstra (INF)	2019	40	Twins

SCOUTING REPORT

Vanderbilt Commodores

- **Record:** 20-4 (4-2 SEC)
- **2021 Postseason:** CWS Runner-Up
- **2022 SEC Preseason Poll:** 1st in East
- **Head Coach:** Tim Corbin (20th year)
- **Preseason Conference Honors:**
 - OF Enrique Bradfield Jr. (1st Team)
 - DH/UTL Dominic Keegan (1st Team)
 - RP Nick Maldonado (1st Team)
- **Stat Leaders:**
 - Batting Avg: Dominic Keegan (.419)
 - Runs: Enrique Bradfield Jr. (28)
 - Hits: Dominic Keegan (36)
 - Home Runs: Tate Kolwyck (6)
 - RBI: Dominic Keegan (28)
 - Stolen Bases: Enrique Bradfield Jr. (16)
 - Wins: Devin Futrell (5)
 - Saves: Thomas Schultz (4)
 - ERA (min. 1 IP/G): Grayson Moore (0.69)
 - Innings Pitched: Chris McElvain (32.1)
 - Strikeouts: Carter Holton (47)

PITCHER SPOTLIGHT

#23 Chase Burns | RHP | Fr.

Burns has been as good as advertised after being ranked as one of the nation's top recruits before electing to forgo the MLB Draft and attend school.

The talented freshman from the Nashville area is tied for the SEC lead in wins (5) and leads the league in ERA (0.80) entering this week-end's series. He was named the SEC Freshman of the Week on Monday after a dominant outing at Ole Miss last Friday.

SEASON STATS:

6 APP | 6 GS | 5-0 | 0.80 ERA | 33.2 IP | 16 H | 6 R | 3 ER | 9 BB | 45 K | .138 OPP AVG | 0.74 WHIP



ROUNDING THE BASES

VOLS LOADED WITH MLB PROSPECTS

- The Vols have a handful of players on the team who are among some of the top MLB Draft prospects in the SEC and nationally according to D1Baseball.com

D1Baseball.com Top 2022 Prospects (All Schools)

No. 15 Blade Tidwell - RHP
No. 17 Jordan Beck - OF
No. 50 Drew Gilbert - OF
No. 153 Ben Joyce - RHP
No. 203 Seth Stephenson - UTL

D1Baseball.com Top 2022 Prospects (SEC Only)

No. 7 Blade Tidwell - RHP
No. 8 Jordan Beck - OF
No. 21 Drew Gilbert - OF
No. 44 Ben Joyce - RHP
No. 58 Seth Stephenson - INF/OF
No. 59 Trey Lipscomb - INF
No. 77 Evan Russell - C
No. 88 Logan Steenstra - INF

D1Baseball.com Top 2023 Prospects (All Schools)

No. 31 Chase Dollander - RHP
No. 59 Kyle Booker - OF

D1Baseball.com Top 2023 Prospects (SEC Only)

No. 13 Chase Dollander - RHP
No. 23 Kyle Booker - OF

D1BASEBALL.COM POSITION RANKINGS

- The Vols have had 10 players recognized in D1Baseball.com's Week 6 position power rankings.

D1Baseball.com Week 6 Position Power Rankings

Starting Pitchers

Chase Burns - No. 3
Chase Dollander - No. 15
Drew Beam - No. 57

Catchers

Evan Russell - No. 21

First Basemen

Luc Lipcius - No. 23

Second Basemen

Jorel Ortega - No. 23

Third Basemen

Trey Lipscomb - No. 7

Outfielders

Drew Gilbert - No. 6
Jared Dickey - No. 8
Jordan Beck - No. 27

VOLS IN 2021 MLB DRAFT

- Tennessee had seven players selected in the 2021 MLB Draft, which was tied for third in the SEC and tied for sixth in the nation.
- UT's seven total picks were tied for the second most in a single draft in program history and marked the most selections ever through 20 rounds.
- The Vols have had multiple players picked in each of the past eight MLB Drafts.
- Over the past three years, Tennessee's 16 draft picks are the fourth most in the SEC.

Most Draft Picks by SEC Schools (2019-21)

- Vanderbilt - 24
- Mississippi State - 19
- Arkansas - 18
- Tennessee - 16**
- South Carolina - 14

VOLS IN PROS

- At the end of last season, Tennessee had 25 former players in the professional baseball ranks.
- Five former Vols appeared in an MLB game during the 2021 season.

2021 MLB VOLS

Player	Pos.	Team
Garrett Crochet	LHP	Chicago White Sox
Zack Godley	RHP	Milwaukee Brewers
Yan Gomes	C	Oakland Athletics
Nick Senzel	OF	Cincinnati Reds
Drew Steckenrider	RHP	Seattle Mariners

TENNESSEE TURNAROUND

- Tennessee head coach **Tony Vitello**, who enters his fifth season with the Vols, has turned UT into one of the top programs in the nation.
- Vitello was named National Coach of the Year by the NCBWA and Perfect Game last season after leading the Big Orange to their first College World Series appearance since 2005.
- Tennessee's 50 total wins and 20 SEC wins last season were its most since winning 54 total games and 22 conference games in 1995.
- Vitello had UT ranked as high as No. 2 in the USA Today and D1Baseball.com polls in 2021, the highest ranking in program history at the time.
- In 2019, he led Tennessee to its first 40-win season and first NCAA Regional appearance since 2005.
- In 2018, Vitello led UT to 29 wins in his first season, the most by a first-year head coach in program history.

CAPACITY CROWDS AT LNS

- Tennessee has been packing the house this season with four sellouts already.
- All 18 of UT's home games this season have had an attendance of 3,500-plus.
- Eight of the top 10 most attended games in program history have come during the 2021 and 2022 seasons.
- Wednesday's midweek game vs. Western Carolina featured the largest attendance for a home midweek game in program history (4,607).
- UT set a couple of different attendance records during its season-opening series vs. Georgia Southern.
- The Vols' total attendance for the series against the Eagles was 13,556, breaking the previous record for a three-game series (11,280 vs. Florida in 1994).
- UT's attendance of 4,335 on Friday was the largest crowd for a home opener in program history, topping the previous mark of 2,812 vs. Northern Illinois in 2012.
- Saturday's attendance of 4,651 was UT's most ever for a regular season game and the third highest in program history.
- UT's two super regional games against LSU last season both drew over capacity crowds of 4,400 and 4,427, ranking fifth and sixth in program history.
- Entering the Arkansas series last season, the Vols had only played 10 games that had an attendance north of 3,000 since 2007. They have now played 27 such games since that point.

UT Single Game Attendance Records - Top 10

Rank	Date	Opponent	Att.
1.	5/28/95	Oklahoma State (NCAA)	5086
2.	5/28/93	Charlotte (NCAA)	4657
3.	2/19/22	Georgia Southern	4651
4.	3/30/22	Western Carolina	4607
5.	2/20/22	Georgia Southern	4580
6.	3/22/22	Butler	4494
7.	6/13/21	LSU (NCAA)	4427
8.	6/12/21	LSU (NCAA)	4400
9.	3/01/22	ETSU	4391
10.	2/18/22	Georgia Southern	4335

HOME RUN TRACKER

Player (#)	Opp. (Date)	Inn.	Type
T. Lipscomb (1)	Ga. Southern (2/18)	B4	2-Run
S. Stephenson (1)	Ga. Southern (2/18)	B5	2-Run
J. Ortega (1)	Ga. Southern (2/18)	B6	3-Run
C. Scott (1)	Ga. Southern (2/18)	B7	Solo
J. Ortega (2)	Ga. Southern (2/19)	B8	Solo
D. Gilbert (1)	Ga. Southern (2/19)	B8	GS
J. Beck (1)	UNC Asheville (2/23)	B1	Solo
C. Moore (1)	UNC Asheville (2/23)	B2	2-Run
T. Lipscomb (2)	UNC Asheville (2/23)	B3	Solo
L. Lipcius (1)	UNC Asheville (2/23)	B3	Solo
S. Stephenson (2)	UNC Asheville (2/23)	B7	3-Run
T. Lipscomb (3)	Iona (2/25)	B1	3-Run
E. Russell (1)	Iona (2/25)	B4	Solo
C. Lawson (1)	Iona (2/25)	B4	Solo
B. Burke (1)	Iona (2/25)	B6	2-Run
J. Dickey (1)	Iona (2/25)	B8	Solo
T. Lipscomb (4)	Iona (2/26)	B4	2-Run
J. Beck (2)	Iona (2/26)	B5	2-Run
C. Scott (2)	Iona (2/26)	B7	3-Run
C. Moore (2)	Iona (2/26)	B7	3-Run
C. Lawson (2)	Iona (2/27)	B2	2-Run
J. Beck (3)	Iona (2/27)	B2	2-Run
E. Russell (2)	Iona (2/27)	B3	Solo
J. Dickey (2)	Iona (2/27)	B6	Solo
T. Lipscomb (5)	ETSU (3/1)	B4	2-Run
E. Russell (3)	Texas (3/4)	T5	Solo
C. Scott (3)	Baylor (3/5)	B3	2-Run
J. Beck (4)	Oklahoma (3/6)	T1	Solo
C. Moore (3)	Oklahoma (3/6)	T3	2-Run*
B. Burke (2)	Oklahoma (3/6)	T8	Solo
J. Dickey (3)	James Madison (3/9)	B1	Solo
T. Lipscomb (6)	James Madison (3/9)	B4	Solo
C. Moore (4)	James Madison (3/9)	B6	2-Run
J. Dickey (4)	James Madison (3/9)	B7	Solo
L. Steenstra (1)	James Madison (3/9)	B7	Solo
L. Lipcius (2)	James Madison (3/9)	B7	Solo
C. Lawson (3)	James Madison (3/9)	B8	2-Run
L. Steenstra (2)	Rhode Island - G1 (3/11)	B2	2-Run
J. Dickey (5)	Rhode Island - G1 (3/11)	B3	2-Run
C. Scott (4)	Rhode Island - G2 (3/11)	B5	Solo
C. Lawson (4)	Rhode Island - G2 (3/11)	B5	Solo
C. Moore (5)	Rhode Island - G2 (3/11)	B5	Solo
L. Lipcius (3)	Rhode Island (3/13)	B7	Solo
T. Lipscomb (7)	E. Kentucky (3/15)	B1	2-Run
T. Lipscomb (8)	E. Kentucky (3/15)	B2	GS
C. Moore (6)	E. Kentucky (3/15)	B4	Solo
C. Lawson (5)	South Carolina (3/18)	B2	2-Run
L. Lipcius (4)	South Carolina (3/18)	B6	Solo
J. Ortega (3)	South Carolina (3/18)	B7	Solo
E. Russell (4)	South Carolina (3/18)	B8	3-Run
L. Lipcius (5)	South Carolina (3/19)	B1	Solo
J. Beck (5)	South Carolina (3/19)	B3	Solo
C. Moore (7)	South Carolina (3/20)	B3	Solo
E. Russell (5)	South Carolina (3/20)	B3	Solo
T. Lipscomb (9)	South Carolina (3/20)	B6	2-Run
E. Russell (6)	South Carolina (3/20)	B8	2-Run
B. Burke (3)	Butler (3/22)	B1	3-Run
C. Lawson (6)	Butler (3/22)	B3	3-Run
J. Ortega (4)	Butler (3/22)	B6	Solo
J. Dickey (6)	at Ole Miss (3/25)	T2	2-Run
L. Lipcius (6)	at Ole Miss (3/25)	T4	Solo
T. Lipscomb (10)	at Ole Miss (3/25)	T5	3-Run
J. Dickey (7)	at Ole Miss (3/25)	T6	Solo
B. Burke (4)	at Ole Miss (3/25)	T9	Solo
C. Moore (8)	Western Carolina (3/30)	B1	Solo
D. Gilbert (2)	Western Carolina (3/30)	B1	2-Run

TOTAL (66)

* Inside the Park HR

INDIVIDUAL

No-Hitter:	Jeffery Terrell vs. Bowling Green State 2/15/02 (W, 5-0)
One-Hitter:	Luke Hochevar at Auburn 3/18/05 (W, 2-1)
Complete Game:	Garrett Stallings vs. Ole Miss 5/16/19 (W, 7-0)
Back-to-Back Complete Games:	Garrett Stallings & Will Neely doubleheader vs. Alabama (3/25/18)
Three Straight Complete Games:	Ryan Meyers, Mike Lincoln & Scott Schroeffer 1996 Atlantic Regional vs. Charleston Southern, Georgia Southern & West Virginia
Shutout:	Garrett Stallings vs. Ole Miss 5/16/19 (W, 7-0)
10+ Strikeouts (Individual):	Chase Dollander (10 Ks) at Ole Miss 3/26/22
10+ Innings Pitched:	Jamie Bennett (10.0) vs. Auburn 4/14/00
Hit for the Cycle:	Trey Lipscomb vs. Iona 2/25/22
Inside the Park Home Run:	Christian Moore vs. Oklahoma 3/6/22
Inside the Park Grand Slam:	Joe Randa vs. Louisville 4/23/91
Pinch-Hit Home Run:	Blake Burke at Ole Miss 3/25/22
Pinch-Hit Grand Slam:	Trey Lipscomb vs. George Washington 2/28/20
Leadoff HR (Game):	Liam Spence vs. Liberty 6/5/21
Leadoff HR (Inning):	Christian Moore (1st) vs. Western Carolina 3/30/22
Two-Home Run Game:	Jared Dickey at Ole Miss 3/25/22
Three-Home Run Game:	Evan Russell vs. Vanderbilt 4/17/21
Two-Run Home Run:	Drew Gilbert vs. Western Carolina 3/30/22
Three-Run Home Run:	Trey Lipscomb at Ole Miss 3/25/22
Grand Slam:	Trey Lipscomb vs. Eastern Kentucky 3/15/22
Grand Slam in Back-to-Back Games:	Andre Lipcius & Zach Daniels vs. Maryland (2/18/18 DH-2) and vs. Lipscomb 2/20/18
Back-to-Back HR:	Christian Moore (solo) and Evan Russell (solo) vs. South Carolina (3rd Inn.) 3/20/22
Back-to-Back-to-Back HR:	Zach Daniels, Andre Lipcius & Alerick Soularie vs. Lipscomb 4/9/19
HR in Three Straight Games:	Trey Lipscomb, Feb. 23-26, 2022
HR in Four Straight Games:	Cody Hawn, May 9-14, 2010
Three-Double Game:	Nico Mascia at Western Carolina 3/27/18
Four-Double Game:	Drew Steckenrider vs. Vanderbilt 5/4/12
Two-Triple Game:	Hunter Rigsby vs. ETSU 4/17/02
Four-Hit Game:	Jordan Beck (5) vs. Rhode Island 3/13/22
Five-Hit Game:	Jordan Beck vs. Rhode Island 3/13/22
Six-Hit Game:	Kris Bennett vs. Georgia 6/11/01
Four-Run Game:	Jared Dickey vs. Iona 2/27/22
Five-Run Game:	Nico Mascia at Western Carolina 3/27/18
Three-RBI Game:	Burke & Moore vs. Western Carolina 3/30/22
Four-RBI Game:	Trey Lipscomb (6) vs. Eastern Kentucky 3/15/22
Five-RBI Game:	Trey Lipscomb (6) vs. Eastern Kentucky 3/15/22
Six-RBI Game:	Trey Lipscomb vs. Eastern Kentucky 3/15/22
Seven-RBI Game:	Trey Lipscomb (9) vs. Iona 2/25/22
Eight-RBI Game:	Trey Lipscomb (9) vs. Iona 2/25/22
Nine-RBI Game:	Trey Lipscomb (9) vs. Iona 2/25/22
Four Steals:	Jay Charleston vs. Tennessee Tech 5/14/19
Five Steals:	Jay Charleston vs. Tennessee Tech 5/14/19
Six Steals:	Clay Greene vs. Middle Tennessee 4/9/97
Straight Steal of Home:	Will Maddox vs. MTSU 4/30/13
No-Hitter vs. UT:	LHP Brian Dodd of Arizona State, 3/19/88
Opposing Player Hit Three HR:	Cole Lankford of Texas A&M, 5/18/13

TEAM

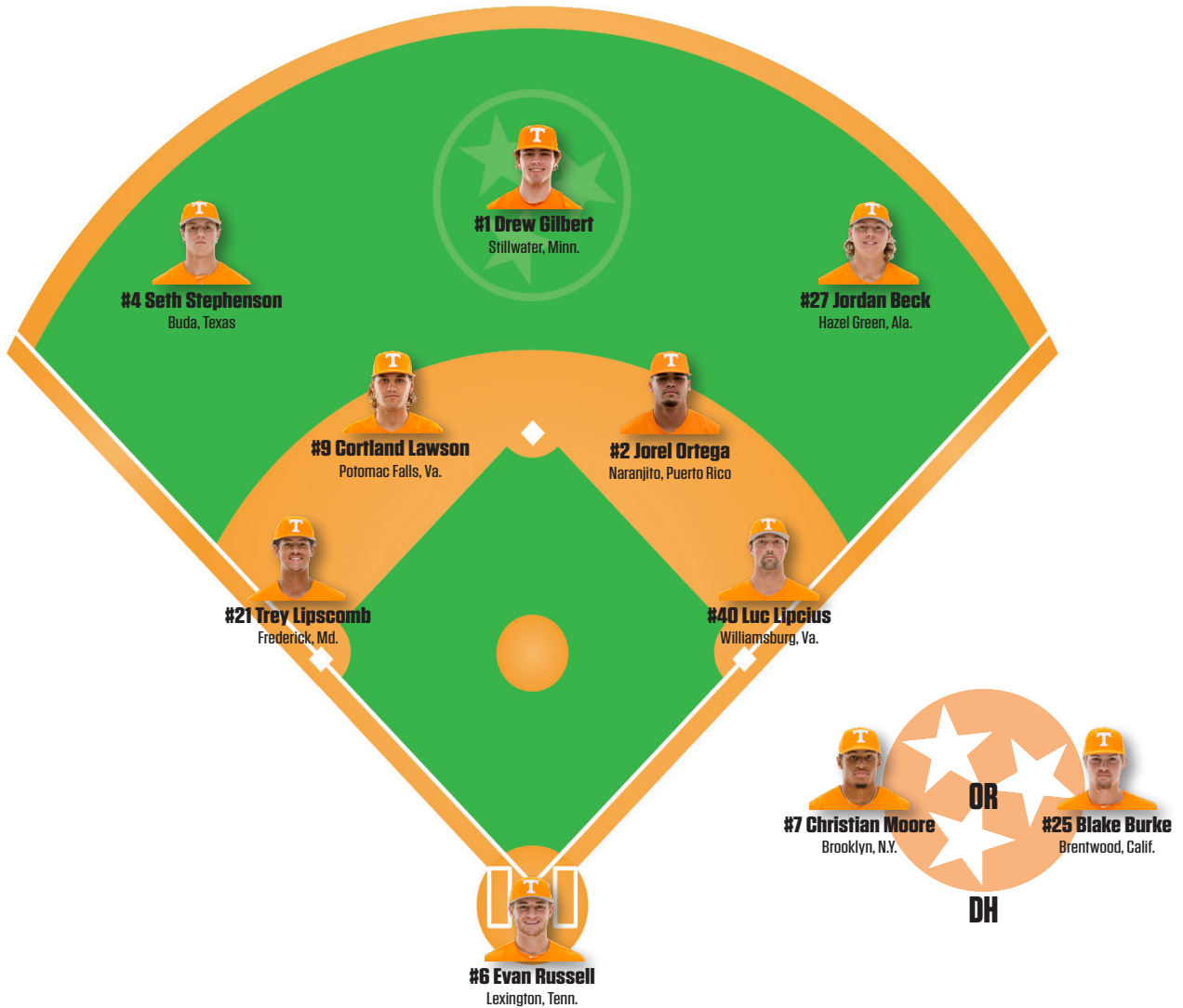
No-Hitter:	Jeffery Terrell vs. Bowling Green State 2/15/02 (W, 5-0)
One-Hitter:	Beam, McLaughlin, Evans, Joyce vs. South Carolina 3/20/22 (W, 10-0)
Shutout (Team):	South Carolina 3/20/22 (W, 10-0)
Tennessee Was Shutout:	vs. Virginia 6/20/21 (L, 6-0)
Back-to-Back Shutouts:	Alabama & Florida 5/28/21 & 5/29/21 (Wins of 11-0 & 4-0)
Three Straight Shutouts:	App State 2/16 & 2/17/19 and Northern Kentucky 2/19/19 (Wins of 2-0, 3-0 & 18-0)
Four Straight Shutouts:	Appalachian State (3x) and Northern Kentucky 2/15/19 - 2/19/19 (Wins of 6-0, 2-0, 3-0 & 18-0)
Walk-Off Win:	James Madison 3/8-9/22 (Jorel Ortega single)
Hit a Walk-Off Home Run:	Wright State 6/4/21 (Drew Gilbert)
Turned a Triple Play:	Eastern Kentucky 2/22/97 (SS-1B)
Hit into a Triple Play:	vs. Florida 4/6/08 (Jeff Lockwood lined into 2B-SS-1B)
10+ Runs:	11 vs. Western Carolina 3/30/22 (W, 11-1)
15+ Runs:	17 vs. Rhode Island 3/11/22 (W, 17-4)
20+ Runs:	29 vs. Iona 2/26/22 (W, 29-0)
10+ Hits:	11 vs. Western Carolina 3/30/22 (W, 11-1)
15+ Hits:	17 at Ole Miss 3/26/22 (W, 10-3)
20+ Hits:	20 vs. Iona 2/26/22 (W, 29-0)
1-0 Win:	at Alabama (DH-2) 4/16/11
1-0 Loss:	at Vanderbilt 4/28/17
Extra Innings Win:	James Madison (9-8 in 10 inn.) 3/8-9/22
Extra Innings Loss:	vs. Alabama (3-2 in 11 inn.) 5/26/21
Home Series Won:	South Carolina 3/18/22 - 3/20/22
Home Series Lost:	Arkansas, 5/14/21 - 5/16/21
Home Series Sweep:	South Carolina 3/18/22 - 3/20/22
Home Series Swept:	Missouri, 5/18/17 - 5/20/17
Away Series Won:	at #1 Ole Miss, 3/25/22 - 3/27/22
Away Series Lost:	at Arkansas 4/26/19 - 4/28/19
Away Series Sweep:	at #1 Ole Miss, 3/25/22 - 3/27/22
Away Series Swept:	at Arkansas 4/26/19 - 4/28/19
Away Tournament Won:	Round Rock Classic (3-0), 2020
Beat a Top 25 Team:	at #1 Ole Miss (4-3) 3/27/22
Beat a Top 10 Team:	at #1 Ole Miss (4-3) 3/27/22
Beat a Top 5 Team:	at #1 Ole Miss (4-3) 3/27/22
Beat a No. 1 Team:	at #1 Ole Miss (4-3) 3/27/22
Series Win Over a Top 25 Team:	at #1 Ole Miss 3/25/22 - 3/27/22
Series Win Over a Top 10 Team:	at #1 Ole Miss 3/25/22 - 3/27/22
Series Win Over a Top 5 Team:	at #1 Ole Miss 3/25/22 - 3/27/22
Series Win Over a No. 1 Team:	at #1 Ole Miss 3/25/22 - 3/27/22
UT Player Ejection:	Brodie Leftridge (9th) vs. ECU, 3/6/16
UT Head Coach Ejection:	Tony Vitello (7th) vs. Vanderbilt 4/16/21
UT Assistant Coach Ejection:	Ross Kivett (4th) vs. Texas 6/22/21

Bold - Occurred in 2022

PROJECTED STARTERS

TENNESSEE

BASEBALL



PROJECTED STARTERS INFORMATION

Pos.	No.	Name	Cl.	GP/GS	AVG	R	H	HR	RBI	Notable
C	6	Evan Russell	Gr.	22/21	.338	18	27	6	24	Recorded a hit in 10 of his last 11 games
1B	40	Luc Lipcius	Gr.	25/25	.294	27	20	6	15	Leads the team in walks drawn with 23
2B	2	Jorel Ortega	R-So.	25/22	.312	20	24	4	17	HR, two runs, two RBIs vs. Butler (3/22)
3B	21	Trey Lipscomb	Sr.	25/25	.370	28	34	10	44	Ranks 3rd nationally in RBIs, leads team in R, H, HR & RBI
SS	9	Cortland Lawson	Jr.	24/24	.276	22	21	6	21	Laced a 3-run triple in the series opener at Ole Miss (3/25)
LF	4	Seth Stephenson	Jr.	23/14	.369	18	24	2	16	Leads team with .429 batting average in SEC play
CF	1	Drew Gilbert	Jr.	18/18	.490	23	25	2	27	Enters series on 17-game hit streak
RF	27	Jordan Beck	Jr.	25/25	.333	25	33	5	16	Hitting .436 in his last 10 games (17-of-39)
DH	7	Christian Moore	Fr.	16/11	.390	18	16	8	20	12-of-16 (75 percent) hits this season are for extra bases
-OR-	25	Blake Burke	Fr.	20/6	.414	14	12	4	15	Leads team in SLG (1.122), OBP (.519) and OPS (1.641)

Other Possible Starters/Key Reserves

OF	12	Kyle Booker	So.	9/2	.188	4	3	0	4	Made return from injury on Wednesday vs. WCU
UTL	13	Logan Chambers	Jr.	13/5	.176	4	3	0	3	Had pinch-hit single on Wednesday vs. WCU
LF	17	Jared Dickey	R-Fr.	23/17	.403	67	27	7	17	Tied for sixth among freshman in home runs this year
OF	8	Christian Scott	Sr.	21/5	.206	10	7	4	13	Hit fourth HR of the year against Rhode Island (3/11)
INF	5	Logan Steenstra	Jr.	18/1	.391	7	9	2	8	Doubled in his only AB of the Ole Miss Series (3/26)
C	14	Charlie Taylor	R-Fr.	8/4	.111	3	1	0	2	Stole his second base of the season against WCU (3/30)

GAME 1 STARTER



23

CHASE BURNS

Fr. | RHP | 6-4 | 205 | Gallatin, Tenn. (Beech Senior HS)

CAREER STATS

Season	W-L	GP-GS	CG	SHO	IP	H	R	ER	HR	BB	K	SV	WHIP	BAA	ERA
2022	5-0	6-6	0	0-1	33.2	16	6	3	2	9	45	0	0.74	.138	0.80
TOTALS	5-0	6-6	0	0-1	33.2	16	6	3	2	9	45	0	0.74	.138	0.80

SEASON BESTS

Innings (Starter) 7.0 at Ole Miss (3/25)
Innings (Reliever) N/A
Runs Allowed 0 vs. Georgia Southern (2/18)
ER Allowed 0 (3x), last vs. Rhode Island (3/11)
Strikeouts 11 at Ole Miss (3/25)
Walks 0 at Ole Miss (3/25)
Hits Allowed 2 (4x), last at Ole Miss (3/25)

CAREER BESTS

Innings (Starter) 7.0 at Ole Miss (3/25/22)
Innings (Reliever) N/A
Runs Allowed 0 vs. Georgia Southern (2/18/22)
ER Allowed 0 (3x), last vs. Rhode Island (3/11/22)
Strikeouts 11 at Ole Miss (3/25/22)
Walks 0 at Ole Miss (3/25/22)
Hits Allowed 2 (4x), last at Ole Miss (3/25/22)

GAME-BY-GAME STATS

#23 Chase Burns - 6 appearances (All games)

Date	Opponent	GS	IP	H	R	ER	BB	SO	2B	3B	HR	WP	BK	HBP	IBB	Score	W-L	Sv	ERA	NP
Feb 18	GEORGIA SOUTHERN	*	5.0	2	0	0	1	5	0	0	0	0	0	0	0	9-0	1-0	0	0.00	70
Feb 25	IONA	*	5.0	4	1	0	1	4	0	0	0	0	0	0	0	27-1	2-0	0	0.00	74
Mar 04	vs Texas	*	5.0	2	1	1	1	10	0	0	1	0	0	1	0	2-7	2-0	0	0.60	81
Mar 11	RHODE ISLAND-1	*	5.0	4	2	0	4	6	2	0	0	1	0	0	0	17-4	3-0	0	0.45	101
Mar 18	SOUTH CAROLINA	*	6.2	2	1	1	2	9	0	0	0	1	0	0	0	8-3	4-0	0	0.68	92
Mar 25	at Ole Miss	*	7.0	2	1	1	0	11	0	0	1	0	0	0	0	12-1	5-0	0	0.80	106
Totals		6	33.2	16	6	3	9	45	2	0	2	2	0	1	0	75-16	5-0	0	0.80	-

BIO INFORMATION

Full Bio on UTSports.com

CAREER HONORS

- SEC Freshman of the Week -- March 28, 2022
- 2022 Shriners Children's College Classic All-Tournament Team
- Selected in 20th Round of the 2021 MLB Draft by the San Diego Padres

2022 - FRESHMAN

- Was dominant in his first SEC road start at No. 1 Ole Miss (3/25), notching career-highs in innings pitched (7.0) and strikeouts (11) while only allowing one run on two hits
- Earned the win in his SEC debut vs. South Carolina (3/18), allowing just one run on two hits while striking out nine in 6.2 innings
- Had 10 strikeouts while allowing just one run on two hits vs. No. 1 Texas (3/4)
- Improved to 2-0 on the year after allowing just one unearned run on four hits vs. Iona (2/25)
- Started on Opening Day in his collegiate debut vs. Georgia Southern (2/18/22) and threw five shutout innings, allowing just two hits and one walk while striking out five batters

HIGH SCHOOL

- Top 100 prospect by Perfect Game (No. 17) and No. 1 player from Tennessee
- Rated the No. 5 right-handed pitcher nationally by Perfect Game
- Ranked No. 42 overall prospect by Prep Baseball Report
- Participated in Perfect Game 2020 National Showcase and was named to the Top Prospect Team
- Participated in Perfect Game 2020 All-American Classic
- Two-time Perfect Game Preseason All-American (2020, 2021)
- Participated in 2021 Under Armour All-American Game
- 2021 Baseball America First Team High School All-American
- 2021 TSWA Class AAA First Team All-State selection
- 2021 Main Street Preps All-Midstate Pitcher of the Year
- Fastball has been clocked up to 101 MPH

PERSONAL

- Full Name is Chase David Burns
- Born on Jan. 16, 2003, in Naples, Italy
- Majoring in Recreation & Sport Management
- Son of Trinetti and David Burns
- Has one older sister, Breanna Burns
- Father, David, played college football at Division II North Greenville College
- Chose Tennessee because it was a perfect fit for his skills and personality and the culture

GAME 2 STARTER

11

CHASE DOLLANDER

So. | RHP | 6-3 | 200 | Evans, Ga. (Georgia Southern)

CAREER STATS

Season	W-L	GP-GS	CG	SHO	IP	H	R	ER	HR	BB	K	SV	WHIP	BAA	ERA
2021	4-3	12-11	0	0-0	49.0	49	32	22	3	28	64	0	1.57	.262	4.04
2022	4-0	6-6	0	0-1	30.1	19	9	9	1	7	54	0	0.86	.170	2.67
TOTALS	8-3	18-17	0	0-1	79.1	68	41	31	4	35	118	0	1.29	.232	3.52

SEASON BESTS

Innings (Starter) 6.1 at Ole Miss (3/26)
Innings (Reliever) N/A
Runs Allowed 0 (2x), last at Ole Miss (3/26)
ER Allowed 0 (2x), last at Ole Miss (3/26)
Strikeouts 12 vs. Rhode Island (3/11)
Walks 0 vs. Georgia Southern (2/19)
Hits Allowed 2 (2x), last vs. Baylor (3/5)

CAREER BESTS

Innings (Starter) 6.1 at Ole Miss (3/26/22)
Innings (Reliever) 1.1 at Oklahoma (4/25/21)
Runs Allowed 0 (4x), last at Ole Miss (3/26)
ER Allowed 0 (3x), last at Ole Miss (3/26)
Strikeouts 13 vs. Appalachian State (3/27/21)
Walks 0 vs. Georgia Southern (2/19/22)
Hits Allowed 2 (4x), last vs. Baylor (3/5/22)

GAME-BY-GAME STATS

#11 Chase Dollander - 6 appearances (All games)

Date	Opponent	GS	IP	H	R	ER	BB	SO	2B	3B	HR	WP	BK	HBP	IBB	Score	W-L	Sv	ERA	NP
Feb 19	GEORGIA SOUTHERN	*	5.0	4	3	3	0	11	1	0	0	0	0	0	0	10-3	0-0	0	5.40	84
Feb 26	IONA	*	5.0	2	0	0	1	10	1	0	0	0	0	0	0	29-0	1-0	0	2.70	58
Mar 05	vs Baylor	*	3.0	2	4	4	2	4	0	0	0	0	0	1	0	10-5	1-0	0	4.85	73
Mar 11	RHODE ISLAND-2	*	6.0	5	1	1	2	12	0	0	0	0	0	0	0	8-3	2-0	0	3.79	100
Mar 19	SOUTH CAROLINA	*	5.0	3	1	1	1	7	0	0	1	0	0	0	0	5-2	3-0	0	3.38	99
Mar 26	at Ole Miss	*	6.1	3	0	0	1	10	1	0	0	0	0	0	0	10-3	4-0	0	2.67	100
Totals		6	30.1	19	9	9	7	54	3	0	1	0	0	1	0	72-16	4-0	0	2.67	-

BIO INFORMATION

Full Bio on UTSports.com

CAREER HONORS

- SEC Pitcher of the Week - March 28, 2022
- 2021 Perfect Game Freshman All-American - 1st Team

2022 - SOPHOMORE

- Pitched a career-long 6.1 scoreless innings at No. 1 Ole Miss (3/26), punching out 10 hitters and allowing just four runners to reach base
- Earned the win in his SEC debut vs. South Carolina (3/19), giving up just one run on three hits while striking out seven batters in five innings
- Pitched six innings and had a season-high 12 strikeouts in win over Rhode Island (3/11)
- Earned his first victory as a Vol after striking out 10 batters in five shutout innings vs. Iona (2/26)
- Struck out 11 batters in just five innings of work in his Tennessee debut vs. his former team, Georgia Southern (2/19)

2021 - FRESHMAN (GEORGIA SOUTHERN)

- Went 4-3 in 12 appearances, making 11 starts
- Ranked fourth on the team with 64 strikeouts and tied for third on the team with four victories
- Had seven strikeouts and allowed just one run in six innings to earn the win vs. ULM (4/10)
- Recorded a career-high 13 strikeouts in six shutout innings to earn win vs. Appalachian State (3/20)
- Pitched 5.2 innings and allowed just one run on three hits in collegiate debut vs. Tennessee (2/20)

PERSONAL

- Full Name is Tyler Chase Dollander
- Born on Oct. 26, 2001
- Majoring in Recreation/Therapeutic Recreation
- Son of Sandra Wall and Brian Dollander. Stepson of David Wall
- Has two older brothers, Hunter Dollander and Drew Wall, and one younger brother, Trever Dollander
- His brother Hunter played baseball for Georgia Gwinnett College
- Hobbies include fishing, hunting and occasionally golf

GAME 3 STARTER



32

DREW BEAM

Fr. | RHP | 6-4 | 203 | Murfreesboro, Tenn. (Blackman HS)

CAREER STATS

Season	W-L	GP-GS	CG	SHO	IP	H	R	ER	HR	BB	K	SV	WHIP	BAA	ERA
2022	5-0	6-6	0	0-3	32.0	11	4	4	1	6	25	0	0.53	.105	1.12
TOTALS	5-0	6-6	0	0-3	32.0	11	4	4	1	6	25	0	0.53	.105	1.12

SEASON BESTS

Innings (Starter) 7.2 vs. South Carolina (3/20)
 Innings (Reliever) N/A
 Runs Allowed 0 (4x), last vs. South Carolina (3/20)
 ER Allowed 0 (4x), last vs. South Carolina (3/20)
 Strikeouts 6 (2x), last at Ole Miss (3/27)
 Walks 0 (3x), last at Ole Miss (3/27)
 Hits Allowed 1 (3x), last vs. South Carolina (3/20)

CAREER BESTS

Innings (Starter) 7.2 vs. South Carolina (3/20/22)
 Innings (Reliever) N/A
 Runs Allowed 0 (4x), last vs. South Carolina (3/20/22)
 ER Allowed 0 (4x), last vs. South Carolina (3/20/22)
 Strikeouts 6 (2x), last at Ole Miss (3/27/22)
 Walks 0 (3x), last at Ole Miss (3/27/22)
 Hits Allowed 1 (3x), last vs. South Carolina (3/20/22)

GAME-BY-GAME STATS

#32 Drew Beam - 6 appearances (All games)

Date	Opponent	GS	IP	H	R	ER	BB	SO	2B	3B	HR	WP	BK	HBP	IBB	Score	W-L	Sv	ERA	NP
Feb 20	GEORGIA SOUTHERN	*	3.0	1	0	0	3	1	0	1	0	0	0	0	0	14-0	0-0	0	0.00	60
Feb 27	IONA	*	3.1	1	0	0	0	4	1	0	0	0	0	0	0	12-2	1-0	0	0.00	40
Mar 06	vs Oklahoma	*	5.0	2	0	0	1	6	0	0	0	1	0	1	0	8-0	2-0	0	0.00	68
Mar 13	RHODE ISLAND	*	5.2	3	3	3	2	5	0	0	1	1	0	0	0	12-3	3-0	0	1.59	92
Mar 20	SOUTH CAROLINA	*	7.2	1	0	0	0	3	1	0	0	0	0	0	0	10-0	4-0	0	1.09	86
Mar 27	at Ole Miss	*	7.1	3	1	1	0	6	1	0	0	0	0	0	0	4-3	5-0	0	1.12	90
Totals		6	32.0	11	4	4	6	25	3	1	1	2	0	1	0	60-8	5-0	0	1.12	-

BIO INFORMATION

Full Bio on [UTSports.com](https://utsports.com)

CAREER HONORS

- SEC Co-Freshman of the Week -- March 21, 2022

2022 - FRESHMAN

- Tossed another terrific game at No. 1 Ole Miss (3/27), pitching 7.1 innings while tying a career high with six strikeouts and allowing only one run on three hits
- Wowed in his SEC debut vs. South Carolina (3/20), allowing just one hit in 7.2 shutout innings to improve to 4-0 on the year
- Set a career high with six strikeouts in win over Oklahoma (3/6), allowing just two hits in five shutout innings
- Earned first-career victory in series finale vs. Iona (2/27), allowing just one hit and striking out four batters in 3.1 shutout innings
- Started in his collegiate debut vs. Georgia Southern (2/20), pitching three scoreless innings

HIGH SCHOOL

- Two-sport standout from Blackman High School in Murfreesboro
- Rated No. 239 player overall and No. 9 player in Tennessee by Perfect Game
- Ranked No. 498 overall prospect by Prep Baseball Report
- Three-time Perfect Game Preseason All-American (2019-21)
- 2019 Class AAA District 7 Pitcher of the Year
- 2019 First Team All-Area selection
- Posted an 8-1 record with a 0.15 ERA, 99 strikeouts and a .045 opponent batting average as a sophomore in 2019
- Helped lead Blackman High School to a Class AAA District 7 title in 2019
- Missed his final two seasons of high school baseball in 2021 (injury) and 2020 (COVID)
- Also played quarterback for the football team at Blackman High School
- Played club ball for Vipers Baseball Academy

PERSONAL

- Full name is Drew Sanders Beam
- Born on Feb. 14, 2003
- Majoring in Business Management
- Son of Kelli and Jason Beam
- Has one younger sister, Carlee Beam
- Father, Jason, played golf at UT-Martin
- Chose Tennessee because of the coaching staff and because he always wanted to be a Vol
- Member of the Fellowship of Christian Athletes as well as Youth Leadership Rutherford
- Was an honors student and won the Student-Athlete Academic Award in high school
- Is an avid hunter and fisherman

THE VITELLO FILE

2021 National Coach of the Year

Record: 158-69 (5th Year)

at UT: Same

Alma Mater: Missouri ('02)

Hometown: St. Louis, Mo.

Born: Oct. 9, 1978



COACHING STOPS

- **2018-Present:**
Tennessee, Head Coach
- **2014-17:**
Arkansas, Assistant Coach/Recruiting Coord.
- **2011-13:**
TCU, Assistant Coach/Recruiting Coord.
- **2004-10:**
Missouri, Assistant Coach/Recruiting Coord.
- **2003:**
Missouri, Volunteer Assistant Coach
- **2002:**
Salinas Packers, Associate Head Coach

BY THE NUMBERS

75+

Vitello has coached over 75 players that have been selected in the MLB Draft during his 17-year collegiate coaching career, including 17 in his four seasons at UT.

40+

Vitello has guided Tennessee to two 40-win seasons in his four years on Rocky Top. UT had reached the 40-win mark just once since 2000 before his arrival.

14

Vitello's teams have been consistent postseason contenders, advancing to 14 NCAA Regionals and four NCAA Super Regionals as well as two trips to the CWS (Tennessee - 2021 // Arkansas - 2015).

11

During his 16-year collegiate coaching career, Vitello has assembled 11 top-15 signing classes, including two top-10 classes since coming to UT and the top-rated class in the nation in 2014.

TENNESSEE HEAD BASEBALL COACH: TONY VITELLO

Full Bio on UTSports.com

Tony Vitello accepted the position of head coach for the Tennessee Volunteers baseball program on June 7, 2017.

In just four years, Vitello has elevated the Tennessee program from the bottom of the SEC to one of the nation's top programs. Vitello was named the National Coach of the Year by the National Collegiate Baseball Writers Association and Perfect Game in 2021 after leading the Vols to their first College World Series since 2005.

A native of St. Louis, Missouri, Vitello arrived on Rocky Top following four seasons as assistant coach/recruiting coordinator at Arkansas. His rise to the head coaching ranks also includes stops at Missouri (his alma mater) and TCU. He has earned a reputation as one of the elite recruiters on the college baseball landscape, having assembled eight top-15 signing classes--including America's top-rated crop of talent in 2014.

Tennessee continued its ascension through the college baseball ranks during an historic 2021 season. Vitello's Vols won 50 games for just the third time in program history, finishing with a 50-18 record while advancing to their first College World Series in 16 years. UT also hosted an NCAA regional for the first time since 2005 and hosted its first-ever super regional, sweeping LSU to punch its ticket to Omaha for the fifth time in program history. Tennessee's 50 wins were tied for the most in the country in 2021.

Under Vitello's guidance, Tennessee won its first SEC Eastern division title since 1997 after posting a 20-10 record in league play and winning eight of its 10 conference series, including all five series on the road for the first time ever. The Vols also made their first appearance in the SEC Tournament Championship game since 1995 and advanced to back-to-back NCAA regionals for the first time since 2004 and 2005.

Vitello was named the 2021 National Coach of the Year by the NCBWA and Perfect Game, becoming just the second head coach in program history to earn that honor, joining legendary Vols' skipper Rod Delmonico, who was named National Coach of the Year by Baseball America in 1995.

With an 11-6 win over Georgia on March 19, Vitello became the fastest head coach in program history to win 100 games with the Vols, overtaking Delmonico's mark of 163 games. Vitello needed just 153 contests to accomplish the feat. The St. Louis native has compiled a 134-68 record during his four seasons with the Big Orange despite having the majority of the 2020 season canceled due to the COVID-19 pandemic.

Tennessee was ranked for the entire 2021 season and checked in as high as No. 2 in the polls on multiple occasions--the program's highest ranking ever. The Vols set a program record with 16 road victories and hit 98 home runs--second most in school history. Tennessee also had five players earn All-America honors in 2021, another program record. Since Vitello took over the program prior to the 2018 season, the Vols have increased their win total during every full season (29 - 2018, 40 - 2019, 50 - 2021).

For the third year in a row, Tennessee was also well-represented in the MLB Draft. UT's seven total picks were tied for the sixth most among Division I programs, tied for the second most in a single draft in program history and marked the most Vols ever selected through the first 20 rounds of any draft. During Vitello's first four seasons as head coach, the Vols have had 17 players selected in the MLB Draft.

After leading the program back to the NCAA Tournament in 2019, Vitello and the Vols looked poised to take another step forward in 2020 after a strong start to the season. The Vols were ranked as high as No. 11 in the nation after a 13-0 start and were 15-2 heading into SEC play before the season was halted and eventually canceled due to the Coronavirus (COVID-19) pandemic. UT's No. 11 national ranking was its highest since being ranked No. 11 in the 2007 preseason poll.

Prior to the season being canceled, Tennessee led the country in total runs (180) and runs per game (10.6) while ranking second in home runs (31), slugging percentage (.556), walks (124), on-base percentage (.442) and WHIP (0.94). The Vols were also among the national leaders in a handful of other statistical categories, including: batting average: .320 (fifth), doubles: 43 (sixth), hits: 193 (third), ERA: 2.00 (fourth), fielding percentage: .981 (18th), hits allowed/nine innings: 6.41 (16th), shutouts: three (12th), strikeout-to-walk ratio: 4.89 (third) and walks allowed/nine innings: 2.06 (third).

The highlight of the shortened 2020 season was winning the inaugural Round Rock Classic. The Vols swept a loaded field that included No. 1 Texas Tech, Houston and No. 25 Stanford, outscoring those three teams by a combined score of 21-8. UT's 6-2 win over No. 1 Texas Tech to open the tournament was the program's sixth victory over a top-10 team and second over a top-ranked team since Vitello took over prior to the 2018 season.

In June's MLB Draft, Tennessee had three players selected, which was tied for second most in the SEC and fifth most in the nation. Garrett Crochet became the program's 17th first-round pick and the first under Vitello at Tennessee, going No. 11 overall to the Chicago White Sox. Alerick Soularie was taken in the second round by the Minnesota Twins and Zach Daniels was selected in the fourth round by the Houston Astros, giving UT three picks in the first four rounds for the first time since 2007. The 2020 draft was shortened to just five rounds due to the coronavirus.

Tennessee took a major step forward as a program during Vitello's second season at the helm in 2019. The Vols went 40-21 overall and 14-16 in SEC play to finish third in the Eastern Division, the program's highest finish since 2005. Vitello led the Big Orange to their first NCAA Regional since 2005, ending a 13-year drought.

The Vols exploded out of the gates in 2019 with the best start in program history, winning their first 15 games of the season. UT also won five series in SEC play (most since 2005) and finished the year with 26 victories over non-conference teams (most since 2000).

Tennessee was ranked in the Top 25 for 10 weeks in large part due to boasting one of the nation's top pitching staffs and fielding teams. The Vols tied the program record with 10 shutouts (second in the country) and also finished among the national leaders in strikeout-to-walk ratio (ninth), WHIP (10th), walks allowed/nine innings (14th), ERA (19th) and fielding percentage (14th). UT's .979 fielding percentage was the best in program history.

UT's offensive production also saw an increase under Vitello in 2019. The Vols scored 378 runs, had 173 extra-base hits, hit 53 home runs and had a slugging percentage of .407, all marks that were the highest since 2010. Tennessee was one of the country's most proficient base stealing teams as well, leading all Power 5 programs with 108 stolen bases. Junior speedster Jay Charleston finished the year with 41 steals, becoming the first SEC player to steal 40-plus bases in a season since VFLs Chris Burke (49) and Stevie Daniel (46) both accomplished the feat back in 2001.

The Big Orange had five players earn postseason honors. Sophomore designated hitter Evan Russell became just the seventh player in program history to earn Google Cloud Academic All-America honors, earning a spot on the third team. Sophomore newcomer Alerick Soularie garnered numerous accolades, earning All-America honors from DIBaseball.com (Third Team) and Rawlings/Perfect Game (Honorable Mention) while also being named first-team All-SEC after leading the team with a .357 batting average, .602 slugging percentage and .466 on-base percentage. Junior pitcher Garrett Stallings was named the SEC Scholar-Athlete of the Year and also earned a spot on the SEC All-Defensive Team after leading UT with a career-best eight wins and 106 strikeouts.

Tennessee also had six players selected in the 2019 Major League Baseball Draft, tying the most since 2015. Andre Lipcius (third round), Stallings (fifth round), Andrew Schultz (sixth round), Zach Linginfelter (ninth round), Ricky Martinez (18th round) and Charleston (26th round) were all among those picked.

In his first season at Tennessee, Vitello led the Vols to a 29-27 overall record and engineered an impressive turnaround from 2017 in SEC play. After winning just seven conference games in 2017, Vitello helped lead UT to 12 wins and three series victories in conference play, including a sweep of Alabama and series victories over ranked foes Texas A&M and Kentucky. Tennessee posted a 9-6 record at home in league play, which was the program's best since 2005.

A three-year letterwinner at Missouri (2000-02), Vitello earned Academic All-Big 12 Conference honors as a senior and was named to the Big 12 Commissioner's Honor Roll twice. Following his playing career and the completion of his management degree at MU, Vitello joined the Missouri coaching staff as a volunteer assistant in 2003 and completed his course work for his master's degree in Business. In 2004, he was elevated to full-time assistant coach.

COACHING STAFF



#3 FRANK ANDERSON
Assistant Coach/Pitching
5th Year at UT



#24 JOSH ELANDER
Assistant Coach/Recruiting
5th Year at UT



#37 RICHARD JACKSON
Assistant Coach/Camps
3rd Year at UT
(1st as Asst. Coach)



LUKE BONFIELD
Dir. of Player Development
3rd Year at UT
(1st as DoPD)



RICKY MARTINEZ
Student Assistant Coach
1st Year at UT

SEC STANDINGS

EASTERN DIVISION

SCHOOL	CONF	OVERALL	PCT	HOME	ROAD	NEUTRAL	T25	STRK
Tennessee	6-0	24-1	.960	19-0	3-0	2-1	3-1	W16
Vanderbilt	4-2	20-4	.833	13-2	5-2	2-0	1-2	W1
Florida	3-3	18-7	.720	11-5	6-2	1-0	5-5	W1
Georgia	3-3	19-6	.760	14-2	2-3	3-1	3-3	W1
Kentucky	2-4	17-9	.654	14-5	3-4	0-0	4-5	L1
South Carolina	2-4	12-12	.500	11-6	0-5	1-1	4-5	L1
Missouri	1-5	15-7	.682	6-3	7-4	2-0	1-6	W2

WESTERN DIVISION

SCHOOL	CONF	OVERALL	PCT	HOME	ROAD	NEUTRAL	T25	STRK
Arkansas	5-1	19-4	.826	15-2	2-1	2-1	0-1	W2
Auburn	3-3	17-8	.680	11-6	2-1	4-1	2-2	L1
LSU	3-3	18-7	.720	15-3	2-2	1-2	2-3	W3
Mississippi State	3-3	16-10	.615	12-4	3-4	1-2	3-5	W1
Texas A&M	3-3	15-9	.625	10-6	4-1	1-2	3-1	W1
Alabama	2-4	15-11	.577	14-4	1-7	0-0	1-5	W2
Ole Miss	2-4	17-7	.708	13-4	4-3	0-0	0-3	W1

As of March 31

SEC WEEKEND SCHEDULE - WEEK 7

THURSDAY, MARCH 31 - SATURDAY, APRIL 2

Auburn at LSU (7 p.m. | 7:30 p.m. | 2 p.m.)

Florida at Georgia (8 p.m. | 6 p.m. | 2 p.m.)

FRIDAY, APRIL 1 - SUNDAY, APRIL 3

Ole Miss at Kentucky (6:30 p.m. | 2 p.m. | 1 p.m.)

Texas A&M at Alabama (7 p.m. | 5 p.m. | 2 p.m.)

Mississippi State at Arkansas (7 p.m. | 7:30 p.m. | 3 p.m.)

South Carolina at Missouri (7 p.m. | 3 p.m. | 2 p.m.)

Tennessee at Vanderbilt (7 p.m. | 8 p.m. | 2 p.m.)

TV SCHEDULE

Thursday

Auburn at LSU - 7 p.m. (SECN)

Florida at Georgia - 8 p.m. (ESPN2)

Friday

Mississippi State at Arkansas - 7 p.m. (SECN)

Tennessee at Vanderbilt - 7 p.m. (ESPN2)

Saturday

Texas A&M at Alabama - 5 p.m. (SECN)

Tennessee at Vanderbilt - 8 p.m. (SECN)

SEC PRESEASON POLL

TEAM POINTS

Eastern Division

1. Vanderbilt (9)	87
2. Florida (3)	77
3. Georgia (2)	68
4. Tennessee	63
5. South Carolina	43
6. Kentucky	34
7. Missouri	20

Western Division

1. Arkansas (5)	80
2. Mississippi State (4)	77
Ole Miss (4)	77
4. LSU (1)	62
5. Alabama	38
6. Texas A&M	36
7. Auburn	22

First-place votes in parentheses

UT IN THE POLLS

	USA TODAY	D1	BA	CB	NCBWA	PG
PRE/W1	16	19	17	34	16	21
W2	--	18	17	18	15	19
W3	11	17	16	6	14	14
W4	4	10	11	3	9	6
W5	5	7	9	2	7	5
W6	5	5	7	2	3	1
W7	1	1	1	1	1	1
W8						
W9						
W10						
W11						
W12						
W13						
W14						
W15						
W16						
W17						
W18						
FINAL						

-- denotes no poll released that week

NATIONAL POLLS

USA Today Coaches (3/28)		D1Baseball.com (3/28)		Baseball America (3/28)		Collegiate Baseball (3/28)		NCBWA (3/28)		Perfect Game (3/28)	
School	Record	School	Record	School	Record	School	Record	School	Record	School	Record
1. Tennessee	23-1	1. Tennessee	23-1	1. Tennessee	23-1	1. Tennessee	23-1	1. Tennessee	23-1	1. Tennessee	23-1
2. Arkansas	18-4	2. Arkansas	18-4	2. Oregon State	17-5	2. Virginia	22-2	2. Arkansas	18-4	2. Oklahoma State	18-6
3. Virginia	22-2	3. Oregon State	17-5	3. Virginia	22-2	3. Vanderbilt	19-4	3. Virginia	22-2	3. Virginia	18-6
4. Oregon State	17-5	4. Virginia	22-2	4. Arkansas	18-4	4. Arkansas	18-4	4. Oregon State	17-5	4. Texas Tech	20-5
5. Vanderbilt	19-4	5. Florida State	16-7	5. Florida State	16-7	5. Louisville	19-5	5. Vanderbilt	19-4	5. Oregon State	17-5
6. Texas Tech	20-5	6. Oklahoma State	18-6	6. Oklahoma State	18-6	6. Texas Tech	20-5	6. Texas Tech	20-5	6. Arkansas	18-4
7. Florida State	16-7	7. Texas Tech	20-5	7. Texas Tech	20-5	7. Texas	19-7	7. Texas	19-7	7. Vanderbilt	19-4
8. Texas	19-7	8. Texas	19-7	8. Louisville	19-5	8. Oregon State	17-5	8. Oklahoma State	18-6	8. Florida State	16-7
9. Oklahoma State	18-6	9. Vanderbilt	19-4	9. Ole Miss	16-7	9. Texas State	20-5	9. Florida State	16-7	9. Texas	19-7
10. Ole Miss	16-7	10. Ole Miss	16-7	10. Texas	19-7	10. Oklahoma State	18-6	10. Ole Miss	16-7	10. TCU	18-5
11. TCU	18-5	11. Louisville	19-5	11. Vanderbilt	19-4	11. Oregon	16-7	11. LSU	17-7	11. Ole Miss	16-7
t12. LSU	17-7	12. TCU	18-5	12. Arizona	17-6	12. Miami (FL)	17-6	12. TCU	18-5	12. Louisville	19-5
t12. Florida	17-7	13. LSU	17-7	13. Miami (FL)	17-6	13. Florida State	16-7	13. Florida	17-7	13. Notre Dame	12-5
14. Louisville	19-5	14. Florida	17-7	14. Notre Dame	12-5	14. North Carolina	18-6	14. Arizona	17-7	14. Miami (FL)	17-6
15. Arizona	17-7	15. Arizona	17-7	15. North Carolina	18-6	15. Georgia	18-6	15. Louisville	19-5	15. LSU	17-7
16. Notre Dame	12-5	16. Notre Dame	12-5	16. Florida	17-7	16. Purdue	18-1	16. Miami (FL)	17-6	16. Oregon	16-7
17. Georgia	18-6	17. Miami (FL)	17-7	17. Gonzaga	16-6	17. LSU	17-7	17. Georgia	18-6	17. Dallas Baptist	15-8
18. North Carolina	18-6	18. North Carolina	18-6	18. Dallas Baptist	15-8	18. Florida	17-7	18. North Carolina	18-6	18. Florida	17-7
19. Miami (FL)	17-6	19. Dallas Baptist	15-8	19. Texas State	20-5	19. Arizona	17-7	19. Notre Dame	12-5	19. UConn	16-5
20. Texas State	20-5	20. Texas State	20-5	20. Oregon	16-7	20. Ole Miss	16-7	20. Stanford	12-8	20. Texas State	20-5
21. Georgia Tech	16-9	21. Oregon	16-7	21. LSU	17-7	21. UCSB	16-5	21. Gonzaga	16-6	21. Louisiana Tech	18-6
22. Oregon	16-7	22. Georgia Tech	16-9	22. Liberty	15-7	22. NC State	15-8	22. Dallas Baptist	15-8	22. North Carolina	18-6
t23. Maryland	18-5	23. Georgia	18-6	23. Charlotte	16-7	23. Louisiana Tech	18-6	23. Texas State	20-5	23. Georgia Tech	16-9
t23. Gonzaga	16-6	24. Gonzaga	16-6	24. Stanford	12-8	24. TCU	18-5	24. Georgia Tech	16-9	24. Arizona	17-8
25. Dallas Baptist	15-8	25. UConn	17-5	25. Maryland	18-5	25. UCLA	15-8	25. Oregon	16-7	25. Clemson	16-6

* Records displayed are from date poll was released



2022 Tennessee Baseball Overall Statistics for Tennessee (as of Mar 31, 2022) (All games Sorted by Batting avg)



Record: 24-1 Home: 19-0 Away: 3-0 Neutral: 2-1 SEC: 6-0

Player	avg	gp-gs	ab	r	h	2b	3b	hr	rbi	tb	slg%	bb	hp	so	gdp	ob%	sf	sh	sb-att	po	a	e	fld%
1 Drew Gilbert	.490	18-18	51	23	25	9	2	2	27	44	.863	17	2	8	0	.611	2	0	2-3	24	1	1	.962
17 Jared Dickey	.403	23-17	67	26	27	7	1	7	17	57	.851	13	2	9	1	.500	2	2	3-4	50	1	2	.962
21 Trey Lipscomb	.370	25-25	92	28	34	7	2	10	44	75	.815	11	3	12	3	.440	3	0	1-1	11	32	4	.915
4 Seth Stephenson	.369	23-14	65	18	24	10	1	2	16	42	.646	5	2	12	0	.431	0	0	11-13	5	1	0	1.000
6 Evan Russell	.338	22-21	80	18	27	9	1	6	24	56	.700	11	0	17	2	.418	0	0	3-3	213	8	1	.995
27 Jordan Beck	.333	25-25	99	25	33	5	0	5	16	53	.535	6	2	22	0	.380	1	0	5-6	42	2	0	1.000
2 Jorel Ortega	.312	25-22	77	20	24	7	2	4	17	47	.610	12	1	12	1	.411	0	0	2-3	46	36	5	.943
40 Luc Lipcius	.294	25-25	68	27	20	5	0	6	15	43	.632	23	1	22	0	.463	3	1	8-9	137	15	2	.987
9 Cortland Lawson	.276	24-24	76	22	21	1	1	6	21	42	.553	19	2	23	1	.429	1	1	1-2	21	55	2	.974

25 Blake Burke	.414	20-6	29	14	12	3	1	4	15	29	1.000	11	4	10	0	.614	0	0	2-3	19	0	0	1.000
5 Logan Steenstra	.391	18-1	23	7	9	2	0	2	8	17	.739	2	5	8	0	.533	0	0	1-1	8	15	0	1.000
7 Christian Moore	.390	16-11	41	18	16	2	2	8	20	46	1.122	11	1	14	0	.519	1	0	0-0	4	6	0	1.000
18 Hunter Ensley	.300	9-0	10	5	3	2	0	0	0	5	.500	4	0	5	0	.500	0	0	0-0	0	0	0	.000
30 Ethan Payne	.273	12-0	11	5	3	2	0	0	1	5	.455	2	1	6	0	.429	0	0	0-0	6	1	0	1.000
8 Christian Scott	.206	21-5	34	10	7	1	0	4	13	20	.588	7	0	7	0	.333	1	0	2-3	16	0	0	1.000
12 Kyle Booker	.188	9-2	16	4	3	1	0	0	4	4	.250	2	3	1	0	.381	0	0	1-1	1	0	0	1.000
13 Logan Chambers	.176	13-5	17	4	3	0	0	0	3	3	.176	7	0	3	1	.385	2	0	0-0	2	5	0	1.000
14 Charlie Taylor	.111	8-4	9	3	1	1	0	0	2	2	.222	4	4	3	0	.529	0	0	2-2	50	3	0	1.000
Totals	.338	25	865	277	292	74	13	66	263	590	.682	167	33	194	9	.455	16	4	44-54	669	207	21	.977
Opponents	.170	25	786	57	134	24	4	17	52	217	.276	58	16	299	12	.241	3	2	27-34	613	179	27	.967

LOB - Team (196), Opp (140). DPs turned - Team (12), Opp (13). CI - Team (1), RUSSELL, E. 1, Opp (1). IBB - Team (1), ORTEGA, J. 1. Picked off - DICKEY, J. 2, BECK, J. 1, ORTEGA, J. 1.

(All games Sorted by Earned run avg)

Player	era	w-l	app	gs	cg	sho	sv	ip	h	r	er	bb	so	2b	3b	hr	b/avg	wp	hp	bks	sfa	sha
23 Chase Burns	0.80	5-0	6	6	0	0/1	0	33.2	16	6	3	9	45	2	0	2	.138	2	1	0	0	0
32 Drew Beam	1.12	5-0	6	6	0	0/3	0	32.0	11	4	4	6	25	3	1	1	.105	2	1	0	0	0
11 Chase Dollander	2.67	4-0	6	6	0	0/1	0	30.1	19	9	9	7	54	3	0	1	.170	0	1	0	1	0

44 Ben Joyce	0.00	0-0	12	0	0	0/4	0	8.2	5	2	0	3	14	1	0	1	.156	1	1	0	0	0
34 Hollis Fanning	0.00	0-0	2	0	0	0/0	0	2.0	4	2	0	0	2	0	0	0	.400	0	0	0	1	0
36 Drew Patterson	0.00	0-0	2	0	0	0/0	0	2.0	0	0	0	0	3	0	0	0	.000	0	0	0	0	0
20 Gavin Brasosky	0.00	0-0	2	0	0	0/0	0	1.2	1	0	0	3	4	0	0	0	.167	1	0	0	0	0
46 Redmond Walsh	0.75	1-0	10	0	0	0/2	3	12.0	8	1	1	0	16	0	1	1	.178	1	0	0	0	0
26 Wyatt Evans	1.23	0-0	8	0	0	0/2	0	7.1	3	1	1	0	9	1	0	1	.125	0	2	0	0	0
33 Mark McLaughlin	1.54	0-0	11	0	0	0/2	0	11.2	7	2	2	2	23	0	0	2	.167	0	0	0	0	0
41 Will Mabrey	1.59	2-0	11	0	0	0/3	0	17.0	8	3	3	2	24	2	1	1	.148	0	2	0	0	2
35 Kirby Connell	1.88	1-0	9	0	0	0/2	0	14.1	12	6	3	2	14	1	0	1	.218	0	2	0	0	0
48 Zander Sechrist	2.01	2-0	7	6	0	0/0	0	22.1	17	5	5	6	30	4	0	3	.218	0	2	0	0	0
16 Camden Sewell	3.31	3-1	11	0	0	0/2	0	16.1	14	7	6	2	21	5	0	1	.233	0	2	0	0	0
42 Jake Fitzgibbons	3.86	0-0	6	1	0	0/1	0	7.0	2	3	3	9	10	0	0	1	.087	1	0	0	0	0
29 Blade Tidwell	9.00	0-0	1	0	0	0/0	0	1.0	2	1	1	0	2	1	1	0	.333	0	0	0	0	0
28 Grant Cherry	10.80	0-0	2	0	0	0/0	0	1.2	0	2	2	4	2	0	0	0	.000	1	2	0	0	0
15 Ethan Smith	13.50	1-0	3	0	0	0/0	0	2.0	5	3	3	3	1	1	0	1	.714	2	0	0	1	0
Totals	1.86	24-1	25	25	0	5/5	3	223.0	134	57	46	58	299	24	4	17	.170	11	16	0	3	2
Opponents	11.10	1-24	25	25	0	0/0	0	204.1	292	277	252	167	194	74	13	66	.338	22	33	2	16	4

PB - Team (3), RUSSELL, E. 2, TAYLOR, C. 1, Opp (4). Pickoffs - Team (4), RUSSELL, E. 1, SECHRIST, Z. 1, BEAM, D. 1, DICKEY, J. 1, Opp (4). SBA/ATT - RUSSELL, E. (24-28), DOLLANDER (12-13), BURNS, C. (4-4), SECHRIST, Z. (1-4), MABREY, W. (3-3), TAYLOR, C. (1-3), SEWELL, C. (2-2), FITZGIBBONS (2-2), CONNELL, K. (1-2), BEAM, D. (1-2), DICKEY, J. (2-2), WALSH (1-1), SMITH, E. (0-1).



2022 Tennessee Baseball
Conference statistics for Tennessee (as of Mar 28, 2022)
(SEC games only Sorted by Batting avg)



Record: 6-0 Home: 3-0 Away: 3-0 SEC: 6-0

Player	avg	gp-gs	ab	r	h	2b	3b	hr	rbi	tb	slg%	bb	hp	so	gdp	ob%	sf	sh	sb-att	po	a	e	fld%
4 Seth Stephenson	.429	5-2	14	5	6	2	0	0	2	8	.571	1	1	4	0	.500	0	0	4-4	0	0	0	.000
1 Drew Gilbert	.421	6-6	19	8	8	3	1	0	7	13	.684	7	0	7	0	.577	0	0	2-2	12	0	0	1.000
27 Jordan Beck	.360	6-6	25	5	9	1	0	1	3	13	.520	1	0	11	0	.385	0	0	1-2	14	0	0	1.000
6 Evan Russell	.333	6-6	24	6	8	0	0	3	8	17	.708	1	0	6	1	.360	0	0	1-1	67	2	0	1.000
40 Luc Lipcius	.286	6-6	21	5	6	1	0	3	4	16	.762	3	0	8	0	.375	0	0	1-1	41	3	2	.957
21 Trey Lipscomb	.250	6-6	24	5	6	1	0	2	8	13	.542	2	0	5	0	.308	0	0	0-0	5	9	1	.933
9 Cortland Lawson	.222	6-6	18	3	4	0	1	1	5	9	.500	3	1	7	0	.364	0	1	0-0	4	14	2	.900
2 Jorel Ortega	.200	6-6	25	4	5	2	0	1	4	10	.400	1	0	5	0	.231	0	0	0-0	6	8	2	.875
17 Jared Dickey	.167	6-6	18	3	3	0	0	2	4	9	.500	2	0	3	0	.238	1	2	1-2	6	0	1	.857

25 Blake Burke	.750	5-1	4	2	3	0	1	1	2	8	2.000	2	1	1	0	.857	0	0	0-1	1	0	0	1.000
5 Logan Steenstra	.500	3-0	2	0	1	1	0	0	0	2	1.000	0	0	1	0	.500	0	0	0-0	0	1	0	1.000
7 Christian Moore	.333	3-3	9	2	3	1	0	1	1	7	.778	1	0	4	0	.400	0	0	0-0	0	0	0	.000
8 Christian Scott	.200	5-0	5	0	1	0	0	0	0	1	.200	0	0	0	0	.200	0	0	0-0	1	0	0	1.000
14 Charlie Taylor	.000	1-0	0	0	0	0	0	0	0	0	.000	0	0	0	0	.000	0	0	0-0	1	0	0	1.000
13 Logan Chambers	.000	1-0	0	0	0	0	0	0	0	0	.000	1	0	0	0	1.000	0	0	0-0	0	1	0	1.000
30 Ethan Payne	.000	1-0	0	1	0	0	0	0	0	0	.000	0	0	0	0	.000	0	0	0-0	0	0	0	.000
Totals	.303	6	208	49	63	12	3	15	48	126	.606	25	3	62	1	.384	1	3	10-13	162	40	9	.957
Opponents	.133	6	195	12	26	3	0	6	12	47	.241	5	0	70	1	.155	0	0	3-3	153	48	2	.990

LOB - Team (38), Opp (26). DPs turned - Team (1), Opp (2). Picked off - DICKEY, J. 1, BECK, J. 1.

(SEC games only Sorted by Earned run avg)

Player	era	w-l	app	gs	cg	sho	sv	ip	h	r	er	bb	so	2b	3b	hr	b/avg	wp	hp	bk	sfa	sha
32 Drew Beam	0.60	2-0	2	2	0	0/1	0	15.0	4	1	1	0	9	2	0	0	.082	0	0	0	0	0
11 Chase Dollander	0.79	2-0	2	2	0	0/0	0	11.1	6	1	1	2	17	1	0	1	.140	0	0	0	0	0
23 Chase Burns	1.32	2-0	2	2	0	0/0	0	13.2	4	2	2	2	20	0	0	1	.087	1	0	0	0	0

46 Redmond Walsh	0.00	0-0	2	0	0	0/0	2	2.1	2	0	0	0	7	0	0	0	.182	1	0	0	0	0
35 Kirby Connell	0.00	0-0	2	0	0	0/0	0	2.0	3	2	0	0	3	0	0	0	.300	0	0	0	0	0
33 Mark McLaughlin	0.00	0-0	2	0	0	0/1	0	1.1	1	0	0	1	2	0	0	0	.200	0	0	0	0	0
44 Ben Joyce	0.00	0-0	2	0	0	0/1	0	1.1	1	2	0	0	3	0	0	1	.167	0	0	0	0	0
41 Will Mabrey	2.25	0-0	2	0	0	0/0	0	4.0	2	1	1	0	4	0	0	1	.154	0	0	0	0	0
26 Wyatt Evans	6.75	0-0	2	0	0	0/1	0	1.1	1	1	1	0	2	0	0	1	.200	0	0	0	0	0
16 Camden Sewell	10.80	0-0	2	0	0	0/0	0	1.2	2	2	2	0	3	0	0	1	.286	0	0	0	0	0
Totals	1.33	6-0	6	6	0	1/1	2	54.0	26	12	8	5	70	3	0	6	.133	2	0	0	0	0
Opponents	8.47	0-6	6	6	0	0/0	0	51.0	63	49	48	25	62	12	3	15	.303	3	3	0	1	3

Pickoffs - Team (0), Opp (2). SBA/ATT - RUSSELL, E. (3-3), DOLLANDER (2-2), BURNS, C. (1-1).



2022 Tennessee Baseball
Game Results for Tennessee (as of Mar 31, 2022)
(All games)



Date	Opponent	Score	Inns	Overall	SEC	Pitcher of record	Attend	Time
Feb 18, 2022	GEORGIA SOUTHERN	w 9-0	9	1-0-0	0-0-0	BURNS, C. (W 1-0)	4335	2:33
Feb 19, 2022	GEORGIA SOUTHERN	w 10-3	9	2-0-0	0-0-0	SMITH, E. (W 1-0)	4651	3:21
Feb 20, 2022	GEORGIA SOUTHERN	w 14-0	9	3-0-0	0-0-0	SEWELL, C. (W 1-0)	4580	3:11
Feb 23, 2022	UNC ASHEVILLE	w 16-1	9	4-0-0	0-0-0	SECHRIST, Z. (W 1-0)	3543	3:15
Feb 25, 2022	IONA	w 27-1	9	5-0-0	0-0-0	BURNS, C. (W 2-0)	3783	3:35
Feb 26, 2022	IONA	w 29-0	9	6-0-0	0-0-0	DOLLANDER (W 1-0)	3853	3:27
Feb 27, 2022	IONA	w 12-2	7	7-0-0	0-0-0	BEAM, D. (W 1-0)	3526	2:40
Mar 01, 2022	ETSU	w 4-1	9	8-0-0	0-0-0	SEWELL, C. (W 2-0)	4391	2:47
Mar 04, 2022	vs #1 Texas	L 2-7	9	8-1-0	0-0-0	SEWELL, C. (L 2-1)	16515	3:21
Mar 05, 2022	vs Baylor	w 10-5	9	9-1-0	0-0-0	CONNELL, K. (W 1-0)	24787	3:00
Mar 06, 2022	vs Oklahoma	w 8-0	9	10-1-0	0-0-0	BEAM, D. (W 2-0)	12577	3:29
Mar 08, 2022	JAMES MADISON	w 9-8	(10)	11-1-0	0-0-0	WALSH (W 1-0)	3502	3:57
Mar 09, 2022	JAMES MADISON	w 10-2	9	12-1-0	0-0-0	MABREY, W. (W 1-0)	3524	2:59
Mar 11, 2022	RHODE ISLAND-1	w 17-4	9	13-1-0	0-0-0	BURNS, C. (W 3-0)	3860	3:31
Mar 11, 2022	RHODE ISLAND-2	w 8-3	9	14-1-0	0-0-0	DOLLANDER (W 2-0)	3860	2:43
Mar 13, 2022	RHODE ISLAND	w 12-3	9	15-1-0	0-0-0	BEAM, D. (W 3-0)	3607	3:08
Mar 15, 2022	EASTERN KENTUCKY	w 7-1	9	16-1-0	0-0-0	SECHRIST, Z. (W 2-0)	3925	2:36
* Mar 18, 2022	SOUTH CAROLINA	w 8-3	9	17-1-0	1-0-0	BURNS, C. (W 4-0)	3940	2:50
* Mar 19, 2022	SOUTH CAROLINA	w 5-2	9	18-1-0	2-0-0	DOLLANDER (W 3-0)	3987	2:56
* Mar 20, 2022	SOUTH CAROLINA	w 10-0	9	19-1-0	3-0-0	BEAM, D. (W 4-0)	4233	2:49
Mar 22, 2022	BUTLER	w 13-3	9	20-1-0	3-0-0	SEWELL, C. (W 3-1)	4494	3:22
* Mar 25, 2022	at #1 Ole Miss	w 12-1	9	21-1-0	4-0-0	BURNS, C. (W 5-0)	11337	2:38
* Mar 26, 2022	at #1 Ole Miss	w 10-3	9	22-1-0	5-0-0	DOLLANDER (W 4-0)	12134	3:22
* Mar 27, 2022	at #1 Ole Miss	w 4-3	9	23-1-0	6-0-0	BEAM, D. (W 5-0)	9967	3:02
Mar 30, 2022	WESTERN CAROLINA	w 11-1	9	24-1-0	6-0-0	MABREY, W. (W 2-0)	4607	2:53

() extra inning game

2022 Tennessee Baseball
Team Game-by-Game for Tennessee (as of Mar 31, 2022)
Batting (All games)

Date	Opponent	ab	r	h	rbi	2b	3b	hr	tb	bb	ibb	sb	cs	hbp	sac	sf	gdp	k	po	a	e	lob	avg
Feb 18	GEORGIA SOUTHERN	32	9	9	9	0	0	4	21	6	0	0	0	1	0	0	1	5	27	9	0	6	.281
Feb 19	GEORGIA SOUTHERN	30	10	7	10	1	0	2	14	10	0	4	0	2	0	0	1	3	27	4	1	8	.258
Feb 20	GEORGIA SOUTHERN	35	14	16	14	7	1	0	25	5	0	2	0	2	0	3	1	3	27	14	0	7	.330
Feb 23	UNC ASHEVILLE	32	16	12	15	3	1	5	32	9	0	6	0	3	0	3	0	6	27	6	0	7	.341
Feb 25	IONA	44	27	21	26	6	1	5	44	15	0	1	0	3	0	1	1	8	27	9	1	12	.376
Feb 26	IONA	43	29	20	28	6	1	4	40	16	0	1	0	2	0	2	0	8	27	8	0	10	.394
Feb 27	IONA	27	12	11	12	4	0	4	27	10	0	3	0	0	0	1	0	5	21	9	0	8	.395
Mar 01	ETSU	31	4	6	4	3	1	1	14	5	0	0	1	1	0	0	0	8	27	4	0	9	.372
Mar 04	vs Texas	32	2	7	2	1	0	1	11	4	0	0	1	2	0	0	0	11	24	7	1	9	.356
Mar 05	vs Baylor	34	10	12	9	5	0	1	20	2	0	0	0	1	0	1	1	3	27	13	0	4	.356
Mar 06	vs Oklahoma	37	8	11	8	2	1	3	24	6	0	2	0	0	0	0	0	8	27	7	0	8	.350
Mar 08	JAMES MADISON	38	9	11	9	4	0	0	15	10	1	0	0	2	0	0	0	11	30	11	2	13	.345
Mar 09	JAMES MADISON	37	10	14	10	4	0	7	39	1	0	3	0	1	1	0	0	6	27	3	1	6	.347
Mar 11	RHODE ISLAND	38	17	15	15	4	1	2	27	9	0	2	1	1	0	1	0	4	27	14	1	9	.351
Mar 11	RHODE ISLAND	33	8	11	6	2	1	3	24	4	0	4	2	0	0	0	0	9	27	7	2	5	.350
Mar 13	RHODE ISLAND	36	12	16	11	3	1	1	24	5	0	0	1	1	0	2	1	7	27	12	1	8	.356
Mar 15	EASTERN KENTUCKY	31	7	9	7	1	0	3	19	8	0	0	1	2	0	0	1	12	27	5	0	10	.353
*Mar 18	SOUTH CAROLINA	33	8	10	8	0	0	4	22	5	0	0	0	0	0	0	1	9	27	11	1	6	.350
*Mar 19	SOUTH CAROLINA	30	5	9	5	1	1	2	18	4	0	4	0	2	1	0	0	9	27	8	2	8	.348
*Mar 20	SOUTH CAROLINA	32	10	8	10	4	0	4	24	6	0	1	0	0	1	0	0	12	27	6	0	5	.343
Mar 22	BUTLER	34	13	10	11	3	0	3	22	11	0	3	0	3	0	0	0	6	27	17	1	11	.341
*Mar 25	at Ole Miss	36	12	9	12	0	1	5	26	5	0	0	0	0	0	0	0	11	27	3	2	2	.336
*Mar 26	at Ole Miss	40	10	17	9	6	0	0	23	3	0	5	2	1	1	1	0	13	27	4	3	9	.341
*Mar 27	at Ole Miss	37	4	10	4	1	1	0	13	2	0	0	1	0	0	0	0	8	27	8	1	8	.338
Mar 30	WESTERN CAROLINA	33	11	11	9	3	1	2	22	6	0	3	0	3	0	1	1	9	27	8	1	8	.338
Totals		865	277	292	263	74	13	66	590	167	1	44	10	33	4	16	9	194	669	207	21	196	.338

2022 Tennessee Baseball
Team Game-by-Game for Tennessee (as of Mar 31, 2022)
Pitching (All games)

Date	Opponent	ip	h	r	er	bb	so	2b	3b	hr	wp	bk	hbp	dp	ibb	score	w-l	sv	era
Feb 18	GEORGIA SOUTHERN	9.0	3	0	0	1	8	0	0	0	0	0	0	1	0	9-0	1-0	0	0.00
Feb 19	GEORGIA SOUTHERN	9.0	7	3	3	1	13	2	0	0	0	0	0	0	0	10-3	2-0	0	1.50
Feb 20	GEORGIA SOUTHERN	9.0	3	0	0	5	5	0	1	0	0	0	0	1	0	14-0	3-0	0	1.00
Feb 23	UNC ASHEVILLE	9.0	4	1	1	5	18	1	0	1	0	0	1	0	0	16-1	4-0	0	1.00
Feb 25	IONA	9.0	5	1	0	1	13	0	0	0	0	0	0	1	0	27-1	5-0	0	0.80
Feb 26	IONA	9.0	3	0	0	1	15	1	0	0	0	0	1	0	0	29-0	6-0	0	0.67
Feb 27	IONA	7.0	3	2	2	4	7	1	0	0	2	0	1	1	0	12-2	7-0	0	0.89
Mar 01	ETSU	9.0	5	1	1	1	14	2	0	0	0	0	1	0	0	4-1	8-0	1	0.90
Mar 04	vs Texas	8.0	9	7	6	3	14	2	1	1	1	0	1	0	0	2-7	8-1	1	1.50
Mar 05	vs Baylor	9.0	7	5	5	3	10	1	0	0	0	0	1	0	0	10-5	9-1	1	1.86
Mar 06	vs Oklahoma	9.0	5	0	0	3	14	0	1	0	1	0	2	1	0	8-0	10-1	1	1.69
Mar 08	JAMES MADISON	10.0	13	8	7	5	11	2	0	4	1	0	2	1	0	9-8	11-1	1	2.12
Mar 09	JAMES MADISON	9.0	3	2	2	5	14	2	0	0	1	0	1	0	0	10-2	12-1	1	2.11
Mar 11	RHODE ISLAND	9.0	9	4	2	4	9	5	0	0	1	0	1	1	0	17-4	13-1	1	2.10
Mar 11	RHODE ISLAND	9.0	10	3	1	2	15	0	0	0	0	0	1	0	0	8-3	14-1	1	2.03
Mar 13	RHODE ISLAND	9.0	4	3	3	5	11	0	0	1	2	0	0	1	0	12-3	15-1	1	2.09
Mar 15	EASTERN KENTUCKY	9.0	1	1	1	2	13	0	0	1	0	0	1	0	0	7-1	16-1	1	2.03
*Mar 18	SOUTH CAROLINA	9.0	5	3	1	2	14	0	0	0	1	0	0	0	0	8-3	17-1	1	1.97
*Mar 19	SOUTH CAROLINA	9.0	5	2	2	1	12	0	0	2	0	0	0	1	0	5-2	18-1	2	1.97
*Mar 20	SOUTH CAROLINA	9.0	1	0	0	0	4	1	0	0	0	0	0	0	0	10-0	19-1	2	1.87
Mar 22	BUTLER	9.0	8	3	3	2	10	1	0	3	0	0	0	2	0	13-3	20-1	2	1.93
*Mar 25	at Ole Miss	9.0	3	1	1	1	14	0	0	1	0	0	0	0	0	12-1	21-1	2	1.88
*Mar 26	at Ole Miss	9.0	5	3	1	1	15	1	0	2	0	0	0	0	0	10-3	22-1	2	1.84
*Mar 27	at Ole Miss	9.0	7	3	3	0	11	1	0	1	1	0	0	0	0	4-3	23-1	3	1.89
Mar 30	WESTERN CAROLINA	9.0	6	1	1	0	15	1	1	0	0	0	2	1	0	11-1	24-1	3	1.86
Totals		223.0	134	57	46	58	299	24	4	17	11	0	16	12	0	277-57	24-1	3	1.86



2022 Tennessee Baseball
Season Game Highs for Tennessee (as of Mar 31, 2022)
(All games)



TEAM GAME HIGHS

Batting

At bats:	44	-	vs Iona (Feb 25, 2022)
Runs scored:	29	-	vs Iona (Feb 26, 2022)
Hits:	21	-	vs Iona (Feb 25, 2022)
RBI's:	28	-	vs Iona (Feb 26, 2022)
Doubles:	7	-	vs Georgia Southern (Feb 20, 2022)
Triples:	1	-	(13 times)
Home runs:	7	-	vs James Madison (Mar 09, 2022)
Total bases:	44	-	vs Iona (Feb 25, 2022)
Walks:	16	-	vs Iona (Feb 26, 2022)
Strikeouts:	13	-	at Ole Miss (Mar 26, 2022)
Sac hits:	1	-	(4 times)
Sac flies:	3	-	vs Georgia Southern (Feb 20, 2022)
	3	-	vs UNC Asheville (Feb 23, 2022)
Stolen bases:	6	-	vs UNC Asheville (Feb 23, 2022)
Hit by pitch:	3	-	(4 times)
Caught stealing:	2	-	vs Rhode Island (Mar 11, 2022)
	2	-	at Ole Miss (Mar 26, 2022)
Runners LOB:	13	-	vs James Madison (Mar 08, 2022)
Hit into DP:	2	-	vs Georgia Southern (Feb 19, 2022)

Fielding

Putouts:	30	-	vs James Madison (Mar 08, 2022)
Assists:	17	-	vs Butler (Mar 22, 2022)
Errors:	3	-	at Ole Miss (Mar 26, 2022)
Passed balls:	1	-	vs Iona (Feb 25, 2022)
	1	-	vs Rhode Island (Mar 11, 2022)
	1	-	vs Butler (Mar 22, 2022)
DPs turned:	2	-	vs Butler (Mar 22, 2022)

Pitching

Innings pitched:	10.0	-	vs James Madison (Mar 08, 2022)
Runs allowed:	8	-	vs James Madison (Mar 08, 2022)
Earned runs:	7	-	vs James Madison (Mar 08, 2022)
Walks allowed:	5	-	(5 times)
Strikeouts:	18	-	vs UNC Asheville (Feb 23, 2022)
Hits allowed:	13	-	vs James Madison (Mar 08, 2022)
Doubles allowed:	5	-	vs Rhode Island (Mar 11, 2022)
Triples allowed:	1	-	(4 times)
Homers allowed:	4	-	vs James Madison (Mar 08, 2022)
Wild pitches:	2	-	vs Iona (Feb 27, 2022)
	2	-	vs Rhode Island (Mar 13, 2022)
Hit batters:	2	-	vs Oklahoma (Mar 06, 2022 at Houston, Texas)
	2	-	vs James Madison (Mar 08, 2022)
	2	-	vs Western Carolina (Mar 30, 2022)



2022 Tennessee Baseball
Season Game Highs for Tennessee (as of Mar 31, 2022)
(All games)



INDIVIDUAL GAME HIGHS

Batting

At bats:	6	-	Jordan Beck vs James Madison (Mar 08, 2022)
	6	-	Jared Dickey vs James Madison (Mar 08, 2022)
Runs scored:	4	-	Cortland Lawson vs Iona (Feb 25, 2022)
	4	-	Jared Dickey vs Iona (Feb 27, 2022)
Hits:	5	-	Trey Lipscomb vs Iona (Feb 25, 2022)
	5	-	Jordan Beck vs Rhode Island (Mar 13, 2022)
RBI's:	9	-	Trey Lipscomb vs Iona (Feb 25, 2022)
Doubles:	2	-	(12 times)
Triples:	1	-	(13 times)
Home runs:	2	-	(4 times)
Total bases:	12	-	Trey Lipscomb vs Iona (Feb 25, 2022)
Walks:	3	-	(5 times)
Strikeouts:	4	-	Luc Lipcius vs Texas (Mar 04, 2022 at Houston, Texas)
	4	-	Jordan Beck vs James Madison (Mar 08, 2022)
	4	-	Luc Lipcius vs South Carolina (Mar 20, 2022)
Sac hits:	1	-	(4 times)
Sac flies:	1	-	(16 times)
Stolen bases:	3	-	Seth Stephenson vs Georgia Southern (Feb 19, 2022)
Hit by pitch:	2	-	Logan Steenstra vs UNC Asheville (Feb 23, 2022)
	2	-	Drew Gilbert vs Texas (Mar 04, 2022 at Houston, Texas)
Caught stealing:	1	-	(10 times)
Runners LOB:	4	-	Cortland Lawson vs Eastern Kentucky (Mar 15, 2022)
	4	-	Evan Russell vs South Carolina (Mar 19, 2022)
	4	-	Seth Stephenson at Ole Miss (Mar 26, 2022)

Fielding

Putouts:	18	-	Charlie Taylor vs UNC Asheville (Feb 23, 2022)
Assists:	5	-	(5 times)
Errors:	1	-	(21 times)
Passed balls:	1	-	Evan Russell vs Iona (Feb 25, 2022)
	1	-	Evan Russell vs Rhode Island (Mar 11, 2022)
	1	-	Charlie Taylor vs Butler (Mar 22, 2022)

Pitching

Innings pitched:	7.2	-	Drew Beam vs South Carolina (Mar 20, 2022)
Runs allowed:	4	-	Chase Dollander vs Baylor (Mar 05, 2022 at Houston, Texas)
Earned runs:	4	-	Chase Dollander vs Baylor (Mar 05, 2022 at Houston, Texas)
Walks allowed:	4	-	Jake Fitzgibbons vs James Madison (Mar 09, 2022)
	4	-	Chase Burns vs Rhode Island (Mar 11, 2022)
Strikeouts:	12	-	Chase Dollander vs Rhode Island (Mar 11, 2022)
Hits allowed:	6	-	Zander Sechrist vs Butler (Mar 22, 2022)
Doubles allowed:	2	-	(5 times)
Triples allowed:	1	-	(4 times)
Homers allowed:	2	-	Zander Sechrist vs Butler (Mar 22, 2022)
Wild pitches:	1	-	(11 times)
Hit batters:	1	-	(16 times)



2022 Tennessee Baseball
Games Summary for Tennessee (as of Mar 31, 2022)
(All games)



Score by innings	1	2	3	4	5	6	7	8	9	EX	Total
Tennessee	37	37	33	35	38	33	29	33	1	1	277
Opponents	5	2	2	8	4	12	10	7	7	0	57

Record when ...

Overall	24-1	After 6 leading	23-0
Conference	6-0 trailing	0-1
Non-Conference	18-1 tied	1-0
Home games	19-0	After 7 leading	22-0
Away games	3-0 trailing	0-1
Neutral site	2-1 tied	1-0
Day games	14-0	After 8 leading	23-0
Night games	10-1 trailing	0-1
vs Left starter	7-1 tied	0-0
vs Right starter	17-0		
1-Run games	2-0	Hit 0 home runs	4-0
2-Run games	0-0	... 1 home run	3-1
5+Run games	20-1	... 2+ home runs	17-0
Extra innings	1-0		
Shutouts	5-0	Opponent 0 home runs	15-0
	 1 home run	5-1
Scoring 0-2 runs	0-1 2+ HRs	4-0
..... 3-5 runs	3-0		
..... 6-9 runs	6-0	Made 0 errors	10-0
..... 10+ runs	15-0 1 error	9-1
	 2+ errors	5-0
Opponent 0-2 runs	14-0		
..... 3-5 runs	9-0	Opp. made 0 errors	7-1
..... 6-9 runs	1-1 1 error	11-0
..... 10+ runs	0-0 2+ errors	6-0
Scored in 1st inning	16-0	Out-hit opponent	22-0
Opp. scored in 1st	2-0	Out-hit by opponent	1-1
Scores first	21-1	Hits are tied	1-0
Opp. scores first	3-0		

Record when team scores:

Runs	0	1	2	3	4	5	6	7	8	9	10+
W-L	0-0	0-0	0-1	0-0	2-0	1-0	0-0	1-0	3-0	2-0	15-0

Record when opponent scores:

Runs	0	1	2	3	4	5	6	7	8	9	10+
W-L	5-0	6-0	3-0	7-0	1-0	1-0	0-0	0-1	1-0	0-0	0-0

Record when leading after:

Inn.	1	2	3	4	5	6	7	8
W-L	15-0	19-0	20-0	22-0	22-0	23-0	22-0	23-0

Record when trailing after:

Inn.	1	2	3	4	5	6	7	8
W-L	0-0	0-0	0-0	0-0	0-0	0-1	0-1	0-1

Record when tied after:

Inn.	1	2	3	4	5	6	7	8
W-L	9-1	5-1	4-1	2-1	2-1	1-0	1-0	0-0

Current winning streak: 16
Longest winning streak: 16
Longest losing streak: 1

Home attendance : 76201 (19 dates avg = 4010)
Away attendance : 87317 (6 dates avg = 14552)
Total attendance: 163518 (25 dates avg = 6540)



2022 Tennessee Baseball
Batting Leaders for Tennessee (as of Mar 31, 2022)
(All games)



Hitting minimums - 1 Games 1 AB 2.0 AB/Game 1 TPA
Pitching minimums - 1 Games 5 IP 1 BF 1.0 IP/Game

Batting avg		Slugging pct		On base pct	
1. 1 Drew Gilbert	.490	1. 1 Drew Gilbert	.863	1. 1 Drew Gilbert	.611
2. 17 Jared Dickey	.403	2. 17 Jared Dickey	.851	2. 17 Jared Dickey	.500
3. 21 Trey Lipscomb	.370	3. 21 Trey Lipscomb	.815	3. 40 Luc Lipcius	.463
4. 4 Seth Stephenson	.369	4. 6 Evan Russell	.700	4. 21 Trey Lipscomb	.440
5. 6 Evan Russell	.338	5. 4 Seth Stephenson	.646	5. 4 Seth Stephenson	.431
Runs scored		Hits		Runs batted in	
1. 21 Trey Lipscomb	28	1. 21 Trey Lipscomb	34	1. 21 Trey Lipscomb	44
2. 40 Luc Lipcius	27	2. 27 Jordan Beck	33	2. 1 Drew Gilbert	27
3. 17 Jared Dickey	26	3. 6 Evan Russell	27	3. 6 Evan Russell	24
4. 27 Jordan Beck	25	17 Jared Dickey	27	4. 9 Cortland Lawson	21
5. 1 Drew Gilbert	23	5. 1 Drew Gilbert	25	5. 7 Christian Moore	20
Doubles		Triples		Home runs	
1. 4 Seth Stephenson	10	1. 2 Jorel Ortega	2	1. 21 Trey Lipscomb	10
2. 6 Evan Russell	9	7 Christian Moore	2	2. 7 Christian Moore	8
1 Drew Gilbert	9	1 Drew Gilbert	2	3. 17 Jared Dickey	7
4. 3 tied at.....	7	21 Trey Lipscomb	2	4. 3 tied at.....	6
		5. 5 tied at.....	1		
Total bases		Walks		Hit by pitch	
1. 21 Trey Lipscomb	75	1. 40 Luc Lipcius	23	1. 5 Logan Steenstra	5
2. 17 Jared Dickey	57	2. 9 Cortland Lawson	19	2. 14 Charlie Taylor	4
3. 6 Evan Russell	56	3. 1 Drew Gilbert	17	25 Blake Burke	4
4. 27 Jordan Beck	53	4. 17 Jared Dickey	13	4. 12 Kyle Booker	3
5. 2 Jorel Ortega	47	5. 2 Jorel Ortega	12	21 Trey Lipscomb	3
Sac bunts		Sac flies		Stolen bases	
1. 17 Jared Dickey	2	1. 21 Trey Lipscomb	3	1. 4 Seth Stephenson	11
2. 40 Luc Lipcius	1	40 Luc Lipcius	3	2. 40 Luc Lipcius	8
9 Cortland Lawson	1	3. 1 Drew Gilbert	2	3. 27 Jordan Beck	5
		13 Logan Chambers	2	4. 6 Evan Russell	3
		17 Jared Dickey	2	17 Jared Dickey	3
Caught stealing		Steal attempts		Stolen base pct	
1. 4 Seth Stephenson	2	1. 4 Seth Stephenson	13	1. 21 Trey Lipscomb	1.000
2. 8 tied at.....	1	2. 40 Luc Lipcius	9	6 Evan Russell	1.000
		3. 27 Jordan Beck	6	3. 40 Luc Lipcius	.889
		4. 17 Jared Dickey	4	4. 4 Seth Stephenson	.846
		5. 5 tied at.....	3	5. 27 Jordan Beck	.833
Strikeouts		Grounded into DP		Total plate appearances	
1. 9 Cortland Lawson	23	1. 21 Trey Lipscomb	3	1. 21 Trey Lipscomb	109
2. 40 Luc Lipcius	22	2. 6 Evan Russell	2	27 Jordan Beck	109
27 Jordan Beck	22	3. 4 tied at.....	1	3. 9 Cortland Lawson	99
4. 6 Evan Russell	17			4. 40 Luc Lipcius	96
5. 7 Christian Moore	14			5. 6 Evan Russell	91
At bats		Games played		Game starts	
1. 27 Jordan Beck	99	1. 27 Jordan Beck	25	1. 21 Trey Lipscomb	25
2. 21 Trey Lipscomb	92	40 Luc Lipcius	25	27 Jordan Beck	25
3. 6 Evan Russell	80	21 Trey Lipscomb	25	40 Luc Lipcius	25
4. 2 Jorel Ortega	77	2 Jorel Ortega	25	4. 9 Cortland Lawson	24
5. 9 Cortland Lawson	76	5. 9 Cortland Lawson	24	5. 2 Jorel Ortega	22
Games as sub					
1. 5 Logan Steenstra	17				
2. 8 Christian Scott	16				
3. 25 Blake Burke	14				
4. 30 Ethan Payne	12				
5. 2 tied at.....	9				



2022 Tennessee Baseball
Pitching Leaders for Tennessee (as of Mar 31, 2022)
(All games)



Hitting minimums - 1 Games 1 AB 2.0 AB/Game 1 TPA
Pitching minimums - 1 Games 5 IP 1 BF 1.0 IP/Game

Earned run avg		Opposing bat avg		Won-loss pct	
1. 23 Chase Burns 0.80		1. 32 Drew Beam .105		1. 23 Chase Burns 1.000	
2. 32 Drew Beam 1.12		2. 23 Chase Burns .138		32 Drew Beam 1.000	
3. 11 Chase Dollander 2.67		3. 11 Chase Dollander .170		11 Chase Dollander 1.000	
Wins		Losses		Saves	
1. 32 Drew Beam 5		1. 16 Camden Sewell 1		1. 46 Redmond Walsh 3	
23 Chase Burns 5					
3. 11 Chase Dollander 4					
4. 16 Camden Sewell 3					
5. 2 tied at..... 2					
Innings pitched		Batters struck out		Appearances	
1. 23 Chase Burns 33.2		1. 11 Chase Dollander 54		1. 44 Ben Joyce 12	
2. 32 Drew Beam 32.0		2. 23 Chase Burns 45		2. 33 Mark McLaughlin 11	
3. 11 Chase Dollander 30.1		3. 48 Zander Sechrist 30		41 Will Mabrey 11	
		4. 32 Drew Beam 25		16 Camden Sewell 11	
		5. 41 Will Mabrey 24		5. 46 Redmond Walsh 10	
Games started		Games finished		Games in relief	
1. 23 Chase Burns 6		1. 46 Redmond Walsh 7		1. 44 Ben Joyce 12	
32 Drew Beam 6		2. 26 Wyatt Evans 5		2. 33 Mark McLaughlin 11	
11 Chase Dollander 6		3. 33 Mark McLaughlin 4		41 Will Mabrey 11	
48 Zander Sechrist 6		35 Kirby Connell 4		16 Camden Sewell 11	
5. 42 Jake Fitzgibbons 1		5. 5 tied at..... 1		5. 46 Redmond Walsh 10	
Wild pitches		Balks		Hit batters	
1. 32 Drew Beam 2				1. 6 tied at..... 2	
15 Ethan Smith 2					
23 Chase Burns 2					
4. 5 tied at..... 1					
Intentional BB allowed		Runners picked off		Batters SO out looking	
		1. 32 Drew Beam 1		1. 23 Chase Burns 12	
		17 Jared Dickey 1		11 Chase Dollander 12	
		6 Evan Russell 1		3. 32 Drew Beam 11	
		48 Zander Sechrist 1		4. 33 Mark McLaughlin 9	
				5. 2 tied at..... 8	
Sac bunts allowed		Sac flies allowed		Hits allowed	
1. 41 Will Mabrey 2		1. 34 Hollis Fanning 1		1. 32 Drew Beam 11	
		11 Chase Dollander 1		2. 23 Chase Burns 16	
		15 Ethan Smith 1		3. 11 Chase Dollander 19	
Runs allowed		Earned runs allowed		Walks allowed	
1. 32 Drew Beam 4		1. 23 Chase Burns 3		1. 32 Drew Beam 6	
2. 23 Chase Burns 6		2. 32 Drew Beam 4		2. 11 Chase Dollander 7	
3. 11 Chase Dollander 9		3. 11 Chase Dollander 9		3. 23 Chase Burns 9	
Doubles allowed		Triples allowed		Home runs allowed	
1. 23 Chase Burns 2		1. 11 Chase Dollander 0		1. 11 Chase Dollander 1	
2. 32 Drew Beam 3		23 Chase Burns 0		32 Drew Beam 1	
11 Chase Dollander 3		3. 32 Drew Beam 1		3. 23 Chase Burns 2	



2022 Tennessee Baseball
Miscellaneous Stats for Tennessee (as of Mar 31, 2022)
(All games)



Multiple Hit Games	2	3	4	5+	Total
21 Trey Lipscomb	6	3	-	1	10
6 Evan Russell	8	1	-	-	9
17 Jared Dickey	4	4	-	-	8
2 Jorel Ortega	5	2	-	-	7
4 Seth Stephenson	5	2	-	-	7
1 Drew Gilbert	6	1	-	-	7
27 Jordan Beck	1	4	-	1	6
9 Cortland Lawson	5	-	-	-	5
7 Christian Moore	4	1	-	-	5
40 Luc Lipcius	3	-	-	-	3
5 Logan Steenstra	1	1	-	-	2
25 Blake Burke	1	-	-	-	1
8 Christian Scott	1	-	-	-	1
TEAM	50	19	0	2	71

Multiple RBI Games	2	3	4	5+	Total
21 Trey Lipscomb	8	3	-	2	13
1 Drew Gilbert	5	1	2	-	8
9 Cortland Lawson	4	2	-	-	6
7 Christian Moore	3	2	-	1	6
2 Jorel Ortega	4	1	-	-	5
17 Jared Dickey	4	1	-	-	5
4 Seth Stephenson	3	2	-	-	5
27 Jordan Beck	3	1	1	-	5
6 Evan Russell	2	2	1	-	5
8 Christian Scott	4	-	1	-	5
25 Blake Burke	2	2	-	-	4
5 Logan Steenstra	1	1	-	-	2
40 Luc Lipcius	2	-	-	-	2
12 Kyle Booker	1	-	-	-	1
14 Charlie Taylor	1	-	-	-	1
TEAM	47	18	5	3	73

Hitting Streaks	Longest	Current
1 Drew Gilbert	17	17
25 Blake Burke	8	8
17 Jared Dickey	8	-
27 Jordan Beck	8	2
40 Luc Lipcius	7	-
21 Trey Lipscomb	7	-
6 Evan Russell	6	4
9 Cortland Lawson	6	1
2 Jorel Ortega	5	-
7 Christian Moore	4	1
4 Seth Stephenson	4	3
8 Christian Scott	2	1
5 Logan Steenstra	2	-
30 Ethan Payne	2	-
18 Hunter Ensley	2	-
12 Kyle Booker	2	-
13 Logan Chambers	1	1
14 Charlie Taylor	1	-

Reached Base Streaks	Longest	Current
9 Cortland Lawson	21	1
6 Evan Russell	17	4
1 Drew Gilbert	17	17
17 Jared Dickey	15	-
27 Jordan Beck	13	13
2 Jorel Ortega	12	-
7 Christian Moore	11	11
25 Blake Burke	11	11
21 Trey Lipscomb	8	6
40 Luc Lipcius	7	5
14 Charlie Taylor	6	6
30 Ethan Payne	6	-
4 Seth Stephenson	5	3
12 Kyle Booker	5	-
18 Hunter Ensley	4	-
13 Logan Chambers	4	1
5 Logan Steenstra	3	-
8 Christian Scott	2	1



2022 Tennessee Baseball
Miscellaneous Stats for Tennessee (as of Mar 31, 2022)
(All games)

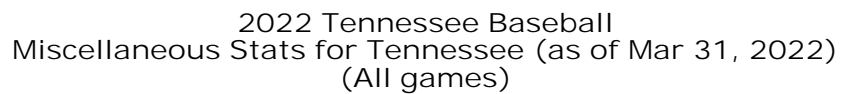


Starting Lineup By Position
(Team W-L record when starter)

PITCHER:		
32 Drew Beam	6	(6-0)
23 Chase Burns	6	(5-1)
11 Chase Dollander	6	(6-0)
48 Zander Sechrist	6	(6-0)
42 Jake Fitzgibbons	1	(1-0)
CATCHER:		
6 Evan Russell	18	(17-1)
14 Charlie Taylor	4	(4-0)
17 Jared Dickey	3	(3-0)
FIRST BASE:		
40 Luc Lipcius	25	(24-1)
SECOND BASE:		
2 Jorel Ortega	22	(21-1)
7 Christian Moore	2	(2-0)
5 Logan Steenstra	1	(1-0)
THIRD BASE:		
21 Trey Lipscomb	24	(23-1)
13 Logan Chambers	1	(1-0)
SHORTSTOP:		
9 Cortland Lawson	24	(23-1)
21 Trey Lipscomb	1	(1-0)
LEFT FIELD:		
17 Jared Dickey	11	(11-0)
4 Seth Stephenson	7	(6-1)
6 Evan Russell	3	(3-0)
8 Christian Scott	2	(2-0)
13 Logan Chambers	1	(1-0)
12 Kyle Booker	1	(1-0)
CENTER FIELD:		
1 Drew Gilbert	18	(17-1)
4 Seth Stephenson	3	(3-0)
8 Christian Scott	3	(3-0)
27 Jordan Beck	1	(1-0)
RIGHT FIELD:		
27 Jordan Beck	24	(23-1)
17 Jared Dickey	1	(1-0)
DESIGNATED HITTER:		
7 Christian Moore	9	(9-0)
25 Blake Burke	6	(6-0)
4 Seth Stephenson	4	(4-0)
13 Logan Chambers	3	(3-0)
17 Jared Dickey	2	(1-1)
12 Kyle Booker	1	(1-0)

Starting Lineup By Lineup Spot
(Team W-L record when starter)

LEADOFF:		
17 Jared Dickey	14	(14-0)
4 Seth Stephenson	8	(7-1)
7 Christian Moore	1	(1-0)
8 Christian Scott	1	(1-0)
13 Logan Chambers	1	(1-0)
2ND SPOT:		
2 Jorel Ortega	8	(8-0)
40 Luc Lipcius	8	(7-1)
4 Seth Stephenson	4	(4-0)
7 Christian Moore	3	(3-0)
13 Logan Chambers	1	(1-0)
17 Jared Dickey	1	(1-0)
3RD SPOT:		
27 Jordan Beck	25	(24-1)
CLEANUP:		
1 Drew Gilbert	18	(17-1)
21 Trey Lipscomb	7	(7-0)
5TH SPOT:		
21 Trey Lipscomb	18	(17-1)
40 Luc Lipcius	4	(4-0)
2 Jorel Ortega	2	(2-0)
6 Evan Russell	1	(1-0)
6TH SPOT:		
40 Luc Lipcius	10	(10-0)
2 Jorel Ortega	9	(8-1)
6 Evan Russell	4	(4-0)
7 Christian Moore	1	(1-0)
12 Kyle Booker	1	(1-0)
7TH SPOT:		
6 Evan Russell	7	(7-0)
7 Christian Moore	5	(5-0)
25 Blake Burke	5	(5-0)
13 Logan Chambers	3	(3-0)
40 Luc Lipcius	2	(2-0)
17 Jared Dickey	1	(0-1)
2 Jorel Ortega	1	(1-0)
9 Cortland Lawson	1	(1-0)
8TH SPOT:		
6 Evan Russell	9	(8-1)
9 Cortland Lawson	5	(5-0)
8 Christian Scott	4	(4-0)
2 Jorel Ortega	2	(2-0)
7 Christian Moore	1	(1-0)
25 Blake Burke	1	(1-0)
17 Jared Dickey	1	(1-0)
12 Kyle Booker	1	(1-0)
40 Luc Lipcius	1	(1-0)
9TH SPOT:		
9 Cortland Lawson	18	(17-1)
14 Charlie Taylor	4	(4-0)
4 Seth Stephenson	2	(2-0)
5 Logan Steenstra	1	(1-0)



STARTERS SUMMARY

[illegible]



Tennessee Volunteers Baseball Individual Career History



Drew Beam

Year	avg	gp-gs	ab	r	h	2b	3b	hr	rbi	tb	slg%	bb	hbp	so	gdp	ob%	sf	sh	sb-att	po	a	e	fld%
2022	.000	0-0	0	0	0	0	0	0	0	0	.000	0	0	0	0	.000	0	0	0-0	2	2	0	1.000
TOTAL	.000	0-0	0	0	0	0	0	0	0	0	.000	0	0	0	0	.000	0	0	0-0	2	2	0	1.000

Year	era	w-l	app	gs	cq	sho	sv	ip	h	r	er	bb	so	2b	3b	hr	bf	bavg	wp	hbp	bk	sfa	sha
2022	1.12	5-0	6	6	0	0/3	0	32.0	11	4	4	6	25	3	1	1	112	.105	2	1	0	0	0
TOTAL	1.12	5-0	6	6	0	0/3	0	32.0	11	4	4	6	25	3	1	1	112	.105	2	1	0	0	0

SINGLE-GAME HIGHS [all-time ranking]:

Innings pitched: 7.2, South Carolina, Mar 20, 2022

Walks allowed: 3, Georgia Southern, Feb 20, 2022

Strikeouts: 6, vs Oklahoma, Mar 06, 2022; at Ole Miss, Mar 27, 2022

Batters faced: 25, at Ole Miss, Mar 27, 2022

Field chances: 1, 4 times

Putouts: 1, Rhode Island, Mar 13, 2022; at Ole Miss, Mar 27, 2022

Assists: 1, Iona, Feb 27, 2022; vs Oklahoma, Mar 06, 2022

Runners CS: 1 [t-8th], vs Oklahoma, Mar 06, 2022

Jordan Beck

Year	avg	gp-gs	ab	r	h	2b	3b	hr	rbi	tb	slg%	bb	hbp	so	gdp	ob%	sf	sh	sb-att	po	a	e	fld%
2020	.275	16-10	40	10	11	5	0	1	9	19	.475	8	0	11	1	.396	0	0	0-0	10	0	0	1.000
2021	.271	67-66	258	42	70	16	2	15	64	135	.523	24	3	60	2	.336	4	0	8-9	127	7	2	.985
2022	.333	25-25	99	25	33	5	0	5	16	53	.535	6	2	22	0	.380	1	0	5-6	42	2	0	1.000
TOTAL	.287	108-101	397	77	114	26	2	21	89	207	.521	38	5	93	3	.353	5	0	13-15	179	9	2	.989

SINGLE-GAME HIGHS [all-time ranking]:

Hits: 5 [t-1st], Rhode Island, Mar 13, 2022

Doubles: 2 [t-4th], vs Houston, Feb 22, 2020; Longwood, Mar 03, 2020

Triples: 1 [t-1st], Arkansas-Pine Bluff, Feb 23, 2021; Indiana State, Feb 27, 2021

Home runs: 2 [t-3rd], ETSU, Mar 16, 2021; Belmont, May 18, 2021

Total bases: 10 [t-4th], ETSU, Mar 16, 2021

RBI: 6 [t-2nd], Belmont, May 18, 2021

Runs scored: 3 [t-10th], Kentucky, Apr 29, 2021; Iona, Feb 26, 2022

Walks: 3 [t-5th], at Georgia, Mar 19, 2021

Hit by pitch: 1, 5 times

Struck out: 4 [t-1st], vs Stanford, Feb 23, 2020; James Madison, Mar 08, 2022

Sac flies: 1 [t-5th], 5 times

At bats: 6 [t-3rd], 4 times

Stolen bases: 2 [t-9th], Liberty, Jun 06, 2021; at MIZZOU, May 09, 2021; Tennessee Tech, May 11, 2021

Caught stealing: 1 [t-2nd], at Ole Miss, Mar 26, 2022; Arkansas, May 15, 2021

Field chances: 6, at Alabama, Apr 3, 2021

Putouts: 6, at Alabama, Apr 3, 2021

Assists: 1, 9 times



Tennessee Volunteers Baseball Individual Career History



Kyle Booker

Year	avg	gp-gs	ab	r	h	2b	3b	hr	rbi	tb	slg%	bb	hbp	so	gdp	ob%	sf	sh	sb-att	po	a	e	fld%
2021	.310	27-12	58	16	18	5	0	1	10	26	.448	7	1	18	1	.382	2	0	1-1	21	0	1	.955
2022	.188	9-2	16	4	3	1	0	0	4	4	.250	2	3	1	0	.381	0	0	1-1	1	0	0	1.000
TOTAL	.284	36-14	74	20	21	6	0	1	14	30	.405	9	4	19	1	.382	2	0	2-2	22	0	1	.957

SINGLE-GAME HIGHS [all-time ranking]:

Hits: 3, at Western Carolina, Apr 13, 2021

Doubles: 1, 6 times

Home runs: 1, Western Carolina, Mar 30, 2021

Total bases: 5, Western Carolina, Mar 30, 2021

RBI: 3, Arkansas-Pine Bluff, Feb 23, 2021; Western Carolina, Mar 30, 2021

Runs scored: 3 [t-10th], at Western Carolina, Apr 13, 2021; at Texas A&M, Apr 25, 2021; Western Carolina, Mar 30, 2021

Walks: 2, Arkansas-Pine Bluff, Feb 24, 2021; Georgia State, Mar 07, 2021

Hit by pitch: 1, 4 times

Struck out: 2, 4 times

Sac flies: 1 [t-5th], at Western Carolina, Apr 13, 2021; Arkansas-Pine Bluff, Feb 24, 2021

At bats: 5, Eastern Kentucky, Mar 23, 2021

Stolen bases: 1, Vanderbilt, Apr 17, 2021; UNC Asheville, Feb 23, 2022

Field chances: 4, at Texas A&M, Apr 24, 2021

Putouts: 4, at Texas A&M, Apr 24, 2021

Gavin Brasosky

Year	avg	gp-gs	ab	r	h	2b	3b	hr	rbi	tb	slg%	bb	hbp	so	gdp	ob%	sf	sh	sb-att	po	a	e	fld%
2022	.000	0-0	0	0	0	0	0	0	0	0	.000	0	0	0	0	.000	0	0	0-0	0	1	0	1.000
TOTAL	.000	0-0	0	0	0	0	0	0	0	0	.000	0	0	0	0	.000	0	0	0-0	0	1	0	1.000

Year	era	w-l	app	gs	cq	sho	sv	ip	h	r	er	bb	so	2b	3b	hr	bf	bavg	wp	hbp	bk	sfa	sha
2022	0.00	0-0	2	0	0	0/0	0	1.2	1	0	0	3	4	0	0	0	9	.167	1	0	0	0	0
TOTAL	0.00	0-0	2	0	0	0/0	0	1.2	1	0	0	3	4	0	0	0	9	.167	1	0	0	0	0

SINGLE-GAME HIGHS [all-time ranking]:

Innings pitched: 1.0, UNC Asheville, Feb 23, 2022

Walks allowed: 2, UNC Asheville, Feb 23, 2022

Strikeouts: 3, UNC Asheville, Feb 23, 2022

Batters faced: 6, UNC Asheville, Feb 23, 2022

Field chances: 1, Iona, Feb 27, 2022

Assists: 1, Iona, Feb 27, 2022



Tennessee Volunteers Baseball Individual Career History



Blake Burke

Year	avg	gp-gs	ab	r	h	2b	3b	hr	rbi	tb	slg%	bb	hbp	so	gdp	ob%	sf	sh	sb-att	po	a	e	fld%
2022	.414	20-6	29	14	12	3	1	4	15	29	1.000	11	4	10	0	.614	0	0	2-3	19	0	0	1.000
TOTAL	.414	20-6	29	14	12	3	1	4	15	29	1.000	11	4	10	0	.614	0	0	2-3	19	0	0	1.000

SINGLE-GAME HIGHS [all-time ranking]:

Hits: 2, Western Carolina, Mar 30, 2022

Doubles: 1, James Madison, Mar 09, 2022; Rhode Island, Mar 11, 2022; Western Carolina, Mar 30, 2022

Triples: 1 [t-1st], South Carolina, Mar 19, 2022

Home runs: 1, Iona, Feb 25, 2022; vs Oklahoma, Mar 06, 2022; at Ole Miss, Mar 25, 2022

Total bases: 4, Iona, Feb 25, 2022; vs Oklahoma, Mar 06, 2022; at Ole Miss, Mar 25, 2022

RBI: 3, Western Carolina, Mar 30, 2022

Runs scored: 3 [t-10th], Iona, Feb 25, 2022; Rhode Island, Mar 11, 2022

Walks: 2, Iona, Feb 26, 2022

Hit by pitch: 1, 4 times

Struck out: 1, 9 times

At bats: 3, UNC Asheville, Feb 23, 2022; Rhode Island, Mar 11, 2022; Western Carolina, Mar 30, 2022

Stolen bases: 1, Georgia Southern, Feb 20, 2022

Caught stealing: 1 [t-2nd], at Ole Miss, Mar 26, 2022

Field chances: 7, Iona, Feb 26, 2022

Putouts: 7, Iona, Feb 26, 2022

Chase Burns

Year	avg	gp-gs	ab	r	h	2b	3b	hr	rbi	tb	slg%	bb	hbp	so	gdp	ob%	sf	sh	sb-att	po	a	e	fld%
2022	.000	0-0	0	0	0	0	0	0	0	0	.000	0	0	0	0	.000	0	0	0-0	1	2	1	.750
TOTAL	.000	0-0	0	0	0	0	0	0	0	0	.000	0	0	0	0	.000	0	0	0-0	1	2	1	.750

Year	era	w-l	app	gs	cq	sho	sv	ip	h	r	er	bb	so	2b	3b	hr	bf	bavg	wp	hbp	bk	sfa	sha
2022	0.80	5-0	6	6	0	0/1	0	33.2	16	6	3	9	45	2	0	2	126	.138	2	1	0	0	0
TOTAL	0.80	5-0	6	6	0	0/1	0	33.2	16	6	3	9	45	2	0	2	126	.138	2	1	0	0	0

SINGLE-GAME HIGHS [all-time ranking]:

Innings pitched: 7.0, at Ole Miss, Mar 25, 2022

Walks allowed: 4 [t-6th], Rhode Island, Mar 11, 2022

Strikeouts: 11 [t-6th], at Ole Miss, Mar 25, 2022

Batters faced: 24, South Carolina, Mar 18, 2022; at Ole Miss, Mar 25, 2022

Field chances: 2, Iona, Feb 25, 2022; Rhode Island, Mar 11, 2022

Putouts: 1, Iona, Feb 25, 2022

Assists: 1, Iona, Feb 25, 2022; Rhode Island, Mar 11, 2022



Tennessee Volunteers Baseball Individual Career History



Logan Chambers

Year	avg	gp-gs	ab	r	h	2b	3b	hr	rbi	tb	slg%	bb	hbp	so	gdp	ob%	sf	sh	sb-att	po	a	e	fld%
2022	.176	13-5	17	4	3	0	0	0	3	3	.176	7	0	3	1	.385	2	0	0-0	2	5	0	1.000
TOTAL	.176	13-5	17	4	3	0	0	0	3	3	.176	7	0	3	1	.385	2	0	0-0	2	5	0	1.000

SINGLE-GAME HIGHS [all-time ranking]:

Hits: 1, Iona, Feb 25, 2022; Rhode Island, Mar 11, 2022; Western Carolina, Mar 30, 2022

Total bases: 1, Iona, Feb 25, 2022; Rhode Island, Mar 11, 2022; Western Carolina, Mar 30, 2022

RBI: 1, Georgia Southern, Feb 20, 2022; UNC Asheville, Feb 23, 2022; Iona, Feb 26, 2022

Runs scored: 1, 4 times

Walks: 2, Iona, Feb 25, 2022

Struck out: 1, Georgia Southern, Feb 20, 2022; Iona, Feb 26, 2022; Rhode Island, Mar 11, 2022

Sac flies: 1 [t-5th], Georgia Southern, Feb 20, 2022; UNC Asheville, Feb 23, 2022

At bats: 3, Rhode Island, Mar 11, 2022

Field chances: 3, UNC Asheville, Feb 23, 2022

Putouts: 1, Georgia Southern, Feb 18, 2022

Assists: 3, UNC Asheville, Feb 23, 2022

Grant Cherry

Year	avg	gp-gs	ab	r	h	2b	3b	hr	rbi	tb	slg%	bb	hbp	so	gdp	ob%	sf	sh	sb-att	po	a	e	fld%
2022	.000	0-0	0	0	0	0	0	0	0	0	.000	0	0	0	0	.000	0	0	0-0	0	1	0	1.000
TOTAL	.000	0-0	0	0	0	0	0	0	0	0	.000	0	0	0	0	.000	0	0	0-0	0	1	0	1.000

Year	era	w-l	app	gs	cg	sho	sv	ip	h	r	er	bb	so	2b	3b	hr	bf	bavg	wp	hbp	bk	sfa	sha
2022	10.80	0-0	2	0	0	0/0	0	1.2	0	2	2	4	2	0	0	0	11	.000	1	2	0	0	0
TOTAL	10.80	0-0	2	0	0	0/0	0	1.2	0	2	2	4	2	0	0	0	11	.000	1	2	0	0	0

SINGLE-GAME HIGHS [all-time ranking]:

Innings pitched: 1.0, UNC Asheville, Feb 23, 2022

Walks allowed: 2, UNC Asheville, Feb 23, 2022; Iona, Feb 27, 2022

Strikeouts: 2, UNC Asheville, Feb 23, 2022

Batters faced: 6, UNC Asheville, Feb 23, 2022

Field chances: 1, UNC Asheville, Feb 23, 2022

Assists: 1, UNC Asheville, Feb 23, 2022



Tennessee Volunteers Baseball Individual Career History



Kirby Connell

Year	avg	gp-gs	ab	r	h	2b	3b	hr	rbi	tb	slg%	bb	hbp	so	gdp	ob%	sf	sh	sb-att	po	a	e	fld%
2020	.000	4-0	0	0	0	0	0	0	0	0	.000	0	0	0	0	.000	0	0	0-0	0	1	0	1.000
2021	.000	0-0	0	0	0	0	0	0	0	0	.000	0	0	0	0	.000	0	0	0-0	3	4	0	1.000
2022	.000	0-0	0	0	0	0	0	0	0	0	.000	0	0	0	0	.000	0	0	0-0	2	3	0	1.000
TOTAL	.000	4-0	0	0	0	0	0	0	0	0	.000	0	0	0	0	.000	0	0	0-0	5	8	0	1.000

Year	era	w-l	app	gs	cq	sho	sv	ip	h	r	er	bb	so	2b	3b	hr	bf	bavg	wp	hbp	bk	sfa	sha
2020	6.35	0-0	4	0	0	0/0	0	5.2	5	4	4	1	7	1	0	1	23	.238	1	1	0	0	0
2021	3.00	1-1	26	0	0	0/1	2	42.0	44	19	14	3	39	8	0	5	175	.265	0	2	0	2	2
2022	1.88	1-0	9	0	0	0/2	0	14.1	12	6	3	2	14	1	0	1	60	.218	0	2	0	0	0
TOTAL	3.05	2-1	39	0	0	0/3	2	62.0	61	29	21	6	60	10	0	7	258	.252	1	5	0	2	2

SINGLE-GAME HIGHS [all-time ranking]:

Innings pitched: 4.2, vs Baylor, Mar 05, 2022

Walks allowed: 1, 6 times

Strikeouts: 5, Florida, Apr 10, 2021; at Alabama, Apr 4, 2021

Batters faced: 18, vs Baylor, Mar 05, 2022

Field chances: 2, vs Baylor, Mar 05, 2022

Putouts: 1, 5 times

Assists: 2, vs Baylor, Mar 05, 2022

Runners CS: 1 [t-8th], at Alabama, Apr 2, 2021; vs Baylor, Mar 05, 2022

Jared Dickey

Year	avg	gp-gs	ab	r	h	2b	3b	hr	rbi	tb	slg%	bb	hbp	so	gdp	ob%	sf	sh	sb-att	po	a	e	fld%
2022	.403	23-17	67	26	27	7	1	7	17	57	.851	13	2	9	1	.500	2	2	3-4	50	1	2	.962
TOTAL	.403	23-17	67	26	27	7	1	7	17	57	.851	13	2	9	1	.500	2	2	3-4	50	1	2	.962

SINGLE-GAME HIGHS [all-time ranking]:

Hits: 3, 4 times

Doubles: 2 [t-4th], vs Baylor, Mar 05, 2022; Rhode Island, Mar 13, 2022

Triples: 1 [t-1st], Rhode Island, Mar 13, 2022

Home runs: 2 [t-3rd], James Madison, Mar 09, 2022; at Ole Miss, Mar 25, 2022

Total bases: 8, James Madison, Mar 09, 2022; at Ole Miss, Mar 25, 2022

RBI: 3, at Ole Miss, Mar 25, 2022

Runs scored: 4 [t-2nd], Iona, Feb 27, 2022

Walks: 2, Iona, Feb 26, 2022; Iona, Feb 27, 2022

Hit by pitch: 1, Eastern Kentucky, Mar 15, 2022

Struck out: 1, 8 times

Sac flies: 1 [t-5th], Georgia Southern, Feb 20, 2022; at Ole Miss, Mar 26, 2022

Sac bunts: 1 [t-10th], South Carolina, Mar 19, 2022; South Carolina, Mar 20, 2022

At bats: 6 [t-3rd], James Madison, Mar 08, 2022

Stolen bases: 2 [t-9th], Iona, Feb 27, 2022

Caught stealing: 1 [t-2nd], at Ole Miss, Mar 27, 2022

Field chances: 15, James Madison, Mar 09, 2022

Putouts: 14, James Madison, Mar 09, 2022

Assists: 1, James Madison, Mar 09, 2022



Tennessee Volunteers Baseball Individual Career History



Chase Dollander

Year	avg	gp-gs	ab	r	h	2b	3b	hr	rbi	tb	slg%	bb	hbp	so	gdp	ob%	sf	sh	sb-att	po	a	e	fld%
2022	.000	0-0	0	0	0	0	0	0	0	0	.000	0	0	0	0	.000	0	0	0-0	2	3	2	.714
TOTAL	.000	0-0	0	0	0	0	0	0	0	0	.000	0	0	0	0	.000	0	0	0-0	2	3	2	.714

Year	era	w-l	app	gs	cq	sho	sv	ip	h	r	er	bb	so	2b	3b	hr	bf	bavg	wp	hbp	bk	sfa	sha
2022	2.67	4-0	6	6	0	0/1	0	30.1	19	9	9	7	54	3	0	1	121	.170	0	1	0	1	0
TOTAL	2.67	4-0	6	6	0	0/1	0	30.1	19	9	9	7	54	3	0	1	121	.170	0	1	0	1	0

SINGLE-GAME HIGHS [all-time ranking]:

Innings pitched: 6.1, at Ole Miss, Mar 26, 2022

Walks allowed: 2, vs Baylor, Mar 05, 2022; Rhode Island, Mar 11, 2022

Strikeouts: 12 [t-3rd], Rhode Island, Mar 11, 2022

Batters faced: 25, Rhode Island, Mar 11, 2022; at Ole Miss, Mar 26, 2022

Field chances: 3, Rhode Island, Mar 11, 2022

Putouts: 2, Rhode Island, Mar 11, 2022

Assists: 1, Iona, Feb 26, 2022; vs Baylor, Mar 05, 2022; South Carolina, Mar 19, 2022

Runners CS: 1 [t-8th], Iona, Feb 26, 2022

Hunter Ensley

Year	avg	gp-gs	ab	r	h	2b	3b	hr	rbi	tb	slg%	bb	hbp	so	gdp	ob%	sf	sh	sb-att	po	a	e	fld%
2021	.000	1-0	1	0	0	0	0	0	0	0	.000	0	0	0	0	.000	0	0	0-0	0	0	0	.000
2022	.300	9-0	10	5	3	2	0	0	0	5	.500	4	0	5	0	.500	0	0	0-0	0	0	0	.000
TOTAL	.273	10-0	11	5	3	2	0	0	0	5	.455	4	0	5	0	.467	0	0	0-0	0	0	0	.000

SINGLE-GAME HIGHS [all-time ranking]:

Hits: 1, Georgia Southern, Feb 20, 2022; Iona, Feb 25, 2022; Iona, Feb 26, 2022

Doubles: 1, Georgia Southern, Feb 20, 2022; Iona, Feb 25, 2022

Total bases: 2, Georgia Southern, Feb 20, 2022; Iona, Feb 25, 2022

Runs scored: 2, Iona, Feb 25, 2022

Walks: 2, Iona, Feb 25, 2022

Struck out: 1, 5 times

At bats: 2, Georgia Southern, Feb 20, 2022; Iona, Feb 26, 2022



Tennessee Volunteers Baseball Individual Career History



Wyatt Evans

Year	avg	gp-gs	ab	r	h	2b	3b	hr	rbi	tb	slg%	bb	hbp	so	gdp	ob%	sf	sh	sb-att	po	a	e	fld%
2022	.000	0-0	0	0	0	0	0	0	0	0	.000	0	0	0	0	.000	0	0	0-0	0	1	0	1.000
TOTAL	.000	0-0	0	0	0	0	0	0	0	0	.000	0	0	0	0	.000	0	0	0-0	0	1	0	1.000

Year	era	w-l	app	gs	cq	sho	sv	ip	h	r	er	bb	so	2b	3b	hr	bf	bavg	wp	hbp	bk	sfa	sha
2022	1.23	0-0	8	0	0	0/2	0	7.1	3	1	1	0	9	1	0	1	26	.125	0	2	0	0	0
TOTAL	1.23	0-0	8	0	0	0/2	0	7.1	3	1	1	0	9	1	0	1	26	.125	0	2	0	0	0

SINGLE-GAME HIGHS [all-time ranking]:

Innings pitched: 1.0, 6 times

Strikeouts: 2, James Madison, Mar 09, 2022; at Ole Miss, Mar 26, 2022

Batters faced: 4, 4 times

Field chances: 1, Iona, Feb 26, 2022

Assists: 1, Iona, Feb 26, 2022

Hollis Fanning

Year	avg	gp-gs	ab	r	h	2b	3b	hr	rbi	tb	slg%	bb	hbp	so	gdp	ob%	sf	sh	sb-att	po	a	e	fld%
2021	.000	0-0	0	0	0	0	0	0	0	0	.000	0	0	0	0	.000	0	0	0-0	1	0	0	1.000
2022	.000	0-0	0	0	0	0	0	0	0	0	.000	0	0	0	0	.000	0	0	0-0	1	0	0	1.000
TOTAL	.000	0-0	0	0	0	0	0	0	0	0	.000	0	0	0	0	.000	0	0	0-0	2	0	0	1.000

Year	era	w-l	app	gs	cq	sho	sv	ip	h	r	er	bb	so	2b	3b	hr	bf	bavg	wp	hbp	bk	sfa	sha
2021	6.75	0-0	4	0	0	0/0	0	2.2	5	2	2	0	2	3	0	0	13	.385	0	0	0	0	0
2022	0.00	0-0	2	0	0	0/0	0	2.0	4	2	0	0	2	0	0	0	11	.400	0	0	0	1	0
TOTAL	3.86	0-0	6	0	0	0/0	0	4.2	9	4	2	0	4	3	0	0	24	.391	0	0	0	1	0

SINGLE-GAME HIGHS [all-time ranking]:

Innings pitched: 1.1, Iona, Feb 27, 2022

Strikeouts: 1, 4 times

Batters faced: 6, Arkansas-Pine Bluff, Feb 24, 2021; Iona, Feb 27, 2022

Field chances: 1, Iona, Feb 27, 2022; Tennessee Tech, May 11, 2021

Putouts: 1, Iona, Feb 27, 2022; Tennessee Tech, May 11, 2021



Tennessee Volunteers Baseball Individual Career History



Jake Fitzgibbons

Year	avg	gp-gs	ab	r	h	2b	3b	hr	rbi	tb	slg%	bb	hbp	so	gdp	ob%	sf	sh	sb-att	po	a	e	fld%
2021	.000	0-0	0	0	0	0	0	0	0	0	.000	0	0	0	0	.000	0	0	0-0	0	2	0	1.000
TOTAL	.000	0-0	0	0	0	0	0	0	0	0	.000	0	0	0	0	.000	0	0	0-0	0	2	0	1.000

Year	era	w-l	app	gs	cq	sho	sv	ip	h	r	er	bb	so	2b	3b	hr	bf	bavg	wp	hbp	bk	sfa	sha
2021	8.31	1-0	7	3	0	0/0	0	8.2	13	13	8	6	6	2	0	2	45	.333	3	0	0	0	0
2022	3.86	0-0	6	1	0	0/1	0	7.0	2	3	3	9	10	0	0	1	32	.087	1	0	0	0	0
TOTAL	6.32	1-0	13	4	0	0/1	0	15.2	15	16	11	15	16	2	0	3	77	.242	4	0	0	0	0

SINGLE-GAME HIGHS [all-time ranking]:

Innings pitched: 3.1, Western Carolina, Mar 30, 2021

Walks allowed: 4 [t-6th], James Madison, Mar 09, 2022

Strikeouts: 4, James Madison, Mar 09, 2022; Western Carolina, Mar 30, 2021

Batters faced: 13, James Madison, Mar 09, 2022

Field chances: 1, Eastern Kentucky, Apr 06, 2021; Eastern Kentucky, Mar 23, 2021

Assists: 1, Eastern Kentucky, Apr 06, 2021; Eastern Kentucky, Mar 23, 2021

Runners CS: 1 [t-8th], Eastern Kentucky, Mar 23, 2021

Drew Gilbert

Year	avg	gp-gs	ab	r	h	2b	3b	hr	rbi	tb	slg%	bb	hbp	so	gdp	ob%	sf	sh	sb-att	po	a	e	fld%
2020	.350	15-10	40	15	14	3	0	1	8	20	.500	7	4	6	0	.490	0	0	2-2	7	1	1	.889
2021	.274	67-67	270	41	74	12	1	10	62	118	.437	15	14	40	3	.341	3	1	10-11	138	1	2	.986
2022	.490	18-18	51	23	25	9	2	2	27	44	.863	17	2	8	0	.611	2	0	2-3	24	1	1	.962
TOTAL	.313	100-95	361	79	113	24	3	13	97	182	.504	39	20	54	3	.405	5	1	14-16	169	3	4	.977

Year	era	w-l	app	gs	cq	sho	sv	ip	h	r	er	bb	so	2b	3b	hr	bf	bavg	wp	hbp	bk	sfa	sha
2020	5.62	1-0	4	0	0	0/2	0	8.0	9	5	5	2	9	4	0	1	36	.290	0	2	0	0	1
2021	0.00	1-0	7	0	0	0/1	0	8.1	3	0	0	5	8	1	0	0	33	.115	1	2	0	0	0
TOTAL	2.76	2-0	11	0	0	0/3	0	16.1	12	5	5	7	17	5	0	1	69	.211	1	4	0	0	1

SINGLE-GAME HIGHS [all-time ranking]:

Hits: 4 [t-3rd], at Texas A&M, Apr 25, 2021; George Washington, Feb 29, 2020; at MIZZOU, May 09, 2021

Doubles: 2 [t-4th], Iona, Feb 26, 2022; at Ole Miss, Mar 26, 2022; at MIZZOU, May 08, 2021

Triples: 1 [t-1st], UNC Asheville, Feb 23, 2022; at Ole Miss, Mar 27, 2022; at South Carolina, May 20, 2021

Home runs: 2 [t-3rd], at Georgia Southern, Feb 20, 2021; UNC Greensboro, Mar 14, 2021

Total bases: 8, at Georgia Southern, Feb 20, 2021; George Washington, Feb 29, 2020; UNC Greensboro, Mar 14, 2021

RBI: 5 [t-8th], UNC Greensboro, Mar 14, 2021

Runs scored: 3 [t-10th], 4 times

Walks: 3 [t-5th], South Carolina, Mar 19, 2022

Hit by pitch: 2 [t-1st], Charlotte, Feb 18, 2020; vs Texas, Mar 04, 2022

Struck out: 3, Florida, Apr 11, 2021

Sac flies: 1 [t-5th], 5 times

Sac bunts: 1 [t-10th], Arkansas, May 15, 2021

At bats: 6 [t-3rd], at Western Carolina, Apr 13, 2021; at Texas A&M, Apr 25, 2021

Stolen bases: 2 [t-9th], South Carolina, Mar 19, 2022

Caught stealing: 1 [t-2nd], Kentucky, Apr 29, 2021; vs Texas, Mar 04, 2022

Innings pitched: 4.1, vs Stanford, Feb 23, 2020

Walks allowed: 3, Tennessee Tech, Apr 20, 2021

Strikeouts: 3, 4 times

Batters faced: 17, vs Stanford, Feb 23, 2020

Field chances: 7, at Texas A&M, Apr 24, 2021

Putouts: 7, at Texas A&M, Apr 24, 2021

Assists: 1, Tennessee Tech, Apr 20, 2021; vs Stanford, Feb 23, 2020; vs Texas, Mar 04, 2022



Tennessee Volunteers Baseball Individual Career History



Ben Joyce

Year	avg	gp-gs	ab	r	h	2b	3b	hr	rbi	tb	slg%	bb	hbp	so	gdp	ob%	sf	sh	sb-att	po	a	e	fld%
2022	.000	0-0	0	0	0	0	0	0	0	0	.000	0	0	0	0	.000	0	0	0-0	2	0	1	.667
TOTAL	.000	0-0	0	0	0	0	0	0	0	0	.000	0	0	0	0	.000	0	0	0-0	2	0	1	.667

Year	era	w-l	app	gs	cq	sho	sv	ip	h	r	er	bb	so	2b	3b	hr	bf	bavg	wp	hbp	bk	sfa	sha
2022	0.00	0-0	12	0	0	0/4	0	8.2	5	2	0	3	14	1	0	1	36	.156	1	1	0	0	0
TOTAL	0.00	0-0	12	0	0	0/4	0	8.2	5	2	0	3	14	1	0	1	36	.156	1	1	0	0	0

SINGLE-GAME HIGHS [all-time ranking]:

Innings pitched: 2.0, Rhode Island, Mar 11, 2022

Walks allowed: 1, vs Oklahoma, Mar 06, 2022; James Madison, Mar 09, 2022

Strikeouts: 2, 6 times

Batters faced: 7, Rhode Island, Mar 11, 2022

Field chances: 1, UNC Asheville, Feb 23, 2022

Putouts: 1, UNC Asheville, Feb 23, 2022

Cortland Lawson

Year	avg	gp-gs	ab	r	h	2b	3b	hr	rbi	tb	slg%	bb	hbp	so	gdp	ob%	sf	sh	sb-att	po	a	e	fld%
2021	.357	13-2	14	4	5	1	0	1	3	9	.643	0	2	5	0	.438	0	0	0-0	3	14	2	.895
2022	.276	24-24	76	22	21	1	1	6	21	42	.553	19	2	23	1	.429	1	1	1-2	21	55	2	.974
TOTAL	.289	37-26	90	26	26	2	1	7	24	51	.567	19	4	28	1	.430	1	1	1-2	24	69	4	.959

SINGLE-GAME HIGHS [all-time ranking]:

Hits: 2, 4 times

Doubles: 1, Arkansas-Pine Bluff, Feb 23, 2021; vs Texas, Mar 04, 2022

Triples: 1 [t-1st], at Ole Miss, Mar 25, 2022

Home runs: 1, 6 times

Total bases: 5, Iona, Feb 25, 2022; South Carolina, Mar 18, 2022

RBI: 3, at Ole Miss, Mar 25, 2022

Runs scored: 4 [t-2nd], Iona, Feb 25, 2022

Walks: 2, 6 times

Hit by pitch: 1, 4 times

Struck out: 3, James Madison, Mar 09, 2022; Eastern Kentucky, Mar 15, 2022

Sac flies: 1 [t-5th], Western Carolina, Mar 30, 2022

Sac bunts: 1 [t-10th], at Ole Miss, Mar 26, 2022

At bats: 5, James Madison, Mar 08, 2022; Rhode Island, Mar 11, 2022

Stolen bases: 1, Rhode Island, Mar 11, 2022

Caught stealing: 1 [t-2nd], Rhode Island, Mar 11, 2022

Field chances: 7, Eastern Kentucky, Apr 06, 2021; James Madison, Mar 08, 2022; Rhode Island, Mar 11, 2022

Putouts: 3, James Madison, Mar 08, 2022

Assists: 7 [t-2nd], Eastern Kentucky, Apr 06, 2021



Tennessee Volunteers Baseball Individual Career History



Luc Lipcius

Year	avg	gp-gs	ab	r	h	2b	3b	hr	rbi	tb	slg%	bb	hbp	so	gdp	ob%	sf	sh	sb-att	po	a	e	fld%
2017	.256	33-20	86	8	22	3	0	1	8	28	.326	9	4	16	0	.354	0	1	3-4	40	2	0	1.000
2018	.125	20-4	24	4	3	0	0	0	0	3	.125	7	0	8	1	.313	1	0	0-0	47	2	2	.961
2019	.347	16-16	49	15	17	4	2	3	14	34	.694	10	1	10	0	.459	1	0	1-1	113	16	1	.992
2020	.326	17-15	43	13	14	7	1	2	15	29	.674	16	2	8	0	.525	0	0	3-3	109	15	1	.992
2021	.240	67-64	225	48	54	9	0	15	42	108	.480	36	6	64	1	.357	2	0	6-6	493	38	1	.998
2022	.294	25-25	68	27	20	5	0	6	15	43	.632	23	1	22	0	.463	3	1	8-9	137	15	2	.987
TOTAL	.263	178-144	495	115	130	28	3	27	94	245	.495	101	14	128	2	.397	7	2	21-23	939	88	7	.993

SINGLE-GAME HIGHS [all-time ranking]:

Hits: 3, at Alabama, Apr 4, 2021; Northern Kentucky, Feb 19, 2019; UNC Greensboro, Mar 13, 2021

Doubles: 2 [t-4th], Western Illinois, Feb 16, 2020; ETSU, Mar 10, 2020

Triples: 1 [t-1st], Northern Kentucky, Feb 19, 2019; vs Stanford, Feb 23, 2020; vs Troy, Mar 05, 2019

Home runs: 2 [t-3rd], at Liberty, Jun 05, 2021

Total bases: 8, Northern Kentucky, Feb 19, 2019; at Liberty, Jun 05, 2021

RBI: 5 [t-8th], Northern Kentucky, Feb 19, 2019

Runs scored: 3 [t-10th], at Liberty, Jun 05, 2021; vs North Florida, Mar 02, 2019; Western Carolina, Mar 30, 2022

Walks: 3 [t-5th], 4 times

Hit by pitch: 2 [t-1st], Belmont, May 09, 2017

Struck out: 4 [t-1st], vs Virginia, Jun 20, 2021; vs Texas, Mar 04, 2022; South Carolina, Mar 20, 2022

Sac flies: 1 [t-5th], 7 times

Sac bunts: 1 [t-10th], James Madison, Mar 09, 2022; Morehead State, May 16, 2017

At bats: 6 [t-3rd], at Texas A&M, Apr 23, 2017; at Texas A&M, Apr 25, 2021; at Georgia, Mar 19, 2021

Stolen bases: 2 [t-9th], Western Carolina, Mar 30, 2022

Caught stealing: 1 [t-2nd], at Vanderbilt, Apr 28, 2017; Rhode Island, Mar 11, 2022

Field chances: 16, at Georgia Southern, Feb 20, 2021

Putouts: 15 [t-7th], at Georgia Southern, Feb 20, 2021

Assists: 5, vs Mississippi State, May 27, 2021

Trey Lipscomb

Year	avg	gp-gs	ab	r	h	2b	3b	hr	rbi	tb	slg%	bb	hbp	so	gdp	ob%	sf	sh	sb-att	po	a	e	fld%
2019	.071	12-1	14	0	1	1	0	0	1	2	.143	0	0	2	0	.071	0	0	0-0	4	3	0	1.000
2020	.269	11-5	26	8	7	0	0	1	9	10	.385	7	0	1	0	.400	2	0	2-2	15	5	1	.952
2021	.310	14-6	29	7	9	3	0	1	9	15	.517	4	1	6	1	.412	0	0	1-2	10	9	0	1.000
2022	.370	25-25	92	28	34	7	2	10	44	75	.815	11	3	12	3	.440	3	0	1-1	11	32	4	.915
TOTAL	.317	62-37	161	43	51	11	2	12	63	102	.634	22	4	21	4	.401	5	0	4-5	40	49	5	.947

SINGLE-GAME HIGHS [all-time ranking]:

Hits: 5 [t-1st], Iona, Feb 25, 2022

Doubles: 2 [t-4th], Eastern Kentucky, Apr 06, 2021; Iona, Feb 25, 2022; Rhode Island, Mar 11, 2022

Triples: 1 [t-1st], Iona, Feb 25, 2022; Iona, Feb 26, 2022

Home runs: 2 [t-3rd], Eastern Kentucky, Mar 15, 2022

Total bases: 12 [t-1st], Iona, Feb 25, 2022

RBI: 9 [1st], Iona, Feb 25, 2022

Runs scored: 3 [t-10th], Iona, Feb 25, 2022

Walks: 3 [t-5th], James Madison, Mar 08, 2022

Hit by pitch: 1, 4 times

Struck out: 3, South Carolina, Mar 19, 2022

Sac flies: 1 [t-5th], 5 times

At bats: 7 [t-1st], Longwood, Mar 03, 2020

Stolen bases: 1, 4 times

Caught stealing: 1 [t-2nd], Tennessee Tech, May 11, 2021

Field chances: 8, Western Illinois, Feb 15, 2020

Putouts: 8, Western Illinois, Feb 15, 2020

Assists: 4, Eastern Kentucky, Apr 06, 2021



Tennessee Volunteers Baseball Individual Career History



Will Mabrey

Year	avg	gp-gs	ab	r	h	2b	3b	hr	rbi	tb	slg%	bb	hbp	so	gdp	ob%	sf	sh	sb-att	po	a	e	fld%
2020	.000	5-0	0	0	0	0	0	0	0	0	.000	0	0	0	0	.000	0	0	0-0	2	1	0	1.000
2022	.000	0-0	0	0	0	0	0	0	0	0	.000	0	0	0	0	.000	0	0	0-0	1	4	0	1.000
TOTAL	.000	5-0	0	0	0	0	0	0	0	0	.000	0	0	0	0	.000	0	0	0-0	3	5	0	1.000

Year	era	w-l	app	gs	cq	sho	sv	ip	h	r	er	bb	so	2b	3b	hr	bf	bavg	wp	hbp	bk	sfa	sha
2020	2.25	0-0	5	0	0	0/0	0	4.0	2	1	1	1	3	0	0	0	14	.154	0	0	0	0	0
2021	1.12	0-0	12	0	0	0/0	0	8.0	8	2	1	2	9	0	0	1	32	.276	0	1	0	0	0
2022	1.59	2-0	11	0	0	0/3	0	17.0	8	3	3	2	24	2	1	1	60	.148	0	2	0	0	2
TOTAL	1.55	2-0	28	0	0	0/3	0	29.0	18	6	5	5	36	2	1	2	106	.188	0	3	0	0	2

SINGLE-GAME HIGHS [all-time ranking]:

Innings pitched: 5.0, James Madison, Mar 09, 2022

Walks allowed: 1, 5 times

Strikeouts: 8, James Madison, Mar 09, 2022

Batters faced: 17, James Madison, Mar 09, 2022

Field chances: 2, UNC Asheville, Feb 26, 2020; South Carolina, Mar 19, 2022

Putouts: 1, Charlotte, Feb 18, 2020; UNC Asheville, Feb 26, 2020; South Carolina, Mar 19, 2022

Assists: 1, 5 times

Runners CS: 1 [t-8th], Arkansas-Pine Bluff, Feb 23, 2021

Mark McLaughlin

Year	avg	gp-gs	ab	r	h	2b	3b	hr	rbi	tb	slg%	bb	hbp	so	gdp	ob%	sf	sh	sb-att	po	a	e	fld%
2020	.000	5-1	0	0	0	0	0	0	0	0	.000	0	0	0	0	.000	0	0	0-0	2	1	0	1.000
2021	.000	0-0	0	0	0	0	0	0	0	0	.000	0	0	0	0	.000	0	0	0-0	2	1	0	1.000
2022	.000	0-0	0	0	0	0	0	0	0	0	.000	0	0	0	0	.000	0	0	0-0	1	1	0	1.000
TOTAL	.000	5-1	0	0	0	0	0	0	0	0	.000	0	0	0	0	.000	0	0	0-0	5	3	0	1.000

Year	era	w-l	app	gs	cq	sho	sv	ip	h	r	er	bb	so	2b	3b	hr	bf	bavg	wp	hbp	bk	sfa	sha
2020	1.80	1-0	5	1	0	0/1	0	10.0	5	2	2	1	12	1	0	1	35	.147	0	0	0	0	0
2021	1.83	2-0	15	5	0	0/1	0	34.1	15	8	7	21	40	2	0	0	138	.130	1	1	0	0	0
2022	1.54	0-0	11	0	0	0/2	0	11.2	7	2	2	2	23	0	0	2	44	.167	0	0	0	0	0
TOTAL	1.77	3-0	31	6	0	0/4	0	56.0	27	12	11	24	75	3	0	3	217	.141	1	1	0	0	0

SINGLE-GAME HIGHS [all-time ranking]:

Innings pitched: 5.0, UNC Asheville, Feb 26, 2020; UNC Greensboro, Mar 13, 2021

Walks allowed: 3, 4 times

Strikeouts: 6, Lipscomb, Apr 27, 2021; Arkansas-Pine Bluff, Feb 24, 2021; UNC Greensboro, Mar 13, 2021

Batters faced: 20, UNC Greensboro, Mar 13, 2021

Field chances: 2, UNC Asheville, Feb 26, 2020

Putouts: 1, 5 times

Assists: 1, Vanderbilt, Apr 18, 2021; UNC Asheville, Feb 26, 2020

Runners CS: 1 [t-8th], Florida, Apr 10, 2021; Vanderbilt, Apr 18, 2021



Tennessee Volunteers Baseball Individual Career History



Christian Moore

Year	avg	gp-gs	ab	r	h	2b	3b	hr	rbi	tb	slg%	bb	hbp	so	gdp	ob%	sf	sh	sb-att	po	a	e	fld%
2022	.390	16-11	41	18	16	2	2	8	20	46	1.122	11	1	14	0	.519	1	0	0-0	4	6	0	1.000
TOTAL	.390	16-11	41	18	16	2	2	8	20	46	1.122	11	1	14	0	.519	1	0	0-0	4	6	0	1.000

SINGLE-GAME HIGHS [all-time ranking]:

Hits: 3, vs Oklahoma, Mar 06, 2022

Doubles: 1, vs Oklahoma, Mar 06, 2022; South Carolina, Mar 20, 2022

Triples: 1 [t-1st], Rhode Island, Mar 11, 2022; Western Carolina, Mar 30, 2022

Home runs: 1, 8 times

Total bases: 7, vs Oklahoma, Mar 06, 2022; Rhode Island, Mar 11, 2022; Western Carolina, Mar 30, 2022

RBI: 5 [t-8th], Iona, Feb 26, 2022

Runs scored: 3 [t-10th], Iona, Feb 26, 2022

Walks: 3 [t-5th], Iona, Feb 26, 2022

Struck out: 2, Iona, Feb 25, 2022; at Ole Miss, Mar 25, 2022

Sac flies: 1 [t-5th], Iona, Feb 26, 2022

At bats: 5, Western Carolina, Mar 30, 2022

Field chances: 7, Western Carolina, Mar 30, 2022

Putouts: 3, Western Carolina, Mar 30, 2022

Assists: 4, Western Carolina, Mar 30, 2022

Jorel Ortega

Year	avg	gp-gs	ab	r	h	2b	3b	hr	rbi	tb	slg%	bb	hbp	so	gdp	ob%	sf	sh	sb-att	po	a	e	fld%
2021	.148	13-4	27	9	4	1	0	1	3	8	.296	6	2	12	0	.333	1	0	0-0	3	3	1	.857
2022	.312	25-22	77	20	24	7	2	4	17	47	.610	12	1	12	1	.411	0	0	2-3	46	36	5	.943
TOTAL	.269	38-26	104	29	28	8	2	5	20	55	.529	18	3	24	1	.389	1	0	2-3	49	39	6	.936

SINGLE-GAME HIGHS [all-time ranking]:

Hits: 3, Georgia Southern, Feb 18, 2022; James Madison, Mar 08, 2022

Doubles: 2 [t-4th], vs Baylor, Mar 05, 2022; James Madison, Mar 08, 2022

Triples: 1 [t-1st], Georgia Southern, Feb 20, 2022; ETSU, Mar 01, 2022

Home runs: 1, 4 times

Total bases: 6, Georgia Southern, Feb 18, 2022

RBI: 3, Georgia Southern, Feb 18, 2022

Runs scored: 3 [t-10th], Iona, Feb 26, 2022

Walks: 3 [t-5th], Eastern Kentucky, Mar 23, 2021

Hit by pitch: 1, Eastern Kentucky, Apr 06, 2021; Arkansas-Pine Bluff, Feb 23, 2021; ETSU, Mar 01, 2022

Struck out: 2, at Georgia Southern, Feb 20, 2021; Indiana State, Feb 27, 2021; Eastern Kentucky, Mar 15, 2022

Sac flies: 1 [t-5th], Arkansas-Pine Bluff, Feb 23, 2021

At bats: 5, vs Baylor, Mar 05, 2022; at Ole Miss, Mar 26, 2022

Stolen bases: 2 [t-9th], UNC Asheville, Feb 23, 2022

Caught stealing: 1 [t-2nd], Rhode Island, Mar 13, 2022

Field chances: 9, Georgia Southern, Feb 20, 2022

Putouts: 4, Georgia Southern, Feb 20, 2022; James Madison, Mar 08, 2022

Assists: 5, Georgia Southern, Feb 20, 2022



Tennessee Volunteers Baseball Individual Career History



Drew Patterson

Year	avg	gp-gs	ab	r	h	2b	3b	hr	rbi	tb	slg%	bb	hbp	so	gdp	ob%	sf	sh	sb-att	po	a	e	fld%
2022	0.00	0-0	2	0	0	0/0	0	2.0	0	0	0	0	3	0	0	0	6	.000	0	0	0	0	0
TOTAL	0.00	0-0	2	0	0	0/0	0	2.0	0	0	0	0	3	0	0	0	6	.000	0	0	0	0	0

SINGLE-GAME HIGHS [all-time ranking]:

Innings pitched: 1.0, Iona, Feb 25, 2022; Rhode Island, Mar 13, 2022

Strikeouts: 2, Iona, Feb 25, 2022

Batters faced: 3, Iona, Feb 25, 2022; Rhode Island, Mar 13, 2022

Ethan Payne

Year	avg	gp-gs	ab	r	h	2b	3b	hr	rbi	tb	slg%	bb	hbp	so	gdp	ob%	sf	sh	sb-att	po	a	e	fld%
2021	.182	13-0	11	5	2	0	0	0	0	2	.182	2	0	5	0	.308	0	0	0-0	7	2	0	1.000
2022	.273	12-0	11	5	3	2	0	0	1	5	.455	2	1	6	0	.429	0	0	0-0	6	1	0	1.000
TOTAL	.227	25-0	22	10	5	2	0	0	1	7	.318	4	1	11	0	.370	0	0	0-0	13	3	0	1.000

SINGLE-GAME HIGHS [all-time ranking]:

Hits: 1, 5 times

Doubles: 1, UNC Asheville, Feb 23, 2022; Iona, Feb 26, 2022

Total bases: 2, UNC Asheville, Feb 23, 2022; Iona, Feb 26, 2022

RBI: 1, Rhode Island, Mar 11, 2022

Runs scored: 1, 10 times

Walks: 1, 4 times

Hit by pitch: 1, Iona, Feb 25, 2022

Struck out: 2, Arkansas-Pine Bluff, Feb 23, 2021

At bats: 3, Arkansas-Pine Bluff, Feb 23, 2021; UNC Asheville, Feb 23, 2022

Field chances: 5, Arkansas-Pine Bluff, Feb 24, 2021

Putouts: 4, Arkansas-Pine Bluff, Feb 24, 2021

Assists: 1, Arkansas-Pine Bluff, Feb 23, 2021; Arkansas-Pine Bluff, Feb 24, 2021; Iona, Feb 27, 2022



Tennessee Volunteers Baseball Individual Career History



Evan Russell

Year	avg	gp-gs	ab	r	h	2b	3b	hr	rbi	tb	slg%	bb	hbp	so	gdp	ob%	sf	sh	sb-att	po	a	e	fld%
2018	.260	42-35	127	19	33	2	2	3	23	48	.378	16	5	26	4	.358	3	0	1-2	51	4	3	.948
2019	.274	55-50	168	30	46	11	0	6	39	75	.446	30	3	42	1	.382	6	0	5-5	16	0	2	.889
2020	.271	16-13	48	14	13	3	0	2	12	22	.458	9	2	10	1	.393	2	0	3-3	16	3	0	1.000
2021	.238	63-55	206	41	49	10	1	14	43	103	.500	29	4	62	7	.342	1	1	3-5	109	5	0	1.000
2022	.338	22-21	80	18	27	9	1	6	24	56	.700	11	0	17	2	.418	0	0	3-3	213	8	1	.995
TOTAL	.267	198-174	629	122	168	35	4	31	141	304	.483	95	14	157	15	.369	12	1	15-18	405	20	6	.986

SINGLE-GAME HIGHS [all-time ranking]:

Hits: 3, 8 times

Doubles: 2 [t-4th], 5 times

Triples: 1 [t-1st], 4 times

Home runs: 3 [t-1st], Vanderbilt, Apr 17, 2021; LSU, Mar 27, 2021

Total bases: 12 [t-1st], Vanderbilt, Apr 17, 2021; LSU, Mar 27, 2021

RBI: 6 [t-2nd], Vanderbilt, Apr 17, 2021; at Texas A&M, Apr 25, 2021

Runs scored: 3 [t-10th], 6 times

Walks: 4 [t-1st], Northern Kentucky, Feb 19, 2019; vs North Florida, Mar 02, 2019

Hit by pitch: 1, 14 times

Struck out: 3, 6 times

Sac flies: 2 [t-1st], Texas A&M, Apr 20, 2018; Ole Miss, May 17, 2019

Sac bunts: 1 [t-10th], ETSU, Mar 16, 2021

At bats: 6 [t-3rd], vs Houston, Feb 22, 2020

Stolen bases: 1, 15 times

Caught stealing: 1 [t-2nd], at Western Carolina, Apr 13, 2021; at South Carolina, Mar 30, 2018; vs Mississippi State, May 27, 2021

Field chances: 16, Rhode Island, Mar 11, 2022

Putouts: 15 [t-7th], ETSU, Mar 01, 2022; Rhode Island, Mar 11, 2022; at Ole Miss, Mar 26, 2022

Assists: 2, Florida, Apr 07, 2018; Iona, Feb 26, 2022

Runners CS: 1 [t-8th], 4 times

Christian Scott

Year	avg	gp-gs	ab	r	h	2b	3b	hr	rbi	tb	slg%	bb	hbp	so	gdp	ob%	sf	sh	sb-att	po	a	e	fld%
2019	.321	21-7	28	5	9	3	0	0	1	12	.429	9	0	8	0	.486	0	0	1-1	11	0	0	1.000
2020	.286	13-1	14	5	4	0	0	0	3	4	.286	1	0	6	0	.313	1	0	1-1	7	1	0	1.000
2021	.286	31-9	42	14	12	4	0	0	5	16	.381	10	0	7	2	.415	1	1	2-2	21	1	0	1.000
2022	.206	21-5	34	10	7	1	0	4	13	20	.588	7	0	7	0	.333	1	0	2-3	16	0	0	1.000
TOTAL	.271	86-22	118	34	32	8	0	4	22	52	.441	27	0	28	2	.399	3	1	6-7	55	2	0	1.000

SINGLE-GAME HIGHS [all-time ranking]:

Hits: 3, Northern Kentucky, Feb 19, 2019

Doubles: 2 [t-4th], Arkansas-Pine Bluff, Feb 23, 2021

Home runs: 1, 4 times

Total bases: 5, Rhode Island, Mar 11, 2022

RBI: 4, Iona, Feb 26, 2022

Runs scored: 2, 4 times

Walks: 2, 4 times

Struck out: 3, vs Oklahoma, Mar 06, 2022

Sac flies: 1 [t-5th], Arkansas-Pine Bluff, Feb 24, 2021; Iona, Feb 25, 2022; Longwood, Mar 03, 2020

Sac bunts: 1 [t-10th], Tennessee Tech, Apr 20, 2021

At bats: 4, 6 times

Stolen bases: 1, 6 times

Caught stealing: 1 [t-2nd], Rhode Island, Mar 11, 2022

Field chances: 4, at Georgia Southern, Feb 19, 2021; vs Stanford, Feb 23, 2020; at Austin Peay, Mar 03, 2021

Putouts: 4, at Georgia Southern, Feb 19, 2021; at Austin Peay, Mar 03, 2021

Assists: 1, vs Stanford, Feb 23, 2020; Georgia State, Mar 06, 2021



Tennessee Volunteers Baseball Individual Career History



Zander Sechrist

Year	avg	gp-gs	ab	r	h	2b	3b	hr	rbi	tb	slg%	bb	hbp	so	gdp	ob%	sf	sh	sb-att	po	a	e	fld%
2021	.000	0-0	0	0	0	0	0	0	0	0	.000	0	0	0	0	.000	0	0	0-0	0	1	0	1.000
2022	.000	0-0	0	0	0	0	0	0	0	0	.000	0	0	0	0	.000	0	0	0-0	0	2	0	1.000
TOTAL	.000	0-0	0	0	0	0	0	0	0	0	.000	0	0	0	0	.000	0	0	0-0	0	3	0	1.000

Year	era	w-l	app	gs	cq	sho	sv	ip	h	r	er	bb	so	2b	3b	hr	bf	bavg	wp	hbp	bk	sfa	sha
2021	2.89	2-0	8	0	0	0/1	0	9.1	8	4	3	1	11	0	0	1	35	.242	0	0	0	1	0
2022	2.01	2-0	7	6	0	0/0	0	22.1	17	5	5	6	30	4	0	3	86	.218	0	2	0	0	0
TOTAL	2.27	4-0	15	6	0	0/1	0	31.2	25	9	8	7	41	4	0	4	121	.225	0	2	0	1	0

SINGLE-GAME HIGHS [all-time ranking]:

Innings pitched: 5.0, Eastern Kentucky, Mar 15, 2022

Walks allowed: 2, James Madison, Mar 08, 2022

Strikeouts: 7, UNC Asheville, Feb 23, 2022; Eastern Kentucky, Mar 15, 2022

Batters faced: 18, ETSU, Mar 01, 2022; Eastern Kentucky, Mar 15, 2022

Field chances: 1, James Madison, Mar 08, 2022; ETSU, Mar 16, 2021

Assists: 1, James Madison, Mar 08, 2022; ETSU, Mar 16, 2021

Runners CS: 1 [t-8th], James Madison, Mar 08, 2022; ETSU, Mar 16, 2021; Western Carolina, Mar 30, 2022

Camden Sewell

Year	avg	gp-gs	ab	r	h	2b	3b	hr	rbi	tb	slg%	bb	hbp	so	gdp	ob%	sf	sh	sb-att	po	a	e	fld%
2019	.000	0-0	0	0	0	0	0	0	0	0	.000	0	0	0	0	.000	0	0	0-0	6	5	0	1.000
2020	.000	1-1	0	0	0	0	0	0	0	0	.000	0	0	0	0	.000	0	0	0-0	0	0	0	.000
2021	.000	0-0	0	0	0	0	0	0	0	0	.000	0	0	0	0	.000	0	0	0-0	4	8	0	1.000
2022	.000	0-0	0	0	0	0	0	0	0	0	.000	0	0	0	0	.000	0	0	0-0	1	3	0	1.000
TOTAL	.000	1-1	0	0	0	0	0	0	0	0	.000	0	0	0	0	.000	0	0	0-0	11	16	0	1.000

Year	era	w-l	app	gs	cq	sho	sv	ip	h	r	er	bb	so	2b	3b	hr	bf	bavg	wp	hbp	bk	sfa	sha
2019	2.18	4-1	20	5	0	0/4	1	45.1	29	12	11	22	43	4	0	6	182	.185	2	1	0	0	2
2020	3.00	0-0	1	1	0	0/0	0	3.0	1	1	1	1	5	0	0	1	11	.100	0	0	0	0	0
2021	2.82	4-1	23	3	0	0/2	2	51.0	33	17	16	15	46	6	0	2	204	.185	6	7	0	2	2
2022	3.31	3-1	11	0	0	0/2	0	16.1	14	7	6	2	21	5	0	1	64	.233	0	2	0	0	0
TOTAL	2.65	11-3	55	9	0	0/8	3	115.2	77	37	34	40	115	15	0	10	461	.190	8	10	0	2	4

SINGLE-GAME HIGHS [all-time ranking]:

Innings pitched: 6.0, Middle Tennessee, Feb 27, 2019; vs Florida, May 29, 2021

Walks allowed: 3, Morehead State, Apr 16, 2019; Missouri, May 05, 2019; Ole Miss, May 17, 2019

Strikeouts: 7, ETSU, Mar 01, 2022

Batters faced: 22, Morehead State, Apr 16, 2019

Field chances: 3, vs UNCW, Jun 01, 2019

Putouts: 2, Middle Tennessee, Feb 27, 2019; vs UNCW, Jun 01, 2019

Assists: 2, vs Florida, May 29, 2021

Runners CS: 2 [t-1st], Missouri, May 05, 2019



Tennessee Volunteers Baseball Individual Career History



Ethan Smith

Year	avg	gp-gs	ab	r	h	2b	3b	hr	rbi	tb	slg%	bb	hbp	so	gdp	ob%	sf	sh	sb-att	po	a	e	fld%
2022	13.50	1-0	3	0	0	0/0	0	2.0	5	3	3	3	1	1	0	1	11	.714	2	0	0	1	0
TOTAL	13.50	1-0	3	0	0	0/0	0	2.0	5	3	3	3	1	1	0	1	11	.714	2	0	0	1	0

SINGLE-GAME HIGHS [all-time ranking]:

Innings pitched: 1.0, Georgia Southern, Feb 19, 2022

Walks allowed: 2, James Madison, Mar 08, 2022

Strikeouts: 1, Georgia Southern, Feb 19, 2022

Batters faced: 4, Georgia Southern, Feb 19, 2022; James Madison, Mar 08, 2022

Runners CS: 1 [t-8th], Georgia Southern, Feb 19, 2022

Logan Steenstra

Year	avg	gp-gs	ab	r	h	2b	3b	hr	rbi	tb	slg%	bb	hbp	so	gdp	ob%	sf	sh	sb-att	po	a	e	fld%
2022	.391	18-1	23	7	9	2	0	2	8	17	.739	2	5	8	0	.533	0	0	1-1	8	15	0	1.000
TOTAL	.391	18-1	23	7	9	2	0	2	8	17	.739	2	5	8	0	.533	0	0	1-1	8	15	0	1.000

SINGLE-GAME HIGHS [all-time ranking]:

Hits: 3, Iona, Feb 26, 2022

Doubles: 1, UNC Asheville, Feb 23, 2022; at Ole Miss, Mar 26, 2022

Home runs: 1, James Madison, Mar 09, 2022; Rhode Island, Mar 11, 2022

Total bases: 5, Rhode Island, Mar 11, 2022

RBI: 3, Rhode Island, Mar 11, 2022

Runs scored: 3 [t-10th], Iona, Feb 26, 2022; Rhode Island, Mar 11, 2022

Walks: 1, James Madison, Mar 08, 2022; Rhode Island, Mar 11, 2022

Hit by pitch: 2 [t-1st], UNC Asheville, Feb 23, 2022

Struck out: 2, Eastern Kentucky, Mar 15, 2022

At bats: 4, Rhode Island, Mar 11, 2022

Stolen bases: 1, James Madison, Mar 09, 2022

Field chances: 4, Rhode Island, Mar 11, 2022

Putouts: 2, James Madison, Mar 08, 2022

Assists: 3, Rhode Island, Mar 11, 2022



Tennessee Volunteers Baseball Individual Career History



Seth Stephenson

Year	avg	gp-gs	ab	r	h	2b	3b	hr	rbi	tb	slg%	bb	hbp	so	gdp	ob%	sf	sh	sb-att	po	a	e	fld%
2022	.369	23-14	65	18	24	10	1	2	16	42	.646	5	2	12	0	.431	0	0	11-13	5	1	0	1.000
TOTAL	.369	23-14	65	18	24	10	1	2	16	42	.646	5	2	12	0	.431	0	0	11-13	5	1	0	1.000

SINGLE-GAME HIGHS [all-time ranking]:

Hits: 3, Rhode Island, Mar 11, 2022; at Ole Miss, Mar 27, 2022

Doubles: 2 [t-4th], Georgia Southern, Feb 20, 2022

Triples: 1 [t-1st], Rhode Island, Mar 11, 2022

Home runs: 1, Georgia Southern, Feb 18, 2022; UNC Asheville, Feb 23, 2022

Total bases: 5, Rhode Island, Mar 11, 2022

RBI: 3, UNC Asheville, Feb 23, 2022; Rhode Island, Mar 11, 2022

Runs scored: 2, 5 times

Walks: 2, Georgia Southern, Feb 19, 2022

Hit by pitch: 1, Georgia Southern, Feb 20, 2022; at Ole Miss, Mar 26, 2022

Struck out: 2, Iona, Feb 26, 2022; at Ole Miss, Mar 26, 2022

At bats: 5, Rhode Island, Mar 11, 2022; at Ole Miss, Mar 27, 2022; Western Carolina, Mar 30, 2022

Stolen bases: 3 [t-2nd], Georgia Southern, Feb 19, 2022

Caught stealing: 1 [t-2nd], ETSU, Mar 01, 2022; Eastern Kentucky, Mar 15, 2022

Field chances: 2, Rhode Island, Mar 11, 2022

Putouts: 1, 5 times

Assists: 1, Rhode Island, Mar 11, 2022

Charlie Taylor

Year	avg	gp-gs	ab	r	h	2b	3b	hr	rbi	tb	slg%	bb	hbp	so	gdp	ob%	sf	sh	sb-att	po	a	e	fld%
2022	.111	8-4	9	3	1	1	0	0	2	2	.222	4	4	3	0	.529	0	0	2-2	50	3	0	1.000
TOTAL	.111	8-4	9	3	1	1	0	0	2	2	.222	4	4	3	0	.529	0	0	2-2	50	3	0	1.000

SINGLE-GAME HIGHS [all-time ranking]:

Hits: 1, Iona, Feb 25, 2022

Doubles: 1, Iona, Feb 25, 2022

Total bases: 2, Iona, Feb 25, 2022

RBI: 2, Iona, Feb 25, 2022

Runs scored: 2, UNC Asheville, Feb 23, 2022

Walks: 1, UNC Asheville, Feb 23, 2022; Eastern Kentucky, Mar 15, 2022; Western Carolina, Mar 30, 2022

Hit by pitch: 1, Georgia Southern, Feb 20, 2022; UNC Asheville, Feb 23, 2022; Western Carolina, Mar 30, 2022

Struck out: 2, UNC Asheville, Feb 23, 2022

At bats: 3, UNC Asheville, Feb 23, 2022

Stolen bases: 1, UNC Asheville, Feb 23, 2022; Western Carolina, Mar 30, 2022

Field chances: 18 [t-3rd], UNC Asheville, Feb 23, 2022

Putouts: 18 [2nd], UNC Asheville, Feb 23, 2022

Assists: 2, Western Carolina, Mar 30, 2022

Runners CS: 1 [t-8th], Western Carolina, Mar 30, 2022



Tennessee Volunteers Baseball Individual Career History



Blade Tidwell

Year	avg	gp-gs	ab	r	h	2b	3b	hr	rbi	tb	slg%	bb	hbp	so	gdp	ob%	sf	sh	sb-att	po	a	e	fld%
2021	.000	0-0	0	0	0	0	0	0	0	0	.000	0	0	0	0	.000	0	0	0-0	9	15	1	.960
TOTAL	.000	0-0	0	0	0	0	0	0	0	0	.000	0	0	0	0	.000	0	0	0-0	9	15	1	.960

Year	era	w-l	app	gs	cq	sho	sv	ip	h	r	er	bb	so	2b	3b	hr	bf	bavg	wp	hbp	bk	sfa	sha
2021	3.74	10-3	18	18	0	0/1	0	98.2	84	49	41	34	90	17	1	12	405	.234	5	4	1	4	4
2022	9.00	0-0	1	0	0	0/0	0	1.0	2	1	1	0	2	1	1	0	6	.333	0	0	0	0	0
TOTAL	3.79	10-3	19	18	0	0/1	0	99.2	86	50	42	34	92	18	2	12	411	.236	5	4	1	4	4

SINGLE-GAME HIGHS [all-time ranking]:

Innings pitched: 7.1, at Georgia, Mar 21, 2021

Walks allowed: 4 [t-6th], Arkansas, May 16, 2021

Strikeouts: 8, Arkansas, May 16, 2021

Batters faced: 30, at South Carolina, May 22, 2021

Field chances: 3, at Georgia Southern, Feb 20, 2021; Kentucky, May 01, 2021

Putouts: 2, at South Carolina, May 22, 2021; vs Alabama, May 28, 2021

Assists: 3, at Georgia Southern, Feb 20, 2021; Kentucky, May 01, 2021

Runners CS: 1 [t-8th], at Texas A&M, Apr 25, 2021; UNC Greensboro, Mar 14, 2021; at Georgia, Mar 21, 2021

Redmond Walsh

Year	avg	gp-gs	ab	r	h	2b	3b	hr	rbi	tb	slg%	bb	hbp	so	gdp	ob%	sf	sh	sb-att	po	a	e	fld%
2018	.000	0-0	0	0	0	0	0	0	0	0	.000	0	0	0	0	.000	0	0	0-0	1	2	0	1.000
2019	.000	0-0	0	0	0	0	0	0	0	0	.000	0	0	0	0	.000	0	0	0-0	2	5	1	.875
2020	.000	6-0	0	0	0	0	0	0	0	0	.000	0	0	0	0	.000	0	0	0-0	1	1	0	1.000
2021	.000	0-0	0	0	0	0	0	0	0	0	.000	0	0	0	0	.000	0	0	0-0	3	10	1	.929
2022	.000	0-0	0	0	0	0	0	0	0	0	.000	0	0	0	0	.000	0	0	0-0	1	3	0	1.000
TOTAL	.000	6-0	0	0	0	0	0	0	0	0	.000	0	0	0	0	.000	0	0	0-0	8	21	2	.935

Year	era	w-l	app	gs	cq	sho	sv	ip	h	r	er	bb	so	2b	3b	hr	bf	bavg	wp	hbp	bk	sfa	sha
2018	2.04	0-0	16	0	0	0/1	0	17.2	17	4	4	4	16	3	1	1	76	.243	2	1	1	1	0
2019	1.38	2-2	27	0	0	0/3	9	45.2	38	8	7	13	48	10	0	2	182	.232	1	3	0	0	2
2020	0.00	1-1	6	0	0	0/0	2	11.2	5	1	0	2	10	1	0	0	43	.125	0	0	0	0	1
2021	2.52	5-1	28	0	0	0/1	5	39.1	36	17	11	10	40	6	0	3	167	.237	4	1	1	1	3
2022	0.75	1-0	10	0	0	0/2	3	12.0	8	1	1	0	16	0	1	1	45	.178	1	0	0	0	0
TOTAL	1.64	9-4	87	0	0	0/7	19	126.1	104	31	23	29	130	20	2	7	513	.221	8	5	2	2	6

SINGLE-GAME HIGHS [all-time ranking]:

Innings pitched: 5.1, at Arkansas, Apr 28, 2019

Walks allowed: 2, 4 times

Strikeouts: 5, 5 times

Batters faced: 23, at Arkansas, Apr 28, 2019

Field chances: 4, vs Liberty, Jun 02, 2019

Putouts: 1, 6 times

Assists: 4, vs Liberty, Jun 02, 2019

Runners CS: 1 [t-8th], vs Liberty, Jun 02, 2019; at Vanderbilt, Mar 30, 2019

TV / RADIO SPOTTING CHART




1 • Drew Gilbert
Jr. • OF/LHP



2 • Jorel Ortega
R-So. • INF



4 • Seth Stephenson
Jr. • INF/OF



5 • Logan Streenstra
Jr. • INF



6 • Evan Russell
Gr. • C/OF



7 • Christian Moore
Fr. • INF



8 • Christian Scott
Sr. • OF



9 • Cortland Lawson
Jr. • INF



11 • Chase Dollander
So. • RHP



12 • Kyle Booker
So. • OF



13 • Logan Chambers
Jr. • OF/INF



14 • Charlie Taylor
R-Fr. • C



15 • Ethan Smith
Sr. • RHP



16 • Camden Sewell
Sr. • RHP



17 • Jared Dickey
R-Fr. • OF/C



18 • Hunter Ensley
R-Fr. • OF



19 • Seth Halvorsen
R-Jr. • RHP



20 • Gavin Brasosky
Fr. • RHP



21 • Trey Lipscomb
Sr. • INF



23 • Chase Burns
Fr. • RHP



25 • Blake Burke
Fr. • 1B/OF



26 • Wyatt Evans
Fr. • LHP



27 • Jordan Beck
Jr. • OF



28 • Grant Cherry
Fr. • RHP



29 • Blade Tidwell
So. • RHP



30 • Ethan Payne
Jr. • INF/OF




31 • J.D. McCracken
Fr. • LHP



32 • Drew Beam
Fr. • RHP



33 • Mark McLaughlin
Jr. • RHP



34 • Hollis Fanning
So. • RHP



35 • Kirby Connell
Jr. • LHP



36 • Drew Patterson
R-Fr. • LHP



40 • Luc Lipcius
Gr. • 1B




41 • Will Mabrey
Jr. • LHP



42 • Jake Fitzgibbons
So. • LHP



43 • Nathan Smith
Fr. • C



44 • Ben Joyce
R-Jr. • RHP



45 • Kavares Tears
Fr. • OF/1B



46 • Redmond Walsh
Gr. • LHP



48 • Zander Sechrist
So. • LHP



22 • Tony Vitello
Head Coach



3 • Frank Anderson
Assistant Coach




24 • Josh Elander
Assistant Coach



37 • Richard Jackson
Assistant Coach



Luke Bonfield
Director of Player
Development



Ricky Martinez
Student Assistant Coach