



2022 BASEBALL GAME NOTES

2022 Schedule

FEBRUARY (6-1)

18	at Nicholls State	W, 12-1 (7)
19	at Nicholls State	W, 14-2 (7)
20	at Nicholls State	L, 8-9
21	at Nicholls State	W, 7-4
23	at Southern	W, 19-8
25	at Louisiana-Monroe	W, 4-3
26	at Louisiana-Monroe	Canceled
27	at Louisiana-Monroe	W, 4-2

MARCH (6-1)

4	TARLETON STATE	W, 6-5
5	TARLETON STATE	W, 9-1
6	TARLETON STATE	W, 11-6
9	GDZAGA	L, 5-10
12	vs. San Francisco	W, 4-1
13	at Arizona State	W, 6-4
15	SAINT LOUIS	W, 18-4
18	at Vanderbilt*	6 PM
19	at Vanderbilt*	2 PM
20	at Vanderbilt*	12 PM
25	ARKANSAS*	6 PM
26	ARKANSAS*	2 PM
27	ARKANSAS*	1 PM
29	vs. Illinois (St. Louis, Mo.)	TBA
30	SIUE	6 PM

APRIL (0-0)

1	SOUTH CAROLINA*	6 PM
2	SOUTH CAROLINA*	2 PM
3	SOUTH CAROLINA*	1 PM
6	KANSAS	7 PM
8	at Tennessee*	5:30 PM
9	at Tennessee*	6 PM
10	at Tennessee*	12 PM
12	WESTERN ILLINOIS	6 PM
14	KENTUCKY*	7 PM
15	KENTUCKY*	6 PM
16	KENTUCKY*	1 PM
19	MISSOURI STATE	6 PM
22	at LSU*	7 PM
23	at LSU*	6:30 PM
24	at LSU*	1 PM
26	at Missouri State	6:30 PM
29	MISSISSIPPI STATE*	6 PM
30	MISSISSIPPI STATE*	2 PM

MAY (0-0)

1	MISSISSIPPI STATE*	2 PM
3	SEMO	6 PM
6	at Ole Miss*	6:30 PM
7	at Ole Miss*	6 PM
8	at Ole Miss*	1 PM
13	FLORIDA*	6 PM
14	FLORIDA*	2 PM
15	FLORIDA*	1 PM
17	at Kansas	6 PM
19	at Georgia*	5:30 PM
20	at Georgia*	5:30 PM
21	at Georgia*	1 PM

SEC BASEBALL TOURNAMENT

24-29 Hoover, Ala.

TIGER TALES

ROSS LOVICH || OF || Overland Park, Kan.

- The sophomore went 6-for-9 over the weekend in Arizona with two doubles and three RBI.
- His 4-for-4 game against San Francisco marked a career high in hits.



March 18-20 • Taylor Stadium • Columbia, Mo.



MISSOURI

TIGERS

Record	12-2, 0-0 SEC
Head Coach	Steve Bieser
Record at MU	142-110-1 (6th)
Career Record	280-207-1 (9th)



VANDERBILT

COMMODORES

Record	14-2, 0-0 SEC
Head Coach	Tim Corbin
School Record	816-379-1 (20th)
Career Record	922-517-1 (25th)

WATCH

SEC NETWORK +

LISTEN

KTGR | 105.1 & 100.5 FM | 1580 AM

TALENT

Tex Little
Matt Michaels

SERIES

ALL-TIME	4-22
IN NASHVILLE	2-10
IN COLUMBIA	2-10
LAST MEETING	L, 1-3 3/27/2021

PITCHING PROBABLES

FRIDAY

MIZ | RHP Spencer Miles
14.1 IP, 2-0, 1.88 ERA

SATURDAY

MIZ | RHP Austin Troesser
18.1 IP, 3-0, 2.45 ERA

SUNDAY

MIZ | TBA

VU | RHP Chris McElvain
19.1 IP, 2-0, 2.33 ERAVU | LHP Carter Holton
23.0 IP, 3-0, 2.74 ERA

VU | TBA

LEADING OFF

SERIES BUSINESS

- Mizzou opens SEC action against SEC East favorite and No. 4 Vanderbilt. The Tigers and Commodores will meet for the 27th time in Friday's series opener.
- Vandy leads the all-time series 22-4 over the Tigers.
- Mizzou's last victory in the series came in Nashville in 2019 when the Tigers earned a 5-2 win in the middle game of the series.
- The Tigers have won just one series against the Commodores since joining the SEC, taking 2-of-3 in 2018.

LAST TIME OUT

- Mizzou pummeled Saint Louis in the midweek with an 18-4, run-rule victory on Tuesday night.
- The Tigers racked up 17 hits in the blowout as 11 different players recorded base knocks and 13 scored runs. 10 Tigers drove in a run, led by a 4-RBI game from Nander De Sedas.
- The 18-4 win marked the largest margin of victory in series since 2007 when the Tigers earned a 19-1 win.

SEC OPENER

- Mizzou is 10-14 all-time on the opening weekend of SEC play. In its eight previous SEC-opening series, the Tigers have claimed just two of those - both sweeps of Georgia (2015) and Alabama (2017).
- This weekend marks the first time the Tigers have opened the SEC slate against Vanderbilt. The Commodores are the only SEC East foe Mizzou is yet to face to open the conference season.

PROBABLE STARTERS

NO.	NAME (B/T)	POS	HT	WT	YR	HOMETOWN	OPS	GP-GS	R	H	RBI	SB
3	Tre Morris (R/R)	C	5-10	190	Sr.	Columbia, Mo.	.680	12-11	5	13	9	2-2
26	Torin Montgomery (R/R)	1B	6-3	230	Jr.	Kirkland, Wash.	1.008	13-13	13	18	14	2-2
19	Trevor Austin (R/R)	2B	5-10	188	So.	Jefferson City, Mo.	.770	12-11	13	8	6	3-3
5	Josh Day (R/R)	SS	6-2	200	Sr.	Natchez, Miss.	1.151	14-14	18	20	12	4-5
11	Luke Mann (L/R)	3B	6-2	200	R-Jr.	St. Louis, Mo.	.786	14-14	14	13	8	4-4
7	Ross Lovich (R/R)	LF	6-0	170	So.	Overland Park, Kan.	1.035	14-14	13	20	11	6-7
9	Ty Wilmsmeyer (R/R)	CF	6-1	185	Jr.	Springfield, Mo.	.828	14-14	10	18	9	4-4
27	Carlos Peña (L/R)	RF	6-2	215	Fr.	Bayside, N.Y.	.839	13-11	9	11	12	1-2
42	Fox Leum (L/L)	DH	6-2	230	Gr.	Excelsior, Minn.	.711	10-6	4	6	3	1-1



Mizzou Athletics is celebrating its 10th season as member of the SEC in 2021-22.

129

The 2022 season represents Missouri's 129th season of collegiate baseball. The Tigers' program officially began in 1891 but baseball at Mizzou can be traced back to as early as 1868.



MEDIA INFORMATION

CREDENTIALS

Media credentials will be issued to members of the working media only. Children, spouses and other non-workers are prohibited. Media members should request credentials by emailing **Jacob Bell** at least one calendar day prior to each midweek game or weekend series. All credentials will be available for pickup at the main gate to Taylor Stadium.

INTERVIEW POLICY

2022 Mizzou baseball media availabilities and postgame press conference. Missouri head coach Steve Bieser and select player(s) will be made available to the media following each home game at Taylor Stadium.

Postgame Interviews will be conducted in the team video room, located in the indoor facility down the left field line. Media members should meet a member of the Mizzou communications staff at the indoor facility entrance behind the left field concourse.

INTERNET/WIFI

High speed wireless Internet is available throughout Taylor Stadium. Ethernet lines are provided for visiting radio broadcasts. WiFi login information is available in the Taylor Stadium pressbox.

STATS/ROSTERS/NOTES

Mizzou baseball information, including stats, box scores, team rosters and game notes are available at MUTigers.com/BaseNotes. In an effort to limit our waste, hard copies **WILL NOT** be distributed to media in attendance.

Starting lineups and live stats are available through Mizzou.Statbroadcast.com.

MISSOURI COMMUNICATIONS

Jacob Bell

Assistant Director of Strategic Communications

Office Phone: 573-884-8519

Cell Phone: 573-825-6937

Email: j.bell@missouri.edu

Vince Lewis

Student Assistant

FOLLOW THE TIGERS

Website

MUTigers.com

Twitter

@MizzouBaseball

IG

@Missouri_Baseball

Facebook

MizzouBaseball

2022 MISSOURI BASEBALL ROSTER

No.	Name	Pos.	B/T	Ht.	Wt.	Yr.	Hometown / Last School
1	Juju Stevens	OF	6-0	180	R/R	Fr.	Woodbridge, Conn. / Amity HS
2	Mike Coletta	C	5-11	200	R/R	Sr.	Flushing, N.Y. / Connors State CC
3	Tre Morris	C	5-10	190	R/R	Sr.	Columbia, Mo. / Battle HS
4	Nander De Sedas	INF	6-2	200	S/R	Jr.	Panama City, Panama / Florida State
5	Josh Day	INF	6-2	200	R/R	Sr.	Natchez, Miss. / Copiah Lincoln CC
6	Dexter Swims	INF	5-10	180	R/R	Jr.	St. Louis, Mo. / Missouri Southern
7	Ross Lovich	OF	6-0	170	L/L	So.	Overland Park, Kan. / Blue Valley West HS
8	Spencer Miles	RHP	6-3	180	R/R	Jr.	Columbia, Mo. / Rock Bridge HS
9	Ty Wilmsmeyer	OF	6-1	185	R/R	Jr.	Springfield, Mo. / Glendale HS
10	Jackson Beaman	OF	6-1	205	R/R	So.	Lincoln, Mo. / Lincoln HS
11	Luke Mann	INF	6-2	200	L/R	RS-Jr.	St. Louis, Mo. / Vianney HS
12	Justin Colon	INF	6-3	170	R/R	Fr.	Carolina, Puerto Rico / Montverde Academy
13	Garrett Rice	INF	6-2	240	R/R	So.	Willard, Mo. / Willard HS
14	Isaiah Frost	OF	5-11	190	L/L	Fr.	Lee's Summit, Mo. / Blue Springs South
17	Ben Pedersen	RHP	6-6	227	R/R	Jr.	Duluth, Minn. / Duluth Marshall HS
18	Shea McGahan	C	6-0	185	R/R	Fr.	St. Louis, Mo. / Lindbergh HS
19	Trevor Austin	INF	5-10	188	R/R	So.	Jefferson City, Mo. / Helias HS
20	Jacob Kush	RHP	5-10	175	R/R	Sr.	Guelph, Ontario, Canada / Northwest Florida State
23	Ian Lohse	LHP	6-0	182	L/L	So.	St. Louis, Mo. / Marquette HS
24	Hector Mangual	INF	6-4	180	R/R	Fr.	Rio Grande, Puerto Rico / TXNL Academy
25	Austin Troesser	RHP	6-3	160	R/R	So.	Loose Creek, Mo. / Fatima HS
26	Torin Montgomery	INF	6-3	230	R/R	Jr.	Kirkland, Wash. / Boise State
27	Carlos Peña	OF	6-2	215	L/R	Fr.	Bayside, N.Y. / Salisbury HS
28	Garrison Bennett	C	5-8	162	R/R	Jr.	Green Oaks, Ill. / Libertyville HS
30	Carter Rustad	RHP	6-4	180	R/R	So.	Kansas City, Mo. / San Diego
32	Drew Garrett	RHP	6-6	205	R/R	Sr.	Columbia, Mo. / Johnson County CC
35	Nathan Landry	LHP	6-2	200	L/L	Jr.	Quebec, Canada / Mineral Area College
36	Parker Wright	RHP	6-3	208	R/R	RS-Fr.	Columbia, Mo. / Rock Bridge HS
37	Holden Phelps	RHP	6-5	217	R/R	So.	Crystal Lake, Ill. / Prairie Ridge HS
39	Shane Wilhelm	RHP	5-10	190	R/R	Jr.	Columbia, Ill. / Columbia HS
41	Zach Hise	RHP	6-5	210	R/R	So.	Joliet, Ill. / Joliet Catholic HS
42	Fox Leum	INF	6-2	230	L/R	Gr.	Excelsior, Minn. / Coastal Carolina
43	Austin Marozas	RHP	6-8	230	R/R	Jr.	Plainfield, Ill. / Charlotte
44	Kyle Brown	RHP	5-10	180	R/R	So.	Columbia, Mo. / Parkland College
45	Christian Wall	LHP	6-6	230	L/L	Gr.	Wentzville, Mo. / Columbia College
47	Kyle Potthoff	RHP	6-5	190	R/R	RS-So.	Chesterfield, Mo. / Marquette HS
48	Trae Robertson	LHP	6-5	190	L/L	Sr.	Columbia, Mo. / Hickman HS
49	Tony Neubeck	LHP	6-2	240	L/L	Fr.	Hugo, Minn. / Mahtomedi HS
51	Brenner Maloney	LHP	6-2	215	L/L	Jr.	Liberty, Mo. / Liberty North HS
52	Camden Careswell	INF	6-2	220	L/L	Fr.	Lee's Summit, Mo. / Lee's Summit West HS
55	Austin Cheeley	RHP	6-8	250	R/R	Sr.	St. Louis, Mo. / MTSU
56	Ray Schroeder	RHP	6-3	185	R/R	Fr.	Columbia, Mo. / Hickman HS
57	Sam Bryan	RHP	6-0	175	R/R	Fr.	St. Louis, Mo. / Kirkwood HS

Head Coach: Steve Bieser (6th season)
Hitting Coach: Jason Hagerty (2nd season)
Pitching Coach: Mitch Plassmeyer (1st season)
Assistant Coach in memoriam: Brian DeLunas (1st season)
Volunteer Assistant Coach: Tyler Packanik (2nd season)
Director of Operations: Alex Barton (1st season)
Director of Player Development: Breckin Williams (1st season)
Athletic Trainer: Kalie Swain (1st season)

PRONUNCIATIONS

4	Nander De Sedas	Nann-der de Say-das	40	Austin Troesser	Truss-er
7	Ross Lovich	Low-vitch	43	Austin Marozas	Muh-row-zuhs
23	Ian Lohse	Low-see	49	Tony Neubeck	New-beck
24	Hector Mangual	Mane-gwal	55	Austin Cheeley	Chee-lee
30	Carter Rustad	Rew-stadd	56	Ray Schroeder	Shrôw-der
			HC	Steve Bieser	BEE-zer

ROSTER BY POSITION

RHP	16
INF	11
LHP	6
OF	6
C	4

ROSTER BY CLASS

Freshmen	10
Redshirt Freshmen	1
Sophomores	10
Redshirt Sophomores	1
Juniors	11
Redshirt Junior	1
Seniors	7
Graduates	2

ROSTER BY STATE

Missouri	24
Illinois	5
Minnesota	3
New York	2
Connecticut	1
Kansas	1
Mississippi	1
Washington	1

ROSTER BY COUNTRY

Canada	2
Panama	1
Puerto Rico	2
United States	38

SERIES ROTATION

GAME 1

#8 SPENCER MILES RHP
6-3 | 180 | COLUMBIA, MO. | ROCK BRIDGE HS

2022: 2-0, 1.88 ERA

LAST TIME OUT

Miles enters the SEC opener on extra rest after the Tigers' last-minute trip to Arizona meant only two games on Saturday and Sunday. The right-hander worked five scoreless innings in his last start against Tarleton State back on March 4.

2022 SEASON

The junior is off to a strong start in 2022, allowing just three earned runs thus far. The righty owns a 1.88 ERA over 14.1 IP and has controlled the strike zone, fanning 17 while walking just three.



2022 GAME LOG (3 G/3 GS/0 QS)

RECORD: 2-0

DATE	OPP	DEC	IP	H	R	ER	HR	BB	K	NP	ERA
2/18	@ Nicholls*	W, 12-1	4.0	4	1	1	0	1	1	61	2.25
2/25	@ ULM*	ND, 4-3	5.1	6	3	2	0	1	11	98	2.89
3/4	Tarleton State	W, 6-5	5.0	3	0	0	0	1	5	85	1.88
TOTALS		2-0	14.1	13	4	3	0	3	17	244	1.88

GAME 2

#25 AUSTIN TROESSER RHP
6-3 | 160 | LOOSE CREEK, MO. | FATIMA HS

2022: 3-0, 2.57 ERA

LAST TIME OUT

For the first time this season, Troesser did not earn the win but the sophomore was impressive once again in allowing just a single run on a hot desert day. The righty lowered his ERA to 2.45 on the year with 4.1 IP of three-hit baseball against San Francisco.

2022 SEASON

After a stellar summer campaign in the Appy League, Troesser has carried his momentum into his sophomore season with the Tigers winning all four of his starts thus far. The hard-throwing righty has not allowed more than three hits in an outing this season.



2022 GAME LOG (4 G/4 GS/0 QS)

RECORD: 3-0

DATE	OPP	DEC	IP	H	R	ER	HR	BB	K	NP	ERA
2/19	@ Nicholls*	W, 14-2	4.0	3	2	2	1	0	6	73	4.50
2/27	@ ULM*	W, 4-2	5.0	3	1	1	0	1	4	72	3.00
3/5	Tarleton State*	W, 11-1	5.0	3	1	1	1	2	2	77	2.57
3/12	vs. San Francisco*	ND, 4-1	4.1	3	1	1	0	2	3	65	2.45
TOTALS		3-0	18.1	12	5	5	2	5	15	287	2.45

GAME 3

TBD

2022 GAME LOG (0 G/0 GS/0 QS)

MIZZOU RECORD: 0-0

QUICK FACTS

GENERAL

Name of School: _____ University of Missouri
 City/Zip: _____ Columbia, Mo., 65205
 Founded: _____ 1839
 Enrollment: _____ 30,849 (fall 2020)
 Nickname / Colors: _____ Tigers / Black & Gold
 Stadium: _____ Taylor Stadium at Simmons Field
 Capacity: _____ 3,031
 Affiliation / Conference: ____ NCAA Division I / Southeastern
 President / Chancellor: _____ Mun Y. Choi
 Faculty Athletics Rep.: _____ Pamela Bruzina
 Director of Athletics: _____ Desiree Reed-Francois
 Baseball Sport Administrator: _____ TBA
 Athletic Dept. Phone: _____ (573) 882-6501
 Ticket Office Phone: ____ 1-800-CAT-PAWS or (573) 884-PAWS

HISTORY

First Year of Baseball: _____ 1891
 All-Time Record (128 years): _____ 2,370-1,648-21 (.589)
 All-Time SEC Record (Eight years): _____ 78-152-1 (.340)
 NCAA Tournament Appearances: _____ 15
 Last NCAA Tournament Appearance: _____ 2012
 College World Series Appearances: _____ 6
 Last College World Series Appearance: _____ 1964
 Regular Season Conference Titles: _____ 15
 Last Conference Title: _____ 1996 (Big Eight)
 Conference Tournament Titles: _____ 3
 Last Conference Tournament Title: _____ 2012 (Big 12)

COACHING / SUPPORT STAFF

Head Coach: _____ Steve Bieser
 Alma Mater: _____ Southeast Missouri, '89
 Record at Mizzou / Years: _____ 142-110-1 (.555) / Sixth
 Overall Record / Years: _____ 280-207-1 (.571) / 10th
 Assistant Coach / Pitching: _____ Mitch Plassmeyer
 Alma Mater: _____ Bradley, '19
 Assistant Coach / Hitting: _____ Jason Hagerty
 Alma Mater: _____ Miami (Fla.), '09
 Volunteer Assistant Coach: _____ Tyler Packanik
 Alma Mater: _____ Marietta College, '16
 Director of Baseball Operations: _____ Alex Barton
 Alma Mater: _____ Mizzou, '19

TEAM INFORMATION

2021 Record: _____ 15-36
 SEC Record / Finish _____ 8-22 / 7th-east
 Letterwinners Returning / Lost: _____ 18 / 18
 Starters Returning / Lost: _____ 5 / 4
 Pitchers Returning / Lost: _____ 12 / 7
 Newcomers: _____ 19
 True Freshmen / Transfers: _____ 10 / 9

MIZZOU IN THE POLLS

WK	RPI	D1	BA	USA	NCBWA	CB
Pre	-	-	-	-	-	-
2/28	-	-	-	RV	-	-
3/7	18	-	-	RV	RV	-
3/14	33	-	-	RV	RV	-

MATCHED UP

BATTING	AVG	OPS	GP-GS	AB	R	H	2B	3B	HR	RBI	TB	SLG%	BB	HBP	SO	GDP	OB%	SF	SH	SB-A
Missouri	.324	.913	14-14	491	127	159	34	2	14	117	239	.487	70	26	93	5	.426	12	1	30-33
Vanderbilt	.327	.949	16-16	541	129	177	39	5	20	117	286	.529	85	9	115	12	.420	10	7	27-31

PITCHING	ERA	WHIP	W-L	A-S	CG	SH	SV	IP	H	R	ER	BB	SO	2B	3B	HR	AB	AVG	WP	HBP	BK	SFA	SHA
Missouri	3.78	1.29	12-2	52-14	0	0	7	119.0	101	60	50	53	128	16	6	12	451	.224	10	10	1	0	4
Vanderbilt	2.07	1.11	14-2	58-16	1	4	3	139.0	90	42	32	49	201	15	1	2	493	.183	6	15	0	2	5

DO IT FOR DELUNAS

- Mizzou baseball and the larger baseball community as a whole suffered a great loss when pitching coach Brian DeLunas passed away on the night of Jan. 16 after an extended battle with kidney disease.
- DeLunas was set to return for his second stint with the Tigers after serving as a volunteer assistant in the 2007-09 seasons. He called the Mizzou pitching coach spot his "dream job."
- Mizzou will honor coach DeLunas this season with memorial patches on jersey sleeves along with helmet stickers.
- DeLunas' No. 40 jersey will also hang in the Tigers' dugout throughout the season.
- His impact is spread wide across baseball, having spent four seasons in the majors and the better part of two decades mentoring pitchers across all levels of baseball.
- While undoubtedly one of the brightest pitching minds in the sport, those who knew coach DeLunas will remember his genuine and caring nature, always focused on the person more than the game.

IT TAKES TWO (OUTS)

- Mizzou has been deadly with two outs at the plate this season, posting 40 two-out RBI through 14 games.
- Ross Lovich leads the Tigers with eight two-out RBI on the year.
- In all of 2021, Mizzou had 90 two-out RBI, meaning the 40 through 14 games are already 43% of the Tigers total from a season ago.

IMMACULATE NEUBECK

- Freshman southpaw Tony Neubeck awed on Friday night at ULM with an immaculate seventh inning.
- The Tiger torched ULM's batters with nine-straight strikes for the rare feat. He then one-upped the immaculate frame with a 3-pitch K to the first batter of the eighth.
- Spanning the 6th, 7th & 8th, Neubeck fired 18-straight strikes.

LOVICH HANDLING THE LOAD

- Sophomore Ross Lovich continued his strong start to the 2022 season with a 6-for-9 weekend against Arizona State and San Francisco.
- Lovich set a career high in hits with his 4-for-4 day against the Dons which included a double and two RBI. He added another double and RBI against Arizona State a day later.
- On the year, the lefty co-leads the Tigers with 20 hits and is second on the club with a .392 batting average. He enters the weekend with an OPS of 1.035.
- The speedy outfielder has also created havoc on the basepaths, going 6-of-7 in stolen bases.

BULLPEN BANDITS

- Mizzou's bullpen has been one of the brightest developments on the young season, posting a 3.44 ERA in 68.0 innings of work.
- The Tiger relievers have not allowed a run in six games this season.
- The bullpen has also excelled in closing out games, recording saves in seven of the Tigers' 12 wins on the year.

MILES OF IMPROVEMENT

- After a tough 2021 campaign, junior Spencer Miles has been lights out on the mound through three starts in 2022.
- Miles enters SEC action with a 1.88 ERA and 2-0 record after getting last weekend off thanks to the shortened trip to Arizona.
- The right-hander has struck out 17 opposing batters while walking just three.

FIRST INNING FIRESTARTER

- Torin Montgomery has sparked the Mizzou offense with first-inning RBI in eight different games this season.
- The cleanup hitter has nine total first-inning RBI and has driven in a run in the first in six of the last seven games for Mizzou.
- Montgomery is 5-for-7 (.714) in the first frame with three doubles and a pair of sac flies.

HISTORIC HOT START

- By scoring 12 and 14 runs in its first two games of the season, Mizzou accomplished a feat it has replicated only five times in its previous 128 seasons.
- The 12-plus runs in back-to-back games to open a season marked the first occurrence since 2007.
- The other seasons the Tigers started with a dozen or more in the first two games were 1999, 1996, 1988 and 1936.
- The 12 runs in the opener were the most since 2009 for the Tigers.

DANGEROUS DAY AT THE TOP

- Shortstop Josh Day has served as the table setter and more for the Tigers in the leadoff spot.
- The senior is hitting .364 and has scored a team-leading 18 runs on the season.
- At Arizona State, Day lifted his team-leading fourth home run to help the Tigers to a 6-4 victory.
- The shortstop owns an OPS of 1.151 through the first quarter of the season.

SCOUTING THE COMMODORES

- Vanderbilt enters SEC play ranked No. 4 in the country. The Commodores hold the top ranking in two polls as well.
- As has become customary, Vandy is led by a formidable pitching staff which has worked to a 2.07 ERA over 16 games and 139.0 innings.
- Opponents are hitting just .183 off Vandy arms.
- At the plate, veteran Dominic Keegan leads the 'Dores with a .429 average, four homers and 18 RBI. Davis Diaz is also hitting over .400 at .415 on the season.
- As a team, Vandy hits .327 through 16 games.

SEC STANDINGS

EAST

SCHOOL	SEC	SEC%	OVERALL	H	A
Tennessee	0-0	.000	16-1	14-0	0-0
Vanderbilt	0-0	.000	14-2	10-2	4-0
Missouri	0-0	.000	12-2	4-1	8-1
Georgia	0-0	.000	14-3	11-1	1-0
Kentucky	0-0	.000	14-4	11-3	3-1
Florida	0-0	.000	13-4	9-3	4-1
South Carolina	0-0	.000	10-6	9-4	0-1

WEST

SCHOOL	SEC	SEC%	OVERALL	H	A
LSU	0-0	.000	14-3	13-0	0-1
Arkansas	0-0	.000	13-3	11-2	0-0
Ole Miss	0-0	.000	13-3	11-1	2-2
Auburn	0-0	.000	13-4	10-3	0-0
Alabama	0-0	.000	12-6	12-2	0-4
Texas A&M	0-0	.000	10-6	9-4	0-0
Mississippi State	0-0	.000	11-7	9-3	1-2

FOUR-HOLE MONTY

- Junior first baseman Torin Montgomery enters the weekend with a team-leading .00 batting average and 14 RBI on the season.
- Nine of Montgomery's 14 RBI have come in the first inning to spark the Tigers early.
- The cleanup has a team-leading six doubles, which rank fifth in doubles per game in the SEC.
- Montgomery also has four sac flies on the season to rank seventh nationally - one off the lead.
- The first baseman has an OPS of 1.008.

A SPECIAL WIN AND A CLOSER IN THE MAKING

- Senior Austin Cheeley made his Mizzou debut on Monday, working the final three innings to earn the win for the Tigers.
- A Mizzou fan since age 10, the St. Louis native transferred home to the Tigers to join his uncle and pitching coach Brian DeLunas.
- The win came in Cheeley's first appearance as a Tiger and the first since the passing of coach DeLunas. Cheeley also had several family members in attendance over the opening weekend, supporting him and the Tigers while honoring coach DeLunas.
- Cheeley's four saves lead the SEC and rank 11th in the country.

STONE COLD, TREVOR AUSTIN

- It took Trevor Austin all of four games to surpass virtually all his freshman season totals from 2021.
- Over the first three weeks of the season, Austin is second on the team with 13 runs scored. He is also reaching base at a .426 rate.
- The sophomore leads the SEC in HBP per game.

DE SEDAS DOING WORK

- Transfer Nander De Sedas has produced sparkling results in limited action this season.
- The second baseman enters the week 5-for-13 on the season with a pinch-hit homer, double and six runs scored.
- De Sedas has drawn six walks already while striking out just once on the season. He's reaching base at a .550 clip.

BEAMAN'S BLAST

- Sophomore Jackson Beaman earned his first collegiate hit in style against Saint Louis, mashing a no-doubt, three-run home run over the bullpen in left field.
- Beaman's pinch-hit homer capped an eight-run sixth inning for Mizzou. It was the Tigers' second pinch-hit homer of the year.

TROESSER RISING

- After limited action as a freshman in 2021, hard-throwing righty Austin Troesser flashed potential during his summer in the Appalachian League.
- The flamethrower posted a 2.78 ERA in 22.1 IP while going 5-0 en route to an All-Star selection.
- In his first career start, Troesser tossed four innings allowing two runs while striking out six and not allowing a walk.
- In his second start at ULM, Troesser continued his growth with a career-high five innings of one-run baseball. He struck out four and walked just one on 72 pitches to earn his second win.
- Troesser improved to 3-0 on the season with five innings of 1-run ball against Tarleton.
- While he failed to earn the win for the first time against San Francisco, Troesser once again lowered his ERA to 2.45 on the season while holding foes to .182 hitting.

RECORD-TYING DAY (PLUS ONE)

- When Mizzou faced Southern on Wednesday night, the Tigers matched a 59-year-old record with 20 strikeouts as a pitching staff.
- The record harkens back to the infancy of the Big Eight, when the Tigers won a 21-7 game against Colorado on April 18, 1963.
- Nathan Landry was stellar in earning the win at Southern, fanning 10 Jaguars in 4.1 innings of relief.
- Two days later, the Tigers made it back-to-back games with strikeout totals unseen since 1963, as Mizzou punched 19 against ULM.

HOME IN COMO

- Mizzou is no stranger to local talent and once again features a slew of COMO products on the roster. The Tigers have seven Columbia natives on the roster this season.
- Miles and Wright are both Rock Bridge products, while catcher Tre Morris is a Battle High School grad. Four Tigers made their way to campus after high school careers at Hickman, including Trae Robertson, Drew Garrett, Kyle Brown and Ray Schroeder.

NO EASY OUTS

- Tre Morris ranks as the toughest hitter to strikeout in the SEC, going 23.5 at-bats per K. The mark also ranks him 10th in the nation.
- Ross Lovich ranks fourth in the SEC, averaging 12.8 at-bats per strikeout.

MIZZOU RECORD WHEN...

at Taylor Stadium:	4-1
Away:	7-1
Neutral Site:	1-0
Day Games:	6-2
Night Games:	6-0
vs. LHP starter:	5-1
vs. RHP starter:	7-1
Mizzou scores first:	10-1
Opponent scores first:	2-1
Mizzou scores 0-2 runs:	0-0
Mizzou scores 3-5 runs:	3-1
Mizzou scores 6-9 runs:	4-1
Mizzou scores 10+ runs:	5-0
Opponent scores 0-2 runs:	5-0
Opponent scores 3-5 runs:	5-0
Opponent scores 6-9 runs:	2-1
Opponent scores 10+ runs:	0-1
Leading after 6 innings:	9-1
Tied after 6 innings:	0-0
Trailing after 6 innings:	3-1
Leading after 7 innings:	8-1
Tied after 7 innings:	1-0
Trailing after 7 innings:	0-1
Leading after 8 innings:	9-0
Tied after 8 innings:	0-0
Trailing after 8 innings:	0-2
Mizzou hits a HR:	7-0
Mizzou doesn't hit a HR:	5-2
1-run games:	2-1
Walk-offs:	0-0
Extra innings (home):	0-0
Extra innings (away/neutral):	0-0
Series openers:	3-0
Series finales:	3-0
Come-from-behind wins:	3

Monday:	1-0
Tuesday:	1-0
Wednesday:	1-1
Thursday:	0-0
Friday:	3-0
Saturday:	3-0
Sunday:	3-1

#MIZZOU MADE PROS

Max Scherzer	Los Angeles Dodgers
Kyle Gibson	Philadelphia Phillies
Pete Fairbanks	Tampa Bay Rays

IN THE MINORS

Ian Bedell	Peoria Chiefs (Cardinals)
Trey Harris	Mississippi Braves
Peter Zimmermann	FCL Astros
Kameron Misner	Pensacola Blue Wahoos (Marlins)
Reggie McClain	SWB Railriders (Yankees)
Michael Plassmeyer	Richmond Flying Squirrels (Giants)
Josh Lester	Toledo Mud Hens (Tigers)
Brett Graves	Midland RockHounds (A's)
Chris Cornelius	Reading Fightin' Phils (Phillies)
Bryce Montes de Oca	Binghamton Rumble Ponies (Mets)
TJ Sikkema	Tampa Tarpons (Yankees)
Robbie Glendinning	Unassigned (Royals)

A HUB FOR MID-MISSOURI

- The University of Missouri generates \$5 billion in economic impact for the state of Missouri.
- The larger University of Missouri System, comprised of four universities, generated \$6.5 billion in economic impact on the Show Me State.
- The University of Missouri supports nearly 50,000 direct and indirect jobs, both full and part time, in the state.
- Mizzou Athletics generated \$319.1 million in economic impact over the last fiscal year.
- The Tigers support and sustain 3,591 jobs annually.
- Mizzou Athletics has generated \$15.9 million in state and local taxes.

MIZZOU INDIVIDUAL HITTER

7+ at bats:7, Zimmermann / Cornelius / Vierling at Texas A&M (March 30, 2019)
 8+ at bats:8, John Marquardt vs. Kansas State (May 8, 1982)

5+ runs scored:5, Brett Bond, vs. Eastern Michigan (Feb. 18, 2017)
 6+ runs scored:6, Jacob Priday vs. Texas (April 11, 2008)

4+ hits:4, Ross Lovich, vs. San Francisco (Mar. 12, 2022)
 5+ hits:5, Brett Bond at Iowa (May 1, 2018)
 6+ hits:6, Jeff Terrell vs. Iowa State (May 5, 1995)

2+ doubles:2, Cam Careswell vs. Tarleton State (Mar. 4, 2022)
 3+ doubles:3, Brandt Belk at South Carolina (April 9, 2021)
 4+ doubles:4, W.T. Hoover vs. Bradley (May 14, 1999)

2+ triples:2, Eric Garcia vs. Texas Tech (May 13, 2011)
 3+ triples:3, J.R. Warner vs. Notre Dame (Feb. 26, 1999)

2+ home runs:2, Luke Mann vs. Auburn (May 20, 2021)
 3+ home runs:3, Trey Harris vs. Kentucky (April 15, 2017)
 4+ home runs:Jacob Priday vs. Texas (April 11, 2008)

Grand slam:Shea McGahan at Southern (Feb. 23, 2022)
Pinch-hit grand slam:Shea McGahan at Southern (Feb. 23, 2022)

5+ RBI:5, Austin James, vs. Southeast Missouri (May 1, 2019)
 6+ RBI:6, Austin James, vs. Kansas State (April 3, 2019)
 7+ RBI:9, Brian Sharp vs. Northeastern (Feb. 24, 2018)
 8+ RBI:9, Brian Sharp vs. Northeastern (Feb. 24, 2018)
 9+ RBI:9, Brian Sharp vs. Northeastern (Feb. 24, 2018)

2+ stolen bases:2, Andrew Keefer at Kansas (March 30, 2021)
3+ stolen bases:Ross Lovich, at Nicholls State (Feb. 19, 2022)
 4+ stolen base:4, Conner Mach vs. La Moynie (March 12, 2011)
Stole home:Ross Lovich, at Nicholls State (Feb. 19, 2022)
 Stole home (straight steal):Brandt Belk, at Alabama (May 2, 2021)

Led off game with home run:Mark Vierling at South Carolina (April 11, 2021)
Pinch hit home run:Shea McGahan at Southern (Feb. 23, 2022)
 Inside-the-park home run:Greg Folgia vs. Kansas (May 8, 2009)
 Walk-off home run:Kameron Misner vs. UIC (March 5, 2017)

Walk-off hit (non home run):Clayton Peterson vs. Northern Illinois (March 11, 2020)
 Walk-off sacrifice fly:Mark Vierling vs. Mississippi State (March 26, 2018)
 Walk-off walk drawn:Chad McDaniel vs. Saint Louis (April 2, 2019)
 Walk-off error by opposition to allow winning run:vs. Chicago State (March 15, 2017)

MIZZOU INDIVIDUAL PITCHER

Tossed a 7-inning complete game:Nick Tepesch vs. Texas Tech (April 26, 2009)
 Tossed a 9-inning complete game:Michael Plassmeyer vs. Alabama (April 7, 2018)

Tossed a 7-inning complete game shutout:Max Scherzer vs. Oklahoma (May 26, 2006)
 Tossed a 9-inning complete game shutout:Michael Plassmeyer
 Alabama (April 7, 2018)

Tossed a 1-hitter (team):Sikkema / Ash / Dillard vs. South Carolina (April 27, 2019)
 Tossed a no-hitter (team):Bryce Montes De Oca / Giovanni Lopez / Nolan Gromacki
vs. UMBC (March 2, 2018)
 Tossed a no-hitter (solo):Jim Maddock vs. Nebraska (May 3, 1981)

Tossed a perfect game:Never

Tossed an immaculate inning:Tony Neubeck vs. Louisiana-Monroe (Feb. 25, 2022)

Tallied 10-plus strikeouts:10, Nathan Landry at Southern (Feb. 23, 2022)
 Tallied 11-plus strikeouts:12, Ian Bedell vs. Western Illinois (March 6, 2020)
 Tallied 12-plus strikeouts:12, Ian Bedell vs. Western Illinois (March 6, 2020)
 Tallied 13-plus strikeouts:13, Michael Plassmeyer vs. Northeastern (Feb. 24, 2018)
 Tallied 14-plus strikeouts:14, Tanner Houck vs. Vanderbilt (March 26, 2016)
 Tallied 15-plus strikeouts:15, Kyle Gibson vs. Oklahoma (April 3, 2009)
 Tallied 20-plus strikeouts:20, Jack Stroud vs. Colorado (April 19, 1963)

BOLD denotes 2022 season

MIZZOU TEAM OFFENSE PRODUCED

15+ runs scored:18, vs Saint Louis (Mar. 15, 2022)
 20+ runs scored:21, vs. Southeast Missouri (May 1, 2019)
 25+ runs scored:27, vs. Eastern Michigan (Feb. 18, 2017)
 30+ runs scored:31, vs. Texas (April 11, 2008)

15+ hits:17, vs Saint Louis (Mar. 15, 2022)
 20+ hits:21, vs. Southeast Missouri (May 1, 2019)
 25+ hits:26, vs. Texas (April 11, 2008)

6+ doubles:7, at Southern (Feb. 23, 2022)
7+ doubles:7, at Southern (Feb. 23, 2022)
 8+ doubles:8, vs. Missouri State (April 24, 2018)
 9+ doubles:10, vs. Rockhurst (March 28, 1997)
 10+ doubles:10, vs. Rockhurst (March 28, 1997)

3+ triples:vs. Florida (April 21, 2013)
 4+ triples:vs. Chicago State (March 21, 2004)
 5+ triples:vs. Baylor (April 19, 2003)
 6+ triples:vs. Baylor (April 19, 2003)

4+ home runs:4, at No. 3 Mississippi State (May 15, 2021)
 5+ home runs:5, vs. Kentucky (April 15, 2017)
 6+ home runs:7, vs. Texas (April 11, 2008)
 7+ home runs:7, vs. Texas (April 11, 2008)

10+ walks:10, vs Tarleton State (Mar. 6, 2022)
 15+ walks:15, vs. Saint Louis (April 2, 2019)

4+ hit by pitches:4, at Louisiana-Monroe (Feb. 27, 2022)
 5+ hit by pitches:6, at Missouri State (April 16, 2019)
 6+ hit by pitches:6, at Missouri State (April 16, 2019)

5+ stolen bases:5, vs. South Carolina (April 26, 2019)
6+ stolen bases:6, at Nicholls (Feb. 19, 2022)
 7+ stolen bases:7, vs. Arkansas State (March 12, 2019)
 8+ stolen bases:10, vs. Arkansas State (March 21, 2018)

7 runs scored in an inning:7, at Southern (Feb. 23, 2022)
8 runs scored in an inning:8, vs. Saint Louis (Mar. 15, 2022)
 9+ runs scored in an inning:10, vs. Radford (Feb. 21, 2014)
 10+ runs scored in an inning:10, vs. Radford (Feb. 21, 2014)

MIZZOU TEAM PITCHING PRODUCED

Shutout an opponent:7-0, at Illinois State (March 12, 2021)
 Shutout an SEC opponent:11-0, vs. South Carolina (April 27, 2019)
 Back to back shutouts:at Tennessee (May 18, 2017)
at Tennessee (May 19, 2017)

10 strikeouts:10, vs. Saint Louis (Mar. 15, 2022)
11 strikeouts:11, vs. Tarleton State (Mar. 6, 2022)
12 strikeouts:12, vs. San Francisco (Mar. 12, 2022)
 13 strikeouts:13, vs. Kansas (May 18, 2021)
 14 strikeouts:14, vs. Texas A&M (April 2, 2021)
 15 strikeouts:15, at Saint Louis (March 10, 2021)
 16 strikeouts:16, vs. Western Illinois (March 6, 2020)
 17 strikeouts:20, vs. Colorado (April 19, 1963)
 18 strikeouts:20, vs. Colorado (April 19, 1963)
19 strikeouts:19, at ULM (Feb. 25, 2022)
20+ strikeouts:20, at Southern (Feb. 23, 2022)
20, vs. Colorado (April 19, 1963)

MISCELLANEOUS

Played to a tie:2-2, at Texas A&M (March 31, 2019)
 Had a rain delay:vs. Florida (April 16, 2021)
 Had a rain-shortened game:7 innings vs. South Carolina (April 28, 2019)
Had a game canceled:vs. Gonzaga (Mar. 11-13, 2022)
 Had a game postponed:at Georgia (March 13, 2015)
 Had an extra-inning game:10 innings, vs. Georgia (April 24, 2021)

Tallied three-game series sweep:vs. Tarleton State (March 4-6, 2022)
 Tallied three-game SEC series sweep:vs. South Carolina (April 26-28, 2019)
 Tallied four-game series sweep:vs. Iona (Feb. 13-14, 2015)
 Tallied doubleheader sweep:vs. La Salle (March 10, 2018)
 Series win over top-5 team:at No. 3 Mississippi State (May 13-15, 2021)
Tallied run-rule victory:18-4, vs Saint Louis (Mar. 15, 2022)
 Recorded a triple play:vs. Alabama A&M (Feb. 28, 2018)
 Turned 5+ double plays:5, at Florida (April 26, 2014)

Hit multiple home runs in an inning:2, 5th inning, at ULM (Feb. 27, 2022)
 Hit 3+ home runs in an inning:vs. Arkansas (March 25, 2017)
Back to back home runs:Ross Lovich / Josh Day, at ULM (Feb. 27, 2022)

PLATE PRODUCTION

MULTIPLE HIT GAMES	2	3	4	5+	TOTAL
Josh Day	6	1	-	-	7
Ross Lovich	5	-	1	-	6
Ty Wilksmeyer	4	1	-	-	5
Torin Montgomery	2	1	1	-	4
Tre Morris	3	1	-	-	4
Carlos Peña	3	-	-	-	3
Luke Mann	3	-	-	-	3
Trevor Austin	2	-	-	-	2
Nander De Sedas	2	-	-	-	2
Cam Careswell	-	1	-	-	1
Garrett Rice	1	-	-	-	1
Juju Stevens	1	-	-	-	1
Fox Leum	1	-	-	-	1
Mike Coletta	1	-	-	-	1
TEAM	34	5	2	-	41

MULTIPLE RBI GAMES	2	3	4	5+	TOTAL
Josh Day	2	1	-	-	3
Carlos Peña	2	1	-	-	3
Tre Morris	3	-	-	-	3
Torin Montgomery	2	1	-	-	3
Ross Lovich	3	-	-	-	2
Luke Mann	1	1	-	-	2
Nander De Sedas	1	-	1	-	2
Nine Players	3	5	-	-	9
TEAM	18	10	2	-	30

HITTING STREAKS	LONGEST	CURRENT
Ty Wilksmeyer	11	11
Joshua Day	7	2
Tre Morris	7	7
Torin Montgomery	6	-
Ross Lovich	6	6
Luke Mann	5	1
Nander De Sedas	4	4
Fox Leum	3	1
Mike Coletta	3	3
Juju Stevens	3	3

HARD HIT

TOP EXIT VELOCITIES	GAME	EV
Torin Montgomery	Gonzaga - 3/9	114.1
Luke Mann	SLU - 3/15	112.1
Torin Montgomery	Tarleton - 3/5	107.9
Josh Day	SLU - 3/15	107.5
Luke Mann	Gonzaga - 3/9	107.6
Torin Montgomery	Tarleton - 3/5	106.7
Nander De Sedas	Tarleton - 3/6	105.8
Fox Leum	SLU - 3/15	105.0
Carlos Peña	Gonzaga - 3/9	104.4
Josh Day	SLU - 3/15	103.6

EXIT VELOS

PLAYER	MAX EV	AVG EV
Trevor Austin	100.6	89.9
Cam Careswell	99.0	87.4
Mike Coletta	96.9	96.8
Josh Day	107.5	93.7
Nander De Sedas	105.8	85.1
Fox Leum	105.0	95.1
Ross Lovich	98.2	83.7
Luke Mann	112.1	89.9
Torin Montgomery	107.9	88.7
Tre Morris	99.6	82.8
Carlos Peña	104.4	90.0
Juju Stevens	94.1	89.0
Ty Wilksmeyer	96.7	88.6

*Velo data from home games only prior to SEC play

HOME RUN TRACKER

No.	Name	Date	Opponent	On-Base	Inn	Outs	Count	Exit Velo	Launch	Distance
1.	Trevor Austin	Feb. 18	@ Nicholls	1	2	0	3-1	-	-	-
2.	Luke Mann	Feb. 18	@ Nicholls	0	4	0	1-1	-	-	-
3.	Ty Wilksmeyer	Feb. 18	@ Nicholls	1	4	2	1-1	-	-	-
4.	Josh Day	Feb. 19	@ Nicholls	1	6	2	2-0	-	-	-
5.	Nander De Sedas	Feb. 19	@ Nicholls	1	7	2	2-0	-	-	-
6.	Josh Day	Feb. 23	@ Southern	1	3	0	0-1	-	-	-
7.	Carlos Peña	Feb. 23	@ Southern	2	5	1	0-0	-	-	-
8.	Shea McGahan	Feb. 23	@ Southern	3	9	1	0-2	-	-	-
9.	Ross Lovich	Feb. 27	@ ULM	0	5	1	2-1	-	-	-
10.	Josh Day	Feb. 27	@ ULM	0	5	1	0-0	-	-	-
11.	Ross Lovich	March 5	Tarleton State	0	8	1	3-2	92	29	362'
12.	Josh Day	March 12	@ Arizona State	0	3	0	0-0	-	-	-
13.	Carlos Peña	March 13	@ Arizona State	0	4	1	1-1	-	-	-
14.	Jackson Beaman	March 15	Saint Louis	2	6	0	1-2	100	29	376'



Mizzou Baseball head coach Steve Bieser enters his sixth season at the helm of the program (2017-present). In his first three years in Mid-Missouri (2017-19), Bieser's 104 wins were the most-ever by any Mizzou Baseball coach in his first three campaigns (Gene McArtor: 91 wins [1974-76] // Tim Jamieson: 89 wins [1995-97]). Additionally, his 104 victories marked the winningest three-year stretch by the Tigers since 2008-10 (103 victories). Bieser produced 39 wins in Southeastern Conference play from 2017-19, marking Mizzou's top three-year stretch in league play since joining its new conference in 2013. Additionally, it stands as the Tigers' top three-year conference record since 2007-09.

In five seasons thus far at Mizzou, Bieser has helped guide 18 players to the MLB Draft (one - 2021, one - 2020, five - 2019, six - 2018, five - 2017). In 2021, pitcher Seth Halvorsen's selection made it 26-straight years with a Tiger selected in the MLB Draft. In 2020, RHP Ian Bedell (fourth round - St. Louis Cardinals) became Mizzou's 11th pitcher to be selected among the opening five rounds of the MLB Draft since 2006. In 2019, OF Kameron Misner (35th overall - Miami Marlins) and LHP TJ Sikkema (38th overall - New York Yankees) became Mizzou's eighth and ninth all-time first-round selections. Misner became only the Tigers' second-ever position player to garner first-round accolades, joining C Steve Patchin in 1971. Sikkema became the first Tiger hurler to be selected in the first round since RHP Tanner Houck did so in 2017. In 2018, LHP Michael Plassmeyer was selected in the fourth round (118th overall - Seattle Mariners), marking the third-highest drafted lefty hurler in program history.

Despite a COVID-19 pandemic shortened 2020 season, Bieser and Mizzou still produced a strong campaign with an 11-5 record. The Tigers ended their brief schedule with seven-straight victories, marking the SEC's second-longest winning streak before the season abruptly ended. Mizzou's impressive streak was highlighted by taking two of three at the premier Shriners Hospitals for Children College Classic in Houston, Texas. The Tigers closed their road trip at Minute Maid Park with back to back wins over No. 22 Oklahoma and Texas.

During the 2019 campaign, Mizzou produced five series victories in SEC play, including an impressive 4-1 mark at Taylor Stadium. Two of those series triumphs in Mid-Missouri occurred against nationally ranked foes, highlighted by the program's first-ever series win versus LSU. The five SEC series victories were the most by a Mizzou squad since 2015.

Following a three-game SEC series sweep vs. South Carolina (April 26-28, 2019), Bieser earned his 100th career win at the helm of Mizzou. He produced victory No. 100 in his 161st game in Columbia, becoming the second-fastest head coach in program history to reach 100 wins. He trailed only John "Hi" Simmons, who produced win No. 100 in his 139th career game at Mizzou.

Bieser was named Mizzou's 14th head coach and just the fourth since 1937 on June 30, 2016. Bieser came to Mizzou after an extremely successful career at Southeast Missouri, where he became the only coach ever to win three consecutive Ohio Valley Conference championships and guided the Redhawks to a 2016 NCAA Regional appearance, their first NCAA bid since 2002.

A two-time OVC Coach of the Year, Bieser won 35 or more

games in each of his last three seasons at Southeast Missouri, a feat that had been accomplished just once before he took over the program in 2013. Bieser turned in a .587 winning percentage in his time with the Redhawks, marking the best total among any coach in program history.

Bieser turned in a banner year in 2016, as he earned his 100th career victory and opened OVC play with a perfect 12-0 record, the best start in program history. The season culminated in a regular season OVC championship, an OVC Tournament title and the school's first NCAA Regional since 2002, qualifying for the Starkville Regional at SEC champion Mississippi State.

After a successful playing career at Southeast Missouri, Bieser was drafted in the 32nd round of the 1989 MLB Draft by the Philadelphia Phillies. He played 13 years as a professional with nine of those years coming at Triple-A or higher. He made his Major League debut on April 1, 1997, with the New York Mets and played 60 career MLB games between the Mets and the Pittsburgh Pirates, compiling a .250 career average and a .351 career on-base percentage. Bieser made his Major League debut as a catcher, but his versatility led him to play a variety of positions over his career. He closed out his professional career with the Memphis Redbirds (St. Louis Cardinals Triple-A affiliate), where he guided the team to a Triple-A World Series in 2000. He played every position on the field during his professional career.

Bieser, a native of Saint Genevieve, Missouri, went to Southeast Missouri after a very successful tenure as head coach at St. John Vianney High School in Kirkwood, Missouri. In seven seasons leading the Griffins, his team won two state championships in 2004 and 2006, as he compiled a career record of 137-51 (.729).

Bieser and his wife, Diahann, have a son Cole and three daughters, Whitley, Briley and Carley.

HONORS

- ▼ 2016 OVC Coach of the Year
- ▼ 2014 OVC Coach of the Year

YEAR-BY-YEAR RECORD

at Mizzou:

2022	Mizzou.....	12-2
2021	Mizzou.....	15-36
2020	Mizzou.....	11-5
2019	Mizzou.....	34-22-1
2018	Mizzou.....	34-22
2017	Mizzou.....	36-23
6 Years	Totals.....	142-110-1

at Southeast Missouri:

2016	Southeast Missouri.....	39-21
2015	Southeast Missouri.....	36-23
2014	Southeast Missouri.....	37-20
2013	Southeast Missouri.....	26-33
4 Years	Totals.....	138-97

Overall:

9 Years	Totals.....	280-207-1
---------	-------------	-----------

COACHING EXPERIENCE

- ▼ Head Coach
 - Mizzou (2017-present)
 - Southeast Missouri (2013-16)
 - Vianney High School - St. Louis (2004-10)
- ▼ Assistant Coach
 - Southeast Missouri (2011-12)

PLAYING EXPERIENCE

- ▼ 13 total seasons of professional baseball with nine at Triple-A or higher
- ▼ 1998
 - Pittsburgh Pirates
- ▼ 1997
 - MLB debut with New York Mets
- ▼ 1989
 - Drafted in 32nd round by Philadelphia Phillies
- ▼ 1988-89
 - Collegiately at Southeast Missouri



J

JUJU
STEVENS

POS

YR

HT

WT

B/T

OF

FR

6-0

180

R/R


HOMETOWN | WOODBRIDGE, CONN.

PREVIOUS SCHOOL | AMITY HS

- SINGLE-GAME HIGHS
- Hits:** 2, vs Saint Louis (3/15/22)
- Doubles:** N/A
- Triples:** N/A
- Home runs:** N/A
- RBI:** 2, vs. Tarleton State (3/6/22)
- Runs scored:** 2, vs Saint Louis (3/15/22)
- Walks:** 1, vs. Tarleton State (3/6/22)
- Stolen bases:** 1, vs Saint Louis (3/15/22)

CAREER STATISTICS

YEAR	AVG	GP-GS	AB	R	H	2B	3B	HR	RBI	TB	SLG%	BB	HBP	SO	GDP	OB%	SF	SH	SB-ATT	PO	A	E	FLD%
2022	.500	4-2	8	2	4	0	0	0	4	4	.500	1	0	2	0	.556	0	0	1	3	0	0	1.000
TOTAL	.500	4-2	8	2	4	0	0	0	4	4	.500	1	0	2	0	.556	0	0	1	3	0	0	1.000



2

MIKE COLETTA

PDS

YR

HT

WT

B/T

C

SR

5-11

200

R/R

HOMETOWN | FLUSHING, N.Y.

PREVIOUS SCHOOL | CONNORS ST.

SINGLE-GAME HIGHS

Hits: 2, 5 times, MR vs. Tarleton State (3/6/22)

Doubles: 1, twice, MR at Arizona State (3/13/22)

Triples: N/A

Home runs: 1, vs. Omaha (2/27/21)

RBI: 3, at Illinois State (3/14/21)

Runs scored: 2, 3 times, MR vs Texas A&M (4/2/21)

Walks: 2, twice, MR vs. Tarleton State (3/6/22)

Stolen bases: 1, twice, MR at Illinois State (3/14/21)

GAME-BY-GAME STATISTICS																							
DATE	OPPONENT	GS	AB	R	H	RBI	2B	3B	HR	BB	IBB	SB	CS	HBP	SAC	SF	GDP	K	PO	A	E	AVG	
2/21	AT NICHOLLS	1	2	0	0	0	0	0	0	0	0	0	0	0	0	0	0	1	5	1	0	.000	
2/23	AT SOUTHERN	0	1	0	0	0	0	0	0	0	0	0	0	0	0	0	0	1	8	0	0	.000	
3/5	TARLETON	0	0	0	0	0	0	0	0	0	0	0	0	0	0	0	0	0	2	0	0	.000	
3/6	TARLETON	1	2	0	2	2	0	0	0	2	0	0	0	0	0	0	0	0	9	2	0	.400	
3/12	VS USF	0	0	0	0	0	0	0	0	0	0	0	0	0	0	0	0	0	2	0	0	.000	
3/13	AT ASU	1	4	1	1	0	1	0	0	0	0	0	0	0	0	0	0	0	6	0	0	.333	
3/15	SAINT LOUIS	0	1	0	1	1	0	0	0	0	0	0	0	0	0	0	0	0	1	0	1	.400	

CAREER STATISTICS																							
YEAR	AVG	GP-GS	AB	R	H	2B	3B	HR	RBI	TB	SLG%	BB	HBP	SO	GDP	OB%	SF	SH	SB-ATT	PO	A	E	FLD%
2021	.204	32-27	93	12	19	1	0	1	10	23	.247	8	1	33	1	.272	1	0	2	232	34	1	.996
2022	.400	7-3	10	1	4	1	0	0	3	5	.500	2	0	2	0	.500	0	0	0	33	3	1	.973
TOTAL	.223	39-30	103	13	23	2	0	1	13	28	.272	10	1	35	1	.296	1	0	2	265	37	2	.993



B

TRE MORRIS

PDS	YR	HT	WT	B/T
C	SR	5-10	190	R/R

HOMETOWN | COLUMBIA, MO.

PREVIOUS SCHOOL | BATTLE HS

SINGLE-GAME HIGHS

Hits: 3, at Monroe [2/25/22]

Doubles: 1, 9 times, MR vs. Gonzaga [3/9/22]

Triples: 1, at SIUE, 4/9/19]

Home runs: 1, twice, MR vs. Georgia [4/23/21]

RBI: 2, 5 times, MR vs. Tarleton State [3/5/22]

Runs scored: 3, vs Saint Louis [3/15/22]

Walks: 2, at SIUE [4/9/19]

Stolen bases: 1, twice, MR vs. Tarleton State [3/4/22]

GAME-BY-GAME STATISTICS

DATE	OPPONENT	GS	AB	R	H	RBI	2B	3B	HR	BB	IBB	SB	CS	HBP	SAC	SF	GDP	K	PO	A	E	AVG
2/18	AT NICHOLLS	1	4	0	1	2	0	0	0	0	0	1	0	0	0	0	0	0	1	0	0	.250
2/19	AT NICHOLLS	1	4	0	0	0	0	0	0	0	0	0	0	0	0	0	0	0	6	1	0	.125
2/20	AT NICHOLLS	1	5	0	0	0	0	0	0	0	0	0	0	0	0	0	0	0	7	3	0	.077
2/21	AT NICHOLLS	0	3	0	0	0	0	0	0	0	0	0	0	0	0	0	0	0	2	1	0	.063
2/23	AT SOUTHERN	1	2	1	0	0	0	0	0	1	0	0	0	0	0	0	0	0	8	0	0	.056
2/25	AT MONROE	1	5	0	3	2	1	0	0	0	0	0	0	0	0	0	0	0	19	1	0	.174
2/27	AT MONROE	1	5	0	2	0	0	0	0	0	0	0	0	0	0	0	0	0	11	0	0	.214
3/4	TARLETON	1	3	0	1	1	0	0	0	0	0	1	0	1	0	0	0	1	13	0	0	.226
3/5	TARLETON	1	4	0	1	2	1	0	0	0	0	0	0	0	0	0	0	0	2	1	0	.229
3/9	GONZAGA	1	5	1	2	1	1	0	0	0	0	0	0	0	0	0	1	0	6	0	0	.250
3/12	VS USF	1	4	0	1	0	0	0	0	0	0	0	0	0	0	0	0	1	10	1	0	.250
3/15	SAINT LOUIS	1	3	3	2	1	0	0	0	1	0	0	0	0	0	0	0	0	8	1	0	.277

CAREER STATISTICS

YEAR	AVG	GP-GS	AB	R	H	2B	3B	HR	RBI	TB	SLG%	BB	HBP	SO	GDP	OB%	SF	SH	SB-ATT	PO	A	E	FLD%
2019	.429	10-1	7	4	3	0	1	0	2	5	.714	3	0	2	0	.600	0	0	0-0	25	3	1	.966
2020	.353	5-4	17	1	6	1	0	0	3	7	.412	1	0	2	0	.389	0	0	0-0	38	9	0	1.000
2021	.258	37-32	120	12	31	4	0	2	17	41	.342	7	2	16	2	.308	1	2	2-4	163	16	3	.984
2022	.277	12-11	47	5	13	3	0	0	9	16	.340	2	1	2	1	.320	0	0	2	93	9	0	1.000
TOTAL	.277	64-48	191	22	53	8	1	2	31	69	.361	13	3	22	3	.332	1	2	4	319	37	4	.989



4

NANDER
DE SEDAS

POS

YR

HT

WT

B/T

INF

JR

6-2

200

S/R

HOMETOWN | PANAMA CITY, PAN.

PREVIOUS SCHOOL | FLORIDA ST.

SINGLE-GAME HIGHS

Hits: 3, 4 times, MR vs. Stetson (4/27/21)

Doubles: 2, vs. Virginia Tech (3/9/19)

Triples: 1, three times, MR vs SLU (3/15/22)

Home runs: 1, 12 times, MR at Nicholls (2/19/22)

RBI: 4, three times, MR vs SLU (3/15/22)

Runs scored: 3, 3 times, MR vs. Tarleton State (3/6/22)

Walks: 3, twice, MR at Nicholls (2/21/22)

Stolen bases: 1, 4 times, MR at Nicholls (2/21/22)

GAME-BY-GAME STATISTICS																							
DATE	OPPONENT	GS	AB	R	H	RBI	2B	3B	HR	BB	IBB	SB	CS	HBP	SAC	SF	GDP	K	PO	A	E	AVG	
2/19	AT NICHOLLS	0	1	1	1	2	0	0	1	0	0	0	0	0	0	0	0	0	0	0	0	1.000	
2/21	AT NICHOLLS	1	2	1	0	0	0	0	0	3	0	1	0	0	0	0	0	0	1	3	1	.333	
2/23	AT SOUTHERN	0	3	1	0	0	0	0	0	1	0	0	0	0	0	0	0	1	0	1	0	.167	
3/5	TARLETON	0	1	0	1	0	0	0	0	0	0	0	0	0	0	0	0	0	1	0	0	.286	
3/6	TARLETON	1	3	3	2	0	1	0	0	2	0	0	0	0	0	0	0	0	1	0	0	.400	
3/12	VS USF	0	0	0	0	0	0	0	0	0	0	0	0	0	0	0	0	0	0	0	0	.000	
3/13	AT ASU	1	3	0	1	1	0	0	0	0	0	0	0	0	0	1	0	0	1	4	0	.385	
3/15	SAINT LOUIS	1	3	2	2	4	0	1	0	0	0	0	0	0	0	1	0	1	1	1	1	.438	

CAREER STATISTICS

YEAR	AVG	GP-GS	AB	R	H	2B	3B	HR	RBI	TB	SLG%	BB	HBP	SO	GDP	OB%	SF	SH	SB	PO	A	E	FLD%
2019*	.231	62-62	208	38	48	8	1	4	32	70	.337	29	12	61	-	.353	3	1	3	92	125	18	.923
2020*	.150	17-17	60	9	9	0	0	0	7	9	.150	12	2	22	-	.307	1	0	2	22	35	8	.877
2021*	.196	52-52	179	34	35	7	1	7	18	65	.363	17	11	59	-	.303	1	0	0	77	104	17	.914
2022	.438	9-4	16	8	7	1	1	1	7	13	.813	6	0	2	0	.542	2	0	1	5	9	2	.875
TOTAL	.214	140-135	463	89	99	16	3	12	64	157	.339	64	25	144	3	.336	7	1	6	196	273	45	.912



5

JOSH DAY

POS

YR

HT

WT

B/T

INF

SR

6-2

200

R/R

HOMETOWN |

NATCHEZ, MISS.

PREVIOUS SCHOOL |

COPIAH LINCOLN

SINGLE-GAME HIGHS

Hits: 3, twice, MR at Alabama [4/30/21]

Doubles: 2, twice, MR at Southern [2/23/22]

Triples: N/A

Home runs: 1, six times, MR at Monroe [2/27/22]

RBI: 3, at Southern [2/23/22]

Runs scored: 3, twice, MR vs. Tarleton State [3/6/22]

Walks: 3, twice, MR at Nicholls [2/18/22]

Stolen bases: 1, 11 times, MR vs SLU [3/15/22]

GAME-BY-GAME STATISTICS																							
DATE	OPPONENT	GS	AB	R	H	RBI	2B	3B	HR	BB	IBB	SB	CS	HBP	SAC	SF	GDP	K	PO	A	E	AVG	
2/18	AT NICHOLLS	1	2	1	1	0	0	0	0	3	0	0	0	0	0	0	0	0	0	3	1	.500	
2/19	AT NICHOLLS	1	3	1	1	2	0	0	1	1	0	0	0	0	0	0	0	0	0	1	0	.400	
2/20	AT NICHOLLS	1	5	0	2	2	0	0	0	0	0	0	0	0	0	0	0	2	2	1	0	.400	
2/21	AT NICHOLLS	1	3	3	1	0	0	0	0	1	0	1	0	1	0	0	0	0	4	4	0	.385	
2/23	AT SOUTHERN	1	5	2	3	3	2	0	1	0	0	0	0	0	0	0	0	2	0	0	0	.444	
2/25	AT MONROE	1	4	2	2	0	0	0	0	1	0	1	0	0	0	0	0	0	1	0	0	.455	
2/27	AT MONROE	1	5	1	2	1	0	0	1	0	0	1	0	0	0	0	0	1	0	0	0	.444	
3/4	TARLETON	1	5	0	0	0	0	0	0	0	0	0	0	0	0	0	0	3	0	1	0	.375	
3/5	TARLETON	1	3	1	2	1	1	0	0	0	0	0	1	1	0	0	0	0	2	1	1	.400	
3/6	TARLETON	1	3	3	1	0	1	0	0	2	0	0	0	0	0	0	0	0	2	0	0	.395	
3/9	GONZAGA	1	5	1	2	1	0	0	0	0	0	0	0	0	0	0	0	1	1	2	1	.395	
3/12	VS USF	1	4	0	0	0	0	0	0	0	0	0	0	1	0	0	0	1	3	0	0	.362	
3/13	AT ASU	1	4	2	1	1	0	0	1	1	0	0	0	0	0	0	0	1	2	2	0	.353	
3/15	SAINT LOUIS	1	4	1	2	1	1	0	0	0	0	1	0	0	0	0	0	1	0	2	0	.364	

CAREER STATISTICS

YEAR	AVG	GP-GS	AB	R	H	2B	3B	HR	RBI	TB	SLG%	BB	HBP	SO	GDP	OB%	SF	SH	SB	PO	A	E	FLD%
2021	.250	44-43	152	18	38	4	0	2	21	48	.316	25	5	37	3	.374	0	2	7	60	84	4	.973
2022	.364	14-14	55	18	20	5	0	4	12	37	.673	9	3	12	0	.478	0	0	4	17	17	3	.919
TOTAL	.280	58-57	207	36	58	9	0	6	33	85	.411	34	8	49	3	.402	0	2	11	77	101	7	.962



6

DEXTER
SWIMS

POS

YR

HT

WT

B/T

INF

JR

5-10

180

R/R

HOMETOWN | ST. LOUIS, MO.

PREVIOUS SCHOOL | MO. SOUTHERN

- SINGLE-GAME HIGHS
- Hits:

1, at Southern (2/23/22)
- Doubles:

N/A
- Triples:

N/A
- Home runs:

N/A
- RBI:

3, at Southern (2/23/22)
- Runs scored:

2, at Southern (2/23/22)
- Walks:

1, at Southern (2/23/22)
- Stolen bases:

N/A

GAME-BY-GAME STATISTICS																						
DATE	OPPONENT	GS	AB	R	H	RBI	2B	3B	HR	BB	IBB	SB	CS	HBP	SAC	SF	GDP	K	PO	A	E	AVG
2/23	AT SOUTHERN	0	1	2	1	3	0	0	0	1	0	0	0	0	0	1	0	0	0	0	0	1.000
3/6	TARLETON	0	1	0	0	0	0	0	0	0	0	0	0	0	0	0	0	0	1	0	0	.500
3/15	SAINT LOUIS	0	1	0	0	0	0	0	0	0	0	0	0	0	0	0	0	0	1	0	0	.333

CAREER STATISTICS

YEAR	AVG	GP-GS	AB	R	H	2B	3B	HR	RBI	TB	SLG%	BB	HBP	SO	GDP	OB%	SF	SH	SB-ATT	PO	A	E	FLD%
2022	.333	3-0	3	2	1	0	0	0	3	1	.333	1	0	0	0	.400	1	0	0	2	0	0	1.000
TOTAL	.333	3-0	3	2	1	0	0	0	3	1	.333	1	0	0	0	.400	1	0	0	2	0	0	1.000



POS YR HT WT B/T
OF SO 6-0 170 L/L

HOMETOWN | **OVERLAND PARK, KAN.**
PREVIOUS SCHOOL | **BLUE VALLEY WEST**

SINGLE-GAME HIGHS

Hits: 4, vs. San Francisco (3/12/22)

Doubles: 1, three times, MR at Arizona State (3/13/22)

Triples: 1, vs. Omaha (2/27/21)

Home runs: 1, twice, MR vs. Tarleton State (3/5/22)

RBI: 2, three times, MR vs. San Francisco (3/12/22)

Runs scored: 3, at Nicholls (2/19/22)

Walks: 2, at Nicholls (2/20/22)

Stolen bases: 3, at Nicholls (2/19/22)

GAME-BY-GAME STATISTICS																							
DATE	OPPONENT	GS	AB	R	H	RBI	2B	3B	HR	BB	IBB	SB	CS	HBP	SAC	SF	GDP	K	PO	A	E	AVG	
2/18	at NICHOLLS	1	3	1	2	1	1	0	0	1	0	0	0	0	0	0	0	0	1	0	0	.667	
2/19	at NICHOLLS	1	4	3	2	2	0	0	0	0	0	3	0	0	0	0	0	1	3	0	0	.571	
2/20	at NICHOLLS	1	2	0	1	2	0	0	0	2	0	0	0	0	0	0	0	0	1	0	0	.556	
2/21	at NICHOLLS	1	4	0	0	0	0	0	0	0	0	1	0	1	0	0	0	0	1	0	0	.385	
2/23	at SOUTHERN	1	4	1	1	0	0	0	0	0	0	0	0	0	0	0	0	0	0	0	0	.353	
2/25	at MONROE	1	4	0	1	0	0	0	0	0	0	0	0	0	0	0	0	0	1	0	0	.333	
2/27	at MONROE	1	4	2	2	1	0	0	1	0	0	0	0	0	0	0	0	1	3	0	0	.360	
3/4	TARLETON	1	4	0	0	0	0	0	0	0	0	0	0	0	0	0	0	1	2	0	0	.310	
3/5	TARLETON	1	3	2	1	1	0	0	1	0	0	0	0	1	0	0	1	1	4	0	0	.313	
3/6	TARLETON	1	4	1	1	0	0	0	0	0	0	0	0	0	0	0	0	0	2	0	1	.308	
3/9	GONZAGA	1	4	0	2	1	0	0	0	0	0	1	0	0	0	0	0	0	3	1	1	.325	
3/12	VS USF	1	4	0	4	2	1	0	0	0	0	0	1	0	0	0	0	0	1	0	0	.386	
3/13	AT ASU	1	5	1	2	1	1	0	0	0	0	0	0	0	0	0	0	0	3	0	0	.388	
3/15	SAINT LOUIS	1	2	2	1	0	0	0	0	1	0	1	0	1	0	0	0	0	2	0	0	.392	

CAREER STATISTICS

YEAR	AVG	GP-GS	AB	R	H	2B	3B	HR	RBI	TB	SLG%	BB	HBP	SO	GDP	OB%	SF	SH	SB	PO	A	E	FLD%
2021	.205	25-11	39	9	8	1	1	0	2	11	.282	4	4	10	0	.340	0	0	3	32	0	0	1.000
2022	.392	14-14	51	13	20	3	0	2	11	29	.569	4	3	4	1	.466	0	0	6	27	1	2	.933
TOTAL	.311	39-25	90	22	28	4	1	2	13	40	.444	8	7	14	1	.410	0	0	9	59	1	2	.968



9

TY
WILMSMEYER

POS

YR

HT

WT

B/T

UT

JR

6-1

185

R/R

HOMETOWN | SPRINGFIELD, MO.

PREVIOUS SCHOOL | GLENDALE HS

SINGLE-GAME HIGHS

Hits: 3, at Nicholls [2/18/22]

Doubles: 1, three times, MR vs. San Francisco [3/14/22]

Triples: N/A

Home runs: 1, at Nicholls [2/18/22]

RBI: 3, at Nicholls [2/18/22]

Runs scored: 3, at Nicholls [2/18/22]

Walks: 1, 6 times, MR at Arizona State [3/14/22]

Stolen bases: 1, seven times, MR vs. Saint Louis [3/15/22]

GAME-BY-GAME STATISTICS																							
DATE	OPPONENT	GS	AB	R	H	RBI	2B	3B	HR	BB	IBB	SB	CS	HBP	SAC	SF	GDP	K	PO	A	E	AVG	
2/18	AT NICHOLLS	1	5	3	3	3	1	0	1	0	0	0	0	0	0	0	0	0	3	0	0	.600	
2/19	AT NICHOLLS	1	4	2	0	1	0	0	0	0	0	0	0	0	0	0	0	0	2	0	0	.333	
2/20	AT NICHOLLS	1	3	0	0	1	0	0	0	0	0	0	0	0	0	0	0	1	0	0	0	.250	
2/21	AT NICHOLLS	1	2	0	1	0	0	0	0	0	0	0	0	0	0	0	0	0	1	0	0	.286	
2/23	AT SOUTHERN	1	4	0	1	0	0	0	0	0	0	1	0	0	0	0	0	2	0	0	0	.278	
2/25	AT MONROE	1	4	0	2	0	0	0	0	0	0	0	0	0	0	0	0	2	0	0	0	.318	
2/27	AT MONROE	1	4	0	1	0	0	0	0	0	0	1	0	0	0	0	0	0	3	0	0	.308	
3/4	TARLETON	1	3	0	1	0	0	0	0	0	0	0	0	0	0	0	0	1	3	0	0	.310	
3/5	TARLETON	1	4	1	2	0	0	0	0	0	0	0	0	0	0	0	0	0	7	0	0	.333	
3/6	TARLETON	1	4	0	1	1	0	0	0	0	0	1	0	0	0	0	0	1	2	0	0	.324	
3/9	GONZAGA	1	4	2	2	0	0	0	0	0	0	0	0	0	0	0	0	0	0	0	0	.341	
3/12	VS USF	1	4	1	2	1	1	0	0	0	0	0	0	0	0	0	0	1	2	0	0	.356	
3/13	AT ASU	1	3	0	1	0	0	0	0	1	0	0	0	0	0	0	0	0	1	1	0	.354	
3/15	SAINT LOUIS	1	3	1	1	2	0	0	0	0	0	1	0	1	0	0	0	1	1	0	0	.353	

CAREER STATISTICS																							
YEAR	AVG	GP-GS	AB	R	H	2B	3B	HR	RBI	TB	SLG%	BB	HBP	SO	GDP	OB%	SF	SH	SB-ATT	PO	A	E	FLD%
2020	.000	1-0	1	0	0	0	0	0	0	0	.000	0	0	0	0	.000	0	0	0-0	0	1	1	.500
2021	.244	31-17	45	13	11	1	0	0	5	12	.267	12	2	19	1	.424	0	1	4-6	43	1	0	1.000
2022	.353	14-14	51	10	18	2	0	1	9	23	.451	1	1	9	0	.377	0	0	4	25	1	0	1.000
TOTAL	.299	49-31	97	23	29	3	0	1	14	35	.361	13	3	28	1	.398	0	1	8	68	3	1	.986



10

JACKSON
BEAMAN

POS	YR	HT	WT	B/T
INF	SO	6-1	205	R/R

HOMETOWN | LINCOLN, MO.

PREVIOUS SCHOOL | LINCOLN HS

SINGLE-GAME HIGHS

Hits: 1, vs Saint Louis (3/15/22)

Doubles: N/A

Triples: N/A

Home runs: 1, vs Saint Louis (3/15/22)

RBI: 3, vs Saint Louis (3/15/22)

Runs scored: 1, vs Saint Louis (3/15/22)

Walks: 1, at Southern (2/23/22)

Stolen bases: N/A

GAME-BY-GAME STATISTICS

DATE	OPPONENT	GS	AB	R	H	RBI	2B	3B	HR	BB	IBB	SB	CS	HBP	SAC	SF	GDP	K	PO	A	E	AVG
2/18	AT NICHOLLS	0	1	0	0	0	0	0	0	0	0	0	0	0	0	0	0	0	0	0	0	.000
2/21	AT NICHOLLS	1	2	0	0	0	0	0	0	0	0	0	0	0	0	0	0	1	0	0	0	.000
2/23	AT SOUTHERN	0	1	0	0	0	0	0	0	1	0	0	0	0	0	0	0	0	0	0	0	.000
3/6	TARLETON	0	1	0	0	0	0	0	0	0	0	0	0	0	0	0	0	1	0	0	0	.000
3/15	SAINT LOUIS	0	1	1	1	3	0	0	1	0	0	0	0	0	0	0	0	0	0	0	0	.167

CAREER STATISTICS

YEAR	AVG	GP-GS	AB	R	H	2B	3B	HR	RBI	TB	SLG%	BB	HBP	SO	GDP	OB%	SF	SH	SB-ATT	PO	A	E	FLD%
2022	.167	5-1	6	1	1	0	0	1	3	4	.667	1	0	2	0	.286	0	0	0	1	0	0	1.000
TOTAL	.167	5-1	6	1	1	0	0	1	3	4	.667	1	0	2	0	.286	0	0	0	1	0	0	1.000



LUKE MANN

POS

YR

HT

WT

B/T

INF

R-JR

6-2

200

L/R

HOMETOWN | ST. LOUIS, MO.

PREVIOUS SCHOOL | VIANNEY HS

SINGLE-GAME HIGHS

Hits: 3, vs. Northwestern (3/10/19)

Doubles: 1, 11 times, MR at Monroe (2/27/22)

Triples: 1, vs. Omaha (2/26/21)

Home runs: 2, vs. Auburn (5/20/21)

RBI: 4, twice, MR at Mississippi State (5/15/21)

Runs scored: 4, at Southern (2/23/22)

Walks: 4, vs. Rhode Island (2/23/19)

Stolen bases: 1, 5x, MR vs. Tarleton State (3/5/22)

GAME-BY-GAME STATISTICS																								
DATE	OPPONENT	GS	AB	R	H	RBI	2B	3B	HR	BB	IBB	SB	CS	HBP	SAC	SF	GDP	K	PO	A	E	AVG		
2/18	AT NICHOLLS	1	3	1	1	1	0	0	1	1	0	0	0	1	0	0	0	1	1	2	0	.333		
2/19	AT NICHOLLS	1	5	0	1	0	0	0	0	0	0	1	0	0	0	0	0	2	1	1	0	.250		
2/20	AT NICHOLLS	1	5	1	1	0	0	0	0	0	0	0	0	0	0	0	1	0	2	0	0	.231		
2/21	AT NICHOLLS	1	4	0	2	3	1	0	0	0	0	0	0	1	0	0	0	0	1	2	0	.294		
2/23	AT SOUTHERN	1	3	4	1	0	0	0	0	2	0	0	0	1	0	0	0	2	2	1	0	.300		
2/25	AT MONROE	1	2	1	0	0	0	0	0	2	0	1	0	1	0	0	0	1	0	0	0	.273		
2/27	AT MONROE	1	5	0	1	0	1	0	0	0	0	0	0	0	0	0	0	0	1	0	0	.259		
3/4	TARLETON	1	5	2	2	0	0	0	0	0	0	1	0	0	0	0	0	0	0	3	1	.281		
3/5	TARLETON	1	2	1	0	1	0	0	0	1	0	1	0	1	0	0	0	0	1	4	0	.265		
3/6	TARLETON	1	2	2	1	2	0	0	0	2	0	0	0	0	0	1	0	1	0	1	0	.278		
3/9	GONZAGA	1	4	0	0	0	0	0	0	1	0	0	0	0	0	0	0	2	0	2	0	.250		
3/12	VS USF	1	4	1	1	0	0	0	0	0	0	0	0	0	0	0	0	1	0	1	0	.250		
3/13	AT ASU	1	3	0	0	0	0	0	0	2	0	0	0	0	0	0	0	1	1	2	0	.234		
3/15	SAINT LOUIS	1	3	1	2	1	0	0	0	0	0	0	0	0	0	1	0	0	0	0	0	.260		

YEAR	AVG	GP-GS	AB	R	H	2B	3B	HR	RBI	TB	SLG%	BB	HBP	SO	GDP	OB%	SF	SH	SB-ATT	PO	A	E	FLD%
2019	.250	15-14	44	16	11	3	0	2	8	20	.455	16	1	17	1	.459	0	0	0-0	2	5	0	1.000
2020	.200	15-10	40	4	8	2	0	1	7	13	.325	6	3	21	0	.340	1	0	1-1	8	20	3	.903
2021	.224	44-38	134	25	30	4	1	8	29	60	.448	17	3	60	0	.321	2	1	2-2	28	68	6	.941
2022	.260	14-14	50	14	13	2	0	1	8	18	.360	11	5	11	1	.426	2	0	4	10	19	1	.967
TOTAL	.231	89-77	268	59	62	11	1	12	52	111	.414	50	12	109	2	.370	5	1	7	48	112	10	.941



12

JUSTIN COLON

POS	YR	HT	WT	B/T
INF	FR	6-3	170	R/R

HOMETOWN | CAROLINA, PUERTO RICO
PREVIOUS SCHOOL | MONTVERDE (FL)

SINGLE-GAME HIGHS

- Hits: 1, at Southern [2/23/22]
- Doubles: 1, at Southern [2/23/22]
- Triples: N/A
- Home runs: N/A
- RBI: N/A
- Runs scored: 1, twice, MR vs Saint Louis [3/15/22]
- Walks: 1, vs Saint Louis [3/15/22]
- Stolen bases: 1, at Southern [2/23/22]

GAME-BY-GAME STATISTICS																						
DATE	OPPONENT	GS	AB	R	H	RBI	2B	3B	HR	BB	IBB	SB	CS	HBP	SAC	SF	GDP	K	PO	A	E	AVG
2/18	AT NICHOLLS	0	2	0	0	0	0	0	0	0	0	0	0	0	0	0	0	0	1	2	0	.000
2/23	AT SOUTHERN	0	2	1	1	0	1	0	0	0	0	1	0	0	0	0	0	0	1	0	0	.250
3/5	TARLETON	0	1	0	0	0	0	0	0	0	0	0	0	0	0	0	0	0	0	0	0	.200
3/6	TARLETON	0	0	0	0	0	0	0	0	0	0	0	0	0	0	0	0	0	1	0	0	.000
3/15	SAINT LOUIS	0	0	1	0	0	0	0	0	1	0	0	0	0	0	0	0	0	1	0	0	.200

CAREER STATISTICS

YEAR	AVG	GP-GS	AB	R	H	2B	3B	HR	RBI	TB	SLG%	BB	HBP	SO	GDP	OB%	SF	SH	SB-ATT	PO	A	E	FLD%
2022	.200	5-0	5	2	1	1	0	0	0	2	.400	1	0	0	0	.333	0	0	1	4	2	0	1.000
TOTAL	.200	5-0	5	2	1	1	0	0	0	2	.400	1	0	0	0	.333	0	0	1	4	2	0	1.000



13

GARRETT
RICE

POS

YR

HT

WT

B/T

INF

SO

6-2

240

R/R

HOMETOWN | WILLARD, MO.

PREVIOUS SCHOOL | WILLARD HS

SINGLE-GAME HIGHS

Hits: 2, twice, MR at Southern (2/23/22)

Doubles: 1, 4 times, MR at Southern (2/23/22)

Triples: N/A

Home runs: N/A

RBI: 3, twice, MR at Southern (2/23/22)

Runs scored: 1, three times, MR vs. Tarleton State (3/6/22)

Walks: 2, at Illinois State (3/13/21)

Stolen bases: N/A

GAME-BY-GAME STATISTICS																							
DATE	OPPONENT	GS	AB	R	H	RBI	2B	3B	HR	BB	IBB	SB	CS	HBP	SAC	SF	GDP	K	PO	A	E	AVG	
2/23	AT SOUTHERN	1	3	0	2	3	1	0	0	0	0	0	0	0	0	0	0	0	0	0	0	.667	
2/25	AT MONROE	1	2	0	0	0	0	0	0	0	0	0	0	0	0	0	0	0	2	1	0	.400	
3/6	TARLETON	1	2	1	1	0	0	0	0	1	0	0	0	1	0	0	0	0	0	0	0	.286	
3/9	GONZAGA	1	1	0	0	0	0	0	0	1	0	0	0	0	0	0	0	0	0	0	0	.375	
3/15	SAINT LOUIS	0	0	0	0	0	0	0	0	1	0	0	0	0	0	0	0	0	0	0	0	.375	

YEAR	AVG	GP-GS	AB	R	H	2B	3B	HR	RBI	TB	SLG%	BB	HBP	SO	GDP	OB%	SF	SH	SB-ATT	PO	A	E	FLD%
2021	.171	16-10	41	4	7	3	0	0	4	10	.244	6	0	18	0	.277	0	0	1-1	1	0	0	1.000
2022	.375	5-4	8	1	3	1	0	0	3	4	.500	3	1	0	0	.583	0	0	0	2	1	0	1.000
TOTAL	.204	21-14	49	5	10	4	0	0	7	14	.286	9	1	18	0	.339	0	0	1	3	1	0	1.000



14

ISAIAH
FROST

POS

YR

HT

WT

B/T

OF

FR

5-11

190

L/L

HOMETOWN | LEE'S SUMMIT, MO.

PREVIOUS SCHOOL | BLUESPRINGS SOUTH

SINGLE-GAME HIGHS

Hits: N/A

Doubles: N/A

Triples: N/A

Home runs: N/A

RBI: N/A

Runs scored: 1, three times, MR vs Saint Louis [3/15/22]

Walks: 1, twice, MR at Southern [2/23/22]

Stolen bases: N/A

GAME-BY-GAME STATISTICS																						
DATE	OPPONENT	GS	AB	R	H	RBI	2B	3B	HR	BB	IBB	SB	CS	HBP	SAC	SF	GDP	K	PO	A	E	AVG
2/18	at NICHOLLS	0	1	0	0	0	0	0	0	0	0	0	0	0	0	0	0	0	1	0	0	.000
2/19	at NICHOLLS	0	0	1	0	0	0	0	0	0	0	0	0	0	0	0	0	0	0	0	0	.000
2/20	at NICHOLLS	0	1	1	0	0	0	0	0	1	0	0	0	0	0	0	0	1	0	0	0	.000
2/21	at NICHOLLS	0	1	0	0	0	0	0	0	0	0	0	0	0	0	0	0	0	1	0	0	.000
2/23	at SOUTHERN	0	0	0	0	0	0	0	0	1	0	0	0	0	0	0	0	0	0	0	0	.000
3/4	TARLETON	0	1	0	0	0	0	0	0	0	0	0	0	0	0	0	0	1	1	0	0	.000
3/6	TARLETON	0	1	0	0	0	0	0	0	0	0	0	0	0	0	0	0	1	0	0	0	.000
3/15	SAINT LOUIS	0	1	1	0	0	0	0	0	0	0	0	0	0	0	0	0	0	0	0	0	.000

CAREER STATISTICS

YEAR	AVG	GP-GS	AB	R	H	2B	3B	HR	RBI	TB	SLG%	BB	HBP	SO	GDP	OB%	SF	SH	SB-ATT	PO	A	E	FLD%
2022	.000	8-0	6	3	0	0	0	0	0	0	.000	2	0	3	0	.250	0	0	0	3	0	0	1.000
TOTAL	.000	8-0	6	3	0	0	0	0	0	0	.000	2	0	3	0	.250	0	0	0	3	0	0	1.000



18

SHEA MCGAHAN

POS

C

YR

FR

HT

6-0

WT

185

B/T

R/R

HOMETOWN | ST. LOUIS, MO.

PREVIOUS SCHOOL | LINDBERGH HS

SINGLE-GAME HIGHS

Hits: 1, twice, MR at Southern (2/23/22)

Doubles: N/A

Triples: N/A

Home runs: 1, at Southern (2/23/22)

RBI: 4, at Southern (2/23/22)

Runs scored: 1, at Southern (2/23/22)

Walks: N/A

Stolen bases: N/A

GAME-BY-GAME STATISTICS																						
DATE	OPPONENT	GS	AB	R	H	RBI	2B	3B	HR	BB	IBB	SB	CS	HBP	SAC	SF	GDP	K	PO	A	E	AVG
2/19	AT NICHOLLS	0	1	0	1	0	0	0	0	0	0	0	0	0	0	0	0	0	1	0	0	1.000
2/23	AT SOUTHERN	0	1	1	1	4	0	0	1	0	0	0	0	0	0	0	0	0	0	0	0	1.000
3/6	TARLETON	0	1	0	0	0	0	0	0	0	0	0	0	0	0	0	0	1	1	0	0	.667

CAREER STATISTICS																							
YEAR	AVG	GP-GS	AB	R	H	2B	3B	HR	RBI	TB	SLG%	BB	HBP	SO	GDP	OB%	SF	SH	SB-ATT	PO	A	E	FLD%
2022	.667	3-0	3	1	2	0	0	1	4	5	1.667	0	0	1	0	.667	0	0	0	2	0	0	1.000
TOTAL	.667	3-0	3	1	2	0	0	1	4	5	1.667	0	0	1	0	.667	0	0	0	2	0	0	1.000



19

TREVOR
AUSTIN

POS

YR

HT

WT

B/T

INF

SO

5-10

188

R/R

HOMETOWN | JEFFERSON CITY, MO.

PREVIOUS SCHOOL | HELIAS HS

SINGLE-GAME HIGHS

Hits: 2, three times, MR at Nicholls [2/19/22]

Doubles: 1, twice, MR at Nicholls [2/18/22]

Triples: N/A

Home runs: 1, three times, MR at Nicholls [2/18/21]

RBI: 2, at Nicholls [2/18/22]

Runs scored: 3, at Nicholls [2/19/22]

Walks: 2, at Nicholls [2/21/22]

Stolen bases: 1, three times, MR at Monroe [2/27/22]

GAME-BY-GAME STATISTICS																							
DATE	OPPONENT	GS	AB	R	H	RBI	2B	3B	HR	BB	IBB	SB	CS	HBP	SAC	SF	GDP	K	PO	A	E	AVG	
2/18	AT NICHOLLS	1	3	2	2	2	1	0	1	0	0	0	0	0	0	0	0	0	1	0	0	.667	
2/19	AT NICHOLLS	1	3	3	2	1	0	0	0	1	0	1	0	0	0	0	0	0	2	2	1	.667	
2/20	AT NICHOLLS	1	1	1	0	1	0	0	0	0	0	1	0	3	1	0	0	1	2	5	1	.571	
2/21	AT NICHOLLS	1	3	2	1	0	0	0	0	2	0	0	0	0	0	0	1	0	0	0	0	.500	
2/23	AT SOUTHERN	1	3	0	0	0	0	0	0	0	0	0	0	0	0	0	0	1	0	0	0	.385	
2/25	AT MONROE	1	4	1	1	0	0	0	0	1	0	0	0	0	0	0	0	2	2	1	0	.353	
2/27	AT MONROE	1	1	1	0	1	0	0	0	0	0	1	0	3	0	1	0	0	0	0	0	.333	
3/4	TARLETON	1	3	2	0	0	0	0	0	0	0	0	0	2	0	0	0	1	0	1	0	.286	
3/5	TARLETON	1	3	1	1	1	0	0	0	0	0	0	0	0	0	1	0	2	1	1	0	.292	
3/9	GONZAGA	1	5	0	1	0	0	0	0	0	0	0	0	0	0	0	0	0	2	3	0	.276	
3/12	VS USF	1	4	0	0	0	0	0	0	0	0	0	0	0	0	0	0	3	3	0	0	.242	
3/15	SAINT LOUIS	0	1	0	0	0	0	0	0	0	0	0	0	0	0	0	0	0	0	0	0	.235	

CAREER STATISTICS

YEAR	AVG	GP-GS	AB	R	H	2B	3B	HR	RBI	TB	SLG%	BB	HBP	SO	GDP	OB%	SF	SH	SB-ATT	PO	A	E	FLD%
2021	.188	21-9	32	7	6	1	0	2	2	13	.406	7	1	15	0	.350	0	2	0-0	13	18	1	.969
2022	.235	12-11	34	13	8	1	0	1	6	12	.353	4	8	10	1	.417	2	1	3	13	13	2	.929
TOTAL	.212	33-20	66	20	14	2	0	3	8	25	.379	11	9	25	1	.386	2	3	3	26	31	3	.950



24

HECTOR MANGUAL

POS

YR

HT

WT

B/T

INF

FR

6-4

180

R/R

HOMETOWN | RIO GRANDE, P.R.

PREVIOUS SCHOOL | TXNL ACADEMY

- SINGLE-GAME HIGHS
- Hits:

1, three times, MR vs. Tarleton State (3/5/22)
- Doubles:

1, at Southern (2/23/22)
- Triples:

N/A
- Home runs:

N/A
- RBI:

1, twice, MR at Southern (2/23/22)
- Runs scored:

2, at Southern (2/23/22)
- Walks:

1, twice, MR vs SLU (3/15/22)
- Stolen bases:

N/A

GAME-BY-GAME STATISTICS																							
DATE	OPPONENT	GS	AB	R	H	RBI	2B	3B	HR	BB	IBB	SB	CS	HBP	SAC	SF	GDP	K	PO	A	E	AVG	
2/18	AT NICHOLLS	0	2	0	1	1	0	0	0	0	0	0	0	0	0	0	0	0	0	0	0	.500	
2/23	AT SOUTHERN	0	1	2	1	1	1	0	0	1	0	0	0	0	0	0	0	0	1	0	0	.667	
2/25	AT MONROE	1	5	0	0	0	0	0	0	0	0	0	0	0	0	0	0	2	0	0	0	.250	
3/5	TARLETON	0	1	0	1	0	0	0	0	0	0	0	0	0	0	0	0	0	0	0	0	.333	
3/15	SAINT LOUIS	0	0	1	0	0	0	0	0	1	0	0	0	0	0	0	0	0	0	0	0	.333	

YEAR	AVG	GP-GS	AB	R	H	2B	3B	HR	RBI	TB	SLG%	BB	HBP	SO	GDP	OB%	SF	SH	SB-ATT	PO	A	E	FLD%
2022	.333	5-1	9	3	3	1	0	0	2	4	.444	2	0	2	0	.455	0	0	0	1	0	0	1.000
TOTAL	.333	5-1	9	3	3	1	0	0	2	4	.444	2	0	2	0	.455	0	0	0	1	0	0	1.000



26

TORIN MONTGOMERY

POS	YR	HT	WT	B/T
INF	JR	6-3	230	R/R

HOMETOWN | KIRKLAND, WASH.

PREVIOUS SCHOOL | BOISE STATE

SINGLE-GAME HIGHS

- Hits: 4, twice, MR at Nicholls [2/20/22]
- Doubles: 2, twice, MR at Southern [2/23/22]
- Triples: N/A
- Home runs: 1, 6 times, MR at Florida [4/17/21]
- RBI: 3, 4 times, MR vs. Tarleton State [3/6/22]
- Runs scored: 3, twice, MR at Nicholls [2/20/22]
- Walks: 3, at Monroe [2/27/22]
- Stolen bases: 2, vs. Dallas Baptist [3/4/21]

GAME-BY-GAME STATISTICS																								
DATE	OPPONENT	GS	AB	R	H	RBI	2B	3B	HR	BB	IBB	SB	CS	HBP	SAC	SF	GDP	K	PO	A	E	AVG		
2/18	AT NICHOLLS	1	4	0	1	1	0	0	0	1	0	0	0	0	0	0	0	0	8	0	0	.250		
2/19	AT NICHOLLS	1	3	1	1	0	0	0	0	1	0	0	0	0	0	0	0	0	4	0	0	.286		
2/20	AT NICHOLLS	1	5	3	4	0	1	0	0	0	0	0	0	0	0	0	0	0	10	0	0	.500		
2/21	AT NICHOLLS	1	4	1	1	2	0	0	0	0	0	0	0	0	0	1	0	1	11	1	0	.438		
2/23	AT SOUTHERN	1	2	1	2	1	2	0	0	0	0	0	0	1	0	1	0	0	3	0	0	.500		
2/27	AT MONROE	1	2	0	0	0	0	0	0	3	0	0	0	0	0	0	0	0	3	0	0	.450		
3/4	TARLETON	1	3	1	1	1	1	0	0	1	0	0	0	0	0	0	0	0	8	1	2	.435		
3/5	TARLETON	1	3	2	1	2	1	0	0	1	0	0	0	0	0	0	0	1	4	0	1	.423		
3/6	TARLETON	1	2	1	1	3	0	0	0	0	0	0	0	1	0	2	0	0	6	0	0	.429		
3/9	GONZAGA	1	5	1	3	1	0	0	0	0	0	1	0	0	0	0	0	1	8	1	0	.455		
3/12	VS USF	1	4	1	2	1	0	0	0	0	0	1	0	0	0	0	0	1	4	1	0	.459		
3/13	AT ASU	1	5	0	1	1	1	0	0	0	0	0	0	0	0	0	1	1	10	3	0	.429		
3/15	SAINT LOUIS	1	3	1	0	1	0	0	0	0	0	0	0	1	0	0	0	0	5	0	0	.400		

CAREER STATISTICS

YEAR	AVG	GP-GS	AB	R	H	2B	3B	HR	RBI	TB	SLG%	BB	HBP	SO	GDP	OB%	SF	SH	SB-ATT	PO	A	E	FLD%
2021	.278	47-42	158	30	44	9	0	5	30	68	.430	23	2	44	0	.373	2	0	4-4	317	24	5	.986
2022	.400	13-13	45	13	18	6	0	0	14	24	.533	7	3	5	1	.475	4	0	2	83	7	3	.968
TOTAL	.305	60-55	203	43	62	15	0	5	44	92	.453	30	5	49	1	.398	6	0	6	400	31	8	.982



27

CARLOS
PEÑA

POS OF YR FR HT 6-2 WT 215 B/T L/R

HOMETOWN | BAYSIDE, N.Y..
PREVIOUS SCHOOL | SALISBURY

SINGLE-GAME HIGHS

- Hits:** 2, three times, MR at Arizona State [3/13/22]
- Doubles:** 1, three times, MR at Arizona State [3/13/22]
- Triples:** 1, at Nicholls [2/21/21]
- Home runs:** 1, twice, MR at Arizona State [3/13/22]
- RBI:** 3, at Southern [2/23/22]
- Runs scored:** 2, three times, MR at Arizona State [3/13/22]
- Walks:** 2, vs. Tarleton State [3/4/22]
- Stolen bases:** 1, at Nicholls [2/23/22]

GAME-BY-GAME STATISTICS																							
DATE	OPPONENT	GS	AB	R	H	RBI	2B	3B	HR	BB	IBB	SB	CS	HBP	SAC	SF	GDP	K	PO	A	E	AVG	
2/18	AT NICHOLLS	1	4	1	1	1	0	0	0	0	0	0	0	0	0	0	0	0	1	0	0	.250	
2/19	AT NICHOLLS	1	4	2	2	2	1	0	0	0	0	1	0	0	0	0	0	1	2	0	0	.375	
2/20	AT NICHOLLS	1	4	1	0	2	0	0	0	0	0	0	0	0	0	1	0	1	0	0	0	.250	
2/21	AT NICHOLLS	0	3	0	2	1	0	1	0	0	0	0	0	0	0	0	0	0	2	1	0	.333	
2/23	AT SOUTHERN	1	4	2	1	3	0	0	1	1	0	0	0	0	0	0	0	2	1	0	0	.316	
2/25	AT MONROE	1	5	0	0	0	0	0	0	0	0	0	0	0	0	0	0	5	1	0	0	.250	
2/27	AT MONROE	1	4	0	0	0	0	0	0	0	0	0	0	0	0	0	0	1	6	0	0	.214	
3/4	TARLETON	1	2	0	1	1	1	0	0	2	0	0	0	0	0	0	0	1	0	0	0	.233	
3/5	TARLETON	1	3	0	1	1	0	0	0	0	0	0	0	0	0	0	0	1	3	0	0	.242	
3/9	GONZAGA	0	2	0	0	0	0	0	0	0	0	0	0	0	0	0	0	1	5	0	0	.229	
3/12	VS USF	1	3	1	0	0	0	0	0	1	0	0	0	0	0	0	0	0	1	0	0	.211	
3/13	AT ASU	1	3	2	2	1	1	0	1	1	0	0	0	0	0	0	0	0	0	0	0	.244	
3/15	SAINT LOUIS	1	2	0	1	0	0	0	0	0	0	0	1	0	0	0	0	0	1	0	0	.256	

CAREER STATISTICS

YEAR	AVG	GP-GS	AB	R	H	2B	3B	HR	RBI	TB	SLG%	BB	HBP	SO	GDP	OB%	SF	SH	SB-ATT	PO	A	E	FLD%
2022	.256	13-11	43	9	11	3	1	2	12	22	.512	5	0	13	0	.327	1	0	1	22	1	0	1.000
TOTAL	.256	13-11	43	9	11	3	1	2	12	22	.512	5	0	13	0	.327	1	0	1	22	1	0	1.000



42

FOX LEUM

POS

YR

HT

WT

B/T

INF

GR

6-2

230

L/R

HOMETOWN | EXCELSIOR, MINN.

PREVIOUS SCHOOL | COASTAL CAR.

- SINGLE-GAME HIGHS
- Hits:

2, four times, MR vs. SLU [3/15/22]
- Doubles:

1, at Nicholls [2/19/22]
- Triples:

N/A
- Home runs:

1, vs. Wake Forest [3/11/20]
- RBI:

3, twice, MR vs. SLU [3/15/22]
- Runs scored:

2, three times, MR at Nicholls [2/18/22]
- Walks:

2, 6 times, MR at Nicholls [2/20/22]
- Stolen bases:

1, at Monroe [2/25/22]

GAME-BY-GAME STATISTICS																						
DATE	OPPONENT	GS	AB	R	H	RBI	2B	3B	HR	BB	IBB	SB	CS	HBP	SAC	SF	GDP	K	PO	A	E	AVG
2/18	AT NICHOLLS	1	2	2	1	0	1	0	0	1	0	0	0	0	0	0	0	1	0	0	0	.500
2/19	AT NICHOLLS	1	4	0	1	0	0	0	0	0	0	0	0	0	0	0	0	3	0	0	0	.333
2/20	AT NICHOLLS	1	3	1	1	0	0	0	0	2	0	0	0	0	0	0	0	0	0	0	0	.333
2/21	AT NICHOLLS	0	1	0	0	0	0	0	0	0	0	0	0	0	0	0	0	0	0	0	0	.300
2/23	AT SOUTHERN	0	0	0	0	0	0	0	0	1	0	0	0	0	0	0	0	0	0	0	0	.300
2/25	AT MONROE	0	2	0	1	0	0	0	0	1	0	1	0	0	0	0	0	0	0	0	0	.333
2/27	AT MONROE	1	4	0	0	0	0	0	0	0	0	0	0	1	0	0	0	1	0	0	0	.250
3/5	TARLETON	0	1	0	0	0	0	0	0	0	0	0	0	0	0	0	0	0	0	0	0	.235
3/12	VS USF	0	1	0	0	0	0	0	0	0	0	0	0	0	0	0	0	0	0	0	0	.235
3/13	AT ASU	1	4	0	0	0	0	0	0	0	0	0	0	0	0	0	0	2	0	0	0	.190
3/15	SAINT LOUIS	1	3	1	2	3	0	0	0	1	0	0	0	0	0	0	0	0	0	0	0	.250

YEAR	AVG	GP	GS	AB	R	H	2B	3B	HR	RBI	SLG%	BB	HBP	SO	GDP	OB%	SF	SH	SB	PO	A	E	FLD%
2020	.250	15	14	36	9	9	0	0	1	10	.333	12	0	14	0	.420	2	1	0	20	3	0	1.000
2021	.063	12	5	16	2	1	0	0	0	0	.063	5	1	10	0	.318	0	0	0	15	0	0	1.000
2022	.250	10	6	24	4	6	1	0	0	3	.292	6	1	7	0	.419	0	0	1	0	0	0	.000
TOTAL	.203	34	23	69	14	14	1	0	1	10	.261	22	2	29	0	.400	2	1	1	35	3	0	1.000



52

CAM CARESWELL

POS

YR

HT

WT

B/T

INF

FR

6-2

220

L/L

HOMETOWN | LEE'S SUMMIT, MO.

PREVIOUS SCHOOL | LEE'S SUMMIT WEST

SINGLE-GAME HIGHS

Hits: 3, vs. Tarleton State [3/4/22]

Doubles: 2, vs. Tarleton State [3/4/22]

Triples: N/A

Home runs: N/A

RBI: 3, vs. Tarleton State [3/9/22]

Runs scored: 1, twice, MR vs. Tarleton State [3/5/22]

Walks: 1, vs. Tarleton State [3/5/22]

Stolen bases: N/A

GAME-BY-GAME STATISTICS																						
DATE	OPPONENT	GS	AB	R	H	RBI	2B	3B	HR	BB	IBB	SB	CS	HBP	SAC	SF	GDP	K	PO	A	E	AVG
2/23	AT SOUTHERN	0	1	0	0	0	0	0	0	0	0	0	0	0	0	0	0	0	0	0	0	.000
3/4	TARLETON	1	4	1	3	3	2	0	0	0	0	0	0	0	0	0	0	1	0	0	0	.600
3/5	TARLETON	1	3	1	1	0	1	0	0	1	0	0	0	0	0	0	0	1	0	0	0	.500
3/6	TARLETON	0	1	0	0	0	0	0	0	0	0	0	0	0	0	0	0	0	0	0	0	.444
3/9	GONZAGA	0	3	0	1	0	0	0	0	0	0	0	0	0	0	0	0	2	0	0	0	.417
3/13	AT ASU	1	4	0	0	0	0	0	0	0	0	0	0	0	0	0	0	2	0	0	0	.313

EAR	AVG	GP-GS	AB	R	H	2B	3B	HR	RBI	TB	SLG%	BB	HBP	SO	GDP	OB%	SF	SH	SB-ATT	PO	A	E	FLD%
2022	.313	6-3	16	2	5	3	0	0	3	8	.500	1	0	6	0	.353	0	0	0	0	0	0	.000
TOTAL	.313	6-3	16	2	5	3	0	0	3	8	.500	1	0	6	0	.353	0	0	0	0	0	0	.000



8

SPENCER
MILES

POS YR HT WT B/T
OF SO 6-0 170 R/R

HOMETOWN | COLUMBIA, MO.

PREVIOUS SCHOOL | ROCK BRIDGE

SINGLE-GAME HIGHS

IP: 7.0, at Illinois State (3/12/21)

WALKS: 4, vs. Oklahoma (3/6/21)

STRIKEOUTS: 11, at Monroe (2/25/22)

CAREER STATISTICS

YEAR	ERA	W	L	APP	GS	CG	SHO	SV	IP	H	R	ER	BB	SO	2B	3B	HR	BF	B/AVG	WP	HBP	BK	SFA	SHA
2020	3.60	1	0	4	2	0	0	1	15.0	15	6	6	2	11	1	0	1	61	.268	1	1	0	1	1
2021	7.01	2	6	16	10	0	0	1	60.1	76	52	47	22	44	10	3	6	284	.298	2	3	1	2	1
2022	1.88	2	0	3	3	0	0	0	14.1	13	4	3	3	17	3	1	0	59	.232	0	0	0	0	0
TOTAL	5.62	5	6	23	15	0	0	2	89.2	104	62	56	27	72	14	4	7	404	.283	3	4	1	3	2



20

JACOB
KUSH

POS YR HT WT
RHP SR 5-10 175

HOMETOWN | GUELPH, ONTARIO

PREVIOUS SCHOOL | NW FLORIDA ST

SINGLE-GAME HIGHS

IP: 3.1, twice, MR vs SLU (3/15/22)

WALKS: 4, at Nicholls (2/21/22)

STRIKEOUTS: 5, vs. Texas A&M (4/3/21)

CAREER STATISTICS

YEAR	ERA	W	L	APP	GS	CG	SHO	SV	IP	H	R	ER	BB	SO	2B	3B	HR	BF	B/AVG	WP	HBP	BK	SFA	SHA
2021	5.10	2	3	13	2	0	0	0	30.0	28	21	17	17	34	8	0	2	141	.243	2	4	1	2	3
2022	7.50	1	0	3	1	0	0	0	6.0	5	5	5	5	6	0	0	2	27	.238	1	1	0	0	0
TOTAL	5.50	3	3	16	3	0	0	0	36.0	33	26	22	22	40	8	0	4	168	.243	3	5	1	2	3

GAME-BY-GAME STATISTICS

DATE	OPPONENT	GS	IP	H	R	ER	BB	SO	2B	3B	HR	WP	BK	HBP	IBB	SCORE	W	L	SV	ERA
2/18	AT NICHOLLS	1	4.0	4	1	1	1	1	1	0	0	0	0	0	0	12-1	1	0	0	2.25
2/25	AT MONROE	1	5.1	6	3	2	1	11	0	1	0	0	0	0	0	4-3	0	0	0	3.38
3/4	TARLETON	1	5.0	3	0	0	1	5	2	0	0	0	0	0	0	6-5	1	0	0	0.00

GAME-BY-GAME STATISTICS

DATE	OPPONENT	GS	IP	H	R	ER	BB	SO	2B	3B	HR	WP	BK	HBP	IBB	SCORE	W	L	SV	ERA
2/21	AT NICHOLLS	1	1.2	3	4	4	4	3	0	0	1	1	0	1	0	7-4	0	0	0	21.60
3/9	GONZAGA	0	1.0	1	0	0	0	0	0	0	0	0	0	0	0	5-10	0	0	0	0.00
3/15	SAINT LOUIS	1	3.1	1	1	1	1	3	0	0	1	0	0	0	0	18-4	1	0	0	2.70



23

IAN LOHSE

POS

LHP

YR

SO

HT

6-0

WT

182

B/T

L/L

HOMETOWN

| ST. LOUIS, MO.

PREVIOUS SCHOOL

| MARQUETTE HS

SINGLE-GAME HIGHS

IP: 4.0, vs. Omaha (2/27/21)


WALKS: 3, at Saint Louis (2/10/21)

STRIKEOUTS: 7, at Saint Louis (2/10/21)

GAME-BY-GAME STATISTICS																				
DATE	OPPONENT	GS	IP	H	R	ER	BB	SO	2B	3B	HR	WP	BK	HBP	IBB	SCORE	W	L	SV	ERA
3/6	TARLETON	0	1.0	0	0	0	1	2	0	0	0	0	0	0	0	11-6	0	0	0	0.00
3/9	GONZAGA	0	0.2	1	3	3	2	1	0	0	0	0	0	0	0	5-10	0	1	0	40.50
3/13	AT ASU	0	1.0	0	0	0	2	1	0	0	0	0	0	0	0	6-4	0	0	1	0.00

CAREER STATISTICS

YEAR	ERA	W	L	APP	GS	CG	SHO	SV	IP	H	R	ER	BB	SO	2B	3B	HR	BF	B/AVG	WP	HBP	BK	SFA	SHA
2021	3.27	1	2	9	0	0	0	2	22.0	12	10	8	12	31	2	0	1	92	.160	1	3	0	1	1
2022	0.00	0	0	1	0	0	0	0	1.0	0	0	0	1	2	0	0	0	4	.000	0	0	0	0	0
TOTAL	4.01	1	3	12	0	0	0	3	24.2	13	13	11	17	35	2	0	1	106	.155	1	3	0	1	1



25

AUSTIN TROESSER

POS

RHP

YR

SO

HT

6-3

WT

160

B/T

R/R

HOMETOWN

| LOOSE CREEK, MO.

PREVIOUS SCHOOL

| FATIMA HS

SINGLE-GAME HIGHS

IP: 5.0, twice, MR vs. Tarleton State (3/5/22)

WALKS: 6, at Nicholls (2/19/22)

STRIKEOUTS: 6, at Nicholls (2/19/22)

GAME-BY-GAME STATISTICS																				
DATE	OPPONENT	GS	IP	H	R	ER	BB	SO	2B	3B	HR	WP	BK	HBP	IBB	SCORE	W	L	SV	ERA
2/19	AT NICHOLLS	1	4.0	3	2	2	0	6	1	0	1	1	0	1	0	14-2	1	0	0	4.50
2/27	AT MONROE	1	5.0	3	1	1	1	4	0	0	0	0	0	1	0	4-2	1	0	0	1.80
3/5	TARLETON	1	5.0	3	1	1	2	2	0	0	1	1	0	0	0	9-1	1	0	0	1.80
3/12	VS USF	1	4.1	3	1	1	2	3	0	0	0	0	1	0	0	4-1	0	0	0	2.08

CAREER STATISTICS

YEAR	ERA	W	L	APP	GS	CG	SHO	SV	IP	H	R	ER	BB	SO	2B	3B	HR	BF	B/AVG	WP	HBP	BK	SFA	SHA
2021	27.00	0	0	2	0	0	0	0	2.1	5	7	7	2	1	1	0	0	15	.417	1	1	0	0	0
2022	2.45	3	0	4	4	0	0	0	18.1	12	5	5	5	15	1	0	2	74	.182	2	2	1	0	1
TOTAL	5.23	3	0	6	4	0	0	0	20.2	17	12	12	7	16	2	0	2	89	.218	3	3	1	0	1



30 CARTER
RUSTAD

POS YR HT WT B/T
RHP **SO** **6-4** **180** **R/R**

HOMETOWN | KANSAS CITY, MO.

PREVIOUS SCHOOL | SAN DIEGO

SINGLE-GAME HIGHS

IP: 9.0, vs. Gonzaga (5/28/21)

WALKS: 4, vs. Seattle (2/22/20)

STRIKEOUTS: 9, at Indiana (3/7/20)

GAME-BY-GAME STATISTICS

DATE	OPPONENT	GS	IP	H	R	ER	BB	SO	2B	3B	HR	WP	BK	HBP	IBB	SCORE	W	L	SV	ERA
2/20	AT NICHOLLS	1	4.0	6	6	6	2	3	0	0	1	0	0	1	0	8-9	0	0	0	13.50
2/27	AT MONROE	0	3.0	1	0	0	0	4	0	0	0	0	0	0	0	4-2	0	0	0	0.00
3/6	TARLETON	0	4.1	5	4	4	2	5	1	1	1	1	0	0	0	11-6	1	0	0	8.31
3/13	AT ASU	0	4.0	5	3	3	1	2	2	0	1	1	0	0	0	6-4	1	0	0	6.75

CAREER STATISTICS

YEAR	ERA	W	L	APP	GS	CG	SHO	SV	IP	H	R	ER	BB	SO	2B	3B	HR	BF	B/AVG	WP	HBP	BK	SFA	SHA
2020*	0.84	4	0	4	4	0	0	0	21.1	5	2	2	8	24	1	0	1	77	.074	2	1	0	0	0
2021*	4.70	5	1	15	9	1	1	0	53.2	61	31	28	20	46	10	1	4	243	.289	8	8	0	3	1
2022	7.63	2	0	4	1	0	0	0	15.1	17	13	13	5	14	3	1	3	67	.283	2	1	0	0	1
TOTAL	4.28	11	1	23	14	1	1	0	90.1	83	46	43	33	84	14	2	8	355	.648	12	10	0	3	2



32 DREW
GARRETT

POS YR HT WT B/T
RHP **SR** **6-6** **205** **R/R**

HOMETOWN | COLUMBIA, MO.

PREVIOUS SCHOOL | JOHNSON COUNTY

SINGLE-GAME HIGHS

IP: 2.1, vs. Vanderbilt (3/26/21)

WALKS: 3, twice, MR at Florida (4/17/21)

STRIKEOUTS: 3, vs. Vanderbilt (3/26/21)

GAME-BY-GAME STATISTICS

DATE	OPPONENT	GS	IP	H	R	ER	BB	SO	2B	3B	HR	WP	BK	HBP	IBB	SCORE	W	L	SV	ERA
2/23	AT SOUTHERN	1	1.0	2	2	2	2	1	1	0	0	0	0	0	0	19-8	0	0	0	18.00
3/5	TARLETON	0	1.0	0	0	0	1	1	0	0	0	1	0	0	0	9-1	0	0	0	0.00
3/15	SAINT LOUIS	0	0.2	0	1	0	1	2	0	0	0	2	0	1	0	18-4	0	0	0	0.00

CAREER STATISTICS

YEAR	ERA	W	L	APP	GS	CG	SHO	SV	IP	H	R	ER	BB	SO	2B	3B	HR	BF	B/AVG	WP	HBP	BK	SFA	SHA
2021	8.71	0	0	8	0	0	0	0	10.1	11	11	10	15	9	3	0	1	57	.268	5	0	0	1	0
2022	6.75	0	0	3	1	0	0	0	2.2	2	3	2	4	4	1	0	0	16	.182	3	1	0	0	0
TOTAL	8.31	0	0	11	1	0	0	0	13	13	14	12	19	13	4	0	1	73	.250	8	1	0	1	0



35

NATHAN
LANDRY

POS YR HT WT B/T
LHP **JR** **6-2** **200** **L/L**

HOMETOWN | **VICTORIAVILLE, QUE.**

PREVIOUS SCHOOL | **MINERAL AREA**

SINGLE-GAME HIGHS
IP: 5.0, vs Gonzaga (3/9/22)
WALKS: 2, vs Saint Louis (3/15/22)
STRIKEOUTS: 10, at Southern (2/23/22)

CAREER STATISTICS

YEAR	ERA	W	L	APP	GS	CG	SHO	SV	IP	H	R	ER	BB	SO	2B	3B	HR	BF	B/AVG	WP	HBP	BK	SFA	SHA
2022	3.24	1	0	5	2	0	0	1	16.2	14	9	6	3	21	2	1	4	69	.219	0	1	0	0	1
TOTAL	3.24	1	0	5	2	0	0	1	16.2	14	9	6	3	21	2	1	4	69	.219	0	1	0	0	1



36

PARKER
WRIGHT

POS YR HT WT B/T
RHP **SO** **6-3** **208** **R/R**

HOMETOWN | **COLUMBIA, MD.**

PREVIOUS SCHOOL | **ROCK BRIDGE**

SINGLE-GAME HIGHS
IP:
WALKS:
STRIKEOUTS:

CAREER STATISTICS

YEAR	ERA	W	L	APP	GS	CG	SHO	SV	IP	H	R	ER	BB	SO	2B	3B	HR	BF	B/AVG	WP	HBP	BK	SFA	SHA
------	-----	---	---	-----	----	----	-----	----	----	---	---	----	----	----	----	----	----	----	-------	----	-----	----	-----	-----

GAME-BY-GAME STATISTICS

DATE	OPPONENT	GS	IP	H	R	ER	BB	SO	2B	3B	HR	WP	BK	HBP	IBB	SCORE	W	L	SV	ERA
2/19	AT NICHOLLS	0	3.0	2	0	0	1	1	1	0	0	0	0	0	0	14-2	0	0	1	0.00
2/23	AT SOUTHERN	0	4.1	2	1	1	0	10	0	1	0	0	0	0	0	19-8	1	0	0	2.08
3/4	TARLETON	0	2.2	4	3	3	0	4	1	0	3	0	0	0	0	6-5	0	0	0	10.12
3/9	GONZAGA	0	5.0	4	3	0	0	3	0	0	0	0	0	0	0	5-10	0	0	0	0.00
3/15	SAINT LOUIS	0	1.2	2	2	2	2	3	0	0	1	0	0	1	0	18-4	0	0	0	10.80

GAME-BY-GAME STATISTICS

DATE	OPPONENT	GS	IP	H	R	ER	BB	SO	2B	3B	HR	WP	BK	HBP	IBB	SCORE	W	L	SV	ERA
------	----------	----	----	---	---	----	----	----	----	----	----	----	----	-----	-----	-------	---	---	----	-----



37 HOLDEN
PHELPS

POS YR HT WT B/T
RHP SO 6-5 217 R/R

HOMETOWN | CRYSTAL LAKE, ILL.
PREVIOUS SCHOOL | PRAIRIE RIDGE HS

SINGLE-GAME HIGHS
IP: 3.1, vs. Texas A&M (4/1/21)
WALKS: 1, three times, MR vs SLU (3/15/22)
STRIKEOUTS: 5 vs. Texas A&M (4/1/21)

GAME-BY-GAME STATISTICS																							
DATE	OPPONENT	GS	IP	H	R	ER	BB	SO	2B	3B	HR	WP	BK	HBP	IBB	SCORE	W	L	SV	ERA			
2/23	AT SOUTHERN	0	1.0	0	1	0	1	3	0	0	0	0	0	1	0	19-8	0	0	0	0.00			
3/15	SAINT LOUIS	0	1.0	1	0	0	1	2	0	0	0	0	0	0	0	18-4	0	0	0	0.00			

CAREER STATISTICS

YEAR	ERA	W	L	APP	GS	CG	SHO	SV	IP	H	R	ER	BB	SO	2B	3B	HR	BF	B/AVG	WP	HBP	BK	SFA	SHA
2021	9.95	0	1	10	1	0	0	0	12.2	21	15	14	6	12	6	0	1	68	.362	2	2	0	1	0
2022	0.00	0	0	2	0	0	0	0	2.0	1	1	0	2	5	0	0	0	13	.100	0	1	0	0	0
TOTAL	8.59	0	1	12	1	0	0	0	14.2	22	16	14	8	17	6	0	1	81	.324	2	3	0	1	0



39 SHANE
WILHELM

POS YR HT WT B/T
RHP JR 5-10 190 R/R

HOMETOWN | COLUMBIA, ILL.
PREVIOUS SCHOOL | COLUMBIA HS

SINGLE-GAME HIGHS
IP: 1.0, vs. Vanderbilt (3/25/21)
WALKS: 2, vs. Vanderbilt (3/25/21)
STRIKEOUTS: N/A

GAME-BY-GAME STATISTICS																							
DATE	OPPONENT	GS	IP	H	R	ER	BB	SO	2B	3B	HR	WP	BK	HBP	IBB	SCORE	W	L	SV	ERA			

CAREER STATISTICS

YEAR	ERA	W	L	APP	GS	CG	SHO	SV	IP	H	R	ER	BB	SO	2B	3B	HR	BF	B/AVG	WP	HBP	BK	SFA	SHA
2020	5.23	1	0	4	1	0	0	0	10.1	8	6	6	7	5	1	0	1	47	.200	2	0	0	0	0
2021	10.80	0	0	3	0	0	0	0	1.2	0	2	2	4	0	0	0	0	9	.000	0	0	0	0	0
TOTAL	6.00	1	0	7	1	0	0	0	12	8	8	8	11	5	1	0	1	56	.178	2	0	0	0	0



41

ZACH HISE

POS

YR

HT

WT

B/T

RHP

SO

6-5

210

R/R

HOMETOWN | JOLIET, ILL.

PREVIOUS SCHOOL | JOLIET CATHOLIC

SINGLE-GAME HIGHS


IP: 7.0, at Alabama (5/2/21)

WALKS: 4, twice, MR at South Carolina (4/11/21)

STRIKEOUTS: 6, twice, MR at Alabama (5/2/21)

GAME-BY-GAME STATISTICS																					
DATE	OPPONENT	GS	IP	H	R	ER	BB	SO	2B	3B	HR	WP	BK	HBP	IBB	SCORE	W	L	SV	ERA	

YEAR	ERA	W	L	APP	GS	CG	SHO	SV	IP	H	R	ER	BB	SO	2B	3B	HR	BF	B/AVG	WP	HBP	BK	SFA	SHA
2021	6.98	0	7	16	11	0	0	2	58.0	69	45	45	28	47	21	2	10	270	.299	6	4	2	4	3
TOTAL	6.98	0	7	16	11	0	0	2	58	69	45	45	28	47	21	2	10	270	.299	6	4	2	4	3



43

AUSTIN MAROZAS

POS

YR

HT

WT

B/T

RHP

JR

6-8

230

R/R

HOMETOWN | PLAINFIELD, ILL.

PREVIOUS SCHOOL | CHARLOTTE

SINGLE-GAME HIGHS

IP: 6.0, vs. Tennessee (3/9/21)

WALKS: 3, twice, MR vs. Old Dominion (4/23/21)

STRIKEOUTS: 7, vs. Old Dominion, (4/23/21)

GAME-BY-GAME STATISTICS																				
DATE	OPPONENT	GS	IP	H	R	ER	BB	SO	2B	3B	HR	WP	BK	HBP	IBB	SCORE	W	L	SV	ERA
3/6	TARLETON	1	1.0	1	1	1	2	1	0	0	0	0	0	0	0	11-6	0	0	0	9.00
3/13	AT ASU	1	4.0	2	1	1	1	2	0	1	0	0	0	0	0	6-4	0	0	0	2.25

YEAR	ERA	W	L	APP	GS	CG	SHO	SV	IP	H	R	ER	BB	SO	2B	3B	HR	BF	B/AVG	WP	HBP	BK	SFA	SHA
2021*	5.44	5	3	16	8	0	0	2	51.1	51	39	31	22	42	13	0	5	236	.260	2	11	1	1	6
2022	3.60	0	0	2	2	0	0	0	5.0	3	2	2	3	3	0	1	0	19	.188	0	0	0	0	0
TOTAL	5.27	5	3	18	10	0	0	2	56.1	54	41	33	25	45	13	1	5	255	.255	2	11	1	1	6



44 KYLE BROWN

POS YR HT WT B/T
RHP **SO** **5-10** **180** **R/R**

HOMETOWN | COLUMBIA, MO.

PREVIOUS SCHOOL | PARKLAND COLL.

SINGLE-GAME HIGHS

IP: 4.1, at Nicholls [2/21/22]

WALKS: 1, at Nicholls [2/21/22]

STRIKEOUTS: 1, at Nicholls [2/21/22]

CAREER STATISTICS

YEAR	ERA	W	L	APP	GS	CG	SHO	SV	IP	H	R	ER	BB	SO	2B	3B	HR	BF	B/AVG	WP	HBP	BK	SFA	SHA
2022	0.00	0	0	2	0	0	0	0	5.0	3	0	0	1	1	2	0	0	16	.200	0	0	0	0	0
TOTAL	0.00	0	0	2	0	0	0	0	5	3	0	0	1	1	2	0	0	16	.200	0	0	0	0	0

GAME-BY-GAME STATISTICS

DATE	OPPONENT	GS	IP	H	R	ER	BB	SO	2B	3B	HR	WP	BK	HBP	IBB	SCORE	W	L	SV	ERA
2/20	AT NICHOLLS	0	2.1	3	2	2	2	1	1	0	0	0	0	0	0	8-9	0	0	0	7.71
3/5	TARLETON	0	2.0	2	0	0	1	0	1	0	0	0	0	0	0	9-1	0	0	0	0.00
3/12	VS USF	0	2.2	2	0	0	1	5	0	0	0	0	0	0	0	4-1	1	0	0	0.00



45 CHRISTIAN WALL

POS YR HT WT B/T
RHP **GR** **6-6** **230** **L/L**

HOMETOWN | WENTZVILLE, MO.

PREVIOUS SCHOOL | COLUMBIA COLL.

SINGLE-GAME HIGHS

IP: 2.2, vs. San Francisco [3/12/22]

WALKS: 2, at Nicholls [2/20/22]

STRIKEOUTS: 5, vs. San Francisco [3/12/22]

CAREER STATISTICS

YEAR	ERA	W	L	APP	GS	CG	SHO	SV	IP	H	R	ER	BB	SO	2B	3B	HR	BF	B/AVG	WP	HBP	BK	SFA	SHA
2022	2.79	2	1	5	0	0	0	0	9.2	6	5	3	7	17	0	1	0	45	.167	0	2	0	0	0
TOTAL	2.79	2	1	5	0	0	0	0	9.2	6	5	3	7	17	0	1	0	45	.167	0	2	0	0	0



47

KYLE
POTTHOFF

POS

YR

HT

WT

B/T

RHP

R-SO

6-5

190

R/R

HOMETOWN

|

CHESTERFIELD, MO.

PREVIOUS SCHOOL

|

MARQUETTE HS

SINGLE-GAME HIGHS

IP: 3.0, at Nicholls [2/18/22]


WALKS: N/A

STRIKEOUTS: 4, at Southern [2/23/22]

GAME-BY-GAME STATISTICS																				
DATE	OPPONENT	GS	IP	H	R	ER	BB	SO	2B	3B	HR	WP	BK	HBP	IBB	SCORE	W	L	SV	ERA
2/18	AT NICHOLLS	0	3.0	2	0	0	0	2	0	0	0	0	0	0	0	12-1	0	0	1	0.00
2/23	AT SOUTHERN	0	2.0	4	3	3	0	4	0	1	1	0	0	0	0	19-8	0	0	0	13.50
3/6	TARLETON	0	1.0	1	0	0	0	2	0	0	0	0	0	0	0	11-6	0	0	0	0.00

CAREER STATISTICS

YEAR	ERA	W	L	APP	GS	CG	SHO	SV	IP	H	R	ER	BB	SO	2B	3B	HR	BF	B/AVG	WP	HBP	BK	SFA	SHA
2022	4.50	0	0	3	0	0	0	1	6.0	7	3	3	0	8	0	1	1	25	.280	0	0	0	0	0
TOTAL	4.50	0	0	3	0	0	0	1	6	7	3	3	0	8	0	1	1	25	.280	0	0	0	0	0



48

TRAE
ROBERTSON

POS

YR

HT

WT

B/T

LHP

SR

6-5

190

R/R

HOMETOWN

|

COLUMBIA, MO.

PREVIOUS SCHOOL

|

HICKMAN HS

SINGLE-GAME HIGHS

IP: 4.0, vs. Dallas Baptist [3/5/21]

WALKS: 5, x2, MR vs. Vanderbilt [3/25/21]

STRIKEOUTS: 6, vs. Dallas Baptist [3/5/21]

GAME-BY-GAME STATISTICS																				
DATE	OPPONENT	GS	IP	H	R	ER	BB	SO	2B	3B	HR	WP	BK	HBP	IBB	SCORE	W	L	SV	ERA
3/5	TARLETON	0	1.0	0	0	0	1	1	0	0	0	0	0	0	0	9-1	0	0	0	0.00
3/15	SAINT LOUIS	0	0.1	0	0	0	0	0	0	0	0	0	0	0	0	18-4	0	0	0	0.00

CAREER STATISTICS

YEAR	ERA	W	L	APP	GS	CG	SHO	SV	IP	H	R	ER	BB	SO	2B	3B	HR	BF	B/AVG	WP	HBP	BK	SFA	SHA
2019	4.08	2	0	12	3	0	0	0	17.2	11	8	8	13	17	3	0	0	80	.175	2	4	0	0	0
2020	0.00	1	0	2	0	0	0	0	2.0	0	0	0	1	4	0	0	0	8	.000	0	0	0	0	0
2021	12.09	0	3	11	3	0	0	0	22.1	31	31	30	27	25	5	1	3	127	.326	4	2	1	2	1
2022	0.00	0	0	2	0	0	0	0	1.1	0	0	0	1	1	0	0	0	5	.000	0	0	0	0	0
TOTAL	7.89	3	3	27	6	0	0	0	43.1	42	39	38	42	47	8	1	3	220	.249	6	6	1	2	1



49

TONY
NEUBECK

POS YR HT WT B/T
RHP FR 6-2 215 L/L

HOMETOWN | HUGO, MINN.
PREVIOUS SCHOOL | MAHTOMEDI HS

SINGLE-GAME HIGHS
IP: 2.2, twice, MR vs San Francisco (3/12/22)
WALKS: 3, at Monroe (2/25/22)
STRIKEOUTS: 7, at Monroe (2/25/22)

CAREER STATISTICS

YEAR	ERA	W	L	APP	GS	CG	SHO	SV	IP	H	R	ER	BB	SO	2B	3B	HR	BF	B/AVG	WP	HBP	BK	SFA	SHA
2022	2.79	2	1	5	0	0	0	0	9.2	6	5	3	7	17	0	1	0	45	.167	0	2	0	0	0
TOTAL	2.79	2	1	5	0	0	0	0	9.2	6	5	3	7	17	0	1	0	45	.167	0	2	0	0	0

GAME-BY-GAME STATISTICS																					
DATE	OPPONENT	GS	IP	H	R	ER	BB	SO	2B	3B	HR	WP	BK	HBP	IBB	SCORE	W	L	SV	ERA	
2/20	AT NICHOLLS	0	1.2	2	1	0	1	3	0	1	0	0	0	0	0	8-9	0	1	0	0.00	
2/25	AT MONROE	0	2.2	0	0	0	3	7	0	0	0	0	0	1	0	4-3	1	0	0	0.00	
3/4	TARLETON	0	0.2	0	2	1	1	1	0	0	0	0	0	1	0	6-5	0	0	0	13.50	
3/9	GONZAGA	0	2.0	2	2	2	1	1	0	0	0	0	0	0	0	5-10	0	0	0	9.00	
3/12	VS USF	0	2.2	2	0	0	1	5	0	0	0	0	0	0	0	4-1	1	0	0	0.00	



51

BRENNER
MALONEY

POS YR HT WT B/T
RHP R-SO 6-2 215 L/L

HOMETOWN | LIBERTY, MO.
PREVIOUS SCHOOL | LIBERTY NORTH

SINGLE-GAME HIGHS
IP: 1.0, 3 times, MR vs. Oklahoma (3/6/21)
WALKS: 2, twice, MR at Southern (2/23/22)
STRIKEOUTS: 2, twice, MR at Southern (2/23/22)

CAREER STATISTICS

YEAR	ERA	W	L	APP	GS	CG	SHO	SV	IP	H	R	ER	BB	SO	2B	3B	HR	BF	B/AVG	WP	HBP	BK	SFA	SHA
2021	27.00	0	0	4	0	0	0	0	3.0	5	9	9	5	2	1	0	1	20	.357	1	1	0	0	0
2022	0.00	0	0	1	0	0	0	0	0.2	0	1	0	2	2	0	0	0	5	.000	0	0	0	0	0
TOTAL	22.13	0	0	5	0	0	0	0	3.2	5	10	9	7	4	1	0	1	25	.294	1	1	0	0	0

Game-by-Game Statistics																				
Date	Opponent	GS	IP	H	R	ER	BB	SO	2B	3B	HR	WP	BK	HBP	IBB	Score	W	L	SV	ERA
2/23	AT SOUTHERN	0	0.2	0	1	0	2	2	0	0	0	0	0	0	0	19-8	0	0	0	0.00



55

AUSTIN
CHEELEY

POS

YR

HT

WT

B/T

RHP

SR

6-8

250

R/R

HOMETOWN | ST. LOUIS, MO.

PREVIOUS SCHOOL | MIDDLE TENN.

SINGLE-GAME HIGHS


IP: 4.2, at North Carolina (2/16/20)

WALKS: 3, at UAB (3/26/21)

STRIKEOUTS: 4, vs. FIU (5/16/21)

GAME-BY-GAME STATISTICS																				
DATE	OPPONENT	GS	IP	H	R	ER	BB	SO	2B	3B	HR	WP	BK	HBP	IBB	SCORE	W	L	SV	ERA
2/21	AT NICHOLLS	0	3.0	2	0	0	1	2	0	0	0	0	0	0	0	7-4	1	0	0	0.00
2/25	AT MONROE	0	1.0	0	0	0	0	1	0	0	0	0	0	0	0	4-3	0	0	1	0.00
2/27	AT MONROE	0	1.0	2	1	1	0	1	1	0	0	0	0	0	0	4-2	0	0	1	9.00
3/4	TARLETON	0	0.2	1	0	0	0	0	1	0	0	0	0	0	0	6-5	0	0	1	0.00
3/6	TARLETON	0	1.0	2	1	1	0	1	0	0	0	2	0	0	0	11-6	0	0	0	9.00
3/12	VS USF	0	1.0	1	0	0	0	2	0	0	0	0	0	0	0	4-1	0	0	1	0.00

CAREER STATISTICS																									
YEAR	ERA	W	L	APP	GS	CG	SHO	SV	IP	H	R	ER	BB	SO	2B	3B	HR	BF	B/AVG	WP	HBP	BK	SFA	SHA	
2020*	7.45	0	1	5	0	0	0	0	9.2	10	8	8	4	5	2	0	2	44	.294	1	3	0	1	2	
2021*	5.91	1	1	13	0	0	0	1	21.1	20	16	14	8	19	2	0	4	95	.241	4	3	1	0	1	
2022	3.38	1	0	7	0	0	0	4	8.0	12	4	3	1	7	2	0	0	38	.333	2	1	0	0	0	
TOTAL	5.22	2	1	20	0	0	0	5	29.1	32	20	17	9	26	4	0	4	133	.269	6	4	1	0	1	



56

RAY
SCHROEDER

POS

YR

HT

WT

B/T

RHP

FR

6-3

185

R/R

HOMETOWN | COLUMBIA, MO.

PREVIOUS SCHOOL | HICKMAN HS

SINGLE-GAME HIGHS

IP:

WALKS:

STRIKEOUTS:

GAME-BY-GAME STATISTICS																				
DATE	OPPONENT	GS	IP	H	R	ER	BB	SO	2B	3B	HR	WP	BK	HBP	IBB	SCORE	W	L	SV	ERA

CAREER STATISTICS																									
YEAR	ERA	W	L	APP	GS	CG	SHO	SV	IP	H	R	ER	BB	SO	2B	3B	HR	BF	B/AVG	WP	HBP	BK	SFA	SHA	



57

SAM
BRYAN

POS YR HT WT B/T
RHP FR 6-0 175 R/R

HOMETOWN | ST. LOUIS, MO.
PREVIOUS SCHOOL | KIRKWOOD HS

SINGLE-GAME HIGHS

IP:
WALKS:
STRIKEOUTS:

CAREER STATISTICS

YEAR ERA W L APP GS CG SHO SV IP H R ER BB SO 2B 3B HR BF B/AVG WP HBP BK SFA SHA

GAME-BY-GAME STATISTICS

DATE OPPONENT GS IP H R ER BB SO 2B 3B HR WP BK HBP IBB SCORE W L SV ERA

2022 RECORD: 12-2 (HOME: 4-1; ROAD: 7-1; SEC: 0-0; NEUTRAL: 1-0)

DATE	OPPONENT	SCORE	INNS	OVERALL	SEC	PITCHER OF RECORD	ATTEND	TIME
FEB 18, 2022	AT NICHOLLS	W 12-1	7	1-0-0	0-0-0	MILES (W 1-0)	344	2:52
FEB 19, 2022	AT NICHOLLS	W 14-2	7	2-0-0	0-0-0	TROESSER (W 1-0)	301	2:38
FEB 20, 2022	AT NICHOLLS	L 8-9	9	2-1-0	0-0-0	NEUBECK (L 0-1)	401	3:22
FEB 21, 2022	AT NICHOLLS	W 7-4	9	3-1-0	0-0-0	CHEELEY (W 1-0)	278	3:31
FEB 23, 2022	AT SOUTHERN	W 19-8	9	4-1-0	0-0-0	LANDRY (W 1-0)	376	3:52
FEB 25, 2022	AT LOUISIANA-MONROE	W, 4-3	9	5-1-0	0-0-0	NEUBECK (W 1-1)	1072	3:18
FEB 27, 2022	AT LOUISIANA-MONROE	W, 4-2	9	6-1-0	0-0-0	TROESSER (W 2-0)	1013	2:40
MAR 4, 2022	TARLETON STATE	W, 6-5	9	7-1-0	0-0-0	MILES (W 2-0)	1210	3:12
MAR 5, 2022	TARLETON STATE	W, 9-1	9	8-1-0	0-0-0	TROESSER (W, 3-0)	871	3:05
MAR 6, 2022	TARLETON STATE	W, 11-6	9	9-1-0	0-0-0	RUSTAD (W 1-0)	636	3:25
MAR 7, 2022	GONZAGA	L, 5-10	9	9-2-0	0-0-0	LOHSE (L, 0-1)	474	3:03
MAR 12, 2022	VS SAN FRANCISCO	W, 4-1	9	10-2-0	0-0-0	NEUBECK (W, 2-1)	5256	2:50
MAR 13, 2022	AT ARIZONA STATE	W, 6-4	9	11-2-0	0-0-0	RUSTAD (W, 2-0)	4942	2:40
MAR 15, 2022	SAINT LOUIS	W, 18-4	7	12-2-0	0-0-0	KUSH (W, 1-0)	847	2:55

Record: 12-2 Home: 4-1 Away: 7-1 Neutral: 1-0 SEC: 0-0

Player	avg	gp-gs	ab	r	h	2b	3b	hr	rbi	tb	slg%	bb	hp	so	gdp	ob%	sf	sh	sb-att	po	a	e	fld%
26 Montgomery, Torin	.400	13-13	45	13	18	6	0	0	14	24	.533	7	3	5	1	.475	4	0	2-2	83	7	3	.968
7 Lovich, Ross	.392	14-14	51	13	20	3	0	2	11	29	.569	4	3	4	1	.466	0	0	6-7	27	1	2	.933
5 Day, Josh	.364	14-14	55	18	20	5	0	4	12	37	.673	9	3	12	0	.478	0	0	4-5	17	17	3	.919
9 Wilmsmeyer, Ty	.353	14-14	51	10	18	2	0	1	9	23	.451	1	1	9	0	.377	0	0	4-4	25	1	0	1.000
3 Morris, Tre	.277	12-11	47	5	13	3	0	0	9	16	.340	2	1	2	1	.320	0	0	2-2	93	9	0	1.000
11 Mann, Luke	.260	14-14	50	14	13	2	0	1	8	18	.360	11	5	11	1	.426	2	0	4-4	10	19	1	.967
27 Peña, Carlos	.256	13-11	43	9	11	3	1	2	12	22	.512	5	0	13	0	.327	1	0	1-2	22	1	0	1.000
42 Leum, Fox	.250	10-6	24	4	6	1	0	0	3	7	.292	6	1	7	0	.419	0	0	1-1	0	0	0	.000
19 Austin, Trevor	.235	12-11	34	13	8	1	0	1	6	12	.353	4	8	10	1	.417	2	1	3-3	13	13	2	.929

28 Bennett, Garrison	1.000	2-0	1	2	1	0	0	0	1	1	1.000	1	0	0	0	1.000	0	0	0-0	5	0	0	1.000
18 McGahan, Shea	.667	3-0	3	1	2	0	0	1	4	5	1.667	0	0	1	0	.667	0	0	0-0	2	0	0	1.000
1 Stevens, Juju	.500	4-2	8	2	4	0	0	0	4	4	.500	1	0	2	0	.556	0	0	1-1	3	0	0	1.000
4 De Sedas, Nander	.438	9-4	16	8	7	1	1	1	7	13	.813	6	0	2	0	.542	2	0	1-1	5	9	2	.875
2 Coletta, Mike	.400	7-3	10	1	4	1	0	0	3	5	.500	2	0	2	0	.500	0	0	0-0	33	3	1	.973
13 Rice, Garrett	.375	5-4	8	1	3	1	0	0	3	4	.500	3	1	0	0	.583	0	0	0-0	2	1	0	1.000
24 Mangual, Hector	.333	5-1	9	3	3	1	0	0	2	4	.444	2	0	2	0	.455	0	0	0-0	1	0	0	1.000
6 Swims, Dexter	.333	3-0	3	2	1	0	0	0	3	1	.333	1	0	0	0	.400	1	0	0-0	2	0	0	1.000
52 Careswell, Cam	.313	6-3	16	2	5	3	0	0	3	8	.500	1	0	6	0	.353	0	0	0-0	0	0	0	.000
12 Colon, Justin	.200	5-0	5	2	1	1	0	0	0	2	.400	1	0	0	0	.333	0	0	1-1	4	2	0	1.000
10 Beaman, Jackson	.167	5-1	6	1	1	0	0	1	3	4	.667	1	0	2	0	.286	0	0	0-0	1	0	0	1.000
14 Frost, Isaiah	.000	8-0	6	3	0	0	0	0	0	0	.000	2	0	3	0	.250	0	0	0-0	3	0	0	1.000
Totals	.324	14	491	127	159	34	2	14	117	239	.487	70	26	93	5	.426	12	1	30-33	357	99	18	.962
Opponents	.224	14	451	60	101	16	6	12	53	165	.366	53	10	128	7	.319	0	4	11-17	348	137	18	.964

LOB - Team (125), Opp (101). DPs turned - Team (9), Opp (5).

(All games Sorted by Earned run avg)

Player	era	w-l	app	gs	cg	sho	sv	ip	h	r	er	bb	so	2b	3b	hr	b/avg	wp	hp	bk	sfa	sha
8 Miles, Spencer	1.88	2-0	3	3	0	0/0	0	14.1	13	4	3	3	17	3	1	0	.232	0	0	0	0	0
25 Troesser, Austin	2.45	3-0	4	4	0	0/0	0	18.1	12	5	5	5	15	1	0	2	.182	2	2	1	0	1
35 Landry, Nathan	3.24	1-0	5	2	0	0/0	1	16.2	14	9	6	3	21	2	1	4	.219	0	1	0	0	1
30 Rustad, Carter	7.63	2-0	4	1	0	0/0	0	15.1	17	13	13	5	14	3	1	3	.283	2	1	0	0	1

44 Brown, Kyle	0.00	0-0	2	0	0	0/0	0	5.0	3	0	0	1	1	2	0	0	.200	0	0	0	0	0
37 Phelps, Holden	0.00	0-0	2	0	0	0/0	0	2.0	1	1	0	2	5	0	0	0	.100	0	1	0	0	0
48 Robertson, Trae	0.00	0-0	2	0	0	0/0	0	1.1	0	0	0	1	1	0	0	0	.000	0	0	0	0	0
51 Maloney, Brenner	0.00	0-0	1	0	0	0/0	0	0.2	0	1	0	2	2	0	0	0	.000	0	0	0	0	0
49 Neubeck, Tony	2.79	2-1	5	0	0	0/0	0	9.2	6	5	3	7	17	0	1	0	.167	0	2	0	0	0
55 Cheeley, Austin	3.38	1-0	7	0	0	0/0	4	8.0	12	4	3	1	7	2	0	0	.333	2	1	0	0	0
45 Wall, Christian	3.38	0-0	3	0	0	0/0	0	5.1	5	2	2	6	3	2	0	0	.263	0	0	0	0	1
43 Marozas, Austin	3.60	0-0	2	2	0	0/0	0	5.0	3	2	2	3	3	0	1	0	.188	0	0	0	0	0
47 Potthoff, Kyle	4.50	0-0	3	0	0	0/0	1	6.0	7	3	3	0	8	0	1	1	.280	0	0	0	0	0
32 Garrett, Drew	6.75	0-0	3	1	0	0/0	0	2.2	2	3	2	4	4	1	0	0	.182	3	1	0	0	0
20 Kush, Jacob	7.50	1-0	3	1	0	0/0	0	6.0	5	5	5	5	6	0	0	2	.238	1	1	0	0	0
23 Lohse, Ian	10.12	0-1	3	0	0	0/0	1	2.2	1	3	3	5	4	0	0	0	.111	0	0	0	0	0
Totals	3.78	12-2	14	14	0	0/0	7	119.0	101	60	50	53	128	16	6	12	.224	10	10	1	0	4
Opponents	8.30	2-12	14	14	0	0/0	0	116.0	159	127	107	70	93	34	2	14	.324	27	26	2	12	1

PB - Team (6), Morris 4, Bennett 1, Coletta 1, Opp (1). Pickoffs - Team (2), Potthoff 1, Morris 1. SBA/ATT - Morris (6-11), Coletta (5-6), Marozas (3-4), Troesser (0-2), Cheeley (2-2), Miles (1-2), Brown (0-1), Neubeck (1-1), Phelps (1-1), Landry (1-1), Kush (1-1), Rustad (0-1), Maloney (1-1).

BATTING (ALL GAMES)

DATE	OPPONENT	AB	R	H	RBI	2B	3B	HR	BB	IBB	SB	CS	HBP	SAC	SF	GDP	K	PO	A	E	AVG
2/18/22	@ Nicholls	36	12	14	12	4	0	3	8	0	1	0	1	0	0	0	2	21	8	1	.389
2/19/22	@ Nicholls	36	14	12	10	1	0	2	3	0	6	0	0	0	0	0	7	21	5	1	.361
2/20/22	@ Nicholls	34	8	9	8	1	0	0	5	0	1	0	3	1	1	1	6	24	11	1	.330
2/21/22	@ Nicholls	34	7	8	6	1	1	0	6	0	3	0	3	0	1	1	3	27	13	1	.307
2/23/22	@ Southern	42	19	16	19	7	0	3	10	0	2	0	2	0	2	0	11	27	3	2	.381
2/25/22	@ Monroe	37	4	10	2	1	0	0	5	0	3	0	1	0	0	0	12	27	3	0	.315
2/27/22	@ Monroe	34	4	8	3	1	0	2	3	0	3	0	4	0	1	0	4	27	2	0	.304
3/4/22	TARLETON STATE	22	6	9	6	4	0	0	3	0	2	0	3	0	0	0	10	27	9	3	.301
3/5/22	TARLETON STATE	33	9	12	9	4	0	1	3	0	1	1	3	0	1	1	6	27	7	2	.307
3/6/22	TARLETON STATE	30	11	10	10	2	0	0	10	0	1	0	2	0	3	0	7	27	6	1	.309
3/9/22	GONZAGA	40	5	14	5	1	0	0	2	0	2	0	0	0	0	1	7	27	11	3	.316
3/12/22	VS SAN FRANCISCO	35	4	10	4	2	0	0	1	0	1	1	1	0	0	0	10	27	4	1	.314
3/13/22	@ ARIZONA STATE	34	6	9	5	4	0	2	5	0	0	0	0	0	1	1	5	27	12	0	.310
3/15/22	SAINT LOUIS	33	18	17	18	1	1	1	6	0	4	1	3	0	2	0	3	21	5	2	.324
TOTALS		491	127	159	117	34	2	14	70	0	30	3	26	1	12	5	93	357	99	18	.324

PITCHING (ALL GAMES)

DATE	OPPONENT	IP	H	R	ER	BB	SO	2B	3B	HR	WP	BK	HBP	DP	IBB	SCORE	W	L	SV	ERA
2/18/22	@ Nicholls	7.0	6	1	1	1	3	1	0	0	0	0	0	1	0	12-1	1	0	1	1.29
2/19/22	@ Nicholls	7.0	5	2	2	1	7	2	0	1	1	0	1	0	0	14-2	2	0	2	1.93
2/20/22	@ Nicholls	8.0	11	9	8	5	7	1	1	1	0	0	1	1	0	8-9	2	1	2	4.50
2/21/22	@ Nicholls	9.0	7	4	4	6	6	1	0	1	1	0	1	2	0	7-4	3	1	2	4.35
2/23/22	@ Southern	9.0	8	8	6	5	20	1	2	1	0	0	1	0	0	19-8	4	1	2	4.72
2/25/22	@ Monroe	9.0	6	3	2	4	19	0	1	0	0	0	1	0	0	4-3	5	1	3	4.22
2/27/22	@ Monroe	9.0	6	2	2	1	9	1	0	0	0	0	1	0	0	4-2	6	1	4	3.88
3/4/22	TARLETON	9.0	8	5	4	2	10	4	0	3	0	0	1	0	0	6-5	7	1	5	3.90
3/5/22	TARLETON	9.0	5	1	1	5	4	1	0	1	2	0	0	2	0	9-1	8	1	5	3.55
3/6/22	TARLETON	9.0	10	6	6	5	11	2	1	1	3	0	0	0	0	11-6	9	1	5	3.81
3/9/22	GONZAGA	9.0	12	10	6	3	5	0	0	0	0	0	1	1	0	5-10	9	2	5	4.02
3/12/22	VS USF	9.0	6	1	1	6	12	0	0	0	0	1	0	0	0	4-1	10	2	6	3.76
3/13/22	AT ASU	9.0	7	4	4	4	5	2	1	1	1	0	0	1	0	6-4	11	2	7	3.78
3/15/22	SAINT LOUIS	7.0	4	4	3	5	10	0	0	2	2	0	2	1	0	18-4	12	2	7	3.78
Totals		119.0	101	60	50	53	128	16	6	12	10	1	10	9	0	127-60	12	2	7	3.78

INNING-BY-INNING	1	2	3	4	5	6	7	8	9	EX	TOTAL
Mizzou	18	17	17	10	14	16	21	5	9	-	127
Opponents	10	11	3	3	7	3	7	10	6	-	60
WHEN MIZZOU SCORES	0	1	2	3	4	5	6	7	8	9	10+
W-L	0-0	0-0	0-0	0-0	3-0	0-1	2-0	1-0	0-1	1-0	5-0
WHEN OPP SCORES	0	1	2	3	4	5	6	7	8	9	10+
W-L	0-0	3-0	2-0	1-0	3-0	1-0	1-0	0-0	1-0	0-1	0-1
WHEN LEADING AFTER	1	2	3	4	5	6	7	8			
W-L	5-1	6-1	6-1	9-1	8-1	9-1	8-1	9-0			
WHEN TRAILING AFTER	1	2	3	4	5	6	7	8			
W-L	2-1	2-1	1-1	2-1	3-1	3-1	0-1	0-2			
WHEN TIED AFTER	1	2	3	4	5	6	7	8			
W-L	5-0	4-0	3-0	1-0	1-0	0-0	1-0	0-0			

2022 TEAM GAME HIGHS

BATTING

At bats:	42	at Southern [2/23/22]
Runs scored:	19	at Southern [2/23/22]
Hits:	17	Saint Louis [3/15/22]
RBI's:	19	at Southern [2/23/22]
Doubles:	7	at Southern [2/23/22]
Triples:	1	at Nicholls [2/21/22]
	1	Saint Louis [3/15/22]
Home runs:	3	at Nicholls [2/18/22]
	3	at Southern [2/23/22]
Total bases:	32	at Southern [2/23/22]
Walks:	10	at Southern [2/23/22]
	10	Tarleton State [3/6/22]
Strikeouts:	12	at Monroe [2/25/22]
Sac hits:	1	at Nicholls [2/20/22]
Sac flies:	3	Tarleton State [3/6/22]
Stolen bases:	6	at Nicholls [2/19/22]
Hit by pitch:	4	at Monroe [2/27/22]
Caught stealing:	1	three games
Runners LOB:	12	at Nicholls [2/18/22]
	12	at Monroe [2/25/22]
Hit into DP:	1	[five times]

FIELDING

Putouts:	27	[ten games]
Assists:	13	at Nicholls [2/21/22]
Errors:	3	Tarleton State [3/4/22]
	3	Gonzaga [3/9/22]
Passed balls:	2	[three games]
DPs turned:	2	at Nicholls [2/21/22]
	2	Tarleton State [3/4/22]

PITCHING

Innings pitched:	9.0	[ten games]
Runs allowed:	10	Gonzaga [3/9/22]
Earned runs:	8	at Nicholls [2/20/22]
Walks allowed:	6	at Nicholls [2/21/22]
	6	vs USF [3/12/22]
Strikeouts:	20	at Southern [2/23/22]
Hits allowed:	12	Gonzaga [3/9/22]
Doubles allowed:	4	Tarleton State [3/4/22]
Triples allowed:	2	at Southern [2/23/22]
Homers allowed:	3	Tarleton State [3/4/22]
Wild pitches:	3	Tarleton State [3/6/22]
Hit batters:	2	Saint Louis [3/15/22]

2022 INDIVIDUAL GAME HIGHS

BATTING

At bats:	5	[21 times]
Runs scored:	4	MANN, Luke at Southern [2/23/22]
Hits:	4	MONTGOMERY, Torin at Nicholls [2/20/22]
	4	LOVICH, Ross vs San Francisco [3/12/22]
RBI's:	4	MCGAHAN, Shea at Southern [2/23/22]
	4	DE SEDAS, Nander vs Saint Louis [3/15/22]
Doubles:	2	[three times]
Triples:	1	PEÑA, Carlos at Nicholls [2/21/22]
	1	DE SEDAS, Nander vs Saint Louis [3/15/22]
Home runs:	1	[14 times]
Total bases:	10	DAY, Josh at Southern [2/23/22]
Walks:	3	[three times]
Strikeouts:	5	PEÑA, Carlos at Monroe [2/25/22]
Sac hits:	1	AUSTIN, Trevor at Nicholls [2/20/22]
Sac flies:	2	MONTGOMERY, Torin vs Tarleton [3/6/22]
Stolen bases:	3	LOVICH, Ross at Nicholls [2/19/22]
Hit by pitch:	3	AUSTIN, Trevor at Nicholls [2/20/22]
	3	AUSTIN, Trevor at Monroe [2/27/22]
Caught stealing:	1	[three times]
Runners LOB:	4	[six times]

FIELDING

Putouts:	19	MORRIS, Tre at Monroe [2/25/22]
Assists:	5	AUSTIN, Trevor at Nicholls [2/20/22]
Errors:	2	MONTGOMERY, Torin vs Tarleton [3/4/22]
Passed Balls:	2	MORRIS, Tre at Monroe [2/25/22]
	2	MORRIS, Tre vs Gonzaga [3/9/22]

PITCHING

Innings pitched:	5.1	MILES, Spencer at Monroe [2/25/22]
Runs allowed:	6	RUSTAD, Carter at Nicholls [2/21/22]
Earned runs:	6	RUSTAD, Carter at Nicholls [2/21/22]
Walks allowed:	4	KUSH, Jacob at Nicholls [2/21/22]
Strikeouts:	11	MILES, Spencer at Monroe [2/25/22]
Hits allowed:	6	RUSTAD, Carter at Nicholls [2/20/22]
	6	MILER, Spencer at Monroe [2/25/22]
Doubles allowed:	2	MILES, Spencer vs Tarleton [3/4/22]
	2	RUSTAD, Carter at Arizona State [3/13/22]
Triples allowed:	1	[six times]
Homers allowed:	3	LANDRY, Nathan vs Tarleton [3/4/22]
Wild pitches:	2	CHEELY, Austin vs Tarleton [3/6/22]
	2	GARRETT, Drew vs Saint Louis [3/15/22]
Hit batters:	1	[ten times]

SUPERSTITION IS THE WAY

THREADS


in White	2-1
In Black.....	5-0
In Gold.....	1-1
in Gray.....	4-0

HATS

Gold bill.....	
Black bill.....	12-2

WEATHER

Sunny	5-0
Night.....	5-0
Cloudy.....	2-2
Rain delay	
> 80.....	2-0
70-79	2-1
60-69	2-0
50-59	5-0
< 50.....	1-1



JUJU STEVENS
OF • R/R • Woodbridge, Conn.



MIKE COLETTA
C • R/R • Flushing, N.Y.



TRE MORRIS
C • R/R • Columbia, Mo.




NANDER DE SEDAS
INF • B/R • Panama City, Panama




JOSH DAY
INF • R/R • Natchez, Miss




DEXTER SWIMS
INF • R/R • St. Louis, Mo.



ROSS LOVICH
OF • L/L • Overland Park, Kan.




SPENCER MILES
RHP • R/R • Columbia, Mo.



TY WILMSMEYER
OF • R/R • Springfield, Mo.



JACKSON BEAMAN
UT • R/R • Lincoln, Mo.



LUKE MANN
INF • R/R • St. Louis, Mo.



JUSTIN COLON
INF • R/R • Carolina, Puerto Rico




GARRETT RICE
INF • R/R • Willard, Mo.




ISAIAH FROST
OF • L/L • Lee's Summit, Mo.



BEN PEDERSEN
RHP • R/R • Duluth, Minn.




SHEA MCGAHAN
C • R/R • St. Louis, Mo.



TREVOR AUSTIN
INF • R/R • Jefferson City, Mo.



JACOB KUSH
RHP • R/R • Guelph, Ontario




IAN LOHSE
LHP • L/L • St. Louis, Mo.




HECTOR MANGUAL
INF • R/R • Rio Grande, Puerto Rico




AUSTIN TROESSER
RHP • R/R • Loose Creek, Mo.



TORIN MONTGOMERY
INF • R/R • Kirkland, Wash.



CARLOS PEÑA
OF • L/R • Bayside, N.Y.



GARRISON BENNETT
C • R/R • Green Oaks, Ill.




CARTER RUSTAD
RHP • R/R • Kansas City, Mo.




DREW GARRETT
RHP • R/R • Columbia, Mo.




NATHAN LANDRY
LHP • L/L • Victoriaville, Quebec




PARKER WRIGHT
RHP • R/R • Columbia, Mo.




HOLDEN PHELPS
RHP • R/R • Crystal Lake, Ill.




SHANE WILHELM
RHP • R/R • Columbia, Ill.



ZACH HISE
RHP • R/R • Joliet, Ill.



FOX LEUM
INF • L/R • Excelsior, Minn.




AUSTIN MAROZAS
RHP • R/R • Plainfield, Ill.



KYLE BROWN
RHP • R/R • Columbia, Mo.




CHRISTIAN WALL
LHP • L/L • Wentzville, Mo.




KYLE POTTHOFF
RHP • R/R • Chesterfield, Mo.




TRAE ROBERTSON
LHP • L/L • Columbia, Mo.




TONY NEUBECK
LHP • L/L • Hugo, Minn.



BRENNER MALONEY
LHP • L/L • Liberty, Mo.



CAM CARESWELL
INF • L/L • Lee's Summit, Mo.



AUSTIN CHEELEY
RHP • R/R • St. Louis, Mo.



RAY SCHROEDER
RHP • R/R • Columbia, Mo.



SAM BRYAN
RHP • R/R • St. Louis, Mo.


COACHING STAFF



STEVE BIESER
HEAD COACH • 8TH SEASON



JASON HAGERTY
HITTING COACH



MITCH PLASSMEYER
PITCHING COACH



TYLER PACKANIK
VOLUNTEER • INFIELERS