



CRIMSON TIDE

BASKETBALL

21 NCAA Appearances » 15 Combined SEC Titles » 2nd in SEC History in Total League Wins » 2nd in SEC History in Winning Percentage



GAME 32



#6 ALABAMA VS #11 VANDERBILT / #14 GEORGIA

MARCH 10, 2022 / 7 P.M. CT / TAMPA, FLA.

2022 SEC TOURNAMENT / AMALIE ARENA [21,500]

TV: SEC NETWORK

(Play-By-Play: Tom Hart, Analyst: Dane Bradshaw, Courtside: Alyssa Lang)

RADIO: CRIMSON TIDE SPORTS NETWORK | SIRIUS/XM 134/190

Play-By-Play: Chris Stewart, Analyst: Bryan Passink, Engineer: Tom Stipe

CRIMSON TIDE

2021-22 Record	19-12
2021-22 SEC Record	9-9
NCAA NET Rankings	27
Leading Scorer	Jaden Shackelford (16.6)
Leading Rebounder	Keon Ellis (6.0)
Leader in Assists	Jahvon Quinerly (4.3)
Leader in Steals	Keon Ellis (1.9)
Leader in Blocks	Charles Bediako (1.7)
Head Coach	Nate Oats
Record at Alabama (Years)	61-34 (3rd)
Career Record (Years)	157-77 (7th)

CRIMSON TIDE IN SEC PLAY

2021-22 Record	19-12
2021-22 SEC Record	9-9
Ken Pomeroy Rankings	22
Leading Scorer	Jaden Shackelford (16.3)
Leading Rebounder	Keon Ellis (5.8)
Leader in Assists	Jahvon Quinerly (3.7)
Leader in Steals	Keon Ellis (2.3)
Leader in Blocks	Charles Bediako (1.5)
Head Coach	Nate Oats
SEC Record at Alabama (Years)	34-21 (3rd)
Career Conference Record (Years)	93-51 (7th)

NUGGETS YOU NEED TO KNOW

- Alabama earned the No. 6 seed in the 2022 Southeastern Conference Men's Basketball Tournament and will play the winner between No. 11 Vanderbilt and No. 14 Georgia Thursday night at approximately 7 p.m. CT (8 p.m. ET). This year's event will be held March 9-13 in Amalie Arena in Tampa, Fla.
- The Crimson Tide enters the event as the defending SEC Tournament Champions, winning three games in Nashville on the way to the program's seventh tournament title and first in 30 years dating back to 1991. Alabama earned the No. 1 overall seed and defeated Mississippi State (78-49) in the quarterfinals, Tennessee (73-68) in the semis and LSU (80-79) in the championship game.
- Alabama and Vanderbilt have met in the SEC Tournament play eight times, with each team winning four. The last time the two teams met in postseason play was March 12, 2009 (Alabama 82, Vandy 75). The Crimson Tide owns a 6-4 lead when playing Georgia in SEC Tournament action with the last contest coming on March 11, 2011 (Georgia 65, Alabama 59/OT).
- With last year's title run, Alabama has won seven SEC Tournament championships in program history. The other six tournament titles were won in 1934, 1982, 1987, 1989, 1990 and 1991. The Tide owns a record of 70-53 (.558) in all-time SEC Tournament games, ranking second in tournament winning percentage and third in total tournament wins.
- Four Alabama players earned all-conference honors this season: Jaden Shackelford earned a spot on the All-SEC Second Team for second-straight season, Charles Bediako and JD Davison both earned SEC All-Freshman honors, Keon Ellis was named to the league's all-defensive team.
- Junior guard Jaden Shackelford has attempted an SEC-leading 262 three-pointers on the year which ranks second-most in a single season by any Alabama player. He needs only 18 more attempts from deep to break Eric Washington's mark of 279 set in 1995-96. Additionally, Shackelford's 93 made threes on the year ranks third in the UA annals, 21 makes from surpassing Washington's 1995-96 record of 113.
- For the season, Alabama is 289-of-929 from beyond the arc and leads the league in threes made and threes attempted for the year. The 2021-22 team is just the third in program history to have attempted 900 threes in a season and needs just 61 more attempts to break the school record of 989 set last season. The Tide also needs 11 more makes to become the third team to reach 300 made threes in a season. The other two occurrences came under head coach Nate Oats in each of the last two seasons (2019-20 and 2020-21).

2021-22 SCHEDULE

OPPONENT	TV	TIME
OCTOBER		
24 LOUISIANA (EXH)		W, 73-68
NOVEMBER		
9 LOUISIANA TECH	SEC Network	W, 93-64
12 SOUTH DAKOTA STATE	SECN+	W, 104-88
16 SOUTH ALABAMA	SECN+	W, 73-68
19 OAKLAND	SECN+	W, 86-59
25 vs. Iona ¹	ESPN2	L, 68-72
26 vs. Drake ¹	ESPNU	W, 80-71
28 vs. Miami ¹	ESPNU	W, 96-64
DECEMBER		
4 vs. ^{3/3} Gonzaga ²	ESPN2	W, 91-82
11 ^{14/13} HOUSTON	ESPN2	W, 83-82
14 at Memphis	ESPN	L, 78-92
18 JACKSONVILLE ST	SEC Network	W, 65-59
21 vs. Davidson ³	SECN+	L, 78-79
29 ^{14/15} TENNESSEE*	ESPN2	W, 73-68
JANUARY		
5 at Florida*	ESPN2	W, 83-70
8 at Missouri*	SEC Network	L, 86-92
11 ^{4/4} AUBURN*	ESPN	L, 77-81
15 at Mississippi State*	SEC Network	L, 76-78
19 ^{13/16} LSU*	ESPN2	W, 70-67
22 MISSOURI*	SEC Network	W, 86-76
25 at Georgia*	SEC Network	L, 76-82
29 ^{4/4} BAYLOR ³	ESPN	W, 87-78
FEBRUARY		
1 at ^{1/1} Auburn*	ESPN	L, 81-100
5 ^{5/7} KENTUCKY*	ESPN	L, 55-66
9 at Ole Miss*	SEC Network	W, 97-83
12 ARKANSAS*	SEC Network	W, 68-67
16 MISSISSIPPI STATE*	ESPN2	W, 80-75
19 at ^{4/3} Kentucky*	CBS	L, 81-90
22 at Vanderbilt*	SEC Network	W, 74-72
26 SOUTH CAROLINA	SEC Network	W, 90-71
MARCH		
2 TEXAS A&M*	SEC Network	L, 71-87
5 at LSU*	CBS	L, 77-80/ot
10 vs. Vandy/Georgia ⁴	SEC Network	7 p.m.

- 1 ESPN Events Invitational (Orlando)
 - 2 Battle in Seattle (Seattle, Wash.)
 - 3 C.M. Newton Classic (Birmingham, Ala.)
 - 4 Big 12/SEC Challenge
 - 5 SEC Tournament (Tampa, Fla.)
- * Southeastern Conference game

BOLD indicates home game

Follow us: Twitter, Instagram and Facebook at @AlabamaMBB



Follow ALABAMA MEN'S BASKETBALL on the social media sites listed for up-to-date news, exclusive content and more.

2021-22 OVERALL RECORDS • 19-12 / SEC • 9-9 / HOME • 13-3 / AWAY • 3-7 / NEUTRAL • 3-2
PREVIOUS GAME STARTERS HIGHLIGHTED IN SHADED BOX

0		<div>NOAH GURLEY</div> <div>F • 6-8 • 210 • Gr. • Fayetteville, Ga.</div> <table><tr><th>PPG</th><th>RPG</th><th>APG</th><th>SPG</th><th>BPG</th><th>MPG</th></tr><tr><td>7.1</td><td>3.5</td><td>0.5</td><td>0.5</td><td>0.8</td><td>18.5</td></tr></table>	PPG	RPG	APG	SPG	BPG	MPG	7.1	3.5	0.5	0.5	0.8	18.5	<div>LAST GAME: 4 pts, 4 rebs at LSU</div> <div>NOTES: High profile transfer from Furman ... made 83 starts in 88 games, including 62 consecutive ... career totals of 1,113 points, 405 rebounds, 59 double-figure scoring contests and 14 games of scoring 20 or more ... finished his Furman career as a three-time All-SoCon honoree and named to 2021 All-SoCon All-Tournament Team.</div>	<div>SEASON HIGHS</div> <div>Pts: 20 vs. Tennessee (12/29/21)</div> <div>Rebs: 10 vs. Tennessee (12/29/21)</div> <div>Asts: 2 2x, last vs. Houston (12/11/21)</div> <div>Blks: 3 at Vanderbilt (2/22/22)</div>
PPG	RPG	APG	SPG	BPG	MPG											
7.1	3.5	0.5	0.5	0.8	18.5											
1		<div>JUSAUN HOLT</div> <div>G • 6-6 • 190 • Fr. • Roswell, Ga.</div> <table><tr><th>PPG</th><th>RPG</th><th>APG</th><th>SPG</th><th>BPG</th><th>MPG</th></tr><tr><td>0.4</td><td>1.6</td><td>0.3</td><td>0.0</td><td>0.1</td><td>6.8</td></tr></table>	PPG	RPG	APG	SPG	BPG	MPG	0.4	1.6	0.3	0.0	0.1	6.8	<div>LAST GAME: DNP at LSU</div> <div>NOTES: Four-star signee and No. 5 ranked player overall in Georgia by Rivals ... good size for a wing and deep-shooting ability... helped lead St. Francis HS to back-to-back state titles ... earned second team All-Region honors and selected to AJC North Fulton second team ... first recruit to come out of Atlanta since Collin Sexton.</div>	<div>SEASON HIGHS</div> <div>Pts: 3 2x, last vs. Arkansas (2/12/22)</div> <div>Rebs: 6 at Ole Miss (2/9/22)</div> <div>Asts: 3 at Ole Miss (2/9/22)</div> <div>Stls:</div>
PPG	RPG	APG	SPG	BPG	MPG											
0.4	1.6	0.3	0.0	0.1	6.8											
2		<div>DARIUS MILES</div> <div>F • 6-6 • 185 • So. • Washington, D.C.</div> <table><tr><th>PPG</th><th>RPG</th><th>APG</th><th>SPG</th><th>3FG%</th><th>MPG</th></tr><tr><td>5.7</td><td>3.4</td><td>0.8</td><td>0.6</td><td>.311</td><td>17.0</td></tr></table>	PPG	RPG	APG	SPG	3FG%	MPG	5.7	3.4	0.8	0.6	.311	17.0	<div>LAST GAME: 9 pts, 3 rebs, 2 asts, 2 stls at LSU</div> <div>NOTES: Played in 17 contests last year ... showed flashes of his ability to finish in transition with a dunk on Sportscenter Top-10 ... IMG Academy product ranked 26th-best small forward in the nation by Rivals ... a wiry, aggressive player who can slash to the basket ... capable of making the three-point shot.</div>	<div>SEASON HIGHS</div> <div>Pts: 14 at Miss. State (1/15/22)</div> <div>Rebs: 9 vs. Auburn (1/11/22)</div> <div>Asts: 3 vs. Jacksonville State (12/18/21)</div> <div>Stls: 3 2x, last vs. Miss. State (2/16/22)</div>
PPG	RPG	APG	SPG	3FG%	MPG											
5.7	3.4	0.8	0.6	.311	17.0											
3		<div>JD DAVISON</div> <div>G • 6-3 • 175 • Fr. • Letohatchee, Ala.</div> <table><tr><th>PPG</th><th>RPG</th><th>APG</th><th>SPG</th><th>3FG%</th><th>MPG</th></tr><tr><td>8.5</td><td>4.7</td><td>4.1</td><td>0.9</td><td>.284</td><td>25.0</td></tr></table>	PPG	RPG	APG	SPG	3FG%	MPG	8.5	4.7	4.1	0.9	.284	25.0	<div>LAST GAME: 12 pts, 5 rebs, 4 asts, 3 stls at LSU</div> <div>NOTES: Extremely athletic and explosive with creative finishing and a strong will to win ... consensus five-star and one of the highest-rated recruits to sign with Alabama ... ranked No. 9 overall and No. 1 point guard in the nation by 247Sports ... 2021 McDonald's All-American ... 5th-ever to repeat as Alabama's Mr. Basketball.</div>	<div>SEASON HIGHS</div> <div>Pts: 20 vs. Gonzaga (12/4/21)</div> <div>Rebs: 10 2x, last at Vanderbilt (2/22/22)</div> <div>Asts: 10 2x, last at Memphis (12/14/21)</div> <div>Stls: 3 3x, last at LSU (3/5/22)</div>
PPG	RPG	APG	SPG	3FG%	MPG											
8.5	4.7	4.1	0.9	.284	25.0											
4		<div>JUWAN GARY</div> <div>F • 6-6 • 218 • R-So. • Columbia, S.C.</div> <table><tr><th>PPG</th><th>RPG</th><th>APG</th><th>SPG</th><th>FG%</th><th>MPG</th></tr><tr><td>6.7</td><td>3.5</td><td>0.3</td><td>0.6</td><td>.523</td><td>15.9</td></tr></table>	PPG	RPG	APG	SPG	FG%	MPG	6.7	3.5	0.3	0.6	.523	15.9	<div>LAST GAME: 2 pts, 2 rebs at LSU</div> <div>NOTES: Strong, athletic power forward who sat out the 2019-20 season after suffering a knee injury ... strong around the post and gives the Tide another big body inside ... capable of playing outside the arc but specializes inside the paint and on the boards ... came to Alabama as a top-100 recruit (No. 64 by ESPN).</div>	<div>SEASON HIGHS</div> <div>Pts: 19 2x, last at Florida (1/5/21)</div> <div>Rebs: 10 2x, last vs. Drake (11/26/21)</div> <div>Asts: 2 vs. Kentucky (2/5/22)</div> <div>Stls: 3 2x, last vs. Tennessee (12/20/21)</div>
PPG	RPG	APG	SPG	FG%	MPG											
6.7	3.5	0.3	0.6	.523	15.9											
5		<div>JADEN SHACKELFORD</div> <div>G • 6-3 • 200 • Jr. • Hesperia, Calif.</div> <table><tr><th>PPG</th><th>RPG</th><th>APG</th><th>SPG</th><th>3FG%</th><th>MPG</th></tr><tr><td>16.9</td><td>5.4</td><td>1.5</td><td>0.9</td><td>.366</td><td>34.0</td></tr></table>	PPG	RPG	APG	SPG	3FG%	MPG	16.9	5.4	1.5	0.9	.366	34.0	<div>LAST GAME: 6 pts, 6 rebs at LSU</div> <div>NOTES: One of the top shooters in the SEC ... does everything else right-handed but is a left-handed shooter ... Jerry West Award Watch List and Preseason First Team All-SEC ... leading returning scorer ... poised to become the 53rd UA player to score 1,000 points (927) ... terrific finisher around the rim ... led team in FTs made and att..</div>	<div>SEASON HIGHS</div> <div>Pts: 28 vs. Gonzaga (12/4/21)</div> <div>Rebs: 10 2x, last vs. Iowa (11/25/21)</div> <div>Asts: 5 vs. Baylor (1/29/22)</div> <div>Stls: 4 vs. LSU (1/19/22)</div>
PPG	RPG	APG	SPG	3FG%	MPG											
16.9	5.4	1.5	0.9	.366	34.0											
10		<div>CHARLES BEDIAKO</div> <div>C • 7-0 • 215 • Fr. • Brampton, Ontario.</div> <table><tr><th>PPG</th><th>RPG</th><th>APG</th><th>SPG</th><th>BPG</th><th>MPG</th></tr><tr><td>6.9</td><td>4.3</td><td>0.7</td><td>0.7</td><td>1.7</td><td>17.9</td></tr></table>	PPG	RPG	APG	SPG	BPG	MPG	6.9	4.3	0.7	0.7	1.7	17.9	<div>LAST GAME: 5 pts, 5 rebs at LSU</div> <div>NOTES: One of two UA players from Canada ... a rim protector on defense and ability to run the floor ... considered a solid NBA prospect ... has the ability to play high above the rim and is a good rebounder ... competed for UPLAY Canada where he was teammates with Alabama freshmen Keon Ambrose-Hylton.</div>	<div>SEASON HIGHS</div> <div>Pts: 15 vs. Miss. State (2/16/22)</div> <div>Rebs: 8 4x, last vs. Kentucky (2/5/22)</div> <div>Asts: 3 vs. Miami (11/28/21)</div> <div>Blks: 6 2x, last vs. Miss. State (2/16/22)</div>
PPG	RPG	APG	SPG	BPG	MPG											
6.9	4.3	0.7	0.7	1.7	17.9											
13		<div>JAHVON QUINERLY</div> <div>G • 6-1 • 175 • Jr. • Hackensack, N.J.</div> <table><tr><th>PPG</th><th>RPG</th><th>APG</th><th>SPG</th><th>3FG%</th><th>MPG</th></tr><tr><td>14.3</td><td>3.0</td><td>4.4</td><td>0.7</td><td>.278</td><td>30.9</td></tr></table>	PPG	RPG	APG	SPG	3FG%	MPG	14.3	3.0	4.4	0.7	.278	30.9	<div>LAST GAME: 16 pts, 3 rebs, 1 ast at LSU</div> <div>NOTES: 2021 SEC Tournament MVP ... garnered Preseason First Team All-SEC and Cousty Award Watch List honors ... shifty, quick guard with strong ball-handling skills ... one of the top shooters in the SEC ... helped create the "Jelly" fad & has over 435k followers on Instagram and is Alabama's top-followed student-athlete.</div>	<div>SEASON HIGHS</div> <div>Pts: 26 vs. SDSU (11/12/21)</div> <div>Rebs: 6 2x, last vs. Auburn (1/11/22)</div> <div>Asts: 9 vs. Missouri (1/22/22)</div> <div>Stls: 2 4x, last vs. Baylor (1/29/22)</div>
PPG	RPG	APG	SPG	3FG%	MPG											
14.3	3.0	4.4	0.7	.278	30.9											
14		<div>KEON ELLIS</div> <div>G • 6-6 • 170 • Sr. • Eustis, Fla.</div> <table><tr><th>PPG</th><th>RPG</th><th>APG</th><th>SPG</th><th>3FG%</th><th>MPG</th></tr><tr><td>11.9</td><td>5.9</td><td>1.8</td><td>1.9</td><td>.364</td><td>30.4</td></tr></table>	PPG	RPG	APG	SPG	3FG%	MPG	11.9	5.9	1.8	1.9	.364	30.4	<div>LAST GAME: 19 pts, 9 rebs, 2 stls at LSU</div> <div>NOTES: Smooth yet underrated 2-guard ... team's top two-way player with the ability to put up big numbers this season ... NBA Draft prospect ... brings a veteran quality to UA after spending two years at Florida SW State ... NJCAA All-America honors and No. 1 JUCO player in the nation in '20 ... older brother played basketball Jacksonville.</div>	<div>SEASON HIGHS</div> <div>Pts: 28 at Kentucky (2/19/22)</div> <div>Rebs: 13 vs. SDSU (11/12/21)</div> <div>Asts: 5 vs. Tennessee (12/29/21)</div> <div>Stls: 4 4x, last at Kentucky (2/19/22)</div>
PPG	RPG	APG	SPG	3FG%	MPG											
11.9	5.9	1.8	1.9	.364	30.4											
21		<div>BRITTON JOHNSON</div> <div>G • 6-4 • 185 • Sr. • Birmingham, Ala.</div> <table><tr><th>PPG</th><th>RPG</th><th>APG</th><th>SPG</th><th>3FG%</th><th>MPG</th></tr><tr><td>1.0</td><td>1.2</td><td>0.0</td><td>0.0</td><td>.000</td><td>3.0</td></tr></table>	PPG	RPG	APG	SPG	3FG%	MPG	1.0	1.2	0.0	0.0	.000	3.0	<div>LAST GAME: DNP at LSU</div> <div>NOTES: A walk-on who is in his fifth season at the University of Alabama ... was invited back for his "super" senior year after earning an undergraduate degree in business management in May of 2021 ... currently pursuing a master's in sport hospitality this year before entering law school next fall.</div>	<div>SEASON HIGHS</div> <div>Pts: 2 vs. Missouri (1/22/22)</div> <div>Rebs: 3 vs. Missouri (1/22/22)</div> <div>Asts:</div> <div>Stls: 1 vs. South Carolina (2/26/22)</div>
PPG	RPG	APG	SPG	3FG%	MPG											
1.0	1.2	0.0	0.0	.000	3.0											
22		<div>KEON AMBROSE-HYLTON</div> <div>F • 6-8 • 210 • So. • Toronto, Ontario</div> <table><tr><th>PPG</th><th>RPG</th><th>APG</th><th>SPG</th><th>BPG</th><th>MPG</th></tr><tr><td>1.0</td><td>0.8</td><td>0.4</td><td>0.1</td><td>0.1</td><td>4.6</td></tr></table>	PPG	RPG	APG	SPG	BPG	MPG	1.0	0.8	0.4	0.1	0.1	4.6	<div>LAST GAME: DNP at LSU</div> <div>NOTES: Athletic and powerful big man ... high motor and can run the floor ... blue-collar work ethic and is always the first one in the gym ... strength is around the rim where he uses his explosiveness and athletic ability ... teammates with fellow Canadian Charles Bediako at UPlay ... rated as one of the top prep players in all of Canada.</div>	<div>SEASON HIGHS</div> <div>Pts: 5 vs. Miami (11/28/21)</div> <div>Rebs: 3 at Florida (1/5/22)</div> <div>Asts: 2 vs. La Tech (11/9/21)</div> <div>Blks: 1 vs. La Tech (11/9/21)</div>
PPG	RPG	APG	SPG	BPG	MPG											
1.0	0.8	0.4	0.1	0.1	4.6											
33		<div>JAMES ROJAS</div> <div>F • 6-8 • 220 • Sr. • Jamestown, N.Y.</div> <table><tr><th>PPG</th><th>RPG</th><th>APG</th><th>SPG</th><th>BPG</th><th>MPG</th></tr><tr><td>5.6</td><td>2.6</td><td>0.6</td><td>0.8</td><td>0.1</td><td>13.6</td></tr></table>	PPG	RPG	APG	SPG	BPG	MPG	5.6	2.6	0.6	0.8	0.1	13.6	<div>LAST GAME: 4 pts, 1 stl at LSU</div> <div>NOTES: Injured knee and is sidelined until late-December ... effective around the basket and can knock down threes ... strong post-presence and solid post-defender ... plays with a toughness and a chip on his shoulder ... JUCO All-America at Hutchison CC ... from same hometown at assistant coach Bryan Hodgson.</div>	<div>SEASON HIGHS</div> <div>Pts: 9 2x, last at Vanderbilt (2/22/22)</div> <div>Rebs: 6 vs. Missouri (1/22/22)</div> <div>Asts: 2 at Georgia (1/25/22)</div> <div>Stls: 2 2x, last vs. Baylor (1/29/22)</div>
PPG	RPG	APG	SPG	BPG	MPG											
5.6	2.6	0.6	0.8	0.1	13.6											

2021-22 MEN'S BASKETBALL

IT JUST MEANS MORE™



March 9-13, 2022 • Amalie Arena • Tampa Bay, Fla.

First Round Wednesday, March 9 **Second Round** Thursday, March 10 **Quarterfinals** Friday, March 11 **Semifinals** Saturday, March 12 **Championship** Sunday, March 13



SEC TOURNAMENT NOTES

• The Southeastern Conference Tournament takes a one year hiatus from Nashville and will be played at Amalie Arena in Tampa, Fla. This is the only year the tournament will not be played in Nashville, which will serve as the host city for every year until 2030.

• The Tide earned the No. 6 seed in this year's event. In the current format of overall seeding (used from 1979-91 and 2012-present), there are only instances that a team seeded higher than No. 4 won the SEC Tournament. Most recently, Auburn achieved the feat as a No. 5 seed in 2018, with No. 6 seeds Ole Miss (1981) and Georgia (1983) as well as No. 8 seed Auburn (1985) were the only teams to achieve the feat.

• Alabama is the 2021 defending SEC Champions as the Crimson Tide captured an thrilling 80-79 win over LSU in the championship game last season. It was the program's seventh league tournament championship and first in 30 years dating back to 1991.

• Point guard Jahvon Quinerly was named the 2021 SEC Tournament Most Outstanding Player, becoming the third UA player to earn the honor. Quinerly joined 1987 MVP Derrick McKey and 1990 MVP Melvin Cheatum as the only three Tide players to be named the conference tournament's most outstanding player.

• Alabama has an overall record of 70-53 in SEC Tournament play. The Tide's .569 winning percentage in the tournament ranks second among SEC schools.

• Since the SEC Tournament was restarted in 1979, Alabama is 54-36 (.600) in the event, the second-best record in the league during that span.

• Additionally, the Tide ranks second in championship game appearances (14, 7-7) and SEC Tournament titles (7).

• From 1982-92, Alabama won the SEC Tournament five times and appeared in the title game nine times.

• Alabama has advanced to the semifinals 26 times, the third most in the league, and the finals 14 times, the second most in the league.

• From 1989-92, the Tide won 11 consecutive games in the SEC Tournament.

NOTES FROM LAST YEAR

• Alabama won all three SEC Tournament games a year ago to improve to 10-8 in its nine appearances in Nashville, Tenn. Below is a recap from each contest:

• The Crimson Tide, the No. 1 seed in 2021, jumped out to a fast start and used suffocating defense to overwhelm Mississippi State 85-48 in the SEC Tournament Quarterfinal. The 37-point win set a program record for margin of victory in a tournament game. Jahvon Quinerly led the Crimson Tide with 14 points, while Jaden Shackelford added 13 and Juwan Gary had 11.

• In the semifinals, Alabama came back from a 15-point second half deficit and pulled out a narrow 73-68 win over No. 4 seed Tennessee. The Tide used a late 14-0 run to make it a one-point game with 12 minutes to play. Quinerly came off the bench to score 19 points which helped the Tide own a big 31-8 advantage in points by the bench.

• The championship contest was one for the ages as Alabama topped LSU, 80-79, to capture the program's seventh SEC Tournament title and first in 30 years, dating back to 1991. Quinerly had 14 points, five rebounds and four assists on his way to being named the Tournament's MVP, while Herbert Jones also earned all-tournament honors.

UA VS. THE FIELD AT SEC TOURNAMENT

• Alabama is 70-53 (.569) all-time in the SEC Tournament and has a non-losing record against every SEC program in tournament play with the exception of Kentucky. The Wildcats have ended the Tide's run 16 times.

• The Tide ranks second in the SEC in total tournament titles (7) and tournament winning percentage (.569), while ranking third in overall tournament victories.

• Below is UA's record against the 13 other active SEC members in tournament play.

Opponent	Last Played	Record
Arkansas	3/12/95	1-1
Auburn	3/9/18	8-2
Florida	3/12/15	7-7
Georgia	3/11/11	6-4
Kentucky	3/15/19	2-17
LSU	3/14/21	6-3
Ole Miss	3/14/19	6-2
Mississippi State	3/12/21	8-3
Missouri	N/A	0-0
South Carolina	3/10/17	5-2
Tennessee	3/13/21	11-5
Texas A&M	3/8/18	1-0
Vanderbilt	3/12/09	4-4

ALABAMA SEC TOURNAMENT TEAM RECORDS

Points

100	vs. Kentucky	March 1, 1979
90	vs. Arkansas	March 14, 1992
87	vs. Auburn	March 8, 1987
85	vs. Mississippi State	March 12, 2021
85	vs. Georgia	March 4, 1982

Points Allowed

101	by Kentucky	March 1, 1979
93	by Auburn	March 5, 1999
89	by Arkansas	March 14, 1992
88	by Georgia	March 5, 1981

Combined Points

201	Kentucky 101, Alabama 100	March 1, 1979
179	Alabama 90, Arkansas 89	March 14, 1992
168	Georgia 88, Alabama 80	March 5, 1981
166	Alabama 87, S. Carolina 79	March 11, 1993

Fewest Points

42	vs. Mississippi State	March 7, 1985
46	vs. Kentucky	March 9, 1984
48	vs. Kentucky	March 6, 1982

Fewest Points Allowed

31	by Mississippi State	March 7, 1985
43	by Tennessee	March 9, 1995
44	by Mississippi State	March 9, 1990
46	by Kentucky	March 6, 1982

Field Goals Attempted

76	vs. LSU (33 made)	March 14, 2021
73	vs. Georgia (34 made)	March 10, 1983
71	vs. Kentucky (41 made)	March 1, 1979
71	vs. Arkansas (22 made)	March 11, 1995

Field Goals Made

41	vs. Kentucky (71 att.)	March 1, 1979
37	vs. Arkansas (65 att.)	March 14, 1992
35	vs. Florida (70 att.)	Feb. 28, 1979
35	vs. Georgia (58 att.)	March 3, 1982

Field Goal Percentage

.625	vs. Auburn (30-of-48)	March 10, 1990
.623	vs. Miss. State (33-of-53)	March 7, 1986
.603	vs. Georgia (35-of-58)	March 4, 1982

Three-Point Attempts

36	vs. LSU (12 made)	March 14, 2021
36	vs. Mississippi St. (13 made)	March 12, 2021
32	vs. Florida (11 made)	March 12, 2004
29	vs. Florida (9 made)	March 12, 1994

Three-Pointers Made

13	vs. Mississippi State (36 att.)	March 12, 2021
13	vs. Ole Miss (25 att.)	March 11, 2005
12	vs. LSU (36 att.)	March 14, 2021
12	vs. Ole Miss (24 att.)	March 10, 2016
12	vs. Florida	March 6, 1997

Three-Point Percentage

.700	vs. Vanderbilt (7-of-10)	March 11, 1989
.692	vs. Auburn (9-of-13)	March 8, 1987
.667	vs. Ole Miss (6-of-9)	March 10, 1988

Free Throws Attempts

39	vs. Georgia (26 made)	March 10, 1995
38	vs. Florida (22 made)	March 13, 2008
36	vs. Miss. State (17 made)	March 12, 2021
36	vs. Kentucky (23 made)	March 8, 1983
34	vs. Kentucky (24 made)	March 8, 1986

Free Throws Made

27	vs. LSU (31 att.)	March 9, 1987
26	vs. Georgia (39 att.)	March 10, 1995
25	vs. Vanderbilt (28 att.)	March 12, 2009
24	vs. South Carolina (29 att.)	March 8, 2012
24	vs. Kentucky (34 att.)	March 8, 1986
23	vs. Kentucky (36 att.)	March 8, 1983

Free Throw Percentage

1.000	vs. Tennessee (8-of-8)	March 13, 2021
.909	vs. Auburn (10-of-11)	March 8, 1987
.893	vs. Vanderbilt (25-of-28)	March 12, 2009
.889	vs. Georgia (16-of-18)	March 8, 1985

Rebounds

55	vs. Arkansas	March 11, 1995
50	vs. LSU	March 14, 2021
50	vs. Florida	Feb. 28, 1979
50	vs. Vanderbilt	March 5, 1998
45	vs. Mississippi State	March 14, 2008
45	vs. Georgia	March 4, 1999
45	vs. Kentucky	March 10, 2006
45	vs. Kentucky	March 12, 2010

Assists

23	vs. Mississippi State	March 7, 1986
21	vs. Georgia	March 4, 1984
20	vs. Mississippi State	March 12, 2021
19	vs. Florida	Feb. 28, 1979

Blocks

12	vs. Ole Miss	March 3, 2016
10	vs. Auburn	March 9, 1991
8	7x, last vs. LSU	March 14, 2021

Steals

16	vs. Auburn	March 10, 1983
12	vs. Mississippi State	March 14, 2008
12	vs. Auburn	March 7, 1987
12	vs. Mississippi State	Feb. 28, 1980

Personal Fouls

28	vs. Kentucky	March 11, 2017
28	vs. Kentucky	March 8, 1986
27	vs. Georgia	March 5, 1981
24	vs. Kentucky	March 1, 1979
24	vs. Kentucky	March 12, 2010

Combined Fouls

54	vs. Kentucky	March 8, 1986
48	vs. Kentucky	March 11, 2017
48	vs. Georgia	March 4, 1982
45	vs. Auburn	March 9, 2018
44	vs. Florida	March 13, 2008
44	vs. Georgia	March 10, 1995

Margin of Victory

34	Alabama 84, Tenn. 49	March 11, 2004
28	Alabama 83, Auburn 55	March 11, 1994
21	Alabama 74, Georgia 53	March 8, 1985
20	Alabama 75, Miss State 55	March 9, 2017
20	Alabama 79, Georgia 59	March 6, 1986

Margin of Defeat

32	Auburn 93, Alabama 61	March 5, 1999
26	Kentucky 80, Alabama 54	March 16, 1992
26	Kentucky 85, Alabama 59	March 11, 2016
24	UT 86, Alabama 62	March 13, 2009
23	Kentucky 86, Alabama 63	March 10, 2018

ALABAMA 2021 SEC TOURNAMENT STATS (THREE GAMES)

Team Box Score

No. Player					Total		3-Point		F-Throw		Rebounds											
		GP-GS	MIN	AVG	FG-FGA	FG%	3FG-3FGA	3FG%	FT-FTA	FT%	OFF	DEF	TOT	AVG	PF	DQ	A	TO	BLK	STL	PTS	AVG
13	QUINERLY, Jahvon	3-0	80:60	27.0	19-32	.594	6-13	.462	3-4	.750	1	7	8	2.7	2	0	9	4	0	1	47	15.7
1	JONES, Herbert	3-3	85:42	28.6	15-40	.375	0-7	.000	11-15	.733	16	15	31	10.3	7	0	17	6	7	7	41	13.7
5	SHACKELFORD, Jaden	3-3	80:20	26.8	14-35	.400	8-21	.381	0-0	.000	1	5	6	2.0	4	0	6	3	0	2	36	12.0
14	ELLIS, Keon	3-2	72:26	24.1	9-17	.529	4-10	.400	5-5	1.000	5	15	20	6.7	7	0	1	1	2	2	27	9.0
11	PRIMO, Joshua	1-1	19:02	19.0	3-5	.600	2-4	.500	0-0	.000	1	3	4	4.0	1	0	0	1	1	0	8	8.0
4	GARY, Juwan	3-0	41:30	13.8	9-12	.750	0-0	.000	4-5	.800	9	4	13	4.3	6	0	1	1	2	1	22	7.3
23	PETTY JR. , John	3-3	84:38	28.2	8-28	.286	6-21	.286	0-0	.000	1	13	14	4.7	5	0	4	6	2	6	22	7.3
3	REESE, Alex	3-0	39:50	13.3	6-21	.286	3-13	.231	1-1	1.000	4	6	10	3.3	6	0	2	3	2	1	16	5.3
12	MILES, Darius	1-0	16:10	16.2	1-4	.250	1-3	.333	2-2	1.000	1	2	3	3.0	0	0	2	2	2	1	5	5.0
33	ROJAS, James	3-0	25:57	8.7	3-5	.600	1-2	.500	0-0	.000	0	1	1	0.3	2	0	2	5	0	2	7	2.3
15	BARNES, Tyler	1-0	03:14	3.2	1-1	1.000	0-0	.000	0-0	.000	0	0	0	0.0	1	0	0	0	0	1	2	2.0
22	AMBROSE-HYLTON, Keon	1-0	06:55	6.9	1-2	.500	0-0	.000	0-0	.000	0	0	0	0.0	0	0	0	0	0	0	2	2.0
2	BRUNER, Jordan	3-3	34:46	11.6	1-6	.167	1-5	.200	0-0	.000	1	4	5	1.7	5	0	1	3	1	1	3	1.0
30	WALL, Kendall	1-0	05:16	5.3	0-1	.000	0-1	.000	0-0	.000	0	0	0	0.0	1	0	0	0	0	0	0	0.0
21	JOHNSON, Britton	1-0	03:14	3.2	0-0	.000	0-0	.000	0-0	.000	0	1	1	1.0	1	0	0	0	0	0	0	0.0
Team											7	4	11									
Total		3	600		90-209	.431	32-100	.320	26-32	.813	47	80	127	42.3	48	0	45	35	19	25	238	79.3
Opponents		3	600		73-196	.372	18-67	.269	31-43	.721	48	76	124	41.3	43	1	31	42	18	20	195	65.0

ALABAMA SEC TOURNAMENT INDIVIDUAL GAME RECORDS

Points

38	Reggie King vs. UK	March 1, 1979
33	Rod Grizzard vs. UT	March 8, 2002
31	Collin Sexton vs. AU	March 9, 2018
29	Buck Johnson vs. MSU	March 7, 1986
29	James Robinson vs. UF	March 13, 1992
29	Brian Williams vs. UF	March 6, 1997

Field Goal Attempts

26	Brian Williams vs. UF	March 6, 1997
23	Brian Williams vs. UK	March 6, 1998
23	Rod Grizzard vs. USC	March 9, 2000
22	Ken Johnson vs. LSU	Feb. 29, 1980
20	Ennis Whatley vs. UGA	March 10, 1983
20	Rod Grizzard vs. UT	March 8, 2002
19	Jaden Shackelford vs. LSU	March 14, 2021
19	James Robinson vs. VU	March 12, 1993
19	Earnest Shelton vs. UF	March 12, 2004
19	Kennedy Winston vs. UF	March 12, 2005

Field Goals Made

15	Reggie King vs. UK	March 1, 1979
13	Rod Grizzard vs. UT	March 9, 2002
13	Ken Johnson vs. LSU	Feb. 29, 1980
11	Eddie Phillips vs. MSU	Feb. 28, 1980
11	Buck Johnson vs. MSU	March 7, 1986

Field Goal Percentage (min. 10 attempts)

.909	Robert Scott vs. UK	March 1, 1979
.846	Eddie Phillips vs. MSU	Feb. 28, 1980
.833	Trevor Releford vs. UF	March 9, 2012
.800	James Sanders vs. AU	March 10, 1990

Free Throw Attempts

16	Melvin Cheatum vs. AU	March 10, 1990
15	Richard Hendrix vs. UK	March 8, 2007
15	Ennis Whatley vs. UK	March 8, 1983
14	JaMychal Green vs. UG	March 11, 2011

Free Throws Made

12	JaMychal Green vs. UG	March 11, 2011
12	Melvin Cheatum vs. AU	March 10, 1990
11	Terry Coner vs. LSU	March 9, 1987
11	Ennis Whatley vs. UK	March 8, 1983

Free Throw Percentage (min. 8 attempts)

1.000	Donta Hall vs. UK	March 15, 2019
1.000	Mikhail Torrance vs. VU	March 12, 2009
1.000	Chauncey Jones vs. VU	March 5, 1998
1.000	Terry Coner vs. LSU	March 9, 1987
1.000	Terry Coner vs. LSU	March 8, 1984
.900	Mikhail Torrance vs. UK	March 12, 2010

Three-Point Attempts

16	Earnest Shelton vs. UF	March 12, 2004
15	Brian Williams vs. USC	March 7, 1997
13	Jaden Shackelford vs. LSU	March 14, 2021
13	Brian Williams vs. UK	March 6, 1998
13	Rod Grizzard vs. USC	March 9, 2000

Three Pointers Made

8	Mykal Riley vs. UF	March 13, 2008
8	Earnest Shelton vs. UM	March 11, 2005
7	Brian Williams vs. UF	March 6, 1997
7	Earnest Shelton vs. UF	March 12, 2004
6	Collin Sexton vs. AU	March 9, 2018

6	Arthur Edwards vs. UK	March 11, 2016
6	Rod Grizzard vs. UT	March 8, 2002
6	James Robinson vs. UF	March 13, 1992
6	Marvin Orange vs. AU	March 11, 1994

Three-Point Percentage (min. 5 attempts)

.800	Marvin Orange vs. USC	March 11, 1993
.800	Alvin Lee vs. VU	March 11, 1989
.750	Collin Sexton vs. AU	March 9, 2018
.750	Charvez Davis vs. USC	March 11, 2010
.750	Marvin Orange vs. AU	March 11, 1994
.667	Mykal Riley vs. UF	March 13, 2008
.667	Jim Farmer vs. AU	March 8, 1987
.667	Alvin Lee vs. Ole Miss	March 10, 1988
.667	Antoine Pettway vs. VU	March 13, 2003

Rebounds

20	Antonio McDyess vs. Ark.	March 11, 1995
18	Jeremy Hays vs. VU	March 5, 1998
17	Bobby Lee Hurt vs. MSU	March 9, 1983
14	Buck Johnson vs. LSU	March 8, 1984
14	Antonio McDyess vs. UG	March 10, 1995
14	D. Alexander vs. VU	March 5, 1998
13	Herbert Jones vs. UT	March 13, 2021
13	JaMychal Green vs. UG	March 11, 2011
13	Richard Hendrix vs. MSU	March 14, 2008
13	Erwin Dudley vs. UF	March 9, 2001

Assists

11	Robert Scott vs. UK	March 1, 1979
11	Terry Coner vs. MSU	March 7, 1986
10	Terry Coner vs. UG	March 6, 1986
10	Terry Coner vs. UK	March 8, 1986
10	Eric Richardson vs. LSU	March 8, 1984

Blocks

6	Antonio McDyess vs. UG	March 10, 1995
6	Robert Horry vs. UM	March 11, 1990
5	Donta Hall vs. UM	March 10, 2016
5	JaMychal Green vs. UG	March 11, 2011
5	Derrick McKey vs. UG	March 6, 1986
5	Robert Horry vs. Ark.	March 14, 1992
5	Chuck Davis vs. UM	March 11, 2005
5	Roy Rogers vs. UT	March 7, 1996

Steals

7	Terry Coner vs. AU	March 8, 1987
5	Mykal Riley vs. MSU	March 14, 2008
5	Terry Williams vs. AU	March 7, 1983
5	Ennis Whatley vs. MSU	March 9, 1983
5	Ennis Whatley vs. UG	March 10, 1983

TOURNAMENT RECORDS

Career Tournament Games Played

12	Robert Horry	1989-92
12	Bobby Lee Hurt	1982-85
12	Buck Johnson	1983-86
11	Terry Coner	1984-87

Points in a Tournament

79	Collin Sexton (3 games)	2018
77	James Robinson (3 games)	1992
68	Ennis Whatley (4 games)	1983
62	Buck Johnson (3 games)	1986
57	Rod Grizzard (3 games)	2002
55	Michael Ansley (3 games)	1989

Rebounds in a Tournament

45	Antonio McDyess (3 games)	1995
43	Bobby Lee Hurt (4 games)	1983
33	Buck Johnson (3 games)	1985

Field Goals in a Tournament

28	James Robinson (3 games)	1992
25	Collin Sexton (3 games)	2018
24	Derrick McKey (3 games)	1987
22	Buck Johnson (3 games)	1986
22	Ennis Whatley (4 games)	1983

Field Goal Attempts in a Tournament

51	James Robinson (3 games)	1992
48	Michael Ansley (3 games)	1989
46	Collin Sexton (3 games)	2018
46	Ennis Whatley (4 games)	1983
44	Rod Grizzard (3 games)	2002

Field Goal Percentage in a Tournament (min. 2 games played)

.688	Buck Johnson (3 games)	1986
.642	Dazon Ingram (3 games)	2017
.594	Jahvon Quinerly (3 games)	2021
.571	Derrick McKey (3 games)	1987
.549	James Robinson (3 games)	1992

Free Throws Made in a Tournament

24	Ennis Whatley (4 games)	1983
21	Terry Coner (3 games)	1987
19	Collin Sexton (3 games)	2018
18	JaMychal Green (2 games)	2011
18	Buck Johnson (3 games)	1986
18	Melvin Cheatum (3 games)	1990


Free Throw Attempts in a Tournament

33	Ennis Whatley (4 games)	1983
27	Melvin Cheatum (3 games)	1990
23	Antonio McDyess (3 games)	1995
22	Buck Johnson (3 games)	1986
21	Collin Sexton (3 games)	2018

Free Throw Percentage in a Tournament (min. 2 games played)

.933	Terry Coner (3 games)	1987
.933	Buck Johnson (3 games)	1985
.905	Collin Sexton (3 games)	2018
.900	JaMychal Green (2 games)	2011
.823	JaMychal Green (2 games)	2012

LAST TIME OUT: LSU 80, NO. 25/24 ALABAMA 77 | BATON ROUGE, LA. | 3/5/22



Official Basketball Box Score - Final

Alabama at LSU

03/05/22 Maravich Assembly Center, Baton Rouge

2021-22 Men's Basketball

Game Time: 11:00 AM

Game Duration: 2:25

Attendance: 11,237

Alabama - 77

Record: 19-12 (9-9)

NO. Name	Min	FG M-A	3P M-A	FT M-A	Rebounds OR DR TOT	Fouls PF FD	TP	AS	TO	ST	Blocks BS BA	+/-
0 Noah Gurley	F 17:18	1-2	0-1	2-2	2 2 4	1 1 4	1	0	0	0	0	-11
10 Charles Bediako	C 14:30	2-3	0-0	1-1	3 2 5	2 1 5	1	1	1	0	0	2
5 Jaden Shackelford	G 34:22	3-14	0-8	0-0	1 5 6	0 1 6	1	1	0	0	0	-13
13 Jahvon Quinerly	G 38:39	5-13	4-11	2-2	0 3 3	3 2 16	1	4	0	0	0	-11
14 Keon Ellis	G 36:42	4-10	3-8	8-8	4 5 9	2 4 19	1	6	2	0	1	3
3 JD Davison	36:07	4-9	3-7	1-2	2 3 5	3 3 12	4	4	3	0	0	1
2 Darius Miles	24:12	3-7	1-4	2-2	1 2 3	2 1 9	3	3	2	0	2	10
33 James Rojas	17:02	1-2	0-0	2-3	0 1 1	4 2 4	0	0	1	0	1	5
4 Juwan Gary	06:08	0-1	0-1	2-2	1 1 2	0 1 2	0	0	0	0	0	-1
Team					3 1 4		0	2				
Totals		23-61	11-40	20-22	17 25 42	17 16 77	12	21	9	0	4	-3

Technical Fouls: NONE

Dead Ball Rebounds: 1, 0

LSU - 80

Record: 21-10 (9-9)

NO. Name	Min	FG M-A	3P M-A	FT M-A	Rebounds OR DR TOT	Fouls PF FD	TP	AS	TO	ST	Blocks BS BA	+/-
4 Darius Days	F 38:19	8-15	3-7	5-6	3 4 7	3 3 24	0	2	3	1	0	9
5 Mwani Wilkinson	F 22:05	1-5	1-3	0-0	0 2 2	0 0 3	0	1	0	1	0	3
15 Efton Reid	C 11:37	1-2	0-0	0-0	1 0 1	1 0 2	0	0	0	0	0	0
0 Brandon Murray	G 40:41	7-14	2-6	1-1	1 5 6	1 1 17	2	4	3	1	0	14
1 Xavier Pinson	G 39:24	4-10	0-2	0-1	0 0 0	2 3 8	8	2	5	0	0	0
13 Tari Eason	32:20	5-10	1-1	9-13	4 5 9	4 7 20	2	2	3	1	0	-2
2 Eric Gaines	29:49	2-4	0-1	2-2	0 4 4	3 3 6	0	0	2	0	0	0
11 Justice Williams	03:01	0-0	0-0	0-0	0 0 0	0 0 0	0	0	0	0	0	-8
24 Shareef O'Neal	07:44	0-1	0-0	0-0	1 1 2	2 0 0	1	2	0	0	0	-1
Team					1 1 2		0	1				
Totals		28-61	7-20	17-23	11 22 33	16 17 80	13	13	16	4	0	3

Technical Fouls: NONE

Dead Ball Rebounds: 3, 0

	ALA	LSU	Points from Turnovers				Period by Period Scoring			
Biggest lead	5 (2 nd 7:12)	8 (1 st 15:52)	16	23	1st	2nd	OT1	TOT		
Best Scoring Run	8 (1 st 12:50)	7 (1 st 5:41)	Paint	24	36	ALA	38	34	5	77
Lead Changes	12		Second Chance	19	13	LSU	36	36	8	80
Times Tied	15		Fast Breaks	10	6					
Time with Lead	15:54	16:16	Bench	27	26					

- Both teams were tied for a total of 12:50, with Alabama leading for 15:55 and LSU leading for 16:17
- Of Alabama's 61 total field goal attempts for the contest, 40 of them were from deep (11-of-40)
- The loss snaps the Tide's five-game winning streak in the series

FIRST HALF

- LSU had a strong start, hitting 5-of-8 from the floor to jump out an early 12-5 lead by the first media
- After the Tigers made an and-1 free throw to go up 13-5, Alabama scored eight unanswered points over the next three minutes to even the score at 13-13 with 12:50 on the clock
- LSU pushed the score back out to six (19-13) but once again the Tide responded, this time with a 10-1 run to give UA a 23-20 advantage with 9:04 to play in the half
- With the Tigers holding a 36-33 lead in the final minute, a three-pointer by Quinerly followed by a breakaway buzzer-beating dunk by Noah Gurley staked the Tide to a 38-36 halftime lead
- Quinerly recorded nine points to lead UA in the half as Davison posted eight points and three rebounds off the bench

SECOND HALF

- Ellis paced the offense in the opening minutes of the half, scoring 13 of UA's opening 16 points, including 10 straight, as Alabama took a 54-51 lead with 12:25 to play
- Alabama would hold the lead for most of the half despite being unable to shake LSU, who kept it a two-possession game throughout
- The two teams tied eight times in the half before the Tigers gained a 66-64 advantage at 3:21 (66-64) off a layup from Days
- With 12 seconds remaining, Ellis was sent to the free throw line, making both shots to tie the score at 72-72 and force the game into overtime
- Ellis made 15 of Alabama's 34 points in the half, while also securing five boards and one steal

OVERTIME

- A three by Quinerly and a layup from Ellis gave UA a three-point lead with 1:31 to play
- However, a 6-0 spurt by LSU over the final 1:11, including going 4-of-4 from the charity stripe, would result in the three-point Tiger win

BATON ROUGE, La. – Alabama went to overtime for the first time this season but came up on the short end as it fell at LSU, 80-77, in the regular season finale.

Senior guard Keon Ellis led Alabama in the loss with 19 points and nine rebounds, including scoring 17 in the second half and overtime. Junior guard Jahvon Quinerly finished with 16 points while freshman guard JD Davison added 12 points, five rebounds and a team-leading three steals off the bench.

Darius Days, Tari Eason and Brandon Murray accounted for 61 of LSU's 80 points with Days putting up 24 followed by 20 points from Eason and 17 from Murray.

HEAD COACH NATE OATS POSTGAME COMMENTS

"That's a tough loss. I thought our guys played a lot harder than they did the other night. That was definitely much better. Our turnovers are a major issue. In the last four games, we gave up 94 points off turnovers. That's almost 25 points per game off turnovers. We have to look at the way the game went, if we take care of the ball we might win the game in regulation. This is a good team, they play hard on defense and force turnovers, they had 16 steals, which combined with the points off turnovers, that's hard to overcome. Every little detail matters in these games. Especially when you are on the road. Executing out of timeouts, the turnovers... it all comes back to bite you and you wish you had a couple of those possessions back. There was a lot of stuff we did well. We outrebounded them by nine. I thought our defense was improved since the second half of the (Texas A&M) game. Their bigs were good tonight and did a good job of punishing our guards inside the post. It's tough but we have to regroup and get ourselves ready to play in the SEC Tournament."

TEAM STATS

- Alabama went into overtime for the first time since its 88-78 loss during 2021 Sweet 16 game against UCLA
- It was the 11th overtime game in series history between the Tide and Tigers, as UA falls to 8-3 in those contests
- The back-and-forth game saw 15 ties and 12 lead changes including two lead changes in overtime

2021-22 TOP PERFORMANCES

CATEGORY	ALABAMA	OPPONENTS
Points	30 by Jaden Shackelford at Ole Misss, 2/9/22	33, Jarkel Joiner, Ole Miss, 2/9/22
Field Goals Made	11 by Jahvon Quinerly vs. South Dakota State, 11/12/21	12, Jarkel Joiner, Ole Miss, 2/9/22
Field Goal Attempts	24 by Jahvon Quinerly vs. South Dakota State, 11/12/21	25, Marcus Sasser, Houston, 12/11/21
3-Pointers Made	8 by Jaden Shackelford at Ole Misss, 2/9/22	7, Kellan Grady, Kentucky, 2/19/22
3-Pointers Attempted	15 2x, last by Jahvon Quinerly vs. South Dakota State, 11/12/21	14 2x, last by Marcus Sasser, Houston, 12/11/21
Rebounds	13 by Keon Ellis vs. South Dakota State, 11/12/21	18, Baylor Scheierman, South Dakota State, 11/12/21
Assists	10, 2x, last by JD Davison at Memphis, 12/14/21	9, Luis Rodriguez, Ole Miss, 2/9/22
Steals	4 6x, last by Keon Ellis at Kentucky, 2/19/22	6, Scotty Pippen Jr., Vanderbilt, 2/22/22
Blocks	6 2x, last by Charles Bediako vs. Mississippi State, 2/16/22	8, Walker Kessler, Auburn, 2/1/22

TIDE

TALE OF THE TAPE

COMMODORES

2021-22	Season	2021-22
19-12	Overall	15-15
9-9	SEC	7-11
6-4	Last 10	4-6
2-3	Last 5	2-3
80.1	PPG	69.5
76.2	OPP PPG	67.5
+3.9	Margin	+2.0
.443	FG%	.423
.436	FG% DEF	.425
.311	3PT%	.336
.331	3PT% DEF	.304
9.3	3PT MPG	8.3
.738	FT%	.692
39.6	RPG	33.9
36.3	OPP RPG	34.8
+3.3	Margin	-0.9
14.6	APG	11.6
14.5	TOs PG	13.7
4.9	BPG	3.2
7.1	SPG	7.6

SERIES HISTORY

Overall Series Record	Alabama leads, 74-70
Last Five Contests.....	Alabama leads, 4-1
Last 10 Contests.....	Alabama leads, 6-4
At Vanderbilt.....	24-44 (streak: won 3)
At Alabama.....	46-20 (streak: won 1)
At Coleman Coliseum.....	27-13
Neutral Site.....	4-5
Series Streak	Alabama won 2
Last Meeting	Feb. 22, 2022 (Alabama 74, Vanderbilt 72)

ABOUT VANDERBILT

• Vanderbilt finished the season at 15-15 overall and 7-11 in SEC play to earn the No. 11 seed in the 2022 SEC Tournament. The Commodores finished the season on a high note, snapping their three-game losing skid by taking a 63-61 road win at Ole Miss. It was Vandy's second win in its last seven contests.

• Junior guard Scottie Pippen Jr. earned first team All-SEC honors after leading the league in scoring average at 20.5 points per game. He also ranked among the SEC leaders in minutes played (32.8, 5th), steals (2.0, 4th), assists (4.2, 7th) and field goal percentage (43.8 percent, 9th). He also tops Vandy in field goals made (192) and field goals attempted (438) and free throws made (177) and attempted (241).

• Junior guard/forward Jordan Wright, who was named the SEC Scholar Athlete of the Year, also averages double figures at 11.7 points per contest while also topping the team with 6.3 rebounds a game. Together with Pippen, the duo's 32.3 combined scoring average places them as the top scoring tandem in the SEC. Meanwhile, sophomore guard Myles Stute ranks seventh in the SEC at 2.0 threes made per game while adding 8.1 ppg. He also leads the Commodores in three-point shooting (42.4 percent, 61-of-144).

• As a team, Vanderbilt is outscoring the opposition by 2.0 points per game (69.5-67.5) while shooting 42.3 percent from the floor and 33.6 percent from beyond the arc. Defensively, the Commodores are allowing teams to shoot 42.5 percent for the field and 30.4 percent from deep. In SEC games,

• Vanderbilt head coach Jerry Stackhouse is in his third season at the helm of the program and owns a record of 35-52 (.402) and a 13-39 (.250). After totaling six league wins across his first two seasons, head coach Jerry Stackhouse surpassed that total by the team's 14th league contest (6-8). Additionally, the 16 wins on the season are the most by the Commodores since the 2016-17 campaign.

ASSOCIATED PRESS POLL

WEEK 18 (MARCH 7)

Rank	Team (FPV)	Record	Points	Prev. Rank
1	Gonzaga (52)	24-3	1,514	1
2	Arizona (6)	28-3	1,435	2
3	Baylor (3)	26-5	1,402	3
4	Auburn	27-4	1,331	5
5	Kentucky	25-6	1,306	7
6	Kansas	25-6	1,170	6
7	Duke	26-5	1,100	4
8	Villanova	23-7	1,096	11
T-9	Purdue	25-6	967	8
T-9	Tennessee	23-7	967	13
11	Providence	24-4	951	9
12	Wisconsin	24-6	857	10
13	UCLA	23-6	737	17
14	Texas Tech	23-8	730	12
15	Arkansas	24-7	687	14
16	Illinois	22-8	612	20
17	Saint Mary's	24-6	506	19
18	Houston	26-5	502	14
19	Murray State	30-2	424	22
20	UConn	22-8	370	18
21	USC	25-6	279	16
22	Texas	21-10	216	21
23	Colorado State	24-4	194	NR
24	Iowa	22-9	189	24
25	North Carolina	23-8	56	NR

Others receiving votes: Boise State 49, South Dakota State 32, Memphis 26, San Diego State 24, LSU 22, Loyola Chicago 16, Ohio State 16, Seton Hall 9, San Francisco 9, Rutgers 8, **Alabama 7**, Notre Dame 4, Vermont 3, Davidson 1, Longwood 1.

USA TODAY/COACHES POLL

WEEK 18 (MARCH 7)

Rank	Team (FPV)	Record	Points	Prev. Rank
1	Gonzaga (27)	24-3	790	1
2	Arizona (2)	28-3	744	3
3	Baylor (2)	26-5	706	4
4	Auburn (1)	27-4	704	5
5	Kentucky	25-6	676	6
6	Kansas	25-6	606	7
7	Duke	26-5	603	2
8	Villanova	23-7	548	11
9	Purdue	25-6	521	9
10	Providence	24-4	512	8
11	Tennessee	23-7	476	13
12	Wisconsin	24-6	460	10
13	UCLA	23-6	376	18
14	Texas Tech	23-8	361	12
15	Illinois	22-8	359	17
16	Arkansas	24-7	341	15
17	Saint Mary's	24-6	256	20
18	Houston	26-5	255	14
19	Murray State	30-2	223	22
20	UConn	22-8	216	19
21	USC	25-6	204	16
22	Texas	21-10	124	21
23	Iowa	22-9	94	25
24	Colorado State	24-4	58	RV
25	Ohio State	19-10	36	23

Others receiving votes: Boise State 26, North Carolina 20, Notre Dame 16, Seton Hall 14, Michigan State 13, **Alabama 11**, Wake Forest 10, South Dakota State 7, San Francisco 6, Loyola Chicago 6, Marquette 6, San Diego State 5, Memphis 4, LSU 3, Creighton 2, Rutgers 1, Iowa State 1

ALABAMA IN THE POLLS WEEK-BY-WEEK

WEEK	AP/USA TODAY	WEEK	AP/USA TODAY
PRE	14/13	10	24/25
2	14/-	11	RV (29)/RV (29)
3	10/9	12	RV (27)/RV (26)
4	16/16	13	RV (26)/RV (26)
5	9/9	14	RV (32)/RV (29)
6	6/8	15	25/RV (26)
7	10/11	16	24/25
8	19/19	17	25/24
9	15/20	18	RV/RV

TIDE

TALE OF THE TAPE

BULLDOGS

2021-22	Season	2021-22
19-12	Overall	6-25
9-9	SEC	1-17
6-4	Last 10	0-10
2-3	Last 5	0-5
80.1	PPG	70.4
76.2	OPP PPG	78.3
+3.9	Margin	-7.8
.443	FG%	.446
.436	FG% DEF	.473
.311	3PT%	.327
.331	3PT% DEF	.347
9.3	3PT MPG	6.5
.738	FT%	.746
39.6	RPG	32.7
36.3	OPP RPG	34.6
+3.3	Margin	-1.9
14.6	APG	14.0
14.5	TOs PG	14.4
4.9	BPG	2.2
7.1	SPG	5.2

SERIES HISTORY

Overall Series Record	Alabama leads, 98-53
Last Five Contests.....	Alabama leads, 4-1
Last 10 Contests	Tied at 5-5
At Georgia.....	Alabama leads, 35-33 (streak: lost 1)
At Alabama.....	Alabama leads, 53-14 (streak: won 2)
At Coleman Coliseum.....	27-12
Neutral Site.....	10-6
Series Streak	Georgia won 1
Last Meeting	Jan. 25, 2022 in Athens, Ga. (Georgia 82, Alabama 76)

ABOUT GEORGIA

• Georgia comes into SEC Tournament action sporting a 6-25 overall record and a 1-17 mark in SEC play – the lone victory coming back on Jan. 25 against Alabama in Athens, Ga. Since that win, the Bulldogs have dropped 11 consecutive games 19 of the last 20. Most recently, Georgia fell at Missouri, 79-69, last Saturday to finish the regular season a combined 0-12 in road and neutral site contests.

• Four Georgia players average in double digits led by sophomore Kario Oquendo and senior Braelen Bridges at 15.4 and 12.8 points per game, respectively. Graduate student Jailyn Ingram (10.7 ppg) and point guard Aaron Cook (10.6 ppg) also average in double figures.

• Cook leads the team and ranks second in the SEC in assists per game at 5.4, while also topping the team in steals (1.2) and minutes (32.1). Meanwhile, Bridges leads the league and ranks fourth in the country in field goal percentage (64.2 percent) with Ingram leading the squad in rebounding (6.rpg).

• As a team, Georgia ranks second in the SEC in free throws made (482), free throws attempted (646) and free throw percentage (74.6 percent). Those numbers also rank No. 15, No. 24 and No. 75 in the nation, respectively. The Bulldogs average 70.4 points per game while shooting 44.6 percent from the field and 32.7 percent from deep. Defensively, Georgia ranks last points allowed (78.3), scoring margin (-7.8) and field goal percentage defense (.473)

• Tom Crean is in his fourth season at the helm of the Georgia program and owns a 47-72 (.395) record. Now in his 22nd season as a head coach, Crean, whose coaching stints include stops at Marquette (1999-2008) and Indiana (2008-17), owns a career record of 403-303 (.571).

2021-22 HONORS/AWARDS

Jaden Shackelford

All-SEC Second Team
 Jerry West Award Watch List
 Preseason First Team All-SEC (Coaches)
 Preseason First Team All-SEC (Media)
 No. 6 Most Intriguing Player (Athletic)
 SEC Player Of The Week (Dec. 6)
 NCAA.com National Player of the Week (Dec.6)

Jahvon Quinerly

Bob Cousy Award Top 10 Finalist
 Lute Olsen National Player of the Year Watch List
 Lute Olsen National Midseason Team
 NABC Player of the Year Watch List
 Wooden Award Preseason Top 50
 Bob Cousy Award Watch List
 Preseason First Team All-SEC (Coaches)
 Preseason First Team All-SEC (Media)
 No. 6 Most Intriguing Player (Athletic)

JD Davison

SEC All-Freshman Team
 SEC Freshman Of The Week (Feb. 14)
 SEC Freshman Of The Week (Dec. 6)

Charles Bediako

SEC All-Freshman Team

Keon Ellis

All-Defensive Team

QUICK FACTS

Location	Tuscaloosa, Ala.
Enrollment	38,320
Founded	April 12, 1831
Conference	Southeastern (West)
Colors	Crimson and White
Nickname	Crimson Tide
President	Dr. Stuart Bell
Director of Athletics	Greg Byrne
Faculty Athletics Representative	Dr. James King
Sport Administrator	J Batt
Arena	Coleman Coliseum (14,474)

Coaching Staff

Head Coach	Nate Oats
Alma Mater	Maranatha Baptist, 1998
Record at Alabama	61-34, .642 (3rd Season)
Career Record	157-77, .671 (7th Season)
Assistant Coaches	Charlie Henry Bryan Hodgson Antoine Pettway
Director of Scouting & Analytics	Adam Bauman
Director of Operations	Alex Accetta
Special Asst. to the Head Coach	Donovan Kates
Director of Video Services	Derek Rongstad
Director of Player Development	Christian Pino
Strength and Conditioning	ALKCmrl050Mike Snowden
Athletic Trainer	Clarke Holter
Nutritionist	Amanda Branson
Mental Skills Coach	Dr. Arnie Guin
Graduate Managers	Jamie Baker, Ikenna Smart, Jackson Patton, Tayyab Zahid

Team Information

2020-21 Record	26-7
2020-21 SEC Record	16-2
2021 Postseason	NCAA Tournament (Sweet 16)
Final Rankings (AP/Coaches)	No. 5/No. 5
2020-21 H/A/N Record	12-1/7-3/7-3
Starters Returning/Lost	1/4
Letterwinners Returning/Lost	10/6
Newcomers (including transfers)	5

Program History

All-Time Record	1,736-1,080-1 (.616)
SEC Record	824-637 (.564)
SEC Regular Season Championships	8
SEC Tournament Record	70-53 (.569)
SEC Tournament Championships	7
NCAA Appearances	21 (21-21, .500)
NIT Appearances	16

Athletics Communications

Director (Basketball Contact)	Aaron Jordan
Office	205-348-6084
Mobile	205-913-1979
E-mail	ajordan@ia.ua.edu
Secondary Basketball Contact	Stephanie Withey
E-mail	swithey@ia.ua.edu
Fax	205-348-8841
Website	www.RollTide.com
Mailing Address	1201 Coliseum Drive - Room 170 Tuscaloosa, Ala. 35487

2021-22 NUMERICAL ROSTER

No.	Name	Pos.	Ht.	Wt.	Cl.	Major	Hometown (Previous School)
0	Noah Gurley#	F	6-8	210	Gr.	Sport Hospitality	Fayetteville, Ga. (Furman)
1	Jusaun Holt	G	6-6	190	Fr.	Exercise Science	Roswell, Ga. (St. Francis Day School)
2	Darius Miles	F	6-6	185	So.	Communication	Washington, D.C. (IMG Academy)
3	JD Davison	G	6-3	175	Fr.	Business	Letohatchee, Ala. (Calhouns HS)
4	Juwan Gary	F	6-6	218	So.	Communication Studies	Columbia, S.C. (West Charlotte HS)
5	Jaden Shackelford	G	6-3	200	Jr.	Advertising	Hesperia, Calif. (Hesperia HS)
10	Charles Bediako	C	7-0	215	Fr.	Finance	Brampton, Ontario (IMG Academy)
12	Delaney Heard	G	6-3	198	So.	Kinesiology	Canton, Ga. (Oak Hill Academy)
13	Jahvon Quinerly	G	6-1	175	Jr.	General Studies	Hackensack, N.J. (Villanova)
14	Keon Ellis	G	6-6	170	Sr.	Business	Eustis, Fla. (Florida SW State)
15	Tyler Barnes	F	6-8	201	Gr.	Sports Hospitality	Louisville, Ky. (St. Xavier HS)
21	Britton Johnson	G	6-4	183	Sr.	Sport Hospitality	Mountain Brook, Ala. (Mountain Brook HS)
22	Keon Ambrose-Hylton	F	6-8	210	So.	Exercise Science	Toronto, Ontario (Andrews Osborne Academy)
24	Jaden Quinerly	G	6-0	155	So.	Business	Hackensack, N.J. (Ramsey HS)
25	Nimari Burnett%	G	6-4	190	So.	Business	Chicago, Ill. (Texas Tech)
30	Adam Cottrell	G	6-3	200	Jr.	Operations Management	Flowery Branch, Ga. (Lakeview Academy)
33	James Rojas	F	6-8	220	Sr.	Post Graduate	Jamestown, N.Y. (Hutchinson CC)
35	Alex Tchikou ^a	F	6-11	225	R-Fr.	Business	Paris, France (Dream City Christian)

Graduate transfer

% Transfer and immediately eligible to suit up for the 2021-22 season

^a Injured and was redshirted during the 2020-21 season

2021-22 ALPHABETICAL ROSTER

No.	Name	Pos.	Ht.	Wt.	Cl.	Major	Hometown (Previous School)
22	Keon Ambrose-Hylton	F	6-8	210	So.	Exercise Science	Toronto, Ontario (Andrews Osborne Academy)
15	Tyler Barnes	F	6-8	201	Gr.	Sports Hospitality	Louisville, Ky. (St. Xavier HS)
10	Charles Bediako	C	7-0	215	Fr.	Finance	Brampton, Ontario (IMG Academy)
25	Nimari Burnett%	G	6-4	190	So.	Business	Chicago, Ill. (Texas Tech)
30	Adam Cottrell	G	6-3	200	Jr.	Operations Management	Flowery Branch, Ga. (Lakeview Academy)
3	JD Davison	G	6-3	175	Fr.	Business	Letohatchee, Ala. (Calhouns HS)
14	Keon Ellis	G	6-6	170	Sr.	Business	Eustis, Fla. (Florida SW State)
4	Juwan Gary	F	6-6	218	So.	Communication Studies	Columbia, S.C. (West Charlotte HS)
0	Noah Gurley#	F	6-8	210	Gr.	Sport Hospitality	Fayetteville, Ga. (Furman)
12	Delaney Heard	G	6-3	198	So.	Kinesiology	Canton, Ga. (Oak Hill Academy)
1	Jusaun Holt	G	6-6	190	Fr.	Exercise Science	Roswell, Ga. (St. Francis Day School)
21	Britton Johnson	G	6-4	183	Sr.	Sport Hospitality	Mountain Brook, Ala. (Mountain Brook HS)
2	Darius Miles	F	6-6	185	So.	Communication	Washington, D.C. (IMG Academy)
24	Jaden Quinerly	G	6-0	155	So.	Business	Hackensack, N.J. (Ramsey HS)
13	Jahvon Quinerly	G	6-1	175	Jr.	General Studies	Hackensack, N.J. (Villanova)
33	James Rojas	F	6-8	220	Sr.	Post Graduate	Jamestown, N.Y. (Hutchinson CC)
5	Jaden Shackelford	G	6-3	200	Jr.	Advertising	Hesperia, Calif. (Hesperia HS)
35	Alex Tchikou ^a	F	6-11	225	R-Fr.	Business	Paris, France (Dream City Christian)

Graduate transfer

% Transfer and immediately eligible to suit up for the 2021-22 season

^a Injured and was redshirted during the 2020-21 season

CLASS

FRESHMAN

Jusuan Holt	
JD Davison	
Charles Bediako	
Alex Tchikou (Redshirt)	

SOPHOMORES

Darius Miles	
Juwan Gary	
Delaney Heard	
Keon Ambrose-Hylton	
Jaden Quinerly	
Nimari Burnett	

JUNIORS

Jaden Shackelford	
Jahvon Quinerly	
Adam Cottrell	

SENIORS/GRADUATES

Keon Ellis	
Britton Johnson	
James Rojas	
Noah Gurley (Gr.)	
Tyler Barnes (Gr.)	

PRONUNCIATION GUIDE

PLAYERS

Charles Bediako	Bed-EE-ah-koe
Nimari Burnett	Nih-mahr-EE
Jusaun Holt	JU-sahn
Juwan Gary	Juh-WAHN
Jahvon Quinerly	Juh-VON
James Rojas	ROE-hoss
Alex Tchikou	CHEE-koo

COACHES

Adam Bauman	BO-man
Arnie Guin	GYOO-in
Bryan Hodgson	HODGE-sun
Antoine Pettway	PETT-way

WHAT'S TRENDING?

NEUTRAL SITE GAMES (3-2)

Team Box Score

No.	Player				Total		3-Point		F-Throw		Rebounds													
		GP-GS	MIN	AVG	FG-FGA	FG%	3FG-3FGA	3FG%	FT-FTA	FT%	OFF	DEF	TOT	AVG	PF	DQ	A	TO	BLK	STL	PTS	AVG		
5	SHACKELFORD, Jaden	5-5	165:40	33.1	35-71	.493	21-44	.477	5-8	.625	4	28	32	6.4	8	0	8	10	0	2	96	19.2		
13	QUINERLY, Jahvon	5-5	155:13	31.0	24-67	.358	6-23	.261	16-25	.640	1	7	8	1.6	6	0	20	13	1	5	70	14.0		
4	GARY, Juwan	5-4	104:50	21.0	19-32	.594	4-10	.400	11-17	.647	13	19	32	6.4	13	0	2	6	2	4	53	10.6		
3	DAVISON, JD	5-0	119:13	23.8	19-31	.613	5-11	.455	9-14	.643	5	17	22	4.4	2	0	23	16	1	3	52	10.4		
14	ELLIS, Keon	5-5	153:00	30.6	17-35	.486	8-22	.364	6-7	.857	7	19	26	5.2	13	0	9	7	3	5	48	9.6		
0	GURLEY, Noah	5-1	90:46	18.2	14-26	.538	3-8	.375	1-3	.333	7	12	19	3.8	17	0	0	5	5	4	32	6.4		
2	MILES, Darius	5-0	83:03	16.6	11-33	.333	2-14	.143	3-5	.600	7	11	18	3.6	9	0	3	3	4	4	27	5.4		
10	BEDIAKO, Charles	5-5	92:20	18.5	11-16	.688	0-0	.000	2-6	.333	9	18	27	5.4	15	0	4	3	9	4	24	4.8		
21	JOHNSON, Britton	1-0	02:11	2.2	1-1	1.000	1-1	1.000	0-0	.000	0	0	0	0.0	0	0	0	0	0	0	3	3.0		
22	AMBROSE-HYLTON, Keon	3-0	10:40	3.6	2-2	1.000	0-0	.000	1-3	.333	0	0	0	0.0	2	0	0	0	0	0	5	1.7		
1	HOLT, Jusaun	2-0	15:48	7.9	1-3	.333	1-2	.500	0-0	.000	0	1	1	0.5	2	0	1	0	0	0	3	1.5		
35	TCHIKOU, Alex	2-0	02:55	1.5	0-1	.000	0-0	.000	0-0	.000	1	2	3	1.5	0	0	0	1	0	0	0	0.0		
15	BARNES, Tyler	1-0	02:11	2.2	0-1	.000	0-1	.000	0-0	.000	0	0	0	0.0	0	0	1	0	0	0	0	0.0		
24	QUINERLY, Jaden	1-0	02:11	2.2	0-2	.000	0-0	.000	0-0	.000	1	1	2	2.0	1	0	1	0	0	0	0	0.0		
Team											5	2	7					2						
Total		5	1000		154-321	.480	51-136	.375	54-88	.614	60	137	197	39.4	88	0	72	66	25	31	413	82.6		
Opponents		5	1000		137-297	.461	36-104	.346	58-88	.659	39	117	156	31.2	81	1	69	64	20	35	368	73.6		

2021 SEC TOURNAMENT (3-0)

Team Box Score

No.	Player				Total		3-Point		F-Throw		Rebounds													
		GP-GS	MIN	AVG	FG-FGA	FG%	3FG-3FGA	3FG%	FT-FTA	FT%	OFF	DEF	TOT	AVG	PF	DQ	A	TO	BLK	STL	PTS	AVG		
13	QUINERLY, Jahvon	3-0	80:60	27.0	19-32	.594	6-13	.462	3-4	.750	1	7	8	2.7	2	0	9	4	0	1	47	15.7		
1	JONES, Herbert	3-3	85:42	28.6	15-40	.375	0-7	.000	11-15	.733	16	15	31	10.3	7	0	17	6	7	7	41	13.7		
5	SHACKELFORD, Jaden	3-3	80:20	26.8	14-35	.400	8-21	.381	0-0	.000	1	5	6	2.0	4	0	6	3	0	2	36	12.0		
14	ELLIS, Keon	3-2	72:26	24.1	9-17	.529	4-10	.400	5-5	1.000	5	15	20	6.7	7	0	1	1	2	2	27	9.0		
11	PRIMO, Joshua	1-1	19:02	19.0	3-5	.600	2-4	.500	0-0	.000	1	3	4	4.0	1	0	0	1	1	0	8	8.0		
4	GARY, Juwan	3-0	41:30	13.8	9-12	.750	0-0	.000	4-5	.800	9	4	13	4.3	6	0	1	1	2	1	22	7.3		
23	PETTY JR., John	3-3	84:38	28.2	8-28	.286	6-21	.286	0-0	.000	1	13	14	4.7	5	0	4	6	2	6	22	7.3		
3	REESE, Alex	3-0	39:50	13.3	6-21	.286	3-13	.231	1-1	1.000	4	6	10	3.3	6	0	2	3	2	1	16	5.3		
12	MILES, Darius	1-0	16:10	16.2	1-4	.250	1-3	.333	2-2	1.000	1	2	3	3.0	0	0	2	2	2	1	5	5.0		
33	ROJAS, James	3-0	25:57	8.7	3-5	.600	1-2	.500	0-0	.000	0	1	1	0.3	2	0	2	5	0	2	7	2.3		
15	BARNES, Tyler	1-0	03:14	3.2	1-1	1.000	0-0	.000	0-0	.000	0	0	0	0.0	1	0	0	0	0	1	2	2.0		
22	AMBROSE-HYLTON, Keon	1-0	06:55	6.9	1-2	.500	0-0	.000	0-0	.000	0	0	0	0.0	0	0	0	0	0	0	2	2.0		
2	BRUNER, Jordan	3-3	34:46	11.6	1-6	.167	1-5	.200	0-0	.000	1	4	5	1.7	5	0	1	3	1	1	3	1.0		
30	WALL, Kendall	1-0	05:16	5.3	0-1	.000	0-1	.000	0-0	.000	0	0	0	0.0	1	0	0	0	0	0	0	0.0		
21	JOHNSON, Britton	1-0	03:14	3.2	0-0	.000	0-0	.000	0-0	.000	0	1	1	1.0	1	0	0	0	0	0	0	0.0		
Team											7	4	11											
Total		3	600		90-209	.431	32-100	.320	26-32	.813	47	80	127	42.3	48	0	45	35	19	25	238	79.3		
Opponents		3	600		73-196	.372	18-67	.269	31-43	.721	48	76	124	41.3	43	1	31	42	18	20	195	65.0		

WHO'S HOT?



13
JAHVON QUINERLY
GUARD Jr. • 6-1 • 175
Hackensack, N.J.
(Villanova/Hudson Catholic HS)

LAST SIX GAMES:

16.0 PPG
4.2 APG
2.4 3s MADE PER GAME
48.0 FG% (34-of-71)
43.2 3FG% (16-of-37)
92.3 FT% (12-of-13)



10
CHARLES BEDIAKO
CENTER Fr. • 7-0 • 225
Brampton, Ontario
(IMG Academy)

LAST SIX GAMES:

9.0 PPG
4.7 RPG
2.0 BPG
18.6 MPG
84.6 FG% (22-of-26)



14
KEON ELLIS
GUARD Sr. • 6-6 • 175
Eustis, Fla.
(Florida SW State/Leesburg HS)

LAST FIVE GAMES:

17.4 PPG
6.0 RPG
3.5 3s MADE PER GAME
2.5 SPG
50.0 FG% (26-of-52)
47.2 3FG% (17-of-36)

BLUE COLLAR PTS

The Hard Hat Award is something created by head coach Nate Oats which is handed out to a Crimson Tide men's basketball player at the end of each game. The Blue Collar point system accumulates over the course of a game with the highest game total receiving the Hard Hat. Deflections, steals, blocks, rebounds and loose balls count for one point. Offensive rebounds are worth 1.5 points, floor dives are two and charges are worth four points. Below is Blue Collar list for each game and cumulative totals from last year:

OPPONENT	TEAM TOTAL	HARD HAT AWARD
Louisiana Tech	102	Juwan Gary (20.5)
South Dakota State	94	Keon Ellis (25.5)
South Alabama	102	Charles Bediako (23.5)
Oakland	101	Jaden Shackelford (15.5)
vs. Iona	86	Jahvon Quinerly (14.5)
vs. Drake	95	Juwan Gary (21)
vs. Miami	82.5	JD Davison (13)
vs. Gonzaga	120.5	Darius Miles (22)
Houston	85.5	Juwan Gary (18.5)
at Memphis	102.5	JD Davison (19.5)
Jacksonville State	100	Charles Bediako (22)
vs. Davidson	90	Gurley/Ellis (17)
Tennessee	87.5	Keon Ellis (21)
at Florida	107	Keon Ellis (20.5)
at Missouri	85	JD Davison (14.5)
Auburn	105.5	Keon Ellis (22.5)
at Mississippi State	103.5	Jaden Shackelford (17)
LSU	116.5	Noah Gurley (20.5)
Missouri	107.5	Jaden Shackelford (21.5)
at Georgia	117	James Rojas (21.5)
Baylor	92.5	Jaden Shackelford (28.5)
at Auburn	92	Keon Ellis (16)
Kentucky	97	James Rojas (15.5)
at Ole Miss	84	Noah Gurley (15)
Arkansas	93	Jaden Shackelford (15.5)
Mississippi State	103	Charles Bediako (19.5)
at Kentucky	84.5	Keon Ellis (19.5)
at Vanderbilt	103	JD Davison (20)
South Carolina	95	Keon Ellis (15)
Texas A&M	79.5	James Rojas (19)
at LSU	99.5	Keon Ellis (20)

HARD HAT WINNERS

Keon Ellis	9
Jaden Shackelford	5
JD Davison	4
Noah Gurley	3
Juwan Gary	3
Charles Bediako	3
James Rojas	3
Darius Miles	1
Jahvon Quinerly	1

CUMULATIVE BLUE COLLAR POINTS TOTAL

Keon Ellis	484.5
Jaden Shackelford	410
Charles Bediako	362
JD Davison	310
Darius Miles	300
Noah Gurley	286
Jahvon Quinerly	258.5
Juwan Gary	216.5
James Rojas	168
Jusaun Holt	68
Britton Johnson	21.5
Keon Ambrose-Hylton	17.5
Tyler Barnes	6.5
Alex Tchikou	5
Jaden Quinerly	3.5
TOTALS	3,045

SEASON DEFLECTIONS

Keon Ellis	118
Jaden Shackelford	64
Jahvon Quinerly	48
Darius Miles	42
Noah Gurley	42
JD Davison	41
Charles Bediako	34
James Rojas	27
Juwan Gary	25
Keon Ambrose-Hylton	3
Jusaun Holt	3
Tyler Barnes	1
Britton Johnson	1
TOTALS	449

ALABAMA BASKETBALL: WHAT YOU NEED TO KNOW

TEAM NOTES

• The Tide's schedule ranks No. 1 in the nation in every major rating system including: Average Opponent NET Ranking, KenPom.com, ESPN BPI, Sagarin Rankings and RealTimeRPI.

• **NET RANKING FACTS:** Alabama has a NET Ranking of No. 27 in the nation as of 3/8 which is sixth-best in the SEC... UA is the only team in the nation to have defeated four teams among the NET Top 10 (No. 1 Gonzaga, No. 3 Baylor, No. 5 Houston and No. 8 Tennessee)... UA is tied for fourth nationally in total number of Quad 1 with 7 (only eight teams have more)... Alabama has played the fewest amount of Quad 4 opponents (1) than any other team in the nation.

• The Tide is receiving votes to be ranked in this week's Associated Press Top-25 (No. 36, 7 votes) and the Ferris Mowers USA Today Coaches Poll (No. 31, 11 votes). It marks the 18th consecutive week that Alabama has been ranked or receiving votes in both major college basketball top-25 polls, reaching as high as No. 6/8 (week 6).

• UA ranks No. 13 in the nation in offensive efficiency by Ken Pomeroy (as of 3/8), which would stand as the program's second-most efficient offense over the last 20 years of KenPom.com's end-of-year ranking (finished No. 9 in 2005). Pomeroy also ranks the Tide No. 13 in average possession length and No. 16 in adjusted tempo. However, Alabama has dropped to No. 93 in defensive efficiency which ranks 11th in the SEC.

• According to the other metric rankings, Alabama is ranked in the following (as of 3/2): No. 20 ESPN.com BPI, No. 22 KenPom.com, No. 23 Sagarin and No. 27 in the NCAA NET rankings. The Tide's "Best" NET wins (Quad 1) include: Gonzaga (No. 1), Baylor (No. 3), Houston (No. 5), Tennessee (No. 8), LSU (No. 16), Arkansas (No. 20) and at Florida (No. 51).

• The Crimson Tide owns a 5-4 record vs. teams ranked in the AP Top 25 this season. The five ranked wins is tied for second-most in the nation (Texas Tech), trailing Marquette (6) by one and stands the second-most in a single season, one shy of matching the 2017-18 squad that finished with six top-25 wins.

• All five of UA's ranked wins came against top-15 teams, giving Alabama the national lead in top-15 wins (5). The Crimson Tide has defeated then-No. 3 Gonzaga (91-82 in Seattle), then-No. 14 Houston (83-82), then-No. 14 Tennessee (73-68), then-No. 13 LSU (70-67) and then-No. 4 Baylor (87-78).

• Alabama owns a record of 4-3 in games that have come down to a single possession (3 or fewer points) and is 4-4 in two possession contests (4-6 points) on the year.

• Alabama recently played one of the toughest stretches played in college basketball in nearly 15 years having faced three consecutive teams that were ranked in the Associated Press Top-5. The Crimson Tide opened the stretch with a win over then-No. 4 Baylor (87-78) followed by losses at No. 1 Auburn on Feb. 1 (100-81) and vs. No. 5 Kentucky (66-55). It was the first time since the 2008-09 season that any Division I team faced three-straight AP Top-5 teams (Rutgers).

• The Tide enters the contest ranked No. 2 in the SEC and No. 13 in the nation in scoring offense at 80.1 points per game. UA also leads the league in threes attempted (929), threes made (289) and threes made per game (9.3).

• Head coach Nate Oats signed the No. 3-ranked recruiting class in the nation, according to both Rivals and 247sports. The highest-ranked signing class in program history included a pair of five-star signees – a first in program history – and three additional four-star prospects. The full breakdown can be found on page 12.

• The Crimson Tide was the preseason pick to finish second in the league in voting by a select panel of both SEC and national media members. Kentucky was picked to win the league, with the Crimson Tide, Arkansas, Tennessee and Auburn rounding out the top five, respectively.

INDIVIDUAL NOTES

• Jaden Shackelford, who was named to the Preseason Jerry West Award Watch List, leads the SEC in minutes per game (34.0), threes made per game (3.0), total threes made (93) and threes attempted (262). Those numbers rank 22nd, 17th and 10th in the nation, respectively.

• Guard JD Davison was named the SEC Freshman of the Week Monday after averaging 14.5 points, 7.0 rebounds and 6.0 assists per game in the Tide's wins over Ole Miss and Arkansas. Davison, who earned his second weekly honor of the year (SEC Freshman of the Week for Dec. 6), becomes the first Crimson Tide rookie to earn the accolade twice in the same season since John Petty Jr. was honored twice during the 2017-18 season.

• Senior Keon Ellis is considered one of the top two-way players in the SEC, earning all-defensive honors this season. For the season, Ellis leads the SEC and ranks 20th in the nation in free throw percentage (88.5 percent), ranks 7th in steals (1.9 spg) and ranks 13th in rebounding (6.0 rpg) while also averaging 12.1 ppg. He's stepped up his play on defense in league action, ranking second in the SEC in conference games only at 2.3 steals per contest. For the year, he tops the team in total +/- numbers (+99) and ranks sixth in the conference with an average of +9.9 per 40 minutes.

2021-22 HUSTLE STATS

DUNK CHART

PLAYER	DUNKS
Bediako	40
Gurley	18
Ellis	14
Gary	14
Davison	9
Miles	5
Rojas	2
Ambrose-Hylton	1
Holt	1
TOTALS	100

CHARGES TAKEN

PLAYER	CHARGES
Shackelford	11
Miles	7
Rojas	7
Ellis	5
Quinerly	5
Bediako	4
Davison	3
Gurley	2
Holt	1
Johnson	1
TOTALS	43

FLOOR DIVES

PLAYER	FLOOR DIVES
Miles	19
Quinerly	17
Ellis	14
Rojas	14
Shackelford	14
Bediako	13
Gurley	12
Gary	6
Holt	5
Davison	5
Johnson	2
Barnes	1
TOTALS	122

AND-1's

PLAYER	AND-1's
Ellis	10-for-10
Shackelford	7-for-10
Gurley	5-for-6
Rojas	5-for-5
Quinerly	4-for-7
Davison	4-for-8
Bediako	3-for-8
Gary	1-for-4
Miles	1-for-3
Ambrose-Hylton	0-for-1
Johnson	0-for-1
TOTALS	40-for-63 (.635)

SPECIALTY STATS

Opponent	Paint	Pts off			
		T/O	2ndCh	FastB	Bench
LOUISIANA TECH	32	5	19	3	32
ALABAMA	16	36	22	14	41
SOUTH DAKOTA STATE	42	13	6	12	52
ALABAMA	56	17	26	12	19
SOUTH ALABAMA	34	18	10	4	9
ALABAMA	36	20	12	5	12
OAKLAND	24	11	12	2	8
ALABAMA	38	14	21	12	20
vs. Iona	36	6	7	13	19
ALABAMA	36	11	8	14	19
vs. Drake	19	32	13	5	23
ALABAMA	18	46	15	10	21
vs. Miami	28	16	4	9	9
ALABAMA	38	25	15	17	34
vs. Gonzaga	40	13	17	9	23
ALABAMA	36	18	16	13	19
HOUSTON	38	16	23	8	26
ALABAMA	36	6	8	18	18
at Memphis	44	29	11	20	31
ALABAMA	38	18	17	18	21
JACKSONVILLE STATE	28	15	10	2	14
ALABAMA	30	13	10	19	19
vs. Davidson	38	19	6	6	4
ALABAMA	36	15	17	4	17
TENNESSEE	22	16	9	9	20
ALABAMA	38	17	8	5	27
at Florida	26	10	21	5	19
ALABAMA	40	21	16	12	7
at Missouri	36	7	17	7	5
ALABAMA	46	13	11	14	27
AUBURN	40	11	8	19	31
ALABAMA	32	14	8	14	30
at Mississippi State	34	22	21	14	12
ALABAMA	28	13	16	11	27
LSU	26	17	11	9	30
ALABAMA	28	21	15	6	22
MISSOURI	36	18	18	4	22
ALABAMA	38	21	24	12	24
at Georgia	32	23	13	9	29
ALABAMA	36	14	17	15	18
BAYLOR	30	14	17	8	29
ALABAMA	42	24	9	9	33
at Auburn	52	12	10	27	44
ALABAMA	22	8	8	11	20
KENTUCKY	34	17	13	16	21
ALABAMA	30	14	16	4	18
at Ole Miss	30	16	11	2	21
ALABAMA	44	12	8	5	35
ARKANSAS	20	22	10	6	8
ALABAMA	30	28	8	14	29
MISSISSIPPI STATE	30	10	12	4	11
ALABAMA	44	11	16	10	30
at Kentucky	36	14	22	8	6
ALABAMA	24	11	15	2	20
at Vanderbilt	22	32	8	11	17
ALABAMA	28	18	22	14	29
SOUTH CAROLINA	22	10	11	14	16
ALABAMA	32	24	7	10	48
TEXAS A&M	44	29	13	10	11
ALABAMA	34	18	2	13	26
at LSU	36	23	13	6	26
ALABAMA	23	16	19	10	27

OPPONENT Totals	1,024	516	396	281	628
Average/Game	33.0	16.6	12.8	9.1	20.3
ALABAMA Totals	1,044	476	432	347	747
Average/Game	33.7	15.4	13.9	11.2	24.1

ABOUT ALABAMA BASKETBALL

- Alabama is in its 109th season of basketball in 2021-22. The Tide's first season of hoops came in 1912-13. There was no season in 1943-44 due to World War II.
- The Crimson Tide is led by three players who average double figures in second team All-SEC performer Jaden Shackelford (16.6 ppg), Jahvon Quinerly (14.3 ppg) and Keon Ellis (12.1 ppg). The trio combines to account for 54 percent (43.0 of the 80.1 points per game average), 71 percent of the three-pointers made (205 of 289), 51 percent field goals made (443 of 861) and 51 percent of the total free throws made (243 of 472).
- The Tide's youth has also shined this season. A pair of SEC All-Freshman Team honorees in guard JD Davison and center Charles Bediako. Davison, a consensus five star and McDonald's All-American, ranks second on the team in assists (4.1 apg) while also ranking among the team leaders at 8.6 points and 4.7 rebounds per contest. Bediako has been a strong inside presence, collecting 6.8 points, 4.4 rebounds and a team-leading 1.7 blocks a game, which ranks third in the SEC.
- As a team, the Crimson Tide is averaging 80.1 points per game which ranks 12th in the nation, while shooting 44.3 percent from the field and 31.1 percent from beyond the arc. Defensively, Alabama is giving up 76.2 points per game while allowing the opposition to shoot 44.3 percent from the floor and 33.1 percent from deep. UA is the top three-point shooting team in the SEC, connecting on 289-of-929 treys this season for an average of 9.3 threes made per game – all of which leads the league.
- Alabama was picked to finish second in the league in voting by a select panel of both SEC and national media members. Kentucky was the preseason favorite to win this year's regular season title, followed by the Tide, Arkansas, Tennessee and Auburn to round out the top five. Both Quinerly and Shackelford were named to the SEC Preseason First Team.
- The Tide holds an all-time record of 1,735-1,080-1 (.616), which includes an 824-637 (.564) record in SEC play. By capturing its 800th SEC win, Alabama joined Kentucky as the only two teams in conference history to reach the milestone. UA also became the third team in the SEC and 34th team in NCAA history to reach 1,700 program wins. Only Kentucky and Arkansas have more wins than the Crimson Tide.

RECAPING THE 2020-21 CHAMPIONSHIP SEASON

- Alabama returned its top two scorers and 10 letterwinners from last season's SEC Championship team that went on to finish 27-6 overall and 16-2 in the SEC while claiming the 2021 SEC regular season and tournament championships.
- UA won the program's eighth SEC regular season championship a year ago, finishing with a 16-2 league record which tied for the most wins in the conference in program history. In addition to claiming the 2021 crown, the Crimson Tide also claimed regular season titles in 1934, 1956, 1974, 1975, 1976, 1987 and 2002.
- Alabama claimed its seventh SEC Tournament titles last year. It was the first tournament title by the Tide in 30 years, with the last coming in 1991. In all, the Tide has won 15 combined championships - the eight regular season titles ranking third-most and the seven tournament championships ranking second-best in the league.
- UA has made 37 NCAA (21) or NIT (16) appearances in program lore. It was the program's third appearance since 2012 (also earned an at-large bid in 2018).
- The Tide made its 21st NCAA Tournament appearance in program history and has reached its eighth Sweet 16 showing. Alabama owns a record of 21-21 (.512) in NCAA Tournament games.
- Alabama also ranks second in the SEC in league victories and third in all-time winning percentage.

FOUR EARN ALL-CONFERENCE

- The Southeastern Conference announced the league's 2022 men's basketball postseason honors Tuesday, as Jaden Shackelford led four Alabama players who picked up league recognition. Shackelford earned second team honors for a second consecutive year, while JD Davison and Charles Bediako were voted to the all-freshman team. Senior Keon Ellis also earned a spot on the SEC All-Defensive Team.
- It's the third straight year that Alabama has had four different players earn All-SEC honors in the same year. In addition, it marks the sixth consecutive season a Tide rookie earned a spot on the all-freshman team, joining Joshua Primo (2021), Jaden Shackelford (2020), Kira Lewis Jr. (2019), Collin Sexton (2018) and Braxton Key (2017).
- Meanwhile, Ellis represents Alabama as one of the SEC's top defenders as a UA player picked up the honor for the fifth straight year after Donta Hall (2018, 2019) and Herbert Jones (2020, 2021) were each honored in back-to-back seasons, with Jones also earned the program's lone SEC Defensive Player of the Year last season.

JADEN SHACKELFORD – SECOND TEAM

- Picks up second team all-conference honors for the second straight year and third straight year receiving recognition after being named all-freshman team in his rookie campaign
- Earned SEC Player of the Week and NCAA National Player of the Week for Dec. 6 after defeating then-No. 3 Gonzaga
- Tops the Crimson Tide with 16.6 points per game, which ranks seventh in the SEC
- Leads Alabama in threes attempted (262), minutes (34.0 mpg) and 20-point scoring games (10), while ranking second on the team in rebounds (168) and threes made (93)
- Surpassed 1,000 career points in a 20-point effort against. Oakland, becoming the 53rd player in Alabama history to reach the milestone
- Scored a career-high 30 points with a career-high tying eight three-pointers in the Tide's win against Ole Miss, shooting 8-of-13 from beyond the arc

KEON ELLIS – ALL-DEFENSIVE TEAM

- Continues to showcase his defensive prowess earning 1.9 steals per game, good for seventh in the SEC
- Considered one of the top two-way players in the nation
- Ranks seventh in the SEC in steals (1.9 spg) and 13th in rebounding (6.0 rpg), while also averaging 12.1 ppg
- He's stepped up his play on defense in league action, recording 2.3 steals per game in league action

BY THE NUMBERS

1

Number of Quad 4 games played by Alabama this season according to the NCAA NET Rankings – the fewest by any team in the nation.

1

The Tide owns the consensus No. 1 ranked strength of schedule according to the NCAA NET Ranking, Ken Pomeroy ranking and ESPN BPI, among other metric rankings.

1

Jaden Shackelford leads the SEC in threes made (93), threes attempted (262) and threes made per game (3.0)

3

Ranking of the 2022 signing class, which consists of two five-star signees, by both Rivals and 247Sports.com. It is the highest-ranked signing class in program history

4

Alabama is the only team in the nation with four victories over the top-10 NCAA NET victories this season (defeated No. 1 Gonzaga, No. 3 Baylor, No. 5 Houston and No. 8 Tennessee).

7

Alabama is tied for fourth in total number of Quad 1 victories in the nation this season at seven. Only eight teams have more.

13

Alabama is currently ranked 13th nationally in offensive efficiency, according to KenPom.com. It would stand as the Tide's second-best offensive efficiency ranking in the 20 years of the Ken Pomeroy rankings (finished 9th in 2005).

16

According to the KenPom.com rankings, Alabama is currently 16th in the nation in adjusted offensive tempo, averaging 71.7 possessions per game

289-OF-929

Alabama leads the league in threes made (289) and attempted (929). With 11 more makes, the 2021-22 team will be just the third in program history to have made at least 300 treys and have 900 attempts for a season (2019-20 and 2020-21 also achieved the feat, with last year's squad hold the record of 348-of-989).

824


Number of SEC wins for Alabama, which ranks second among all league teams (Kentucky has 1,034). The Crimson Tide's SEC winning percentage of .564 is third-best in the conference annals, behind Kentucky (.778) and Tennessee (.567).

1,736

Number of all-time wins for Alabama in 109 years of basketball, which ranks third in the SEC behind Kentucky and Arkansas.

LAST TIME VS. GEORGIA

- Alabama fell at Georgia in Stegeman Coliseum, 82-76, Jan. 25 to give the Bulldogs their only win of the SEC regular season
- The Crimson Tide was led Jaden Shackelford's 20 points on the strength of six three-pointers (6-of-9)
- Keon Ellis had 11 points and a team-leading nine rebounds, while Georgia-native Noah Gurley added 11 points and six boards off the bench.
- Alabama won the battle on the glass, securing 41 rebounds compared to 32 by the Bulldogs, while also leading 7-1 in blocks and 9-5 in steals
- In addition to the work on the boards, the Crimson Tide pulled down 16 offensive rebounds compared to nine by the Bulldogs to result in a 17-13 edge in second chance points
- The Tide finished with 18 assists on 27 made baskets, including 14 assists on 15 first half makes



Official Basketball Box Score - Final

Alabama at Georgia

01/25/22 Stegeman Coliseum, Athens

2021-22 Men's Basketball

Game Time: 6:31 PM

Game Duration: 2:09

Attendance: 6,703

Officials: Joe Lindsay, Olandis Poole, James Breeding

Alabama - 76

Record: 13-7 (4-4)

NO.	Name	Min	FG	3P	FT	Rebounds	Fouls	TP	AS	TO	ST	Blocks	BS	BA	+/	Shooting By Period		
33	James Rojas	F 24:08	2-7	1-4	3-5	1 2 3	5 4	8	2	3	1	0	0	4	4	1st FG%	15-28	53.6%
10	Charles Bediako	C 21:22	4-5	0-0	0-0	5 3 8	3 2	8	1	2	1	2	1	-4	-4	3PT%	6-9	66.7%
3	JD Davison	G 29:01	3-7	0-3	1-2	0 5 5	3 1	7	7	2	1	2	0	-17	-17	2nd FG%	12-34	35.3%
5	Jaden Shackelford	G 37:07	6-10	6-9	2-4	0 3 3	3 3	20	2	5	0	1	0	-2	-2	3PT%	3-18	16.7%
14	Keon Ellis	G 25:53	5-11	1-5	4-6	4 5 9	3 4	15	3	2	4	2	0	-11	-11	FT%	7-11	63.6%
0	Noah Gurley	16:53	5-7	0-1	1-1	4 2 6	3 2	11	0	2	1	0	0	-12	-12	GM FG%	27-62	43.5%
2	Darius Miles	11:53	0-4	0-3	2-2	0 1 1	0 1	2	0	0	0	0	0	4	4	3PT%	9-34	26.5%
13	Jahvon Quinerly	25:33	2-9	1-7	0-0	1 2 3	3 1	5	3	2	1	0	0	-1	-1	FT%	13-20	65.0%
1	Jusaun Holt	01:09	0-0	0-0	0-0	0 1 1	0 0	0	0	1	0	0	0	0	0	Dead Ball Rebounds: 3, 0		
21	Britton Johnson	07:01	0-2	0-2	0-0	1 0 1	0 1	0	0	0	0	0	0	0	0			
Team						0 1 1				0								
Totals			27-62	9-34	13-20	16 25 41	23 20	76	18	19	9	7	1	-6	-6			

Technical Fouls: NONE

Georgia - 82

Record: 6-14 (1-6)

NO.	Name	Min	FG	3P	FT	Rebounds	Fouls	TP	AS	TO	ST	Blocks	BS	BA	+/	Shooting By Period		
23	Braelen Bridges	F 19:15	5-8	0-0	3-3	3 2 5	5 1	13	1	1	1	1	1	19	19	1st FG%	13-28	46.4%
10	Aaron Cook	G 34:38	5-14	1-6	4-5	0 1 1	3 5	15	4	1	1	0	3	2	2	3PT%	6-17	35.3%
20	Noah Baumann	G 18:51	2-3	2-3	0-0	0 0 0	3 0	6	3	1	0	0	0	4	4	FT%	4-7	57.1%
3	Kario Okunribido	31:09	4-11	1-4	2-3	1 6 7	2 2	11	2	4	1	0	2	2	2	2nd FG%	12-28	42.9%
11	Jaxon Etter	16:58	3-3	2-2	0-0	0 1 1	4 0	8	2	2	1	0	0	12	12	3PT%	2-6	33.3%
15	Dalen Ridginal	25:44	2-6	0-3	0-0	3 2 5	1 1	4	1	0	0	0	0	-2	-2	GM FG%	25-56	44.6%
1	Jabari Abdur-Rahim	18:57	1-6	1-3	10-11	1 4 5	2 7	13	0	1	1	0	1	9	9	3PT%	8-23	34.8%
4	Tyron McMillan	13:38	2-2	0-0	3-6	0 1 1	0 3	7	0	1	0	0	0	-12	-12	FT%	24-30	80.0%
5	Christian Wright	20:50	1-3	1-2	2-2	1 2 3	0 3	5	3	2	0	0	0	-4	-4	Dead Ball Rebounds: 3, 0		
Team						0 4 4				1								
Totals			25-56	8-23	24-30	9 23 32	20 23	82	16	14	5	1	7	6	6			

Technical Fouls: NONE

	UA	UGA	Points from	UA	UGA	Period by Period Scoring
Biggest lead	9 (2nd 18:40)	8 (1st 7:37)	Turnovers	14	23	
Best Scoring Run	8 (1st 6:18)	6 (1st 11:20)	Paint	36	32	1st 2nd TOT
Lead Changes	8		Second Chance	17	13	UA 42 34 76
Times Tied	4		Fast Breaks	15	9	
Time with Lead	19:11	17:22	Bench	18	29	UGA 36 46 82

NATION'S BEST BACKCOURT?

- The Alabama backcourt of All-SEC performer Jaden Shackelford, Jahvon Quinerly, SEC All-Defensive team honoree Keon Ellis and SEC All-Freshman Team selection JD Davison is living up to its preseason hype of not only one of the top backcourts in the SEC, but arguably in the nation
- Two members in Shackelford (Jerry West) and Quinerly (Bob Cousy) were each named to preseason national watch lists, Ellis was a JUCO All-American and Davison was a McDonald's All-American and one of the top players to ever sign at Alabama
- The SEC has also recognized both Shackelford and Davison (twice) as the league's player and freshman of the week for the week, respectively.
- On Dec. 6 the duo swept the award, marking just the second time in school history Tide players won both weekly awards, while Davison also earned SEC Freshman of the Week honors Feb. 14.
- So far this season, the backcourt has shined, as Shackelford (16.6), Quinerly (14.3 ppg), Ellis (12.1 ppg) and Davison (8.6 ppg) are combining to average 51.6 points or 64 percent of the team's scoring output

STATS IN WINS VS LOSSES

- Below is a breakdown of key stats in Alabama's 19 wins compared to the same stats in its 12 losses on the year.

GAMES	POINTS PER GAME	FG%	3FG%	REBS PER GAME	ASTS PER GAME
	UA-OPP (MARGIN)	UA / OPP	UA / OPP	UA / OPP (MARGIN)	UA / OPP
Won (19)	83.1-71.8 (+11.3)	.464 / .409	.323 / .324	41.4 / 35.5 (+5.9)	15.1 / 11.1
Lost (12)	75.3-83.3 (-7.9)	.412 / .479	.293 / .343	36.7 / 37.4 (-0.7)	13.8 / 14.6

RECORD WATCH - INDIVIDUAL

Jaden Shackelford

Alabama All-Time Scoring Leaders (notables listed)

1.	2,168	Reggie King	1976-79
15.	1,575	Melvin Cheatum	1988-91
16.	1,539	John Petty Jr.	2018-21
17.	1,532	Eric Washington	1994-97
18.	1,487	Rod Grizzard	2000-02
19.	1,451	Ken Johnson	1978-81
20.	1,444	George Linn	1953-56
21.	1,441	Jaden Shackelford	2019-pres.
22.	1,394	Mike Nordholz	1966-68

Career 3-Point Field Goals Made

1.	311	John Petty Jr.	2018-21
2.	263	Brian Williams	1996-99
3.	262	Eric Washington	1994-97
4.	245	Ernest Shelton	2002-05
5.	240	Jaden Shackelford	2019-pres.

Career 3-Point Field Goals Attempted

1.	814	John Petty Jr.	2018-21
2.	738	Brian Williams	1996-99
T3.	681	Jaden Shackelford	2019-pres.
T3.	681	Ernest Shelton	2002-05

Single-Season 3-Point Field Goals Made

1.	113	Eric Washington	1995-96
2.	103	Mykal Riley	2007-08
3.	93	Jaden Shackelford	2021-22

Single-Season 3-Point Field Goals Attempted

1.	279	Eric Washington	1995-96
2.	262	Jaden Shackelford	2021-22
3.	248	Brian Williams	1997-98

Keon Ellis

Single Season Steals

6.	64	Trevor Releford	2011-12
7.	63	Latrell Sprewell	1991-92
8.	61	Ennis Whatley	1982-83
9.	60	Trevor Releford	2010-11
10.	59	Tony Mitchell	2010-11
	57	Keon Ellis	2021-22

RECORD WATCH - TEAM

THREE-POINT FIELD GOALS MADE

Season

1.	348	989 attempts (33 games)	2020-21
2.	334	957 attempts (31 games)	2019-20
3.	289	929 attempts (31 games)	2021-22
4.	259	763 attempts (33 games)	2015-16
5.	255	700 attempts (32 games)	1995-96
6.	249	632 attempts (32 games)	2004-05

THREE-POINT FIELD GOALS ATTEMPTED

Season

1.	989	348 made (33 games)	2020-21
2.	957	334 made (31 games)	2019-20
3.	929	289 made (31 games)	2021-22
4.	763	259 made (33 games)	2015-16
5.	718	244 made (34 games)	2018-19
6.	711	232 made (36 games)	2000-01

TOP SCORING DUO

- The duo of Jaden Shackelford and Jahvon Quinerly have formed quite the offensive duo in the league. The combination ranks as the third-highest scoring pair in the conference.
- Shackelford (16.6 ppg) and Quinerly (14.3) combine to account for 30.7 points per game, 1.5 points behind than Vanderbilt's Scottie Pippen Jr. and Jordan Wright (32.2) and Mississippi State's Iverson Molinar and Tolu Smith's (31.6) points per game average.
- Below is the SEC's top seven scoring duos:

Player (PPG)	School	Total Combined Points
Scottie Pippen Jr. (20.5)/Jordan Wright (11.7)	Vanderbilt	32.2
Iverson Molinar (17.8)/Tolu Smith (13.8)	Mississippi State	31.6
Jaden Shackelford (16.6)/Jahvon Quinerly (14.3)	Alabama	30.7
J.D. Notae (18.9)/Stanley Umude (11.7)	Arkansas	30.6
Tari Eason (16.9)/Darius Days (13.6)	LSU	30.5
Jabari Smith (17.1)/KD Johnson (12.7)	Auburn	29.8
Oscar Tshiebwe (17.3)/Ty Ty Washington Jr. (12.2)	Kentucky	29.5

STRENGTH OF SCHEDULE

- Alabama enters postseason play having played the toughest schedule in the nation to this point
- The Crimson Tide's schedule ranks No. 1 in the nation in across all metric ranking systems, including average opponent NET ranking, KenPom.com, ESPN BPI, Sagarin rankings and RealTimeRPI.
- The Tide's non-conference schedule consists of three of last year NCAA Final Four teams – each of which Alabama defeated on the season – in Gonzaga (won, 91-82), Houston (won, 83-82) and Baylor (won, 87-78) as well as six different teams that were picked to win their respective league
- Alabama has faced nine ranked opponents this season, all of which have been ranked inside the AP Top 15 (5-4 vs. ranked teams).
- UA has faced six teams ranked in the AP Top-5 during the regular season, which matches the 2012-13 Ohio State team as the most top-five opponents played by any program in the regular season in the Associated Press poll-era.
- Additionally, the Tide played one of the toughest stretches in college basketball in nearly 15 years having faced three consecutive teams that were ranked in the Associated Press Top-5 (No. 4 Baylor on Jan. 29, No. 1 Auburn on Feb. 1 and No. 5 Kentucky on Feb. 5). It was the first time since the 2008-09 season that any Division I team faced three-straight AP Top-5 teams (Rutgers).
- Among the ranked Tide defeated then-No. 3 Gonzaga on Dec. 4 (91-82), then-No. 14 Houston on Dec. 11 (83-82), then-No. 14 Tennessee on Dec. 29 (73-67), No. 13 LSU on Jan. 19 (70-67) and then-No. 4 Baylor (87-78).

THE TIDE IN THE NATIONAL & CONFERENCE STATS

- Below is a breakdown of where UA ranks in the SEC and NCAA (all numbers as of 3/8):

CATEGORY	STAT	SEC ALL GAMES	SEC ONLY*	NCAA
Total 3s Attempted	929	1	1 (555)	6
Offensive Rebounds	13.4	1	1 (14.06)	6
Scoring Offense	80.1	T1	1 (77.83)	12
Rebounding Offense	39.6	3	2 (39.28)	18
Free Throws Made	472	4	2 (298)	21
Total 3s Made	289	1	1 (163)	22
Blocked Shots	4.87	4	3 (4.83)	27
Free Throws Attempted	640	5	4 (389)	27
3s Made Per Game	9.32	1	1 (9.06)	27
Assists	14.6	4	T4 (14.06)	72
Rebounding Margin	+3.32	6	5 (+1.56)	87
Free Throw Percentage	.738	3	2 (.766)	99
Defensive Rebounds	26.2	4	4 (25.22)	104
Steals	7.06	10	9 (7.17)	117
Scoring Margin	+3.87	9	8 (-0.22)	143
3-Point FG Percentage Defense	.331	12	12 (.346)	161
Field Goal Percentage	.443	6	13 (.418)	165
Assist/Turnover Ratio	1.01	9	9 (0.94)	189
FG Percentage Defense	.436	10	8 (.437)	196
Turnover Margin	-1.35	12	12 (-1.67)	267
3-Point FG Percentage	.311	11	12 (.294)	295
Scoring Defense	76.2	13	13 (78.06)	317

* SEC only stat in parentheses



TIDE'S TOP TWO-WAY PLAYER

- Through 31 games, Ellis is the Tide's top player when it comes to plus-minus totals leading the way with a +99 – an average of 9.9 per 40 minutes. That number ranks sixth-best in the SEC.
- Ellis is averaging 12.1 ppg, which ranks third on the team, and leads UA in steals (1.9 spg - 7th in SEC), free throw percentage (88.5 percent - 1st in SEC), deflections (118), Hard Hat Awards (9) and Blue Collar Points (484.5)
- In the win over Louisiana Tech, Ellis finished with a +37 plus-minus total, which matched the highest single-game total and marked the 11th time during head coach Nate Oats' three seasons at Alabama that a UA player has recorded a plus-minus rating of +30:

Keon Ellis	+37	at LSU	1/19/21
John Petty Jr.	+36	at LSU	1/19/21
John Petty Jr.	+32	vs. Mississippi State	3/12/21
Herbert Jones	+32	Arkansas	1/16/21
Jaden Shackelford	+32	vs. Belmont	12/21/19
Herbert Jones	+31	at LSU	1/19/21

TWO-TIME WINNER

- Alabama guard JD Davison has twice been named the SEC Freshman of the Week, earning the award for the weeks of Dec. 6, 2021 and Feb. 14, 2022.
- Davison is the first Crimson Tide player to earn the honor twice in the same season since John Petty Jr. achieved the feat during the 2017-18 campaign.

BAMA SWEEP

- Following Alabama's upset win over then-No. 3 Gonzaga Dec. 4 in the Battle in Seattle, the Crimson Tide swept the league's weekly awards as Jaden Shackelford was named the Southeastern Conference's Player of the Week and JD Davison earned the league's Freshman of the Week

BREAKING DOWN THE STARTING LINEUP

Opponent (W/L)	G	G	G	F	F
Louisiana Tech (W)	Ellis	Shackelford	Quinerly	Gurley	Bediako
South Dakota State (W)	Ellis	Shackelford	Quinerly	Gurley	Bediako
South Alabama (W)	Ellis	Shackelford	Quinerly	Gurley	Bediako
Oakland (W)	Ellis	Shackelford	Quinerly	Gurley	Bediako
vs. Iona (L)	Ellis	Shackelford	Quinerly	Gurley	Bediako
vs. Drake (W)	Ellis	Shackelford	Quinerly	Gary	Bediako
vs. Miami (W)	Ellis	Shackelford	Quinerly	Gary	Bediako
vs. Gonzaga (W)	Ellis	Shackelford	Quinerly	Gary	Bediako
Houston (W)	Ellis	Shackelford	Quinerly	Gary	Bediako
at Memphis (L)	Ellis	Shackelford	Quinerly	Gary	Bediako
Jacksonville State (W)	Ellis	Shackelford	Quinerly	Gary	Bediako
vs. Davidson (L)	Ellis	Shackelford	Quinerly	Gary	Bediako
Tennessee (W)	Ellis	Shackelford	Quinerly	Gary	Bediako
at Florida (W)	Ellis	Shackelford	Quinerly	Gary	Bediako
at Missouri (L)	Ellis	Shackelford	Quinerly	Gary	Bediako
vs Auburn (L)	Ellis	Shackelford	Quinerly	Gary	Bediako
at Mississippi State (L)	Ellis	Shackelford	Quinerly	Gurley	Bediako
vs LSU (W)	Ellis	Shackelford	Davison	Gurley	Bediako
Missouri (W)	Ellis	Shackelford	Davison	Miles	Gurley
at Georgia (L)	Ellis	Shackelford	Davison	Rojas	Bediako
Baylor (W)	Ellis	Shackelford	Quinerly	Rojas	Bediako
at Auburn (L)	Ellis	Shackelford	Quinerly	Gary	Bediako
Kentucky (L)	Ellis	Shackelford	Quinerly	Gary	Bediako
at Ole Miss (W)	Ellis	Shackelford	Quinerly	Gary	Bediako
Arkansas (W)	Ellis	Shackelford	Davison	Gary	Gurley
Mississippi State (W)	Ellis	Shackelford	Quinerly	Gurley	Bediako
at Kentucky (L)	Ellis	Shackelford	Quinerly	Gary	Bediako
at Vanderbilt (W)	Ellis	Shackelford	Davison	Gurley	Bediako
South Carolina (W)	Ellis	Johnson	Quinerly	Barnes	Rojas
Texas A&M (L)	Ellis	Shackelford	Davison	Miles	Bediako
at LSU (L)	Ellis	Shackelford	Quinerly	Gurley	Bediako

Consecutive starts: Ellis 31, Shackelford 2, Bediako 2, Gurley 1, Quinerly 1
Number of different starting lineups: 9

Record by Lineup (bold indicates most recent lineup)

8-7	Ellis, Shackelford, Quinerly, Gary, Bediako
5-3	Ellis, Shackelford, Quinerly, Gurley, Bediako
2-0	Ellis, Shackelford, Davison, Gurley, Bediako
1-0	Ellis, Quinerly, Johnson, Barnes, Rojas
1-0	Ellis, Shackelford, Davison, Gary, Gurley
1-0	Ellis, Shackelford, Quinerly, Rojas, Bediako
1-0	Ellis, Shackelford, Davison, Miles, Gurley
0-1	Ellis, Shackelford, Davison, Miles, Bediako
0-1	Ellis, Shackelford, Davison, Bediako, Rojas

- In addition to his conference award, Shackelford was also named the NCAA.com March Madness National Player of the Week

- It marks just the second time in program history that the Crimson Tide has swept the league's weekly honors dating back to the 1990-91 season when the SEC began what was then called the Rookie of the Week award
- The only other occurrence came during the week of Feb. 17, 2020 when Kira Lewis Jr. (player of the week) and Shackelford (freshman of the week) earned the recognition

SIGNEES JADEN BRADLEY, BRANDON MILLER SELECTED AS MCDONALD'S ALL-AMERICANS

- Alabama men's basketball signees Jaden Bradley and Brandon Miller were both selected to the McDonald's Boys High School All-American game, organizers announced Jan. 25.
- It marks the second time program history that the Crimson Tide will have two signees represented at the annual event in the same year (1981: Bobby Lee Hurt and Ennis Whatley)
- Bradley and Miller become the 15th and 16th program signees to earn the honor as part of the top prep players in the nation and the fourth and fifth in the last six years alone
- Most recently, JD Davison earned the recognition in 2020 and before that it was Jahvon Quinerly in 2018 and Collin Sexton in 2017
- Other former Alabama players to be honored with the distinction includes: Devonta Pollard (2012), JaMychal Green (2008), Richard Hendrix (2005), Mo Williams (2001), Gerald Wallace (2000), James "Hollywood" Robinson (1989), Jamal Faulkner (Arizona State transfer, 1989), Buck Johnson (1982), Ennis Whatley (1981) and Bobby Lee Hurt (1981).

ALABAMA SET TO COMPETE IN 2022 PKI

- Alabama will be a part of the eight-team field that will make up the 2022 Phil Knight Invitational, it was announced by ESPN Events Feb. 15. The tournament will be held Thursday, Nov. 24 through Sunday, Nov. 27 at three different venues in Portland, Ore.



- In addition to the Crimson Tide, who will be competing at the event for the first time, the field includes UConn, Iowa State, Michigan State, North Carolina, Oregon, Portland and Villanova.
- The tournament is set to honor the NIKE, Inc. co-founder and 2012 Naismith Memorial Hall of Fame inductee for his 85th birthday as a part of ESPN's Feast Week
- Arkansas and Florida are previous representatives of the SEC playing in the 2017 PK-80 Invitational, a 16-team version of the event

SIGNED 22

ALABAMA MEN'S BASKETBALL

2022 NLI SIGNING CLASS NOTES

- Ranked No. 3 overall signing class according to both 247sports and Rivals, which is the highest-ranked signing class in program history
- Third consecutive top-15 signing class and second-straight top-10 for head coach Nate Oats since arriving on campus
- Marks the third year in a row landing at least one 5-star signee (JD Davison in 2021, Joshua Primo in 2020)
- Two McDonald's All-Americans in the same class for the second time in program history
- Second consecutive ESPN No. 1 point guard signed (Davison & Bradley)



JADEN BRADLEY | PG | 6-3 | 185 | ROCHESTER, N.Y. (IMG ACADEMY)

- Consensus 5-star and McDonald's All-American
- Joins Brandon Miller as a 5-star recruit and is the No. 1-rated point guard in the 2022 class and the No. 8 overall rated player in the ESPN 100
- Ranked by 247Sports as the No. 3 point guard and No. 18 overall prospect in this year's class
- Named to the Preseason Naismith Boys High School Player of the Year Watch List
- Before transferring to IMG, he led Cannon School (Charlotte, N.C.) to a 27-6 record and their first state championship since 2006, scoring 27 in the championship game
- Averaged 23.1 points, 6.4 rebounds, 6.1 assists and 2.9 steals on his way to being named the 2020 North Carolina Gatorade Player of the Year
- Also earned first team all-state and conference player of the year honors as a junior
- During the 2021 Nike EYBL circuit, he led all players with 6.1 assists per game, while also collecting 17.6 points and 6.2 rebounds per game
- The IMG product has attended prestigious academies and camps including CP3 Elite, Under Armor SC30, Pangos All American, USA Training Camp and NBPA Top 100 Camp
- Chose Alabama over Arizona, Gonzaga, Kentucky and Florida State, among many others



BRANDON MILLER | F | 6-9 | 200 | ANTIOCH, TENN. (CANE RIDGE HS)

- Consensus 5-star and McDonald's All-American
- One of the top-rated players to ever sign at Alabama who is ranked as the No. 3 small forward in the 2022 class and the No. 11 overall player nationally by 247Sports
- ESPN ranks him as the No. 13 overall player and No. 4 small forward in the 2022 class
- Named to the Preseason Naismith Boys High School Player of the Year Watch List
- 2021 Tennessee Gatorade Player of the Year and the No. 1-ranked prospect in the state
- Averaged 24.1 points, 8.5 rebounds, 4.3 assists, and 2.3 steals per game for Cane Ridge, leading the Ravens to a 15-1 record and a Class AAA state championship game
- Named First Team All-State by the Tennessee Sports Writers Association
- Invited to the Nike Elite 100 camp as freshman and attended the Pangos All-American and NBPA Top 100 Camp
- As a junior he averaged 23.3 points, 8.0 rebounds, 4.3 assists, 2.6 blocks and 2.3 steals on his way to earning 2020 Tennessee Boys Basketball Player of the Year by The Tennessean
- Suited up for Bradley Beal Elite in the Nike EYBL and averaged 12.9 points, 8.9 rebounds and 2.3 assists per contest
- Led his team to the Peach Jam-- championship game and stood out as one of the top performers at the event, earning Second Team All-Peach Jam honors
- Father, Darrell Miller, played tight end for the Crimson Tide and under Gene Stallings in the early 90s
- Announced his commitment live on CBS Sports HQ and chose Alabama over Kansas, Tennessee, Kentucky, Auburn, Tennessee State and playing professionally



NOAH CLOWNEY | F | 6-10 | 210 | ROEBUCK, S.C. (DORMAN HS)

- Rated as the consensus No. 1 prep player in the state of South Carolina
- Rivals considers him a 4-star player who is ranked No. 7 power forward and No. 43 overall
- Plays for legendary coach Thomas Ryan at Dorman High School
- Led Dorman to a 21-5 record as a junior while averaging 15.0 points, 7.9 rebounds and 1.4 blocks across the 26 contests
- Attended the NBPA Top 100 Camp in the summer of 2021 where he was ranked among the top 10 players at the event where he was able to showcase his intensity and two-way skills as a post player
- Played AAU ball under Team Dickerson Celtics under head coach Demond Stephens
- While playing against elite competition on the AAU circuit, he averaged 17.5 points, 9.7 rebounds and 1.7 blocks per game
- Chose Alabama over Indiana, Virginia Tech, South Carolina and Georgia Tech, among others



RYLAN GRIFFEN | SG | 6-5 | 180 | DALLAS, TEXAS (RICHARDSON HS)

- One of the top shooting guards in the nation
- Rated as a 4-star signee and the No. 5-ranked shooting guard for the class of 2022 by 247Sports
- Led Richardson to the 6A state semifinals averaging 22 points, 4.9 rebounds and four assists per game in his junior year before
- Put up big numbers against elite competition on the AAU circuit over the summer, averaging 17 points, 4.0 rebounds and 3.0 assists per game for Team Trae Young
- Proved himself as one of the most polished scorers in the Adidas 3SSB circuit, where he showed off his elusive finishing ability and an impressive stroke from deep
- Attended the Pangos All-American Camp last summer
- Chose Alabama over offers from Kansas, Oklahoma State, Georgia and Kansas State, among others



NICK PRINGLE | F | 6-9 | 220 | SEABROOK, S.C. (DODGE CITY CC/WOFFORD)

- Rated as the No. 1 JUCO power forward and No. 2 overall JUCO prospect by 247Sports Composite
- Began his collegiate career at Wofford and collected his first and only career double-double with 17 points and 11 boards against Carver College
- Shot 59 percent from the field his freshman season while totaling 30 points and 32 rebounds
- Originally signed with Wofford College out of Whale Branch High School
- Helped lead Whale Branch to the 2A state title game, capping the semifinal victory with a monster two-handed jam before scoring six points in overtime to seal the win
- Grew from 6-2 as a high school sophomore before plateauing at 6-9 as a senior
- Named 2A All-Region team after averaging 10.0 points and 10.0 rebounds a contest
- Named first team all-state and selected to the Carolinas Classic All-Star game in 2020
- Shined in AAU ball with Team TMP, wowing coaches with his versatility on both sides of the ball
- Chose Alabama over Georgia, Mississippi State, Ole Miss, Arizona State and West Virginia, among others

**NATE OATS**

Head Coach

MARANTHA BAPTIST, 1998

3rd Season at UA
7th Season Overall

• When Nate Oats was formally introduced as head men's basketball coach at The University of Alabama on March 28, 2019, he promised fans would see an entertaining, up-tempo and fast-paced style of play. And that's exactly what he has delivered during his time in Tuscaloosa.

• The immediate success became evident in his second year at the helm of the program as Oats guided the 2020-21 Crimson Tide to one of its best seasons in the program's illustrious history. Alabama finished the year with a 26-7 overall mark, won 16 conference games (16-2), captured both the SEC regular season and tournament championships, and ended the year ranked No. 5 in the Associated Press' final national rankings which matched the best end-of-season ranking in program history.

• As a result, Oats was rewarded midway through the 2020-21 season with a contract extension that is set to keep him in charge of the Crimson Tide basketball program through March 14, 2027.

• An indicator of Alabama's resurgence can be seen by looking at the last two NBA Drafts. Prior to his arrival, the Tide had just one men's basketball player selected among the top 15 picks from 1992-2019. As a coach who is known for developing talent, Oats has now had an Alabama player selected in the NBA Draft Lottery (top-14 pick) in back-to-back years – a first in program history. The New Orleans Pelicans selected Kira Lewis Jr. No. 13 overall in the 2020 NBA Draft Lottery while Joshua Primo was taken by the San Antonio Spurs at No. 12, making UA one of three schools across the nation to have an NBA Lottery pick in each of the last two drafts.

• Furthermore, Herbert Jones was taken by the Pelicans with the fifth pick in the second round (No. 35 overall) of the 2021 Draft which gave Alabama two players drafted in the same year for the 11th time in program history and the first since 1995. That Tide was also one of only 11 schools nationwide to have more than one player selected.

• Both Primo and Jones earned their way onto draft boards as a result of one of the best seasons in the 100-plus years of Alabama basketball. The 2020-21 Alabama squad claimed both the Southeastern Conference regular season and tournament championships – the only power five program to sweep both the regular season and tournament titles in 2021 – and reached the Sweet 16 for the first time since 2004.

• The season's success snapped some lengthy dry spells within the program as Oats guided Alabama to its first conference championship in 19 years (dating back to 2002), first tournament championship in 30 years (dating back to 1991) and first Sweet 16 showing in 17 years (dating back to 2004). As a result, Oats was named the 2021 SEC Coach of the Year, making him the fourth Alabama head coach to earn the recognition while he earned the accolade for the third time in his career (Mid-American Conference Coach of the Year in 2018 and 2019). Oats was also honored as the United States Basketball Writers Association (USBWA) and the National Association of Basketball Coaches (NABC) District Coach of the Year and was one of four finalists for the 2021 Naismith National Coach of the Year.

• Oats has boasted eight players who have earned SEC postseason honors, coached three NBA Draft picks, three SEC First Team honorees, the 2021 SEC Tournament MVP and the 2021 SEC Player and Defensive Player of the Year.

• Across his two years, the Tide has combined to lead the nation in three-pointers made per game (10.7), total three-point shots made (682) and total threes attempted (1,946) while averaging more than 80.5 points per game and breaking several school and conference records along the way. Additionally, UA has collected 35 games (out of the 64 he has coached) of scoring 80 or more points, including a school-record 19 such contests in 2020-21.

• Similar to his expectations on the court, Oats places a high emphasis off the court, particularly in the classroom and the community. Since take over the reigns in 2019, 20 men's basketball players have been named to either the SEC Academic Honor Roll or SEC First Year Honor Roll while earned have graduated and earned a diploma. Additionally, the team set a record for cumulative grade point average in 2020 while maintaining a team GPA over above 3.0 during his time at the helm.

• The program's success has also resulted positively on the recruiting trail as Oats and his staff have signed back-to-back top-10 recruiting classes in 2020 and 2021. Excluding graduate transfers and JUCO signees, of the eight signed players during Oats' two seasons at Alabama, four have been five-star prospects while the other four were all rated as four-star signees. Moreover, the 2020-21 team alone features three McDonald's All-Americans (Jahvon Quinerly, Nimari Burnett and JD Davison).

• Whether it's on the court, in the classroom or out recruiting future Crimson Tide stars, Oats' has returned a winning attitude around the Alabama program. Much of that he credits to instilling three core values that make up the pillars on which the team's culture is built – Max Effort, Continuous Growth and Selfless Love.

CAREER HISTORY AND RESULTS

UNIVERSITY OF BUFFALO, HEAD COACH, 2015-19

Year	Record	Pct.	MAC Record	Pct.	Postseason
2015-16	20-15	.571	10-8	.556	NCAA First Round
2016-17	17-15	.531	11-7	.611	
2017-18	27-9	.750	15-3	.833	NCAA Second Round
2018-19	32-4	.889	16-2	.889	NCAA Second Round
Total (4)	96-43	.696	60-30	.667	

UNIVERSITY OF ALABAMA, HEAD COACH, 2019-PRESENT

Year	Record	Pct.	SEC Record	Pct.	Postseason
2019-20	16-15	.516	8-10	.444	NA
2020-21	26-7	.788	16-2	.889	NCAA Tournament Sweet 16
2021-22	19-12	.613	9-9	.500	
Total (3)	61-34	.642	33-21	.611	
Total (7)	157-77	.671	93-51	.646	

HONORS

SEC Coach of the Year (2021)
MAC Coach of the Year (2018, 2019)
NABC District Coach of the Year (2018, 2019)
3x Regular Season Champions (2x MAC, 1x SEC)

POSTSEASON

4x Conference Tournament Champions (MAC 3x, SEC 1x)
4 NCAA Tournaments
1 Sweet 16

ON THE BENCH

**CHARLIE HENRY**
Assistant Coach

• In his third season at Alabama
• Boasts more than 10 years of coaching experience on three major levels of basketball – NBA, G League and DI power-five schools – including stops at the Chicago Bulls, Windy City Bulls and Iowa State

• With Henry's assistance, Alabama swept both the SEC regular season, the program's first since 2002, and tournament, first since 1991, championships, while becoming the only "Power 5" program to achieve the feat during the 2021 campaign

**BRYAN HODGSON**
Assistant Coach

• In his third season at Alabama
• Instrumental in signing the nation's No. 9-ranked signing class in 2021 and No. 3-ranked class in the SEC according to 247sports
• Ranked No. 6 on 247sports' list of the top 2020 coach recruiter rankings

• Listed as one top the top 50 Most Impactful High Major Assistant Coaches and invited to participate in the prestigious 2020 TopConnect Seminar


**ANTOINE PETTWAY**
Assistant Coach

• In his 11th season as an assistant coach at his alma mater, and his 14th on the Alabama staff
• Known as one of the top recruiters in the country and was listed by 247sports.com as the No. 8 recruiter

in the nation for the 2021 class

• Prior to that, he was ranked No. 1 nationally in 2019, No. 3 in 2017 and No. 9 in 2018

• Recruited and signed five-star prospect JD Davison who is one of the highest-rated recruits to ever sign with the Alabama men's basketball program, ranking No. 9 overall

**ADAM BAUMAN**
Director of Scouting and Analytics

• In his third season at Alabama and is in his first year serving as the program's director of scouting and analytics

• Responsible for overseeing the budget, scheduling, all analytics, recruiting coordinator, advance scouting and camps, among other duties

**DONOVAN KATES**
Special Assistant to Head Coach

• Enters fourth season with the program and first as special assistant to the head coach

• Prior to his promotion, Kates was the video coordinator in 2020-21 after spending two years as a graduate assistant manager.

THE LAST TIME...

TEAM...

Scored 100 points or more:

Nov. 12, 2021 - UA 104, South Dakota State 88

Scored 110 points or more:

Feb. 13, 2021 - UA 115, Georgia 82

Scored less than 50 points:

Jan. 6, 2018 - Georgia 65, UA 46

Allowed 100 points:

Feb. 1, 2021 - Auburn 100, Alabama 81

Held opponent to 40 points or less:

Jan. 10, 2015 - UA 56, Tennessee 38

Held opponent to 15 pts or less in half:Nov. 29, 2016 - 15 points allowed vs.
Charleston Southern (1st half)**Scored 60 points in a half:**Nov. 28, 2021 - 63 points in second half
vs. Miami**Won an overtime game:**

Feb. 8, 2020 - UA 105, Georgia 102

Lost an overtime game:

March 5, 2022 - LSU 80, UA 77

Played a double-overtime game:

Jan. 4, 2020 - Florida 104, UA 98

Played a triple-overtime game:

Feb. 7, 2017 - UA 90, South Carolina 86 (4ot)

Played a quadruple-overtime game:

Feb. 7, 2017 - UA 90, South Carolina 86

Shot 60% in a game:

Feb. 9, 2022 - 60.0% (36-of-60) at Ole Miss

Shot 60% or better in a half:Feb. 9, 2022 - 65.5% (19-of-29) in second half
at Ole Miss**Shot 70% or better in a half:**Nov. 29, 2019 - 72.7% in
2nd half vs. Southern Miss**Failed to hit a three-pointer in a game:**

Dec. 4, 2010 vs. Purdue (396 games)

Had at least 20 three-pointers in a game:

Jan. 19, 2021 at LSU (23)*

Had at least 15 steals in a game:

Dec. 12, 2020 vs. Clemson (17)

Had at least 25 assists in a game:

Nov. 17, 2017 vs. Alabama A&M (25)

Had at least 10 blocks in a game:

Nov. 19, 2021 vs. South Dakota State (10)

Forced 25 turnovers in a game:

Nov. 11, 2012 vs. West Alabama (25)

Played a ranked opponent (AP poll):

Feb. 19, 2022 vs. No. 4 Kentucky (lost, 90-81)

Beat a ranked opponent at neutral site:

March 9, 2018 vs. No. 16 Auburn (won, 81-63)

Beat a ranked opponent at home:

Jan. 29, 2022 vs. No. 4 Baylor (won, 87-78)

Beat a ranked opponent on the road:

Dec. 4, 2021 vs. No. 3 Gonzaga (won, 91-82)

Beat a top-10 opponent:

Jan. 29, 2022 vs. No. 4 Baylor (won, 87-78)

Beat a top-10 opponent on the road:

Dec. 4, 2021 vs. No. 3 Gonzaga (won, 91-82)

Beat a top-5 opponent:

Jan. 29, 2022 vs. No. 4 Baylor (won, 87-78)

Beat a top-5 opponent on the road:

Feb. 19, 2022 at No. 4 Kentucky (lost, 90-81)

Played a No. 1 ranked opponent:

Feb. 1, 2022 vs. No. 1 Auburn (lost, 100-81)

Beat a No. 1 ranked opponent on the road:

Jan. 28, 1983 at No. 1 UCLA (won, 70-67)

Beat a No. 1 ranked opponent:March 20, 2004 vs. No. 1 Stanford
(NCAA tournament (won, 70-67)

INDIVIDUAL...

Had a player score 50 points:Michael Nordholz (50) vs. Southern Miss,
12/12/76 (single-game scoring record)**Had a player score 40 points:**

Collin Sexton (40) vs. Minnesota, 11/25/17

Had a player score 35 points:

Kira Lewis Jr. (37) at Georgia, 2/8/20

Had a player score 30 points:

Jaden Shackelford (30) at Ole Miss, 2/9/22

Had a player grab 20 rebounds:

Richard Hendrix (23) vs. Troy, 11/9/07

Had a player dish out 10 or more assists:

JD Davison (10) vs. Miami, 11/28/21

Had a player block five shots:

Charles Bediako (6) vs. Gonzaga, 12/4/21

Had a player block 10 shots:

Roy Rogers (10) vs. LSU, 2/17/96

Had a player with seven or more steals in a game:

Jeremy Hays (8) vs. Oregon State, 12/12/98

Had three players score 20 or more in a gameJohn Petty Jr. (24), Joshua Primo (22), Jahvon
Quinerly (22) at LSU, 1/19/21**Had two players record a double-double in same game:**Jaden Shackelford (18 pts, 11 rebs), Herbert
Jones (14 pts, 12 rebs) vs. Jacksonville State,
11/26/20**Had three players record a double-double in same game:**Jermareo Davidson (12 pts, 12 rebs), Alonzo Gee
(22 pts, 10 rebs), Richard Hendrix (18 pts, 12 rebs)
vs. Louisiana Monroe, 11/28/06**Had a player record a double-double in three consecutive games:**Donta Hall (14 pts, 16 rebs vs. Texas A&M,
12 pts, 11 rebs at Missouri, 16 pts, 12 rebs vs.
Tennessee) (Jan. 12, Jan. 16, Jan. 19, 2019)**Had a player record a double-double in four consecutive games:**Donta Hall (14 pts, 16 rebs vs. Texas A&M,
12 pts, 11 rebs at Missouri, 16 pts, 12 rebs vs.
Tennessee, 10 pts, 11 rebs vs. Ole Miss) (Jan. 12,
Jan. 16, Jan. 19, Jan. 22, 2019)**Had six or more players score in double figures:**John Petty Jr. (14), Kira Lewis Jr. (15), Beetle
Bolden (15), Herbert Jones (15), Alex Reese (14),
Jaden Shackelford (16) at Florida, 1/4/20**Players who recorded a triple-double:**Kira Lewis Jr. (10 pts, 10 rebs, 13 asts)
at Auburn, 2/12/20
Roy Rogers (27 pts, 10 rebs, 10 blocks)
vs. LSU, 2/17/96
Roy Rogers (15 pts, 12 rebs, 14 blks)
at Georgia, 2/10/96

*indicates SEC record



**NOAH
GURLEY**

Fayette, Ga.
Fayette Co. HS/Furman

Forward / Graduate Student / 6-8 / 215

CAREER HIGHS

Points	30	vs. VMI (3/6/21)
Rebounds	12	vs. East Tennessee State (1/14/20)
Assists	7	vs. VMI (3/6/21)
Steals	3	3x, last vs. Mercer (1/2/21)
Blocks	5	2x, last vs. The Citadel (2/24/21)
Minutes	36	at Alabama (12/15/20)
Field Goals	11	3x, last vs. VMI (3/6/21)
FG Att.	22	at Wofford (2/27/21)
3-Point FG	4	2x, last at Coll. of Charleston (12/5/20)
3-Point Att.	10	vs. Samford (1/26/19)
Free Throws	8	2x, last at Cincinnati (12/9/20)
FT Att.	15	vs. UNC Greensboro (1/11/20)

2021-22 SEASON HIGHS

Points	20	vs. Tennessee (12/29/21)
Rebounds	10	vs. Tennessee (12/29/21)
Assists	2	2x, last vs. Houston (12/11/21)
Steals	2	vs. Kentucky (2/5/22)
Blocks	3	2x, last at Vanderbilt (2/23/22)
Minutes	31:49	vs. Tennessee (12/29/21)
Field Goals	8	vs. Tennessee (12/29/21)
FG Att.	10	3x, last vs. Arkansas (2/12/22)
3-Point FG	2	2x, last at Ole Miss (2/9/22)
3-Point Att.	6	2x, last vs. Arkansas (2/12/22)
Free Throws	6	vs. Houston (12/11/21)
FT Att.	8	vs. LSU (1/19/22)

MISCELLANEOUS STATS

CATEGORY	2021-22	CAREER
Double-digit scoring	7	67
20+ point games	1	13
Double-digit rebounding	1	6
Double-doubles	1	5
Led UA in scoring		
Led UA in rebounding	2	2
Led UA in three-pointers	1	1
Led UA in assists		
Led UA in steals	4	4
Led UA in blocks	9	9
5+ assist games		2
3+ three-pointers		6
3+ steal games		3
3+ block games	2	8

GURLEY'S CAREER STATS

Year	GP	GS	Min	Avg	FG	FGA	Pct	3FG	3FGA	Pct	FT	FTA	Pct	Off	Def	Tot	Avg	PF	FO	Ast	TO	Blk	Stl	Pts	Avg
2018-19*	31	26	759	24.5	103	225	.458	34	108	.315	33	51	.647	37	76	113	3.6	89	5	29	57	24	17	273	8.8
2019-20*	32	32	925	28.9	173	324	.534	24	59	.407	89	127	.701	41	107	148	4.8	89	3	60	82	23	28	459	14.3
2020-21*	25	25	729	29.2	149	299	.488	38	112	.339	56	81	.691	30	114	144	5.8	59	3	63	57	27	23	386	15.4
2021-22	31	12	573	18.5	85	174	.489	18	69	.261	30	47	.638	44	66	110	3.5	82	3	17	41	25	14	218	7.0
TOTAL	119	95	2986	25.1	507	1022	.496	114	348	.328	208	306	.680	152	363	515	4.3	319	14	169	237	99	82	1336	11.2



GURLEY'S 2021-22 GAME-BY-GAME STATS

Opponent	Date	Min	FG-FGA	3FG-FGA	FT-FTA	Off-Def-Tot	PF	A	TO	Stl	Blk	Pts
LOUISIANA TECH	11/9	19:18	1-7	1-4	0-0	0-1-1	4	2	3	1	0	3
SOUTH DAKOTA STATE	11/12	20:24	4-9	1-3	0-0	4-1-5	2	0	1	1	1	9
SOUTH ALABAMA	11/16	20:56	4-10	1-6	0-0	1-3-4	2	1	1	1	0	9
OAKLAND	11/19	20:13	3-6	0-2	2-5	2-5-7	2	0	2	0	2	8
vs. Iona	11/25	22:46	3-5	1-2	0-0	2-2-4	3	0	2	1	0	7
vs. Drake	11/26	17:20	4-6	0-1	0-1	0-3-3	4	0	0	1	1	8
vs. Miami	11/18	13:34	2-5	1-2	0-0	0-1-1	3	0	1	1	0	5
vs. Gonzaga	12/4	15:58	1-3	0-1	1-2	2-3-5	4	0	0	0	2	3
HOUSTON	12/11	17:12	1-1	0-0	6-7	0-1-1	5	2	2	0	0	8
at Memphis	12/14	14:57	2-6	0-4	0-0	1-1-2	0	0	0	0	0	4
JACKSONVILLE STATE	12/18	16:12	2-5	0-2	1-2	1-2-3	2	1	0	0	0	5
vs. Davidson	12/21	21:08	4-7	1-2	0-0	3-3-6	3	0	2	1	2	9
TENNESSEE*	12/29	31:49	8-10	2-4	2-2	1-9-10	3	0	1	0	1	20
at Florida*	1/5	6:04	1-2	1-1	0-0	1-0-1	5	0	1	0	0	3
at Missouri*	1/8	25:10	4-6	1-1	0-0	0-2-2	2	1	0	0	0	9
AUBURN*	1/11	26:01	3-6	1-2	4-4	0-2-2	0	1	1	0	3	11
at Mississippi State*	1/15	13:19	1-2	0-1	0-0	1-1-2	5	0	2	0	0	2
LSU*	1/19	23:53	2-5	0-2	2-8	4-3-7	1	1	5	0	2	6
MISSOURI*	1/22	17:05	3-3	0-0	2-4	3-0-3	0	1	1	0	1	8
at Georgia*	1/25	16:53	5-7	0-1	1-1	4-2-6	3	0	2	1	0	11
BAYLOR	1/29	19:42	2-5	0-1	0-0	1-2-3	4	1	1	0	1	4
at Auburn*	2/1	14:12	4-6	2-3	1-2	3-0-3	3	0	2	0	0	11
KENTUCKY*	2/5	16:48	1-6	0-3	1-2	0-4-4	3	0	2	2	0	3
at Ole Miss*	2/9	17:08	4-7	2-3	0-0	3-4-7	1	0	0	0	2	10
ARKANSAS*	2/12	18:13	4-10	1-6	0-0	2-2-4	4	1	4	1	1	9
MISSISSIPPI STATE*	2/16	14:44	1-3	0-2	0-0	0-1-1	2	0	0	0	1	2
at Kentucky*	2/19	18:27	5-8	1-4	1-1	0-1-1	4	0	0	0	1	12
at Vanderbilt*	2/22	25:12	3-9	1-3	4-4	2-2-4	3	1	4	1	3	11
SOUTH CAROLINA*	2/26	15:52	2-5	0-2	0-0	0-3-3	2	1	0	1	1	4
TEXAS A&M*	3/2	15:33	0-2	0-0	0-0	1-0-1	2	2	1	1	0	0
at LSU*	3/5	17:18	1-2	0-1	2-2	2-2-4	1	1	0	0	0	4

* indicates Southeastern Conference opponent



**JUSUAN
HOLT**

Tacoma, Wash.
St. Francis HS

Guard / Freshman / 6-6 / 190

CAREER HIGHS

Points	3	2x, last vs. Arkansas (2/12/22)
Rebounds	6	at Ole Miss (2/9/22)
Assists	3	at Ole Miss (2/9/22)
Steals		
Blocks	1	vs. South Alabama (11/16/21)
Minutes	25:55	at Ole Miss (2/9/22)
Field Goals	1	3x, last vs. Arkansas (2/12/22)
FG Att.	4	vs. Oakland (11/19/21)
3-Point FG	1	2x, last vs. Arkansas (2/12/22)
3-Point Att.	3	vs. Oakland (11/19/21)
Free Throws		
FT Att.		

2021-22 SEASON HIGHS

Points	3	2x, last vs. Arkansas (2/12/22)
Rebounds	6	at Ole Miss (2/9/22)
Assists	3	at Ole Miss (2/9/22)
Steals		
Blocks	1	vs. South Alabama (11/16/21)
Minutes	25:55	at Ole Miss (2/9/22)
Field Goals	1	3x, last vs. Arkansas (2/12/22)
FG Att.	4	vs. Oakland (11/19/21)
3-Point FG	1	2x, last vs. Arkansas (2/12/22)
3-Point Att.	3	vs. Oakland (11/19/21)
Free Throws		
FT Att.		

MISCELLANEOUS STATS

CATEGORY	2021-22	CAREER
Double-digit scoring		
20+ point games		
Double-digit rebounding		
Double-doubles		
Led UA in scoring		
Led UA in rebounding		
Led UA in three-pointers	1	1
Led UA in assists		
Led UA in steals		
Led UA in blocks		
5+ assist games		
3+ three-pointers		
3+ steal games		
3+ block games		

HOLT'S CAREER STATS

Year	GP	GS	Min	Avg	FG	FGA	Pct	3FG	3FGA	Pct	FT	FTA	Pct	Off	Def	Tot	Avg	PF	FO	Ast	TO	Blk	Stl	Pts	Avg
2021-22	20	0	136	6.8	3	21	.143	2	17	.118	0	0	.000	8	23	31	1.6	10	0	5	6	2	0	8	0.4
TOTAL	20	0	136	6.8	3	21	.143	2	17	.118	0	0	.000	8	23	31	1.6	10	0	5	6	2	0	8	0.4



HOLT'S 2021-22 GAME-BY-GAME STATS

Opponent	Date	Min	FG-FGA	3FG-FGA	FT-FTA	Off-Def-Tot	PF	A	TO	Stl	Blk	Pts
LOUISIANA TECH	11/9	3:53	0-2	0-2	0-0	0-1-1	0	0	0	0	0	0
SOUTH DAKOTA STATE	11/12					DNP - Coach's Decision						
SOUTH ALABAMA	11/16	8:29	0-0	0-0	0-0	1-2-3	1	0	1	0	1	0
OAKLAND	11/19	11:48	0-4	0-3	0-0	2-3-5	0	0	1	0	0	0
vs. Iona	11/25					DNP - Coach's Decision						
vs. Drake	11/26					DNP - Coach's Decision						
vs. Miami	11/28	9:50	1-2	1-1	0-0	0-1-1	1	0	0	0	0	3
vs. Gonzaga	12/4					DNP - Coach's Decision						
HOUSTON	12/11					DNP - Coach's Decision						
at Memphis	12/14					DNP - Coach's Decision						
JACKSONVILLE STATE	12/18					DNP - Coach's Decision						
vs. Davidson	12/21	5:58	0-1	0-1	0-0	0-0-0	1	1	0	0	0	0
TENNESSEE*	12/29	3:19	0-1	0-1	0-0	0-1-1	0	0	0	0	0	0
at Florida*	1/5					DNP - Coach's Decision						
at Missouri*	1/8					DNP - Coach's Decision						
AUBURN*	1/11	6:43	0-1	0-1	0-0	0-1-1	1	0	0	0	0	0
at Mississippi State*	1/15	1:49	0-0	0-0	0-0	1-0-1	1	1	0	0	0	0
LSU*	1/19	2:35	0-0	0-0	0-0	0-0-0	0	0	0	0	0	0
MISSOURI*	1/22	10:46	0-2	0-2	0-0	0-0-0	0	0	0	0	0	0
at Georgia*	1/25	1:09	0-0	0-0	0-0	0-1-1	0	0	1	0	0	0
BAYLOR	1/29					DNP - Coach's Decision						
at Auburn*	2/1	2:49	0-0	0-0	0-0	0-1-1	1	0	0	0	0	0
KENTUCKY*	2/5	8:08	0-1	0-1	0-0	1-1-2	1	0	0	0	0	0
at Ole Miss*	2/9	25:55	1-2	0-0	0-0	0-6-6	2	3	0	0	0	2
ARKANSAS*	2/12	8:37	1-2	1-2	0-0	0-3-3	0	0	2	0	0	3
MISSISSIPPI STATE*	2/16	4:29	0-0	0-0	0-0	1-0-1	0	0	0	0	0	0
at Kentucky*	2/19	6:04	0-0	0-0	0-0	2-0-2	0	0	0	1	0	0
at Vanderbilt*	2/22	7:09	0-2	0-2	0-0	0-1-1	0	0	1	0	0	0
SOUTH CAROLINA*	2/26	6:00	0-1	0-1	0-0	0-1-1	1	0	0	0	0	0
TEXAS A&M*	3/2	0:57	0-0	0-0	0-0	0-0-0	0	0	0	0	0	0
at LSU*	3/5					DNP - Coach's Decision						

* indicates Southeastern Conference opponent



2 DARIUS MILES

Washington, D.C.
Theodore Roosevelt HS

Forward / Sophomore / 6-6 / 185

CAREER HIGHS

Points	14	vs. South Dakota St. (11/12/21)
Rebounds	9	vs. Auburn (1/11/22)
Assists	3	2x, last at LSU (3/5/22)
Steals	3	2x, last vs. Mississippi St. (2/16/22)
Blocks	3	2x, last, at Vanderbilt (2/22/22)
Minutes	29:12	vs. Auburn (1/11/22)
Field Goals	5	vs. South Dakota St. (11/12/21)
FG Att.	9	2x, last vs. Gonzaga (12/4/21)
3-Point FG	3	3x, last at Memphis (12/14/21)
3-Point Att.	6	at LSU (1/19/21)
Free Throws	4	2x, last vs. Mississippi St. (2/16/22)
FT Att.	5	vs. Auburn (1/11/22)

2021-22 SEASON HIGHS

Points	14	vs. South Dakota St. (11/12/21)
Rebounds	9	vs. Auburn (1/11/22)
Assists	3	2x, last at LSU (3/5/22)
Steals	3	2x, last vs. Mississippi St. (2/16/22)
Blocks	3	2x, last at Vanderbilt (2/22/22)
Minutes	29:12	vs. Auburn (1/11/22)
Field Goals	5	vs. South Dakota St. (11/12/21)
FG Att.	9	2x, last vs. Gonzaga (12/4/21)
3-Point FG	3	3x, last at Memphis (12/14/21)
3-Point Att.	5	vs. Gonzaga (12/4/21)
Free Throws	4	2x, last vs. Mississippi St. (2/16/22)
FT Att.	5	vs. Auburn (1/11/22)

MISCELLANEOUS STATS

CATEGORY	2021-22	CAREER
Double-digit scoring	7	7
20+ point games		
Double-digit rebounding		
Double-doubles		
Led UA in scoring		
Led UA in rebounding	2	2
Led UA in three-pointers	2	2
Led UA in assists		
Led UA in steals	4	4
Led UA in blocks	6	8
5+ assist games		
3+ three-pointers	3	3
3+ steal games	2	2
3+ block games	1	1

MILES' CAREER STATS

Year	GP	GS	Min	Avg	FG	FGA	Pct	3FG	3FGA	Pct	FT	FTA	Pct	Off	Def	Tot	Avg	PF	FO	Ast	TO	Blk	Stl	Pts	Avg
2020-21	17	0	71	4.2	12	29	.414	7	20	.350	7	8	.875	3	12	15	0.9	8	0	4	15	4	3	38	2.2
2021-22	28	2	484	17.3	52	135	.385	24	78	.308	36	47	.766	30	65	95	3.4	63	0	25	29	16	19	164	5.9
TOTAL	45	2	555	12.3	64	164	.390	31	98	.316	43	55	.782	33	77	110	2.4	71	0	29	44	20	22	202	4.5



MILES' 2021-22 GAME-BY-GAME STATS

Opponent	Date	Min	FG-FGA	3FG-FGA	FT-FTA	Off-Def-Tot	PF	A	TO	Stl	Blk	Pts
LOUISIANA TECH	11/9	16:42	4-4	3-3	0-0	0-3-3	3	0	0	1	0	11
SOUTH DAKOTA STATE	11/12	18:13	5-9	3-4	0-1	3-1-4	4	0	1	0	1	13
SOUTH ALABAMA	11/16	19:37	4-7	0-2	2-4	0-2-2	2	2	2	3	1	10
OAKLAND	11/19	13:53	2-5	0-2	3-3	1-2-3	3	1	0	0	0	7
vs. Iona	11/25	16:49	2-7	0-2	3-4	0-2-2	3	0	0	0	0	7
vs. Drake	11/26	16:00	3-4	0-0	0-1	2-0-2	0	0	0	1	2	6
vs. Miami	11/28	17:43	2-5	1-3	0-0	1-4-5	2	2	1	1	2	5
vs. Gonzaga	12/4	18:54	2-9	1-5	0-0	2-2-4	4	0	1	2	0	5
HOUSTON	12/11	13:49	0-3	0-2	0-1	0-1-1	0	0	1	0	0	0
at Memphis	12/14	17:22	3-5	3-4	0-0	0-0-0	4	0	1	0	0	9
JACKSONVILLE STATE	12/18	26:40	3-8	2-5	2-2	3-4-7	2	3	0	1	1	10
vs. Davidson	12/21	13:37	2-8	0-4	0-0	2-3-5	0	1	1	0	0	4
TENNESSEE*	12/29					DNP - Coach's Decision						
at Florida*	1/5	13:21	0-3	0-2	0-0	0-2-2	3	1	0	1	1	0
at Missouri*	1/8	18:47	1-4	1-2	2-2	2-1-3	4	2	1	0	3	5
AUBURN*	1/11	29:12	3-6	1-3	3-5	3-6-9	4	1	2	1	1	10
at Mississippi State*	1/15	19:42	4-7	2-4	4-4	4-2-6	1	1	2	0	0	14
LSU*	1/19	25:41	1-2	1-2	2-3	0-6-6	2	0	2	1	0	5
MISSOURI*	1/22	16:16	2-4	1-3	2-3	2-2-4	3	0	2	0	1	7
at Georgia*	1/25	11:53	0-4	0-3	2-2	0-1-1	0	0	0	0	0	2
BAYLOR	1/29					DNP - Coach's Decision						
at Auburn*	2/1	9:12	1-4	1-3	0-0	0-1-1	3	0	1	1	0	3
KENTUCKY*	2/5					DNP - Coach's Decision						
at Ole Miss*	2/9	6:07	0-2	0-1	2-2	0-0-0	0	0	0	0	0	2
ARKANSAS*	2/12	20:24	1-4	1-4	0-0	0-7-7	2	1	0	0	0	3
MISSISSIPPI STATE*	2/16	20:48	3-5	2-4	4-4	1-6-7	2	1	1	3	0	12
at Kentucky*	2/19	26:18	1-5	0-3	0-0	1-1-2	2	2	2	1	0	2
at Vanderbilt*	2/22	10:37	0-1	0-1	1-2	1-2-3	4	2	0	0	3	1
SOUTH CAROLINA*	2/26	5:58	0-1	0-1	0-0	1-0-1	1	0	2	0	0	0
TEXAS A&M*	3/2	16:16	0-2	0-2	2-2	0-2-2	3	2	3	0	0	2
at LSU*	3/5	24:12	3-7	1-4	2-2	1-2-3	2	3	3	2	0	9

* indicates Southeastern Conference opponent



**JD
DAVISON**

Letohatchee, Ala.
Calhoun HS

Guard / Freshman / 6-3 / 195

CAREER HIGHS

Points	20	vs. Gonzaga (12/4/21)
Rebounds	10	2x, last at Vanderbilt (2/22/22)
Assists	10	2x, last at Memphis (12/14/21)
Steals	3	3x, last at LSU (3/5/22)
Blocks	2	2x, last at Georgia (1/25/22)
Minutes	36:07	at LSU (3/5/22)
Field Goals	7	at Ole Miss. (2/9/22)
FG Att.	10	2x, last vs. Kentucky (2/5/22)
3-Point FG	4	vs. Gonzaga (12/4/21)
3-Point Att.	7	at LSU (3/5/22)
Free Throws	6	vs. Missouri (1/22/22)
FT Att.	8	2x, last vs. Missouri (1/22/22)

2021-22 SEASON HIGHS

Points	20	vs. Gonzaga (12/4/21)
Rebounds	10	2x, last at Vanderbilt (2/22/22)
Assists	10	2x, last at Memphis (12/14/21)
Steals	3	2x, last at LSU (3/5/22)
Blocks	2	2x, last at Georgia (1/25/22)
Minutes	36:07	at LSU (3/5/22)
Field Goals	7	at Ole Miss (2/9/22)
FG Att.	10	2x, last vs. Kentucky (2/5/22)
3-Point FG	4	vs. Gonzaga (12/4/21)
3-Point Att.	7	at LSU (3/5/22)
Free Throws	6	vs. Missouri (1/22/22)
FT Att.	8	2x, last vs. Missouri (1/22/22)

MISCELLANEOUS STATS

CATEGORY	2021-22	CAREER
Double-digit scoring	12	12
20+ point games	1	1
Double-digit rebounding	2	2
Double-doubles	2	2
Led UA in scoring	1	1
Led UA in rebounding	6	6
Led UA in three-pointers	2	2
Led UA in assists	16	16
Led UA in steals	9	9
Led UA in blocks	4	4
5+ assist games	10	10
3+ three-pointers	2	2
3+ steal games	3	3
3+ block games		



DAVISON'S 2021-22 GAME-BY-GAME STATS

Opponent	Date	Min	FG-FGA	3FG-FGA	FT-FTA	Off-Def-Tot	PF	A	TO	Stl	Blk	Pts
LOUISIANA TECH	11/9	25:50	3-4	1-2	5-7	2-4-6	0	6	2	1	0	12
SOUTH DAKOTA STATE	11/12	24:01	2-7	0-4	2-2	0-5-5	1	5	2	1	0	6
SOUTH ALABAMA	11/16	22:15	1-3	0-1	0-1	0-2-2	2	2	3	0	1	2
OAKLAND	11/19	27:18	3-6	2-4	2-2	2-5-7	2	5	3	0	0	10
vs. Iona	11/25	23:02	2-3	0-0	4-8	1-1-2	0	3	2	1	0	8
vs. Drake	11/26	20:33	3-6	0-2	1-2	0-5-5	0	3	7	0	1	7
vs. Miami	11/28	29:44	6-8	1-2	0-0	2-4-6	1	10	3	1	0	13
vs. Gonzaga	12/4	26:19	6-10	4-6	4-4	1-4-5	1	3	4	1	0	20
HOUSTON	12/11	26:32	3-4	0-0	4-5	1-8-9	1	2	2	0	0	10
at Memphis	12/14	32:24	3-6	0-1	2-4	5-0-5	2	10	3	3	1	8
JACKSONVILLE STATE	12/18	13:31	1-7	0-3	2-2	2-1-3	0	1	2	1	0	4
vs. Davidson	12/21	19:35	2-4	1-0	0-0	1-3-4	0	4	0	0	0	4
TENNESSEE*	12/29	22:34	1-3	0-2	3-4	1-5-6	1	3	8	1	0	5
at Florida *	1/5	20:08	0-3	0-1	2-2	0-2-2	1	4	1	0	0	2
at Missouri*	1/8	25:01	5-8	2-3	1-2	1-6-7	1	4	1	1	2	13
AUBURN*	1/11	26:03	4-9	0-2	1-2	0-2-2	1	4	1	1	0	9
at Mississippi State*	1/15	29:42	2-4	1-3	0-0	0-1-1	3	2	3	0	0	5
LSU*	1/19	18:20	2-7	0-4	0-0	1-2-3	1	1	3	0	0	4
MISSOURI*	1/22	31:37	4-8	3-4	6-8	1-3-4	1	2	2	1	1	17
at Georgia*	1/25	29:01	3-7	0-3	1-2	0-5-5	3	7	2	1	2	7
BAYLOR	1/29	26:28	6-9	2-4	0-0	0-4-4	2	5	3	2	1	14
at Auburn*	2/1	23:35	0-5	0-3	0-0	0-0-0	2	4	0	1	0	0
KENTUCKY*	2/5	25:47	3-10	1-3	0-0	3-3-6	1	0	3	0	0	7
at Ole Miss*	2/9	23:49	7-8	2-2	2-3	0-3-3	0	8	2	1	1	18
ARKANSAS*	2/12	29:41	4-9	1-3	2-3	2-2-4	3	4	6	1	1	11
MISSISSIPPI STATE*	2/16	17:49	2-4	0-2	3-3	1-9-10	0	1	3	1	0	7
at Kentucky*	2/19	23:10	2-7	0-2	2-2	3-4-7	1	5	2	0	0	6
at Vanderbilt*	2/22	32:39	3-8	1-5	3-4	2-8-10	1	5	5	3	0	10
SOUTH CAROLINA*	2/26	22:06	3-4	0-0	4-5	0-6-6	3	3	3	1	0	10
TEXAS A&M*	3/2	30:14	3-7	0-2	0-0	1-2-3	0	6	3	2	1	6
at LSU*	3/5	36:07	4-9	3-7	1-2	2-3-5	3	4	4	3	0	12

* indicates Southeastern Conference opponent

DAVISON'S CAREER STATS

Year	GP	GS	Min	Avg	FG	FGA	Pct	3FG	3FGA	Pct	FT	FTA	Pct	Off	Def	Tot	Avg	PF	FO	Ast	TO	Blk	Stl	Pts	Avg
2021-22	31	6	785	25.3	93	197	.472	24	81	.296	57	79	.722	35	112	147	4.7	38	0	126	88	12	29	267	8.6
TOTAL	31	6	785	25.3	93	197	.472	24	81	.296	57	79	.722	35	112	147	4.7	38	0	126	88	12	29	267	8.6



**JUWAN
GARY**

Columbia, S.C.
Liberty Heights/West Charlotte HS

Forward / Sophomore / 6-6 / 218

CAREER HIGHS

Points	19	2x, last at Florida (1/5/22)
Rebounds	10	2x, last vs. Drake (11/26/21)
Assists	2	vs. Kentucky (2/5/22)
Steals	3	2x, last vs. Tennessee (12/29/21)
Blocks	3	Arkansas (1/16/21)
Minutes	28:43	vs. Houston (12/11/21)
Field Goals	7	2x, last vs. Baylor (1/29/22)
FG Att.	13	vs. Houston (12/11/21)
3-Point FG	3	vs. Davidson (12/21/21)
3-Point Att.	5	vs. Gonzaga (12/4/21)
Free Throws	6	vs. Houston (12/11/21)
FT Att.	9	vs. Houston (12/11/21)

2021-22 SEASON HIGHS

Points	19	2x, last at Florida (1/5/22)
Rebounds	10	2x, last vs. Drake (11/26/21)
Assists	2	vs. Kentucky (2/5/22)
Steals	3	2x, last vs. Tennessee (12/29/21)
Blocks	1	13x, last vs. Texas A&M (3/2/22)
Minutes	28:43	vs. Houston (12/11/21)
Field Goals	7	2x, last vs. Baylor (1/29/22)
FG Att.	13	vs. Houston (12/11/21)
3-Point FG	3	vs. Davidson (12/21/21)
3-Point Att.	5	vs. Gonzaga (12/4/21)
Free Throws	6	vs. Houston (12/11/21)
FT Att.	9	vs. Houston (12/11/21)

MISCELLANEOUS STATS

CATEGORY	2021-22	CAREER
Double-digit scoring	7	11
20+ point games		
Double-digit rebounding	2	2
Double-doubles	2	2
Led UA in scoring	2	2
Led UA in rebounding	4	6
Led UA in three-pointers		
Led UA in assists		1
Led UA in steals	4	8
Led UA in blocks	4	7
5+ assist games		
3+ three-pointers	1	1
3+ steal games	2	2
3+ block games		2



GARY'S 2021-22 GAME-BY-GAME STATS

Opponent	Date	Min	FG-FGA	3FG-FGA	FT-FTA	Off-Def-Tot	PF	A	TO	Stl	Blk	Pts
LOUISIANA TECH	11/9	21:04	6-10	0-3	0-0	5-5-10	1	1	0	3	0	12
SOUTH DAKOTA STATE	11/12	7:37	0-1	0-1	0-0	0-2-2	1	1	0	0	0	0
SOUTH ALABAMA	11/16					DNP - Injured						
OAKLAND	11/19					DNP - Injured						
vs. Iona	11/25	20:11	2-3	0-0	0-2	2-5-7	2	0	1	0	0	4
vs. Drake	11/26	26:36	6-9	0-0	2-4	4-6-10	4	0	2	2	0	14
vs. Miami	11/28	16:54	5-7	0-1	3-4	3-2-5	2	1	2	1	0	13
vs. Gonzaga	12/4	17:16	2-8	1-5	2-2	1-1-2	4	1	0	1	1	7
HOUSTON	12/11	28:43	6-13	1-3	6-9	3-1-4	4	0	0	0	1	19
at Memphis	12/14	20:39	3-6	1-2	0-0	0-2-2	5	0	3	0	0	7
JACKSONVILLE STATE	12/18	14:48	2-3	0-1	0-0	0-0-0	3	0	1	0	1	4
vs. Davidson	12/21	23:53	4-5	3-5	4-5	3-5-8	1	0	1	0	1	15
TENNESSEE*	12/29	20:24	1-3	0-1	0-0	3-1-4	4	0	1	3	1	2
at Florida*	1/5	27:45	7-11	1-3	4-4	4-4-8	0	1	0	2	1	19
at Missouri*	1/8	24:24	4-8	0-2	1-3	2-1-3	4	0	0	1	1	9
AUBURN*	1/11	6:06	2-3	0-1	0-0	1-0-1	4	0	0	0	0	4
at Mississippi State*	1/15	8:26	1-3	0-2	0-0	0-0-0	4	0	1	0	1	2
LSU*	1/19	7:09	0-2	0-1	0-0	1-1-2	1	0	0	0	1	0
MISSOURI*	1/22					DNP - Injured						
at Georgia*	1/25					DNP - Injured						
BAYLOR	1/29	26:34	7-8	0-0	1-2	3-0-3	0	0	1	0	1	15
at Auburn*	2/1	18:30	1-2	0-0	1-2	3-3-6	4	0	0	1	0	3
KENTUCKY*	2/5	21:13	2-6	0-2	2-6	0-4-4	1	2	1	0	1	6
at Ole Miss*	2/9	11:27	2-3	0-0	2-2	0-1-1	0	0	0	0	0	6
ARKANSAS*	2/12	6:15	1-3	0-1	0-0	0-1-1	2	0	0	0	0	2
MISSISSIPPI STATE*	2/16	7:32	1-1	0-0	0-0	1-1-2	1	0	1	1	0	2
at Kentucky*	2/19	11:21	1-3	1-2	0-2	2-0-2	1	0	1	0	1	3
at Vanderbilt*	2/22	2:42	0-3	0-2	0-0	0-0-0	2	0	1	0	0	0
SOUTH CAROLINA	2/26	10:01	0-3	0-1	2-2	4-0-4	1	0	1	0	0	2
TEXAS A&M*	3/2	5:33	2-3	0-0	0-0	0-0-0	1	0	0	0	1	4
at LSU*	3/5	6:08	0-1	0-1	2-2	1-1-2	0	0	0	0	0	2

* indicates Southeastern Conference opponent

GARY'S CAREER STATS

Year	GP	GS	Min	Avg	FG	FGA	Pct	3FG	3FGA	Pct	FT	FTA	Pct	Off	Def	Tot	Avg	PF	FO	Ast	TO	Blk	Stl	Pts	Avg
2020-21	30	2	284	9.5	48	89	.539	1	9	.111	18	34	.529	40	45	85	2.8	40	1	5	13	12	14	115	3.8
2021-22	27	16	419	15.5	68	131	.519	8	39	.205	32	51	.627	46	47	93	3.4	57	1	7	18	13	15	176	6.5
TOTAL	57	18	703	12.3	116	220	.527	9	48	.188	50	85	.588	86	92	178	3.1	97	2	12	31	25	29	291	5.1



JADEN SHACKELFORD

Hesperia, Calif.
Hesperia HS

Guard / Junior / 6-3 / 220

CAREER HIGHS

Points	30	at Ole Miss (2/9/22)
Rebounds	12	vs. Jacksonville State (11/25/20)
Assists	8	at LSU (1/19/21)
Steals	4	vs LSU (1/19/22)
Blocks	2	2x, last vs. Oakland (11/19/21)
Minutes	42	at Auburn (2/12/20)
Field Goals	11	vs. Arkansas (2/1/20)
FG Att.	23	at Auburn (2/12/20)
3-Point FG	8	2x, last at Ole Miss (2/9/22)
3-Point Att.	17	at Auburn (2/12/20)
Free Throws	10	2x, last vs. Kentucky (1/26/21)
FT Att.	11	2x, last vs. LSU (1/19/22)

2021-22 SEASON HIGHS

Points	30	at Ole Miss (2/9/22)
Rebounds	10	2x, last vs. Iona (11/25/21)
Assists	5	vs. Baylor (1/29/22)
Steals	4	vs. LSU (1/19/22)
Blocks	2	vs. Oakland (11/19/21)
Minutes	38:24	vs. Gonzaga (12/4/21)
Field Goals	10	2x, last at Ole Miss (2/9/22)
FG Att.	18	vs. LSU (1/19/22)
3-Point FG	8	at Ole Miss (2/9/22)
3-Point Att.	13	at Ole Miss (2/9/22)
Free Throws	9	2x, last at Auburn (2/1/22)
FT Att.	11	vs. LSU (1/19/22)

MISCELLANEOUS STATS

CATEGORY	2021-22	CAREER
Double-digit scoring	27	72
20+ point games	10	23
Double-digit rebounding	2	3
Double-doubles	2	3
Led UA in scoring	12	29
Led UA in rebounding	5	11
Led UA in three-pointers	17	36
Led UA in assists	4	11
Led UA in steals	6	10
Led UA in blocks		2
5+ assist games	1	3
3+ three-pointers	18	40
3+ steal games	3	4
3+ block games		

SHACKELFORD'S CAREER STATS

Year	GP	GS	Min	Avg	FG	FGA	Pct	3FG	3FGA	Pct	FT	FTA	Pct	Off	Def	Tot	Avg	PF	FO	Ast	TO	Blk	Stl	Pts	Avg
2019-20	31	19	911	29.4	148	358	.413	84	235	.357	86	112	.768	39	100	139	4.5	52	0	44	46	6	17	466	15.0
2020-21	33	32	969	29.4	154	376	.410	63	184	.342	90	119	.756	26	99	125	3.8	50	1	65	50	2	28	461	14.0
2021-22	31	30	1053	34.0	168	427	.393	93	262	.355	85	109	.780	38	130	168	5.4	48	0	46	62	5	26	514	16.6
TOTAL	95	81	2934	30.9	470	1161	.405	240	681	.352	261	340	.768	103	329	432	4.5	150	1	155	158	13	71	1441	15.2



SHACKELFORD'S 2021-22 GAME-BY-GAME STATS

Opponent	Date	Min	FG-FGA	3FG-FGA	FT-FTA	Off-Def-Tot	PF	A	TO	Stl	Blk	Pts
LOUISIANA TECH	11/9	30:07	6-15	4-10	1-3	1-6-7	0	2	3	0	0	17
SOUTH DAKOTA STATE	11/12	32:01	8-17	3-8	4-5	2-3-5	4	0	0	0	0	23
SOUTH ALABAMA	11/16	34:46	6-16	4-10	2-4	2-8-10	2	1	5	1	1	18
OAKLAND	11/19	28:28	7-17	3-11	3-3	1-4-5	2	2	1	0	2	20
vs. Iona	11/25	31:11	6-17	4-10	3-4	1-9-10	3	1	2	0	0	19
vs. Drake	11/26	37:20	6-12	2-6	0-1	2-3-5	1	4	1	1	0	14
vs. Miami	11/28	25:52	5-11	5-9	0-0	0-3-3	0	0	1	0	0	15
vs. Gonzaga	12/4	38:24	10-16	6-8	2-3	0-9-9	1	2	3	0	0	28
HOUSTON	12/11	36:17	6-10	5-7	1-1	0-8-8	3	1	1	1	0	18
at Memphis	12/14	35:31	4-12	1-4	1-2	3-5-8	2	1	4	3	0	10
JACKSONVILLE State	12/18	34:03	0-6	0-5	0-0	2-2-4	2	2	2	0	1	0
vs. Davidson	12/21	32:53	8-15	4-11	0-0	1-4-5	3	1	3	1	0	29
TENNESSEE*	12/29	37:24	5-17	2-10	0-0	2-2-4	0	0	2	1	0	12
at Florida *	1/5	36:02	4-12	3-8	3-4	2-1-3	2	1	1	2	0	14
at Missouri*	1/8	36:04	5-15	3-8	4-4	0-2-2	1	2	1	0	0	17
AUBURN*	1/11	29:07	4-14	2-8	3-4	1-6-7	0	1	1	0	0	13
at Mississippi State*	1/15	32:03	6-16	1-9	4-5	1-4-5	0	1	1	2	0	17
LSU*	1/19	37:27	7-18	3-10	9-11	1-3-4	0	2	2	4	0	26
MISSOURI*	1/22	32:30	6-16	2-6	7-7	2-5-7	1	1	0	1	0	21
at Georgia*	1/25	37:07	6-10	6-9	2-4	0-3-3	3	2	5	0	1	20
BAYLOR	1/29	36:51	5-12	1-7	8-10	3-6-9	2	5	1	3	0	19
at Auburn*	2/1	35:02	6-15	5-11	9-10	1-2-3	3	2	3	0	0	26
KENTUCKY*	2/5	34:21	2-11	0-7	2-2	0-4-4	2	1	3	1	0	6
at Ole Miss*	2/9	35:45	10-17	8-13	2-4	0-5-5	3	0	2	1	0	30
ARKANSAS*	2/12	33:07	4-12	1-6	1-2	2-3-5	2	0	5	1	0	10
MISSISSIPPI STATE*	2/16	35:09	5-15	0-6	2-3	3-5-8	2	4	3	0	0	12
at Kentucky*	2/19	36:07	5-15	5-12	3-3	1-4-5	1	3	0	0	0	18
at Vanderbilt*	2/22	32:01	3-9	2-6	0-0	3-2-5	2	0	3	1	0	8
SOUTH CAROLINA*	2/26	32:56	6-13	4-9	5-5	0-1-1	0	2	0	1	0	21
TEXAS A&M	3/2	33:10	4-12	4-10	4-5	0-3-3	1	1	2	0	0	16
at LSU*	3/5	34:23	3-14	0-8	0-0	1-5-6	0	1	1	0	0	6

* indicates Southeastern Conference opponent



10
CHARLES
BEDIAKO

Brampton, Ontario
IMG Academy

Center / Freshman / 7-0 / 225

CAREER HIGHS

Points	15	vs. Mississippi St. (2/16/22)
Rebounds	8	4x, last Kentucky (2/5/22)
Assists	3	vs. Miami (11/28/21)
Steals	3	vs. South Alabama (11/16/21)
Blocks	6	2x, last vs. Mississippi St. (2/16/22)
Minutes	26:57	vs. Mississippi St. (2/16/22)
Field Goals	6	2x, last vs. Mississippi St. (2/16/22)
FG Att.	8	vs. Oakland (11/19/21)
3-Point FG		
3-Point Att.	1	at Florida (1/5/22)
Free Throws	5	2x, last at Mississippi St. (1/15/22)
FT Att.	8	vs. Tennessee (12/29/21)

2021-22 SEASON HIGHS

Points	15	vs. Mississippi St. (2/16/22)
Rebounds	8	34, last vs Kentucky (2/5/22)
Assists	3	vs. Miami (11/28/21)
Steals	3	vs. South Alabama (11/16/21)
Blocks	6	2x, last vs. Mississippi St. (2/16/22)
Minutes	26:57	vs. Mississippi St. (2/16/22)
Field Goals	6	2x, last vs. Mississippi St. (2/16/22)
FG Att.	8	vs. Oakland (11/19/21)
3-Point FG		
3-Point Att.	1	at Florida (1/5/22)
Free Throws	5	2x, last at Mississippi St. (1/15/22)
FT Att.	8	vs. Tennessee (12/29/21)

MISCELLANEOUS STATS

CATEGORY	2021-22	CAREER
Double-digit scoring	7	7
20+ point games		
Double-digit rebounding		
Double-doubles		
Led UA in scoring	1	1
Led UA in rebounding	3	3
Led UA in three-pointers		
Led UA in assists		
Led UA in steals	5	5
Led UA in blocks	15	15
5+ assist games		
3+ three-pointers		
3+ steal games	1	1
3+ block games	6	6

BEDIAKO'S CAREER STATS

Year	GP	GS	Min	Avg	FG	FGA	Pct	3FG	3FGA	Pct	FT	FTA	Pct	Off	Def	Tot	Avg	PF	FO	Ast	TO	Blk	Stl	Pts	Avg
2021-22	31	28	551	17.8	85	123	.691	0	1	.000	41	66	.621	62	73	135	4.4	78	4	22	27	51	21	211	6.8
TOTAL	31	28	551	17.8	85	123	.691	0	1	.000	41	66	.621	62	73	135	4.4	78	4	22	27	51	21	211	6.8



BEDIAKO'S 2021-22 GAME-BY-GAME STATS

Opponent	Date	Min	FG-FGA	3FG-FGA	FT-FTA	Off-Def-Tot	PF	A	TO	Stl	Blk	Pts
LOUISIANA TECH	11/9	10:54	2-4	0-0	1-2	2-1-3	5	1	1	0	0	5
SOUTH DAKOTA STATE	11/12	23:47	6-7	0-0	0-2	2-4-6	3	2	0	1	1	12
SOUTH ALABAMA	11/16	25:52	3-5	0-0	2-3	3-2-5	2	1	4	3	5	8
OAKLAND	11/19	26:06	5-8	0-0	2-3	4-1-5	1	0	0	0	3	12
vs. Iona	11/25	21:01	2-4	0-0	0-0	0-3-3	4	0	2	1	1	4
vs. Drake	11/26	15:31	2-2	0-0	0-0	1-3-4	2	0	0	1	2	4
vs. Miami	11/28	15:15	2-4	0-0	1-2	5-3-8	4	3	0	0	0	5
vs. Gonzaga	12/4	21:41	3-4	0-0	1-4	2-6-8	4	1	0	2	6	7
HOUSTON	12/11	16:17	3-3	0-0	1-2	0-1-1	5	1	1	0	0	7
at Memphis	12/14	18:43	4-5	0-0	1-2	0-0-0	3	0	0	2	1	9
JACKSONVILLE STATE	12/18	20:50	3-4	0-0	1-2	1-6-7	5	1	3	2	5	7
vs. Davidson	12/21	18:51	2-2	0-0	0-0	1-3-4	1	0	1	0	0	4
TENNESSEE*	12/29	12:48	0-1	0-0	5-8	2-1-3	2	0	0	0	0	5
at Florida*	1/5	24:34	4-8	0-1	3-4	6-1-7	4	1	2	2	2	11
at Missouri*	1/8	7:52	1-4	0-0	0-0	2-2-4	1	1	0	0	0	2
AUBURN*	1/11	13:59	2-3	0-0	2-2	1-0-1	0	0	1	0	2	6
at Mississippi State*	1/15	20:30	3-5	0-0	5-6	1-5-6	1	2	0	1	1	11
LSU*	1/19	16:26	0-1	0-0	0-0	1-1-2	0	0	1	0	0	0
MISSOURI*	1/22	8:29	1-2	0-0	1-2	1-0-1	2	0	0	0	1	3
at Georgia*	1/25	21:22	4-5	0-0	0-0	5-3-8	3	1	2	1	2	8
BAYLOR	1/29	13:20	1-1	0-0	0-0	0-0-0	1	0	1	0	0	2
at Auburn*	2/1	18:22	1-3	0-0	1-2	3-4-7	4	0	1	0	3	3
KENTUCKY*	2/5	20:05	4-4	0-0	4-4	4-4-8	3	1	1	1	1	12
at Ole Miss*	2/9	15:27	2-4	0-0	0-0	1-2-3	1	1	0	1	1	4
ARKANSAS*	2/12	13:48	3-4	0-0	3-4	1-2-3	3	0	2	1	2	9
MISSISSIPPI STATE*	2/16	26:57	6-7	0-0	3-7	1-4-5	2	0	0	0	6	15
at Kentucky*	2/19	14:59	3-3	0-0	0-0	4-1-5	2	1	1	0	2	6
at Vanderbilt*	2/22	11:04	2-2	0-0	2-2	2-2-4	5	1	1	0	2	6
SOUTH CAROLINA	2/26	21:42	5-6	0-0	1-2	2-2-4	2	0	1	0	0	11
TEXAS A&M	3/2	19:30	4-5	0-0	0-0	1-4-5	1	2	0	1	2	8
at LSU*	3/5	14:30	2-3	0-0	1-1	3-2-5	2	1	1	1	0	5

* indicates Southeastern Conference opponent



13 JAHVON QUINERLY

Hackensack, N.J.
Hudson Catholic HS/Villanova

Guard / Junior / 6-1 / 175

CAREER HIGHS

Points	26	vs. South Dakota St. (11/12/21)
Rebounds	6	2x, last vs. Auburn (1/11/22)
Assists	11	Maryland (3/22/21)
Steals	3	vs. Stanford (11/30/20)
Blocks	2	vs. Mississippi St. (2/16/22)
Minutes	38:39	at LSU (3/5/22)
Field Goals	11	vs. South Dakota St. (11/12/21)
FG Att.	24	vs. South Dakota St. (11/12/21)
3-Point FG	6	at LSU (1/19/21)
3-Point Att.	15	vs. South Dakota St. (11/12/21)
Free Throws	8	vs. Drake (11/26/21)
FT Att.	11	vs. Drake (11/26/20)

2021-22 SEASON HIGHS

Points	26	vs. South Dakota St. (11/12/21)
Rebounds	6	2x, last vs Auburn (1/11/22)
Assists	9	vs. Missouri (1/22/22)
Steals	2	4x, last vs. Baylor (1/29/22)
Blocks	2	vs. Mississippi St. (2/16/22)
Minutes	38:39	at LSU (3/5/22)
Field Goals	11	vs. South Dakota St. (11/12/21)
FG Att.	24	vs. South Dakota St. (11/12/21)
3-Point FG	4	2x, last at LSU (3/5/22)
3-Point Att.	15	vs. South Dakota St. (11/12/21)
Free Throws	8	vs. Drake (11/26/21)
FT Att.	11	vs. Drake (11/26/21)

MISCELLANEOUS STATS

CATEGORY	2021-22	CAREER
Double-digit scoring	22	46
20+ point games	5	8
Double-digit rebounding		
Double-doubles		
Led UA in scoring	7	15
Led UA in rebounding		
Led UA in three-pointers	9	17
Led UA in assists	17	29
Led UA in steals	3	6
Led UA in blocks		
5+ assist games	11	15
3+ three-pointers	7	12
3+ steal games	1	2
3+ block games		

QUINERLY'S CAREER STATS

Year	GP	GS	Min	Avg	FG	FGA	Pct	3FG	3FGA	Pct	FT	FTA	Pct	Off	Def	Tot	Avg	PF	FO	Ast	TO	Blk	Stl	Pts	Avg
2018-19	25	0	230	9.2	28	83	.337	12	48	.250	11	15	.733	2	18	20	0.8	18	0	22	19	0	5	79	3.2
2020-21	30	7	753	25.1	142	297	.478	52	120	.433	51	74	.689	15	50	65	2.2	59	1	96	69	1	19	387	12.9
2021-22	31	25	966	31.2	161	389	.414	49	173	.283	73	97	.753	11	82	93	3.0	58	0	132	93	5	21	444	14.3
TOTAL	86	32	1950	22.7	331	769	.430	113	341	.331	135	186	.726	28	150	178	2.1	135	1	250	181	6	45	910	10.6



QUINERLY'S 2021-22 GAME-BY-GAME STATS

Opponent	Date	Min	FG-FGA	3FG-FGA	FT-FTA	Off-Def-Tot	PF	A	TO	Stl	Blk	Pts
LOUISIANA TECH	11/9	29:07	3-7	1-5	2-2	0-4-4	2	2	2	0	0	9
SOUTH DAKOTA STATE	11/12	33:46	11-24	4-15	0-0	0-5-5	1	8	3	0	0	26
SOUTH ALABAMA	11/16	35:40	3-10	0-3	2-2	0-3-3	2	5	4	1	0	8
OAKLAND	11/19	28:03	7-12	3-7	2-2	0-3-3	2	2	1	2	1	19
vs. Iona	11/25	32:14	6-14	0-2	3-7	0-2-2	1	2	1	2	0	15
vs. Drake	11/26	35:14	4-11	2-6	8-11	0-0-0	3	4	5	1	0	18
vs. Miami	11/28	24:22	3-9	1-4	0-1	1-3-4	0	2	1	0	1	7
vs. Gonzaga	12/4	30:60	6-17	1-5	4-4	0-2-2	2	6	4	1	0	17
HOUSTON	12/11	32:19	7-11	1-2	2-2	0-3-3	1	8	3	2	0	17
at Memphis	12/14	28:19	4-11	2-8	2-2	2-4-6	2	4	5	1	0	12
JACKSONVILLE STATE	12/18	35:41	6-11	2-4	1-4	0-5-5	1	4	2	1	0	15
vs. Davidson	12/21	32:23	5-16	2-6	1-2	0-0-0	0	6	2	1	0	13
TENNESSEE*	12/29	28:48	7-13	1-7	3-4	0-4-4	4	3	3	1	0	18
at Florida*	1/5	32:08	7-18	2-9	3-4	1-4-5	1	5	4	1	0	19
at Missouri*	1/8	32:39	9-13	0-2	1-3	2-3-5	2	4	1	0	0	19
AUBURN*	1/11	32:07	4-19	2-10	4-4	1-5-6	3	5	4	0	1	14
at Mississippi State*	1/15	23:18	1-5	0-2	3-4	1-0-1	3	2	4	0	0	5
LSU*	1/19	30:55	6-16	2-7	3-5	1-2-3	1	1	2	1	0	17
MISSOURI*	1/22	36:15	5-14	0-3	3-4	0-5-5	1	9	2	2	0	13
at Georgia*	1/25	25:33	2-9	1-7	0-0	1-2-3	3	3	2	1	0	5
BAYLOR	1/29	33:04	6-10	3-6	5-5	0-2-2	3	5	4	2	0	20
at Auburn*	2/1	34:55	7-21	2-8	4-4	0-4-4	4	4	2	1	0	20
KENTUCKY*	2/5	30:17	2-11	0-3	3-4	1-4-5	1	4	2	0	0	7
at Ole Miss*	2/9	32:53	4-10	1-2	0-1	0-2-2	3	8	5	0	0	9
ARKANSAS*	2/12	27:53	2-6	0-3	2-3	0-0-0	0	4	5	0	0	6
MISSISSIPPI STATE*	2/16	37:26	8-16	3-8	2-2	0-2-2	0	8	2	0	2	21
at Kentucky*	2/19	20:41	3-10	0-4	0-0	0-0-1	2	3	1	0	0	6
at Vanderbilt*	2/22	26:42	6-12	3-3	4-4	0-1-1	3	3	3	0	0	19
SOUTH CAROLINA*	2/26	29:17	7-9	4-5	2-2	0-2-2	1	5	5	1	0	20
TEXAS A&M*	3/2	34:30	5-11	2-6	2-3	0-2-2	3	2	5	0	0	14
at LSU*	3/5	38:39	5-13	4-11	2-2	0-3-3	3	1	4	0	0	16

* indicates Southeastern Conference opponent



14
KEON
ELLIS

Eustis, Fla.
Leesburg, HS

Guard / Senior / 6-6 / 175

CAREER HIGHS

Points	28	at Kentucky (2/19/22)
Rebounds	13	vs. South Dakota St. (11/12/21)
Assists	5	vs. Tennessee (12/21/21)
Steals	4	5x, last at Kentucky (2/19/22)
Blocks	3	2x, last vs. Arkansas (2/12/22)
Minutes	38:15	vs. Jacksonville State(12/18/21)
Field Goals	10	at Kentucky (2/19/22)
FG Att.	16	at Kentucky (2/19/22)
3-Point FG	7	at Kentucky (2/19/22)
3-Point Att.	11	at Kentucky (2/19/22)
Free Throws	8	at LSU (3/5/22)
FT Att.	8	2x, last at LSU (3/5/22)

2021-22 SEASON HIGHS

Points	28	at Kentucky (2/18/22)
Rebounds	13	vs. South Dakota St. (11/12/21)
Assists	5	vs. Tennessee (12/29/21)
Steals	4	5x, last at Kentucky (2/19/22)
Blocks	3	vs. Arkansas (2/12/22)
Minutes	38:15	vs. Jacksonville State(12/18/21)
Field Goals	10	at Kentucky (2/19/22)
FG Att.	16	at Kentucky (2/19/22)
3-Point FG	7	at Kentucky (2/19/22)
3-Point Att.	11	at Kentucky (2/19/22)
Free Throws	8	at LSU (3/5/22)
FT Att.	8	2x, last at LSU (3/5/22)

MISCELLANEOUS STATS

CATEGORY	2021-22	CAREER
Double-digit scoring	18	24
20+ point games	3	3
Double-digit rebounding	2	2
Double-doubles	2	2
Led UA in scoring	7	8
Led UA in rebounding	8	13
Led UA in three-pointers	8	11
Led UA in assists	1	1
Led UA in steals	16	20
Led UA in blocks	8	8
5+ assist games	1	1
3+ three-pointers	9	10
3+ steal games	9	13
3+ block games	1	1

ELLIS' CAREER STATS

Year	GP	GS	Min	Avg	FG	FGA	Pct	3FG	3FGA	Pct	FT	FTA	Pct	Off	Def	Tot	Avg	PF	FO	Ast	TO	Blk	Stl	Pts	Avg
2020-21	32	7	559	17.5	60	119	.504	21	54	.389	34	47	.723	29	100	129	4.0	65	2	34	34	14	35	17	5.5
2021-22	31	31	950	30.6	114	262	.435	63	173	.364	85	96	.885	56	129	185	6.0	83	1	56	49	19	59	376	12.1
TOTAL	63	38	1509	24.0	174	381	.457	84	227	.370	119	143	.832	85	229	314	5.0	148	3	90	83	33	94	551	8.7



ELLIS' 2021-22 GAME-BY-GAME STATS

Opponent	Date	Min	FG-FGA	3FG-FGA	FT-FTA	Off-Def-Tot	PF	A	TO	Stl	Blk	Pts
LOUISIANA TECH	11/9	30:53	5-7	3-4	5-5	2-7-9	1	3	1	3	1	18
SOUTH DAKOTA STATE	11/12	35:07	5-10	2-5	3-4	5-8-13	1	3	0	1	0	15
SOUTH ALABAMA	11/16	31:16	6-10	2-5	4-5	2-4-6	2	1	2	3	0	18
OAKLAND	11/19	27:16	1-6	1-5	4-4	2-4-5	2	3	3	2	2	7
vs. Iona	11/25	31:45	2-3	0-1	0-0	2-6-8	1	1	2	2	2	4
vs. Drake	11/26	31:26	3-7	1-1	2-2	1-5-6	3	0	2	1	0	9
vs. Miami	11/28	29:02	8-11	5-6	1-1	0-4-4	3	2	2	0	0	22
vs. Gonzaga	12/4	29:05	1-5	0-4	2-3	1-3-4	3	2	0	0	0	4
HOUSTON	12/11	28:51	0-5	0-4	4-4	1-2-3	1	0	2	1	0	4
at Memphis	12/14	32:05	7-14	3-10	2-2	3-3-6	2	1	3	2	1	19
JACKSONVILLE STATE	12/18	38:15	6-12	4-10	4-4	2-8-10	2	3	1	0	0	20
vs. Davidson	12/21	31:42	3-9	2-7	1-1	3-1-4	3	4	1	2	1	9
TENNESSEE*	12/29	35:46	3-9	2-6	1-3	0-9-9	3	5	0	1	1	9
at Florida*	1/5	31:42	5-11	2-7	1-1	1-3-4	3	2	2	4	1	13
at Missouri*	1/8	28:38	4-9	2-6	2-2	1-1-2	3	1	1	4	0	12
AUBURN*	1/11	30:43	1-5	1-4	7-8	1-6-7	5	0	2	4	0	10
at Mississippi State*	1/15	34:13	3-10	3-6	5-5	2-5-7	4	3	1	2	1	14
LSU*	1/19	28:12	3-8	1-6	5-5	4-4-8	4	1	0	3	0	12
MISSOURI*	1/22	32:08	3-6	3-4	0-0	3-0-3	4	1	2	3	1	9
at Georgia*	1/25	25:53	5-11	1-5	4-6	4-5-9	3	3	2	4	2	15
BAYLOR	1/29	31:24	2-4	1-3	6-7	0-2-2	4	0	2	1	0	11
at Auburn*	2/1	27:37	3-11	3-7	0-0	2-6-8	4	2	1	1	2	9
KENTUCKY	2/5	28:56	2-8	2-7	0-0	0-4-4	3	2	2	1	1	6
at Ole Miss*	2/9	24:04	5-6	1-1	2-2	1-3-4	2	2	2	1	0	13
ARKANSAS*	2/12	32:38	2-4	1-3	2-2	1-4-5	2	2	0	0	3	7
MISSISSIPPI STATE*	2/16	23:30	0-8	0-7	0-0	1-2-3	3	1	1	1	0	0
at Kentucky*	2/19	37:02	10-16	7-11	1-1	3-2-5	1	1	2	4	0	28
at Vanderbilt*	2/22	33:50	2-6	1-4	5-6	2-6-8	3	1	0	2	0	10
SOUTH CAROLINA*	2/26	24:44	5-12	4-9	3-4	3-4-7	2	4	1	2	0	17
TEXAS A&M*	3/2	25:38	5-8	2-4	1-1	0-3-3	4	1	3	2	0	13
at LSU*	3/5	36:42	4-10	3-8	8-8	4-5-9	2	1	6	2	0	19

* indicates Southeastern Conference opponent



21
BRITTON
JOHNSON

Mountain Brook Ala.
Mountain Brook HS

Guard / Senior / 6-4 / 185

CAREER HIGHS

Points	3	4x, last vs. Miami (11/28/21)
Rebounds	3	vs. Missouri (1/22/22)
Assists	1	vs. Arkansas (1/16/21)
Steals	1	vs South Carolina (2/26/22)
Blocks	1	vs. Ole Miss (1/22/19)
Minutes	7:01	at Georgia (1/25/22)
Field Goals	1	5x, last vs. Missouri (1/22/22)
FG Att.	4	vs. South Carolina (2/26/22)
3-Point FG	1	4x, last vs. Miami (11/28/21)
3-Point Att.	3	vs. South Carolina (2/26/22)
Free Throws		
FT Att.	1	vs. Missouri (1/22/22)

2021-22 SEASON HIGHS

Points	3	vs. Miami (11/28/21)
Rebounds	3	vs. Missouri (1/22/22)
Assists		
Steals	1	vs. South Carolina (2/26/22)
Blocks		
Minutes	7:01	at Georgia (1/25/22)
Field Goals	1	2x, last vs. Missouri (1/22/22)
FG Att.	4	vs. South Carolina (2/26/22)
3-Point FG	1	vs. Miami (11/28/21)
3-Point Att.	3	vs. South Carolina (2/26/22)
Free Throws		
FT Att.	1	vs. Missouri (1/22/22)

MISCELLANEOUS STATS

CATEGORY	2021-22	CAREER
Double-digit scoring		
20+ point games		
Double-digit rebounding		
Double-doubles		
Led UA in scoring		
Led UA in rebounding		
Led UA in three-pointers		
Led UA in assists		
Led UA in steals		
Led UA in blocks		
5+ assist games		
3+ three-pointers		
3+ steal games		
3+ block games		

JOHNSON'S CAREER STATS

Year	GP	GS	Min	Avg	FG	FGA	Pct	3FG	3FGA	Pct	FT	FTA	Pct	Off	Def	Tot	Avg	PF	FO	Ast	TO	Blk	Stl	Pts	Avg
2018-19	5	0	3	0.6	0	0	.000	0	0	.000	0	0	.000	0	1	1	0.2	0	0	0	0	1	0	0	0.0
2019-20	6	0	6	1.1	1	3	.333	1	3	.333	0	0	.000	0	0	0	0.0	1	0	0	0	0	0	3	0.5
2020-21	12	0	17	1.4	2	5	.400	2	5	.400	0	0	.000	1	2	3	0.3	5	0	1	0	0	0	6	0.5
2021-22	6	1	21	3.5	2	11	.182	1	9	.111	0	1	.000	6	2	8	1.3	1	0	0	2	0	1	5	0.8
TOTAL	29	1	48	1.6	5	19	.263	4	17	.235	0	1	.000	7	5	12	0.4	7	0	1	2	1	1	14	0.5



JOHNSON'S 2021-22 GAME-BY-GAME STATS

Opponent	Date	Min	FG-FGA	3FG-FGA	FT-FTA	Off-Def-Tot	PF	A	TO	Stl	Blk	Pts
LOUISIANA TECH	11/9	1:25	0-0	0-0	0-0	1-1-2	0	0	0	0	0	0
SOUTH DAKOTA STATE	11/12				DNP - Coach's Decision							
SOUTH ALABAMA	11/16				DNP - Coach's Decision							
OAKLAND	11/19	1:45	0-1	0-1	0-0	0-0-0	0	0	0	0	0	0
vs. Iona	11/25				DNP - Coach's Decision							
vs. Drake	11/26				DNP - Coach's Decision							
vs. Miami	11/28	2:11	1-1	1-1	0-0	0-0-0	0	0	0	0	0	3
vs. Gonzaga	12/4				DNP - Coach's Decision							
HOUSTON	12/11				DNP - Coach's Decision							
at Memphis	12/14				DNP - Coach's Decision							
JACKSONVILLE STATE	12/18				DNP - Coach's Decision							
vs. Davidson	12/21				DNP - Coach's Decision							
TENNESSEE*	12/29				DNP - Coach's Decision							
at Florida*	1/5				DNP - Coach's Decision							
at Missouri*	1/8				DNP - Coach's Decision							
AUBURN*	1/11				DNP - Coach's Decision							
at Mississippi State*	1/15				DNP - Coach's Decision							
LSU*	1/19				DNP - Coach's Decision							
MISSOURI*	1/22	2:40	1-3	0-2	0-0	3-0-3	0	0	0	0	0	2
at Georgia*	1/25	7:01	0-2	0-2	0-0	1-0-1	0	0	0	0	0	0
BAYLOR	1/29				DNP - Coach's Decision							
at Auburn*	2/1				DNP - Coach's Decision							
KENTUCKY*	2/5				DNP - Coach's Decision							
at Ole Miss*	2/9				DNP - Coach's Decision							
ARKANSAS*	2/12				DNP - Coach's Decision							
MISSISSIPPI STATE*	2/16				DNP - Coach's Decision							
at Kentucky*	2/19				DNP - Coach's Decision							
at Vanderbilt*	2/22				DNP - Coach's Decision							
SOUTH CAROLINA	2/26	5:56	0-4	0-3	0-0	1-1-2	0	0	1	1	0	0
TEXAS A&M	3/2				DNP - Coach's Decision							
at LSU*	3/5				DNP - Coach's Decision							

* indicates Southeastern Conference opponent



22
KEON
AMBROSE-
HYLTON

Toronto, Ontario
Andrews Osborne Academy

Forward / Sophomore / 6-8 / 210

CAREER HIGHS

Points	5	vs. Miami (11/28/21)
Rebounds	4	vs. Arkansas (1/16/21)
Assists	2	2x, last vs. Louisiana Tech (11/9/21)
Steals	1	2x, last at Florida (1/5/22)
Blocks	1	2x, last vs. Louisiana Tech (11/9/21)
Minutes	21:03	vs. Miami (11/28/21)
Field Goals	2	4x, last vs. Miami (11/28/21)
FG Att.	4	2x, last at Florida (1/5/22)
3-Point FG		
3-Point Att.		
Free Throws	1	2x, last vs. Miami (11/28/21)
FT Att.	3	vs. Miami (11/28/21)

2021-22 SEASON HIGHS

Points	5	vs. Miami (11/28/21)
Rebounds	3	2x, last at Florida (1/5/22)
Assists	2	vs. Louisiana Tech (11/9/21)
Steals	1	at Florida (1/5/22)
Blocks	1	vs. Louisiana Tech (11/9/21)
Minutes	21:03	vs. Miami (11/28/21)
Field Goals	2	vs. Miami (11/28/21)
FG Att.	4	at Florida (1/5/22)
3-Point FG		
3-Point Att.		
Free Throws	2	vs. Miami (11/28/21)
FT Att.	2	2x, last vs. Miami (11/28/21)

MISCELLANEOUS STATS

CATEGORY	2021-22	CAREER
Double-digit scoring		
20+ point games		
Double-digit rebounding		
Double-doubles		
Led UA in scoring		
Led UA in rebounding		
Led UA in three-pointers		
Led UA in assists		
Led UA in steals		
Led UA in blocks	1	1
5+ assist games		
3+ three-pointers		
3+ steal games		
3+ block games		

AMBROSE-HYLTON'S CAREER STATS

Year	GP	GS	Min	Avg	FG	FGA	Pct	3FG	3FGA	Pct	FT	FTA	Pct	Off	Def	Tot	Avg	PF	FO	Ast	TO	Blk	Stl	Pts	Avg
2020-21	18	0	74	4.1	10	15	.667	0	0	.000	1	4	.250	3	10	13	0.7	9	0	2	3	1	1	21	1.2
2021-22	11	0	51	4.6	5	11	.455	0	0	.000	1	3	.333	6	3	9	0.8	10	0	4	4	1	1	11	1.0
TOTAL	29	0	125	4.3	15	26	.577	0	0	.000	2	7	.286	9	13	22	0.8	19	0	6	7	2	2	32	1.1



AMBROSE-HYLTON'S 2021-22 GAME-BY-GAME STATS

Opponent	Date	Min	FG-FGA	3FG-FGA	FT-FTA	Off-Def-Tot	PF	A	TO	Stl	Blk	Pts
LOUISIANA TECH	11/9	7:02	1-2	0-0	0-0	1-0-1	3	2	1	0	1	2
SOUTH DAKOTA STATE	11/12	5:04	0-0	0-0	0-0	1-01	0	0	1	0	0	0
SOUTH ALABAMA	11/16	1:09	0-0	0-0	0-0	0-0-0	2	0	0	0	0	0
OAKLAND	11/19	8:16	0-0	0-0	0-0	2-1-3	1	1	1	0	0	0
vs. Iona	11/25	0:17	0-0	0-0	0-0	0-0-0	1	0	0	0	0	0
vs. Drake	11/26					DNP - Coach's Decision						
vs. Miami	11/28	21:03	2-2	0-0	1-3	0-0-0	0	0	0	0	0	5
vs. Gonzaga	12/4	1:23	0-0	0-0	0-0	0-0-0	1	0	0	0	0	0
HOUSTON	12/11					DNP - Coach's Decision						
at Memphis	12/14					DNP - Coach's Decision						
JACKSONVILLE STATE	12/18					DNP - Coach's Decision						
vs. Davidson	12/21					DNP - Coach's Decision						
TENNESSEE*	12/29	7:08	1-3	0-0	0-0	1-0-1	0	0	0	0	0	2
at Florida*	1/5	8:16	1-4	0-0	0-0	1-2-3	2	1	0	1	0	2
at Missouri*	1/8	1:25	0-0	0-0	0-0	0-0-0	0	0	1	0	0	0
AUBURN*	1/11					DNP - Coach's Decision						
at Mississippi State*	1/15					DNP - Coach's Decision						
LSU*	1/19					DNP - Coach's Decision						
MISSOURI*	1/22					DNP - Coach's Decision						
at Georgia*	1/25					DNP - Coach's Decision						
BAYLOR	1/29					DNP - Coach's Decision						
at Auburn*	2/1					DNP - Coach's Decision						
KENTUCKY*	2/5					DNP - Coach's Decision						
at Ole Miss*	2/9					DNP - Coach's Decision						
ARKANSAS*	2/12					DNP - Coach's Decision						
MISSISSIPPI STATE*	2/16					DNP - Coach's Decision						
at Kentucky*	2/19					DNP - Coach's Decision						
at Vanderbilt*	2/22					DNP - Coach's Decision						
SOUTH CAROLINA*	2/26	1:49	0-0	0-0	0-0	0-0-0	0	0	0	0	0	0
TEXAS A&M	3/2					DNP - Coach's Decision						
at LSU*	3/5					DNP - Coach's Decision						

* indicates Southeastern Conference opponent



33

**JAMES
ROJAS**

Jamestown, N.Y.
Jamestown HS

Forward / Senior / 6-8 / 220

CAREER HIGHS

Points	15	Florida (1/5/21)
Rebounds	7	4x, last at LSU (1/19/21)
Assists	2	3x, last vs. Texas A&M (3/2/22)
Steals	2	5x, last vs. Texas A&M (3/2/22)
Blocks	3	at LSU (1/19/21)
Minutes	24:08	at Georgia (1/25/22)
Field Goals	5	Florida (1/5/21)
FG Att.	8	2x, last vs. Florida (1/5/21)
3-Point FG	2	Furman (12/15/20)
3-Point Att.	4	2x, last vs. Kentucky (2/5/22)
Free Throws	5	Florida (1/5/21)
FT Att.	9	Florida (1/5/21)

2021-22 SEASON HIGHS

Points	9	2x, last at Vanderbilt (2/22/22)
Rebounds	6	vs. Missouri (1/22/22)
Assists	2	2x, last vs. Texas A&M (3/2/22)
Steals	2	3x, last vs. Texas A&M (3/2/22)
Blocks	1	2x, last vs. Texas A&M (3/2/22)
Minutes	24:08	at Georgia (1/25/22)
Field Goals	3	3x, last at Texas A&M (3/2/22)
FG Att.	7	2x, last vs. Kentucky (2/5/22)
3-Point FG	1	4x, last vs. South Carolina (2/26/22)
3-Point Att.	4	2x, last vs. Kentucky (2/5/22)
Free Throws	4	2x, last vs. Mississippi St. (2/16/22)
FT Att.	6	vs. Kentucky (2/5/22)

MISCELLANEOUS STATS

CATEGORY	2021-22	CAREER
Double-digit scoring		2
20+ point games		
Double-digit rebounding		
Double-doubles		
Led UA in scoring		
Led UA in rebounding		4
Led UA in three-pointers	1	2
Led UA in assists		
Led UA in steals	3	6
Led UA in blocks	1	2
5+ assist games		
3+ three-pointers		
3+ steal games		
3+ block games		1

ROJAS' 2021-22 GAME-BY-GAME STATS

Opponent	Date	Min	FG-FGA	3FG-FGA	FT-FTA	Off-Def-Tot	PF	A	TO	Stl	Blk	Pts
LOUISIANA TECH	11/9				DNP - Injured							
SOUTH DAKOTA STATE	11/12				DNP - Injured							
SOUTH ALABAMA	11/16				DNP - Injured							
OAKLAND	11/19				DNP - Injured							
vs. Iona	11/25				DNP - Injured							
vs. Drake	11/26				DNP - Injured							
vs. Miami	11/28				DNP - Injured							
vs. Gonzaga	12/4				DNP - Injured							
HOUSTON	12/11				DNP - Injured							
at Memphis	12/14				DNP - Injured							
JACKSONVILLE STATE	12/18				DNP - Injured							
vs. Davidson	12/21				DNP - Injured							
TENNESSEE*	12/29				DNP - Injured							
at Florida*	1/5				DNP - Injured							
at Missouri*	1/8				DNP - Injured							
AUBURN*	1/11				DNP - Injured							
at Mississippi State*	1/15	16:58	1-4	1-2	3-4	2-0-2	4	0	1	2	0	6
LSU*	1/19	9:22	0-2	0-2	0-0	0-1-1	0	0	1	1	0	0
Missouri*	1/22	12:14	3-6	0-3	0-0	3-3-6	0	0	1	0	0	6
at Georgia*	1/25	24:08	2-7	1-4	3-5	1-2-3	5	2	3	1	0	8
BAYLOR	1/29	12:37	0-0	0-0	2-2	0-3-3	3	0	1	2	0	2
at Auburn*	2/1	15:46	2-3	1-2	1-2	1-1-2	2	1	0	1	0	6
KENTUCKY*	2/5	14:05	2-7	0-4	4-6	3-2-5	2	0	1	0	1	8
at Ole Miss*	2/9	7:25	1-1	0-0	1-1	0-2-2	3	1	1	0	0	3
ARKANSAS*	2/12	9:24	2-2	1-1	3-3	1-0-4	4	1	0	0	0	8
MISSISSIPPI STATE*	2/16	11:36	2-4	1-1	4-4	1-0-1	2	0	1	0	0	9
at Kentucky*	2/19	5:51	0-2	0-2	0-0	0-0-0	2	0	0	1	0	0
at Vanderbilt*	2/22	18:04	3-6	0-2	3-3	1-2-3	2	0	0	1	0	9
SOUTH CAROLINA*	2/26	14:35	1-2	1-1	2-2	0-1-1	1	1	0	0	0	5
TEXAS A&M	3/2	18:39	3-4	0-0	2-4	3-0-3	2	2	2	2	1	8
at LSU*	3/5	17:02	1-2	0-0	2-3	0-1-1	4	0	0	1	0	4

* indicates Southeastern Conference opponent

ROJAS' CAREER STATS

Year	GP	GS	Min	Avg	FG	FGA	Pct	3FG	3FGA	Pct	FT	FTA	Pct	Off	Def	Tot	Avg	PF	FO	Ast	TO	Blk	Stl	Pts	Avg
2020-21	30	1	333	11.1	28	80	.350	6	26	.231	24	36	.667	20	58	78	2.6	60	0	11	30	6	16	86	2.9
2021-22	15	3	208	13.9	23	52	.442	6	24	.250	30	39	.769	17	21	38	2.5	36	1	8	12	2	12	82	5.5
TOTAL	45	4	540	12.0	51	132	.386	12	50	.240	54	75	.720	37	79	116	2.6	96	1	19	42	8	28	168	3.7



35
ALEX
TCHIKOU

Paris, France
Dream City Christian HS

Forward / Redshirt Freshman / 6-11 / 230

CAREER HIGHS

Points		
Rebounds	3	vs. Miami (11/28/21)
Assists		
Steals		
Blocks		
Minutes	3:24	vs. Oakland (11/19/21)
Field Goals		
FG Att.	1	2x, last vs. Miami (11/28/21)
3-Point FG		
3-Point Att.		
Free Throws		
FT Att.		

2021-22 SEASON HIGHS

Points		
Rebounds	3	vs. Miami (11/28/21)
Assists		
Steals		
Blocks		
Minutes	3:24	vs. Oakland (11/19/21)
Field Goals		
FG Att.	1	2x, last vs. Miami (11/28/21)
3-Point FG		
3-Point Att.		
Free Throws		
FT Att.		

MISCELLANEOUS STATS

CATEGORY	2021-22	CAREER
Double-digit scoring		
20+ point games		
Double-digit rebounding		
Double-doubles		
Led UA in scoring		
Led UA in rebounding		
Led UA in three-pointers		
Led UA in assists		
Led UA in steals		
Led UA in blocks		
5+ assist games		
3+ three-pointers		
3+ steal games		
3+ block games		



TCHIKOU'S 2021-22 GAME-BY-GAME STATS

Opponent	Date	Min	FG-FGA	3FG-FGA	FT-FTA	Off-Def-Tot	PF	A	TO	Stl	Blk	Pts
LOUISIANA TECH	11/9					DNP - Suspended						
SOUTH DAKOTA STATE	11/12					DNP - Suspended						
SOUTH ALABAMA	11/16					DNP - Coach's Decision						
OAKLAND	11/19	3:24	0-1	0-0	0-0	0-1-1	0	0	0	0	0	0
vs. Iona	11/25	0:44	0-0	0-0	0-0	0-0-0	0	0	1	0	0	0
vs. Drake	11/26					DNP - Coach's Decision						
vs. Miami	11/28	2:11	0-1	0-0	0-0	1-2-3	0	0	0	0	0	0
vs. Gonzaga	12/4					DNP - Coach's Decision						
HOUSTON	12/11					DNP - Coach's Decision						
at Memphis	12/14					DNP - Coach's Decision						
JACKSONVILLE STATE	12/18					DNP - Coach's Decision						
vs. Davidson	12/21					DNP - Coach's Decision						
TENNESSEE*	12/29					DNP - Coach's Decision						
at Florida*	1/5					DNP - Coach's Decision						
at Missouri*	1/8					DNP - Coach's Decision						
AUBURN*	1/11					DNP - Coach's Decision						
at Mississippi State*	1/15					DNP - Coach's Decision						
LSU*	1/19					DNP - Coach's Decision						
MISSOURI*	1/22					DNP - Coach's Decision						
at Georgia*	1/25					DNP - Coach's Decision						
BAYLOR	1/29					DNP - Coach's Decision						
at Auburn*	2/1					DNP - Coach's Decision						
KENTUCKY*	2/5					DNP - Coach's Decision						
at Ole Miss*	2/9					DNP - Coach's Decision						
ARKANSAS*	2/12					DNP - Coach's Decision						
MISSISSIPPI STATE*	2/16					DNP - Coach's Decision						
at Kentucky*	2/19					DNP - Coach's Decision						
at Vanderbilt*	2/22					DNP - Coach's Decision						
SOUTH CAROLINA*	2/26					DNP - Coach's Decision						
TEXAS A&M	3/2					DNP - Coach's Decision						
at LSU*	3/5					DNP - Coach's Decision						

* indicates Southeastern Conference opponent

TCHIKOU'S CAREER STATS

Year	GP	GS	Min	Avg	FG	FGA	Pct	3FG	3FGA	Pct	FT	FTA	Pct	Off	Def	Tot	Avg	PF	FO	Ast	TO	Blk	Stl	Pts	Avg
2021-22	3	3	6	2.1	0	2	.000	0	0	.000	0	0	.000	1	3	4	1.3	0	0	0	1	0	0	0	0.0
TOTAL	3	3	6	2.1	0	2	.000	0	0	.000	0	0	.000	1	3	4	1.3	0	0	0	1	0	0	0	0.0

2021-22 BOX SCORES

GAME 1



Official Basketball Box Score - Final
Louisiana Tech at Alabama
 11/09/21 Coleman Coliseum, Tuscaloosa
 Alabama vs Louisiana Tech

Game Time: 8:00 PM
 Game Duration: 1:59
 Attendance: 12,613

Louisiana Tech - 64

Record: 0-1

Officials: Doug Shows, Rob Rorko, Wesley Ford

NO. Name	Min	FG	3P	FT	Rebounds	Fouls	TP	AS	TO	ST	Blocks	+/-
		M-A	M-A	M-A	OR DR TOT	PF FD					BS BA	
2 Kenneth Lofton, Jr.	F 19:57	5-11	0-2	2-7	5 4 9	2 4	12	0	0	0	0	-22
22 Isaiah Crawford	F 27:00	7-15	0-3	1-1	4 3 7	2 4	15	1	1	0	1	-8
3 Amorie Archibald	G 24:11	1-6	1-3	0-0	0 3 3	1 2	3	2	2	0	0	-9
21 Exavian Christon	G 19:55	1-3	0-1	0-0	0 0 0	0 1	2	3	1	1	0	-9
24 Kobe Williams	G 18:56	0-2	0-0	0-2	0 0 0	0 2	0	2	2	0	1	-18
0 Keaston Willis	25:28	6-12	3-8	1-2	1 2 3	0 1	16	1	0	0	0	-17
23 David Green	17:12	2-8	1-5	0-2	0 2 2	4 1	5	1	1	0	0	-15
11 LaDamian Bradford	17:19	0-2	0-1	0-0	0 4 4	3 1	0	1	1	0	0	-15
4 Kaleb Stewart	08:16	1-2	1-1	0-0	0 1 1	2 0	3	0	0	1	0	-11
1 Kenny Hunter	14:25	3-4	0-0	1-2	4 1 5	1 1	7	0	1	0	1	-9
5 Terran Williams	05:55	0-1	0-1	1-3	0 0 0	1 2	1	0	1	0	0	-8
10 Ben Ponder	01:26	0-1	0-1	0-0	0 0 0	0 0	0	0	0	0	0	-4
Team					2 1 3		0	1				
Totals		26-67	6-26	6-19	16 21 37	18 19	64	11	11	3	1	-29

Technical Fouls: NONE

Shooting By Period	1st FG%	2nd FG%	3rd FG%	4th FG%
1st FG%	13-32 40.6%			
3PT%	3-14 21.4%			
2nd FG%		13-35 37.1%		
3PT%		3-12 25.0%		
FT%		4-10 40%		
GM FG%		26-67 38.8%		
3PT%		6-26 23.1%		
FT%		6-19 31.6%		

Dead Ball Rebounds: 3, 0

Alabama - 93

Record: 1-0

NO. Name	Min	FG	3P	FT	Rebounds	Fouls	TP	AS	TO	ST	Blocks	+/-
		M-A	M-A	M-A	OR DR TOT	PF FD					BS BA	
0 Noah Gurley	F 19:18	1-7	1-4	0-0	0 1 1	4 0	3	2	3	1	0	4
10 Charles Bediako	C 10:54	2-4	0-0	1-2	2 1 3	5 1	5	1	1	0	0	9
5 Jaden Shackelford	G 30:07	6-15	4-10	1-3	1 6 7	0 3	17	2	3	0	0	10
13 Jahvon Quinerly	G 29:07	3-7	1-5	2-2	0 4 4	2 4	9	2	2	0	0	19
14 Keon Ellis	G 30:53	5-7	3-4	5-5	2 7 9	1 1	18	3	1	3	1	37
4 Juwan Gary	21:04	6-10	0-3	0-0	5 5 10	1 1	12	1	0	3	0	17
3 JD Davison	25:30	3-4	1-2	5-7	2 4 6	0 4	12	6	2	1	0	13
2 Darius Miles	16:42	4-4	3-3	0-0	0 3 3	0 4	11	0	1	0	0	13
22 Keon Ambrose-Hylton	07:02	1-2	0-0	0-0	1 0 1	3 0	2	2	1	0	1	12
1 Jusaun Holt	03:53	0-2	0-2	0-0	0 1 1	0 0	0	0	0	0	0	2
15 Tyler Barnes	01:47	1-2	0-0	2-2	0 0 0	0 0	1	4	0	0	0	1
21 Britton Johnson	01:25	0-0	0-0	0-0	1 1 2	0 0	0	0	0	0	0	3
12 Delaney Heard	00:59	0-0	0-0	0-0	0 0 0	0 0	0	0	0	0	0	2
24 Jaden Quinerly	00:59	0-0	0-0	0-2	0 1 1	1 0	0	0	0	0	0	2
Team					2 1 3		0	1				
Totals		32-64	13-33	16-23	16 35 51	19 18	93	19	14	9	2	129

Technical Fouls: NONE

	LATECH	BAMA	Points from		LATECH	BAMA	Period by Period Scoring		
Biggest lead	0 (1 st 20:00)	29 (2 nd 0:01)	Turnovers	5	16		1st	2nd	TOT
Best Scoring Run	9 (2 nd 7:05)	10 (2 nd 5:04)	Paint	32	36	LATECH	31	33	64
Lead Changes	0	2	Second Chance	19	22		BAMA	48	45
Times Tied		3	Fast Breaks	3	14				
Time with Lead	00:00	37:31	Bench	32	41				

GAME 2



Official Basketball Box Score - Final
South Dakota St. at Alabama
 11/19/21 Coleman Coliseum, Tuscaloosa
 2021-22 Men's Basketball

Game Time: 7:00 PM
 Game Duration: 2:02
 Attendance: 10,546

Officials: Don Daly, Todd Austin, Darron George

South Dakota St. - 88

Record: 1-1

Game Summary - 30														
NO. Name		Min	FG M-A	3P M-A	FT M-A	Rebounds OR DR TOT	Fouls PF FD	TP	AS	TO	ST	Blocks BS BA	+/-	
32	Matt Dentlinger	F 12:31	1-2	0-1	0-0	0 0 0	0 0	2	0	1	0	1	0	-3
35	Douglas Wilson	F 13:30	5-7	0-0	2-5	1 0 1	5 4	12	0	3	0	0	1	-16
1	Matt Mims	G 09:29	0-1	0-1	0-0	0 1 1	2 0	0	0	0	0	0	0	-15
3	Baylor Scheierman	G 36:53	3-12	0-7	4-6	0 18 18	3 5	10	6	3	0	0	1	-8
34	Alex Arians	G 28:50	5-9	2-3	0-0	0 2 2	1 0	12	2	1	2	1	0	-27
13	Luke Appel	20:45	3-7	0-2	0-0	3 2 5	5 1	6	6	1	0	0	1	-3
15	Noah Freidel	30:50	6-13	3-7	4-6	0 1 1	2 4	23	0	2	0	0	0	-6
2	Zeke Mayo	22:10	5-9	1-4	1-1	1 2 3	1 2	12	1	0	2	0	0	-2
30	Charlie Easley	11:27	2-5	1-1	0-0	2 2 4	0 1	5	0	0	0	0	0	-5
10	David Wingett	12:59	2-5	2-5	0-0	2 1 3	0 0	6	0	0	0	0	0	-7
0	Jaylon Gentry	00:18	0-0	0-0	0-0	0 0 0	0 0	0	0	0	0	0	0	-1
22	Aaron Fiegen	00:18	0-0	0-0	0-0	0 0 0	0 0	0	0	0	0	0	0	-1
Team						0 0 0		0	0					
Totals			34-70	9-31	11-18	9 29 38	19 17	88	15	11	4	2	3	-16

Technical Fouls: NONE

Shooting By Period	1st FG%	2nd FG%	3rd FG%	4th FG%
1st FG%	16-37 43.2%			
3PT%	4-18 22.2%			
2nd FG%		18-33 54.5%		
3PT%		5-13 38.5%		
FT%		9-16 56.3%		
GM FG%		34-70 48.6%		
3PT%		9-31 29.0%		
FT%		11-18 61.1%		

Dead Ball Rebounds: 5, 0

Alabama - 104

Record: 2-0

Alabama - 104		Record: 24-10												
NO. Name		Min	FG M-A	3P M-A	FT M-A	Rebounds OR DR TOT	Fouls PF FD	TP	AS	TO	ST	Blocks BS BA	+/-	
0 Noah Gurley	F	20:24	4-9	1-3	0-0	4 1 5	2 1	9	0	1	1	0	4	
10 Charles Bediako	C	23:47	6-7	0-0	0-2	2 4 6	3 5	12	2	0	1	1	0	16
5 Jaden Shackelford	G	32:01	8-17	3-8	4-5	2 3 5	4 4	23	0	0	0	0	1	15
13 Jahvon Quinerly	G	33:46	11-24	4-15	0-0	0 5 5	1 1	26	8	3	0	0	1	14
14 Keon Ellis	G	35:07	5-10	2-5	3-4	5 8 13	1 3	15	3	0	1	0	0	26
3 JD Davison		24:01	2-7	0-4	2-2	0 5 5	1 2	6	5	2	1	0	0	-1
4 Juwan Gary		07:37	0-1	0-1	0-0	2 2 2	1 0	0	1	0	0	0	0	-3
2 Darius Miles		18:13	5-9	3-4	0-1	3 1 4	4 3	13	0	1	0	1	0	19
22 Keon Ambrose-Hylton		05:04	0-0	0-0	0-0	1 0 1	0 0	0	0	1	0	0	0	-10
Team						1 0 1		0	0					
Totals			41-84	13-40	9-14	18 29 47	17 19	104	19	8	4	3	2	16

Technical Fouls: NONE

	SDSU	Bama	Points from			SDSU	Bama	Period by Period Scoring			
Biggest lead	4 (1 st 15:04)	18 (2 nd 6:08)	Turnovers	13	17			1st	2nd	TOT	
Best Scoring Run	7(1 st 15:04)	11(2 nd 7:44)	Paint	42	56			SDSU	38	50	88
Lead Changes	6		Second Chance	6	26						
Times Tied	4		Fast Breaks	12	12			Bama	41	63	104
Time with Lead	05:25	33:03	Bench	52	19						

GAME 3



Official Basketball Box Score - Final
South Alabama at Alabama
 11/16/21 Coleman Coliseum, Tuscaloosa
 2021-22 Men's Basketball

Game Time: 6:30 PM
 Game Duration: 2:07
 Attendance: 9,038

South Alabama - 68

Record: 1-2

Officials: Bart Lenox, K.B. Burdett Jr., Owen Shortt

Youth Alabama - 66		Rebound: 1-2												
NO. Name	Min	FG M-A	3P M-A	FT M-A	Rebounds OR DR TOT	Fouls PF FD	TP	AS	TO	ST	Blocks BS BA	+/-	1st	
4 Kayo Goncalves	F 38:48	4-14	4-14	0-0	0 7 7	3 5	12	0	0	3	1	0		-1
10 Diante Smith	F 32:02	2-7	1-3	2-2	1 2 3	5 1	7	2	5	2	0	3		-6
13 Javon Franklin	F 37:37	5-11	0-0	1-2	5 6 11	4 3	11	2	4	4	0	2		-4
21 Charles Manning, Jr.	G 38:10	7-18	2-7	7-8	1 5 6	2 3	23	4	7	1	1	1		1
22 Jay Jay Chandler	G 18:48	3-7	0-1	0-0	1 3 4	5 1	6	0	4	0	0	1		-4
12 Alex Anderson	30:27	4-7	0-0	1-4	3 2 5	2 3	9	0	1	0	0	2		-7
25 Jamal West	02:24	0-0	0-0	0-0	0 0 0	0 0	0	0	0	0	0	0		-4
20 Marshall Kearing	01:11	0-1	0-0	0-0	1 0 1	0 0	0	0	0	0	0	0		-1
24 Tyler Shirley	00:33	0-0	0-0	0-0	0 0 0	0 0	0	0	0	0	0	0		1
Team					1 2 3		0	0						
Totals			25-65	7-25	11-16	13 27 40	21 16	68	8	21	10	2 9	-5	2nd

Technical Fouls: Franklin 1st 8:12 Manning, Jr. 2nd 12:03

Shooting By Period	1st FG%	2nd FG%	3rd FG%	4th FG%
1st FG%	14-38 36.8%			
3PT%	3-14 21.4%			
FT%	3-4 75%			
2nd FG%		11-27 40.7%		
3PT%		4-11 36.4%		
FT%		8-12 66.7%		
GM FG%		25-65 38.5%		
3PT%		7-25 28.0%		
FT%		11-16 68.8%		

Dead Ball Rebounds: 4, 0

Alabama - 73

Record: 3-0

Alabama - 73		Rebound: 30											
NO.	Name	Min	FG M-A	3P M-A	FT M-A	Rebounds OR DR TOT	Fouls PF FD	TP	AS	TO	ST	Blocks BS BA	+/-
0	Noah Gurley	F 20:56	4-10	1-6	0-0	1 3 4	2 1	9	1	1	1	0	0 4
10	Charles Bediako	C 25:52	3-5	0-0	2-3	3 2 5	2 2	8	1	4	3	5	0 9
5	Jaden Shackelford	G 34:46	6-16	4-10	2-4	2 8 10	2 3	18	1	5	1	1	-4
13	Havon Quinerly	G 35:40	3-10	0-3	2-2	0 3 3	2 3	8	5	4	1	0	1 6
14	Keon Ellis	G 31:16	6-10	2-5	4-5	2 4 6	2 6	18	1	2	3	0	0 1
2	Darius Miles	19:37	4-7	0-2	2-4	0 2 2	2 2	10	2	2	3	1	0 10
3	JD Davison	22:15	1-3	0-1	0-1	0 2 2	2 2	2	2	3	0	1	0 0
1	Jusaun Holt	08:29	0-0	0-0	0-0	1 2 3	1 0	0	0	1	0	1	0 2
22	Keon Ambrose-Hylton	01:09	0-0	0-0	0-0	0 0 0	2 0	0	0	0	0	0	-3
Team						2 2 4	0	0	0	0			
Totals			27-61	7-27	12-19	11 28 39	18 19	73	13	22	12	9	2 5

2021-22 BOX SCORES

GAME 5



Official Basketball Box Score - Final
Alabama at Iowa
 11/25/21 HP Field House, Lake Buena Vista, Fla.
 2021-22 Men's Basketball

Game Time: 4:00 PM
 Game Duration: 2:12
 Attendance: 2,749

Officials: Doug Simons, Vlad Tadić, Keith Patterson

Alabama - 68

Record: 4-1

NO.	Name	Min	FG	3P	FT	Rebounds	Fouls	TP	AS	TO	ST	Blocks	BS	BA	+/
0	Noah Gurley	F 18:33	3-5	1-2	0-0	2 2 4	3 0	7	0	2	1	0	0	0	-10
10	Charles Bediako	C 21:01	2-4	0-0	0-0	0 3 3	4 1	4	0	2	1	1	0	0	10
5	Jaden Shackelford	G 31:11	6-17	4-10	3-4	1 9 10	3 1	19	1	2	0	0	0	0	-3
13	Jahvon Quinerly	G 36:27	6-14	0-2	3-7	0 2 2	1 4	15	2	1	2	0	0	2	-4
14	Keon Ellis	G 32:35	2-3	0-1	0-0	2 6 8	1 1	4	1	1	2	2	0	0	0
4	Juwan Gary	20:18	2-3	0-0	0-2	2 5 7	2 3	4	0	2	0	0	0	1	1
3	JD Davison	23:02	2-3	0-0	4-8	1 1 2	0 4	8	3	2	1	0	0	0	-8
2	Darius Miles	15:52	2-7	0-2	3-4	0 2 2	3 3	7	0	0	0	0	0	2	-2
35	Alex Tchikou	00:44	0-0	0-0	0-0	0 0 0	0 0	0	0	1	0	0	0	0	0
22	Keon Ambrose-Hylton	00:17	0-0	0-0	0-0	0 0 0	1 0	0	0	0	0	0	0	0	-2
Team						0 0 0				0	0				
Totals			25-56	5-17	13-25	8 30 38	19 17	68	7	13	7	3	4	-4	

Shooting By Period		
1 st FG%	13-25	52.0%
3PT%	5-15	20.0%
FT%	6-11	54.5%
2 nd FG%	12-31	38.7%
3PT%	4-12	33.3%
FT%	7-14	50.0%
GM FG%	25-56	44.6%
3PT%	5-17	29.4%
FT%	13-25	52.0%

Dead Ball Rebounds: 7, 0

Technical Fouls: Coach 2nd 11:11

Iowa - 72

Record: 6-0

NO.	Name	Min	FG	3P	FT	Rebounds	Fouls	TP	AS	TO	ST	Blocks	BS	BA	+/
0	Berrick JeanLouis	F 25:24	1-2	0-1	0-0	0 2 2	4 0	2	2	1	4	0	0	0	8
11	Quinn Slazinski	F 23:05	5-13	1-7	0-1	0 3 3	2 3	11	2	3	0	0	0	1	0
23	Nelly Joseph	F 34:57	5-10	0-0	5-6	2 9 11	3 7	15	1	2	2	4	1	7	7
2	Elijah Joiner	G 29:09	4-10	2-6	2-2	1 5 6	2 3	12	1	2	1	0	0	0	0
25	Tyson Jolly	G 32:52	4-7	1-1	4-6	1 2 3	2 3	13	0	1	0	0	1	5	5
24	Dylan van Eyck	21:58	2-4	0-1	0-0	0 2 2	2 0	4	3	3	2	0	0	3	3
5	Joshua Duach	00:36	0-0	0-0	0-0	0 0 0	0 0	0	0	0	0	0	0	0	-2
13	Walter Clayton Jr.	19:36	5-9	0-3	5-6	1 3 4	1 2	15	2	0	0	0	0	0	1
3	Ryan Myers	12:23	0-4	0-2	0-0	0 0 0	1 0	0	1	0	0	0	0	0	-2
Team						0 0 0				0	2				
Totals			26-59	4-21	16-21	5 26 31	17 18	72	13	13	8	4	3	4	

Technical Fouls: NONE

		ALA	ION
Biggest lead	9 (2 nd 12:27)	5 (2 nd 3:23)	
Best Scoring Run	6 (1 st 15:08)	7 (2 nd 5:32)	
Lead Changes	7		
Times Tied	10		
Time with Lead	28:01	07:56	

Points from		ALA	ION
Turnovers		11	6
Paint		36	36
Second Chance		8	7
Fast Breaks		14	13
Bench		19	19

Period by Period Scoring		
1st	2nd	TOT
ALA	33	35
ION	29	43

GAME 6



Official Basketball Box Score - Final
Alabama at Drake
 11/26/21 HP Field House, Lake Buena Vista, Fla.
 2021-22 Men's Basketball

Game Time: 3:30 PM
 Game Duration: 2:03
 Attendance: 3,020

Officials: Rick Crawford, DJ Carstensen, Shane Sleggs

Alabama - 80

Record: 5-1

NO.	Name	Min	FG	3P	FT	Rebounds	Fouls	TP	AS	TO	ST	Blocks	BS	BA	+/
4	Juwan Gary	F 26:36	6-9	0-0	2-4	4 6 10	4 3	14	0	2	2	0	1	14	14
10	Charles Bediako	C 15:31	2-2	0-0	0-0	1 3 4	2 0	4	0	0	1	2	0	-10	-10
5	Jaden Shackelford	G 37:20	6-12	2-6	0-1	2 3 5	1 2	14	4	1	1	0	0	6	6
13	Jahvon Quinerly	G 35:14	4-11	2-6	8-11	0 0 0	3 8	18	4	5	1	0	0	5	5
14	Keon Ellis	G 31:26	3-7	1-4	2-2	1 5 6	3 2	9	0	2	1	0	0	17	17
0	Noah Gurley	17:20	4-6	0-1	0-1	0 2 3	3 4	5	0	0	1	1	0	0	15
2	Darius Miles	16:00	3-4	0-0	0-1	2 0 2	0 2	6	0	0	1	2	0	1	1
3	JD Davison	20:33	3-6	0-2	1-2	0 5 5	0 1	7	3	7	0	1	0	-3	-3
Team						0 0 0				0	0				
Totals			31-57	5-19	13-22	10 25 35	17 20	81	11	17	8	6	1	9	

Shooting By Period		
1 st FG%	14-29	48.3%
3PT%	3-10	30.0%
FT%	2-6	33.3%
2 nd FG%	17-28	60.7%
3PT%	2-9	22.2%
FT%	11-16	68.8%
GM FG%	31-57	54.4%
3PT%	5-19	26.3%
FT%	13-22	59.1%

Dead Ball Rebounds: 4, 1

Technical Fouls: NONE

Drake - 71

Record: 3-2

NO.	Name	Min	FG	3P	FT	Rebounds	Fouls	TP	AS	TO	ST	Blocks	BS	BA	+/
2	Tremell Murphy	F 29:31	2-6	0-2	2-2	2 5 7	3 1	6	0	4	0	0	0	-21	-21
4	ShanQuan Hemphill	F 30:09	6-11	1-1	2-6	4 2 6	3 5	15	0	1	1	0	2	-5	-5
51	Darnell Brodie	F 21:07	3-7	0-0	0-1	1 2 3	2 3	6	2	2	0	1	1	-14	-14
00	D.J. Wilkins	G 29:28	6-11	3-7	2-2	1 1 2	1 3	17	0	1	0	0	1	7	7
1	Roman Penn	G 28:49	1-5	0-1	2-4	2 4 6	3 3	4	6	4	2	0	1	-9	-9
12	Tucker DeVries	29:39	5-14	3-7	2-2	2 3 5	3 1	15	1	0	0	0	1	1	1
3	Garrett Sturtz	21:16	4-5	0-0	0-0	2 2 2	1 1	8	0	1	3	0	0	0	0
24	Nate Ferguson	03:41	0-1	0-0	0-0	1 1 2	0 0	0	0	0	0	0	0	0	0
18	Ayo Akinwale	08:20	0-3	0-1	0-0	0 0 0	2 0	0	1	0	1	0	0	-8	-8
Team						0 0 0				0	1				
Totals			27-63	7-19	10-17	13 20 33	20 17	71	10	15	7	1	6	-9	

Technical Fouls: NONE

		ALA	DRA
Biggest lead	15 (1 st 3:46)	4 (1 st 7:42)	
Best Scoring Run	15 (1 st 7:08)	11 (1 st 0:00)	
Lead Changes	3		
Times Tied	7		
Time with Lead	27:38	08:01	

Points from		ALA	DRA
Turnovers		18	19
Paint		46	32
Second Chance		15	13
Fast Breaks		10	5
Bench		21	23

Period by Period Scoring		
1st	2nd	TOT
ALA	33	47
DRA	29	42

GAME 7



Official Basketball Box Score - Final
Miami (FL) at Alabama
 11/28/21 HP Field House, Lake Buena Vista, Fla.
 2021-22 Men's Basketball

Game Time: 5:30 PM
 Game Duration: 1:55
 Attendance: 3,127

Officials: Rick Crawford, DJ Carstensen, Tyler Kumpf

Miami (FL) - 64

Record: 4-3

NO.	Name	Min	FG	3P	FT	Rebounds	Fouls	TP	AS	TO	ST	Blocks	BS	BA	+/
21	Sam Waardenburg	F 19:46	1-2	0-0	0-0	0 0 0	2 0	2	1	1	1	1	1	-20	-20
2	Isaiah Wong	G 30:58	4-7	0-2	6-6	0 3 3	3 0	14	3	1	0	0	0	-30	-30
3	Charlie Moore	G 28:36	5-11	2-4	0-0	0 1 1	4 0	12	1	3	1	0	1	-19	-19
11	Jordan Miller	G 24:04	2-4	0-2	2-4	1 4 5	2 3	6	0	1	2	1	0	-14	-14
23	Kameron McGusty	G 33:42	6-13	2-4	3-4	3 7 10	4 2	21	1	4	2	0	1	-15	-15
4	Bensley Joseph	15:26	0-1	0-0	0-1	0 3 3	2 3	0	0	2	0	0	0	-22	-22
1	Anthony Walker	10:12	0-2	0-1	2-2	0 0 0	0 2	2	0	0	1	0	0	-6	-6
55	Wooga Poplar	15:21	1-6	0-3	1-2	0 0 0	0 2	3	0	1	0	0	0	-14	-14
14	Rodney Miller Jr.	12:28	1-2	0-0	0-0	0 0 0	2 0	2	0	0	1	0	0	0	0
22	Deng Oak	05:38	1-1	0-0	0-0	0 1 1	0 1	2	0	0	0	0	0	-12	-12
10	Filippos Gkogkos	02:11	0-1	0-0	0-0	0 0 0	0 0	0	0	0	0	0	0	-4	-4
32	Thomas Osterbroek	01:38	0-0	0-0	0-0	0 0 0	0 0	0	0	0	0	0	0	-4	-4
Team						0 0 0				0	0				
Totals			23-50	4-17	14-20	4 19 23	16 16	64	6	13	8	2	3	-32	

Technical Fouls: Waardenburg 1st 13:28

Shooting By Period		
1 st FG%	11-27	40.7%
3PT%	1-8	12.5%
FT%	7-9	77.8%
2 nd FG%	12-23	52.2%
3PT%	3-9	33.3%
FT%	7-11	63.6%
GM FG%	23-50	46.0%
3PT%	4-17	23.5%
FT%	14-20	70.0%

Dead Ball Rebounds: 1, 1

Alabama - 96

2021-22 BOX SCORES

GAME 9



Official Basketball Box Score - Final
Houston at Alabama
 12/11/21 Coleman Coliseum, Tuscaloosa
 2021-22 Men's Basketball

Game Time: 9:00 PM
 Game Duration: 2:28
 Attendance: 10,613

Officials: Joe Lindsay, Mike Nance, Rob Rorkie

Houston - 82

Record: 8-2

NO. Name	Min	FG M-A	3P M-A	FT M-A	Rebounds OR DR TOT	Fouls PF FD	TP	AS	TO	ST	Blocks BS BA	+/-
32 Reggie Chaney	F 12:39	1-1	0-0	0-0	0 1 1	4 1	2	2	1	0	1 0	-6
35 Fabian White Jr	F 24:40	5-9	1-2	0-0	4 2 6	4 2	11	1	1	1	0 0	-5
0 Marcus Sasser	G 39:11	8-25	4-14	5-5	0 5 5	1 1	25	1	2	1	0 0	0
1 Jamal Shead	G 29:11	5-12	1-1	1-2	1 0 1	4 3	12	3	2	2	0 1	10
11 Kyler Edwards	G 21:24	2-7	2-6	0-1	0 4 4	4 3	6	1	1	0	0 0	-11
12 Tramon Mark	17:52	0-6	0-2	0-0	0 2 2	3 0	0	0	1	1	1 0	-1
25 Josh Carlton	20:58	5-7	0-0	4-5	3 3 6	3 3	14	0	1	1	3 0	7
13 J'Wan Roberts	21:43	4-4	0-0	1-6	9 4 13	2 5	9	1	0	0	0 0	2
4 Taze Moore	12:22	1-2	1-1	0-0	0 0 0	3 0	3	2	0	2	1 0	-1
Team					4 1 5		0	1				
Totals		31-73	9-26	11-19	21 22 43	28 20	82	11	10	8	6 1	-1

Technical Fouls: NONE

Alabama - 83

Record: 8-1

NO. Name	Min	FG M-A	3P M-A	FT M-A	Rebounds OR DR TOT	Fouls PF FD	TP	AS	TO	ST	Blocks BS BA	+/-
4 Juwan Gary	F 28:43	6-13	1-3	6-9	3 1 4	4 5	19	0	0	0	1 3	-1
10 Charles Bediako	C 16:17	3-3	0-0	1-2	0 1 1	5 1	7	1	1	0	0 0	7
5 Jaden Shackelford	G 36:17	6-10	5-7	1-1	0 8 8	3 4	18	1	1	1	0 0	5
13 Jahvon Quinerly	G 32:19	7-11	1-2	2-2	0 3 3	1 4	17	8	3	2	0 1	2
14 Keon Ellis	G 28:51	0-5	0-4	4-4	1 2 3	1 4	4	0	2	1	0 1	1
0 Noah Gurley	17:12	1-1	0-0	6-7	0 1 1	5 4	8	2	2	0	0 0	-2
2 Darius Miles	13:49	0-3	0-2	0-1	0 1 1	0 2	0	0	1	0	0 0	-1
3 JD Davison	26:32	3-4	0-0	4-5	1 8 9	1 4	10	2	2	0	0 1	-6
Team					2 2 4		0	0				
Totals		26-50	7-18	24-31	7 27 34	21 28	83	14	12	4	1 6	1

Technical Fouls: Coach 1st 4:16

	HOU	Bama
Biggest lead	3 (1 st 18:03)	8 (1 st 3:55)
Best Scoring Run	7 (1 st 2:50)	9 (1 st 15:12)
Lead Changes	15	8
Times Tied	11	
Time with Lead	04:47	28:38

Points from	HOU	Bama
Turnovers	16	6
Paint	38	36
Second Chance	23	8
Fast Breaks	8	18
Bench	26	18

Period by Period Scoring	1st	2nd	TOT
HOU	41	41	82
Bama	44	39	83

GAME 10



Official Basketball Box Score - Final
Alabama at Memphis
 12/14/21 FedExForum, Memphis, TN
 2021-22 Men's Basketball

Game Time: 8:00 PM
 Game Duration: 2:09
 Attendance: 15,266

Officials: Doug Shows, Wil Howard, Michael Roberts

Alabama - 78

Record: 8-2

NO. Name	Min	FG M-A	3P M-A	FT M-A	Rebounds OR DR TOT	Fouls PF FD	TP	AS	TO	ST	Blocks BS BA	+/-
4 Juwan Gary	F 20:39	3-6	1-2	0-0	0 2 2	5 1	7	0	3	0	0 0	-9
10 Charles Bediako	C 18:43	4-5	0-0	1-2	0 0 0	3 2	9	0	0	2	1 1	-14
5 Jaden Shackelford	G 35:31	4-12	1-4	1-2	3 5 8	2 1	10	1	4	3	0 1	-9
13 Jahvon Quinerly	G 28:19	4-11	2-8	2-2	2 4 6	2 2	12	4	5	1	0 0	-16
14 Keon Ellis	G 32:05	7-14	3-10	2-2	3 3 6	2 1	19	1	3	2	1 1	-8
3 JD Davison	32:24	3-6	0-1	2-4	5 0 5	2 3	8	10	3	1	0 0	-8
2 Darius Miles	17:22	3-5	3-4	0-0	0 0 0	4 1	9	0	1	0	0 0	7
0 Noah Gurley	14:57	2-6	0-4	0-0	1 1 2	0 1	4	0	0	0	0 0	-13
Team					0 2 2		0	1				
Totals		30-65	10-33	8-12	14 17 31	20 12	78	16	20	11	3 3	-14

Technical Fouls: NONE

Memphis - 92

Record: 6-4

NO. Name	Min	FG M-A	3P M-A	FT M-A	Rebounds OR DR TOT	Fouls PF FD	TP	AS	TO	ST	Blocks BS BA	+/-
1 Emoni Bates	F 14:59	1-6	1-3	4-4	0 2 2	0 2	7	1	3	1	0 1	4
3 Landers Nolley II	F 35:44	5-14	3-9	0-0	2 2 4	0 1	13	6	1	4	0 0	15
12 DeAndre Williams	F 32:44	7-10	1-2	5-6	0 3 3	2 3	20	6	1	3	1 0	13
2 Jalen Duren	C 26:46	7-9	0-0	0-1	4 2 6	3 4	14	2	2	0	1 1	4
10 Alex Lomax	G 30:24	3-5	0-0	1-2	3 2 5	1 1	7	3	5	1	0 0	7
11 Lester Quinones	26:27	2-5	0-3	8-9	1 3 4	1 7	12	1	2	2	0 0	9
23 Malcolm Dandridge	10:06	3-3	0-0	0-0	0 1 1	0 0	6	0	1	1	1 0	0
25 Jayden Hardaway	02:04	0-2	0-1	0-0	0 0 0	0 0	0	0	0	0	0 0	-10
20 Josh Minott	04:23	1-1	0-0	0-0	1 0 1	1 0	2	0	0	0	0 0	1
14 Tyler Harris	16:23	3-5	3-5	2-3	0 2 2	4 2	11	1	2	0	0 1	9
Team					2 3 5		0	0				
Totals		32-60	8-23	20-25	13 20 33	12 20	92	20	17	12	3 3	14

Technical Fouls: NONE

	ALA	MEM
Biggest lead	5 (1 st 12:17)	19 (2 nd 12:36)
Best Scoring Run	7 (1 st 15:01)	12 (2 nd 12:36)
Lead Changes	4	
Times Tied	4	
Time with Lead	09:34	26:47

Points from	ALA	MEM
Turnovers	18	29
Paint	38	44
Second Chance	17	11
Fast Breaks	18	20
Bench	21	31

Period by Period Scoring	1st	2nd	TOT
ALA	32	46	78
MEM	37	55	92

GAME 11



Official Basketball Box Score - Final
Jacksonville St. at Alabama
 12/18/21 Coleman Coliseum, Tuscaloosa
 2021-22 Men's Basketball

Game Time: 7:30 PM
 Game Duration: 1:59
 Attendance: 10,064

Officials: Tony Greene, Josue Nieves, Troy Mathis

Jacksonville St. - 59

Record: 5-6

NO. Name	Min	FG M-A	3P M-A	FT M-A	Rebounds OR DR TOT	Fouls PF FD	TP	AS	TO	ST	Blocks BS BA	+/-
11 Kayne Henry	F 25:14	4-7	2-3	0-0	1 2 3	1 1	10	1	1	0	1 0	-1
50 Brandon Huffman	C 13:35	1-3	0-0	0-2	0 2 2	3 2	2	0	1	1	0 0	-2
1 Demaree King	G 26:16	1-10	1-7	0-0	1 1 2	0 1	3	3	1	0	0 2	-12
22 Jalen Gibbs	G 27:13	3-9	2-7	4-6	1 2 3	4 3	12	0	1	0	0 0	11
23 Darian Adams	G 37:02	7-16	1-6	3-3	2 5 7	1 3	18	2	1	1	0 0	-8
0 Jalen Finch	20:44	2-5	0-1	0-0	0 3 3	2 2	4	1	1	0	0 0	-14
3 Maros Zeliznak	15:09	0-0	0-0	0-0	0 2 2	5 0	0	0	1	0	0 0	-5
10 Juwan Perdue	16:47	1-6	0-0	1-3	4 0 4	2 2	3	0	2	0	0 1	0
13 Jay Pal	18:00	3-5	0-1	1-2	2 5 7	2 3	7	0	0	0	1 1	-1
Team					2 3 5		0	1				
Totals		22-61	6-25	9-16	13 25 38	20 17	59	7	9	4	3 8	-6

Technical Fouls: NONE

Alabama - 65

Record: 9-2

NO. Name	Min	FG M-A	3P M-A	FT M-A	Rebounds OR DR TOT	Fouls PF FD	TP	AS	TO	ST	Blocks BS BA	+/-
4 Juwan Gary	F 14:48	2-3	0-1	0-0	0 0 0	3 1	4	0	1	0	1 0	-9
10 Charles Bediako	C 20:50	3-4	0-0	1-2	1 6 7	5 5	7	1	3	2	5 0	4
5 Jaden Shackelford	G 34:03	0-6	0-5	0-0	2 2 4	2 1	0	2	2	0	1 0	4
13 Jahvon Quinerly	G 35:41	6-11	2-4	1-4	0 5 5	1 7	15	4	2	1	0 1	13
14 Keon Ellis	G 38:15	6-12	4-10	4-4	2 8 10	2 2	20	3	1	0	0 0	8
2 Darius Miles	26:40	3-8	2-5	2-2	3 4 7	2 2	10	3	0	1	1 0	18
0 Noah Gurley	16:12	2-5	0-2	1-2	1 2 3	2 1	5	1	0	0	0 0	3
3 JD Davison	13:31	1-7	0-3	2-2	1 1 3	0 1	4	1	2	1	0 2	-11
Team					0 2 2		0	0				
Totals		23-56	8-30	11-16	11 30 41	17 20	65	15	11	5	8 3	6

Technical Fouls: NONE

	JSU	BAMA
Biggest lead	7 (1 st 7:48)	16 (2 nd 4:49)
Best Scoring Run	9 (2 nd 2:09)	10 (2 nd 5:16)
Lead Changes	6	
Times Tied	5	
Time with Lead	10:45	26:04

Points from	JSU	BAMA
Turnovers	15	13
Paint	28	30
Second Chance	10	10
Fast Breaks	2	19
Bench	14	19

Period by Period Scoring	1st	2nd	TOT
JSU	28	31	59
BAMA	29	36	65

GAME 12



Official Basketball Box Score - Final
Davidson at Alabama
 12/21/21 Legacy Arena, Birmingham, Ala.
 2021-22 Men's Basketball

Game Time: 6:00 PM
 Game Duration: 1:54
 Attendance: 9,781

Officials: Doug Shows, Todd Austin, Owens Shortt

Davidson - 79

Record: 9-2

Team													Shooting By Period			
NO. Name	Min	FG		3P	FT	Rebounds		Fouls	TP	AS	TO	ST	Blocks		+/-	
		M	A	M	A	OR	DR	PF					FD	BS		BA
3 Sam Mennenga	F 22:51	2-4	0-0	0-0	1	3	4	4	3	4	0	2	0	0	9	
35 Luka Brajkovic	F 30:57	10-16	2-4	0-0	2	5	7	2	22	3	3	1	1	1	7	
0 Foster Loyer	G 33:52	3-7	3-7	2-2	0	5	5	2	4	11	8	1	2	0	13	
1 Hyunjung Lee	G 30:32	6-12	4-8	1-1	1	3	4	1	2	17	3	2	0	0	-5	
13 Michael Jones	G 31:24	8-11	3-3	2-2	0	1	1	2	1	21	4	2	1	0	6	
4 Desmond Watson	16:33	0-3	0-1	0-0	0	3	3	1	0	0	2	0	1	1	-18	
5 Grant Huffman	18:19	1-2	0-0	0-0	0	1	1	1	0	2	0	0	0	0	1	
32 Nelson Boachie-Adom	15:32	1-3	0-1	0-0	0	0	0	0	0	2	2	1	1	0	-8	
Team					0	2	2		0	0						
Totals		31-58	12-24	5-5	4	23	27	13	12	79	22	11	6	3	4	1
													Dead Ball Rebounds:			

2021-22 BOX SCORES

GAME 13



Official Basketball Box Score - Final
Tennessee at Alabama
 12/29/21 Coleman Coliseum, Tuscaloosa
 2021-22 Men's Basketball

Game Time: 8:00 PM
 Game Duration: 2:13
 Attendance: 10,427

Officials: Joe Lindsay, Chuck Jones, Owen Shortt

Tennessee - 68

Record: 9-3 (0-1)

NO. Name	Min	FG	3P	FT	Rebounds	Fouls	TP	AS	TO	ST	Blocks	+/-
M-A	M-A	M-A	OR DR TOT	PF FD							BS BA	
13 Olivier Nkamhoua	F 32:39	6-17	1-4	2-2	4 5 9	1 4	15	1	0	0	1 2	-11
33 Uros Plavsic	F 19:23	0-3	0-0	0-0	6 8	4 5 9	3 4	6	0	2	0 1	4
5 Zakai Zeigler	G 26:59	2-7	0-3	7-8	0 1 1	4 6	11	4	4	2	0 0	-4
25 Santiago Vescovi	G 32:28	5-11	3-8	0-0	0 6 6	5 0	13	3	1	3	0 0	-4
30 Josiah-Jordan James	G 33:18	1-8	1-7	0-0	0 3 3	2 1	3	1	0	1	0 0	1
2 Brandon Huntley-Hatfield	15:28	4-7	0-1	0-0	0 2 2	0 0	8	0	2	0	1 0	-4
12 Victor Bailey Jr.	20:09	2-7	1-4	2-2	1 0 1	4 1	7	1	0	0	0 0	-5
24 Justin Powell	15:28	2-3	1-2	0-0	1 2 3	0 0	5	0	2	2	0 0	-5
15 Jahmai Mashack	04:08	0-0	0-0	0-0	0 0 0	0 1	0	0	0	2	0 0	3
Team					0 1 1		0					
Totals		22-63	7-29	17-20	10 25 35	19 17	68	10	11	10	2 3	-5

Technical Fouls: NONE

Shooting By Period	1st	2nd	3rd	4th	OT
FG%	13-32 40.6%	4-13 30.8%	3-4 75%	9-31 29.0%	3-16 18.8%
3PT%	1-4 25%	1-4 25%	1-4 25%	1-4 25%	1-4 25%
FT%	14-16 87.5%	22-63 34.9%	7-29 24.1%	17-20 85.0%	
GM FG%	22-63 34.9%	7-29 24.1%	17-20 85.0%		
Dead Ball Rebounds:	2	0			

Alabama - 73

Record: 10-3 (1-0)

NO. Name	Min	FG	3P	FT	Rebounds	Fouls	TP	AS	TO	ST	Blocks	+/-
M-A	M-A	M-A	OR DR TOT	PF FD							BS BA	
4 Juwan Gary	F 20:24	1-3	0-1	0-0	3 1 4	4 1	2	0	1	3	1 0	3
10 Charles Bediako	C 12:48	0-1	0-0	5-8	2 1 3	2 5	5	0	0	0	0 0	-6
5 Jaden Shackelford	G 37:24	5-17	2-10	0-0	2 2 4	0 1	12	0	2	1	0 1	2
13 Jahvon Quinerly	G 28:48	7-13	1-7	3-4	0 4 4	4 4	18	3	3	1	0 0	3
14 Keon Ellis	G 35:46	3-9	2-6	1-3	0 9 9	3 2	9	5	0	1	1 1	11
0 Noah Gurley	31:49	8-10	2-4	2-2	1 9 10	3 2	20	0	1	0	1 0	8
22 Keon Ambrose-Hylton	07:08	1-3	0-0	0-0	1 0 1	0 0	2	0	0	0	0 0	2
1 Jusaun Holt	03:19	0-1	0-1	0-0	0 1 1	0 0	0	0	0	0	0 0	-6
3 JD Davison	22:34	1-3	0-2	3-4	1 5 6	1 4	5	3	8	1	0 0	8
Team					1 0 1		0					
Totals		26-60	7-31	14-21	11 32 43	17 19	73	11	15	7	3 2	5

Technical Fouls: NONE

	Tenn	Bama
Biggest lead	10 (1st 3:23)	5 (1st 12:38)
Best Scoring Run	8 (1st 7:52)	12 (2nd 19:28)
Lead Changes	7	
Times Tied	8	
Time with Lead	27:57	05:38

Points from Turnovers	Tenn	Bama
Turnovers	16	17
Paint	22	38
Second Chance	9	8
Fast Breaks	9	5
Bench	20	27

Period by Period Scoring	1st	2nd	TOT
Tenn	33	35	68
Bama	33	40	73

GAME 14



Official Basketball Box Score - Final
Alabama at Florida
 01/05/22 Exactech Arena at Stephen C. O'Connell Center, Gainesville
 2021-22 Men's Basketball

Game Time: 7:00 PM
 Game Duration: 2:16
 Attendance: 10,210

Officials: Don Daly, Mike Nance, Vladimir Voyard-Tadai

Alabama - 83

Record: 11-3 (2-0)

NO. Name	Min	FG	3P	FT	Rebounds	Fouls	TP	AS	TO	ST	Blocks	+/-
M-A	M-A	M-A	OR DR TOT	PF FD							BS BA	
4 Juwan Gary	F 27:45	7-11	1-3	4-4	4 4 8	0 2	19	1	0	2	1 0	13
10 Charles Bediako	C 24:34	4-8	0-1	3-4	6 1 7	4 3	11	1	2	2	2 3	3
5 Jaden Shackelford	G 36:02	4-12	3-8	3-4	2 1 3	2 3	14	1	2	0	0 22	
13 Jahvon Quinerly	G 32:08	7-18	2-9	3-4	1 4 5	1 4	19	5	4	1	0 1	15
14 Keon Ellis	G 31:42	5-11	2-7	1-1	1 3 4	3 3	13	2	2	4	1 0	10
0 Noah Gurley	06:04	1-2	1-1	0-0	1 0 1	5 0	3	0	1	0	0 0	12
2 Darius Miles	13:21	0-3	0-2	0-0	0 2 2	3 1	2	0	1	0	1 0	1
3 JD Davison	20:08	0-3	0-1	2-2	0 2 2	1 2	2	4	1	0	0 0	-5
22 Keon Ambrose-Hylton	08:16	1-4	0-0	0-0	1 2 3	2 2	2	1	0	1	0 1	-3
Team					4 1 5		0					
Totals		29-72	9-32	16-19	20 20 40	21 20	83	16	12	13	5 7	13

Technical Fouls: NONE

Shooting By Period	1st	2nd	3rd	4th	OT
FG%	11-35 31.4%	5-17 29.4%	9-11 81.8%	18-37 48.6%	4-15 26.7%
3PT%	1-4 25%	1-4 25%	1-4 25%	1-4 25%	1-4 25%
FT%	14-16 87.5%	22-63 34.9%	7-29 24.1%	17-20 85.0%	
GM FG%	29-72 40.3%	9-32 28.1%	16-19 84.2%		
Dead Ball Rebounds:	1	0			

Florida - 70

Record: 9-4 (0-1)

NO. Name	Min	FG	3P	FT	Rebounds	Fouls	TP	AS	TO	ST	Blocks	+/-
M-A	M-A	M-A	OR DR TOT	PF FD							BS BA	
4 Anthony Duruji	F 23:02	1-1	1-1	2-4	2 4 6	3 3	5	1	0	0	3 0	-18
12 Colin Castleton	F 29:46	7-10	0-0	5-7	5 2 7	3 5	19	1	4	2	1 0	-18
0 Myreon Jones	G 33:55	4-14	3-12	0-0	0 7 7	2 0	11	1	4	0	0 0	-6
22 Tyreese Appleby	G 29:44	1-6	0-3	7-10	0 1 1	2 5	9	5	4	0	0 0	-12
23 Brandon McKissic	G 25:52	2-2	2-2	1-2	1 2 3	3 1	7	1	3	1	0 0	-15
33 Jason Jitoboh	10:14	2-3	0-0	2-3	2 1 3	3 3	6	1	0	0	2 0	5
24 Philandrous Fleming Jr.	16:26	0-6	0-2	0-0	1 1 2	0 3	0	1	3	2	0 1	-9
1 CJ Felder	22:05	5-10	2-3	0-0	2 4 6	3 0	12	0	2	0	1 4	4
14 Kowace Reeves	05:08	0-0	0-0	1-2	0 0 0	0 1	1	1	0	0	0 0	-5
10 Elijah Kennedy	03:48	0-0	0-0	0-0	0 0 0	1 0	0	0	0	0	0 0	-1
Team					2 3 5		0					
Totals		22-52	8-23	18-28	15 25 40	20 21	70	12	20	5	7 5	-13

Technical Fouls: NONE

	ALA	FLA
Biggest lead	15 (2nd 12:18)	7 (1st 4:57)
Best Scoring Run	14 (2nd 12:18)	6 (1st 10:05)
Lead Changes	7	
Times Tied	8	
Time with Lead	24:58	10:16

Points from Turnovers	ALA	FLA
Turnovers	21	10
Paint	40	26
Second Chance	16	21
Fast Breaks	12	5
Bench	7	19

Period by Period Scoring	1st	2nd	TOT
ALA	36	47	83
FLA	39	31	70

GAME 15



Official Basketball Box Score - Final
Alabama at Missouri
 01/08/22 Mizou Arena, Columbia, Mo.
 Mizou vs. #15 Alabama

Game Time: 2:30 PM
 Game Duration: 2:05
 Attendance: 10,963

Officials: Tony Greene, Byron Jarrett, Will Howard

Alabama - 86

Record: 11-4 (2-1)

NO. Name	Min	FG	3P	FT	Rebounds	Fouls	TP	AS	TO	ST	Blocks	+/-
M-A	M-A	M-A	OR DR TOT	PF FD							BS BA	
4 Juwan Gary	F 24:24	4-8	0-2	1-3	2 1 3	4 3	9	0	0	1	1 1	-11
10 Charles Bediako	C 07:52	1-4	0-0	0-0	2 2 4	1 0	2	1	0	0	0 0	-10
5 Jaden Shackelford	G 36:04	5-15	3-8	4-4	0 2 2	1 2	17	2	1	0	0 3	-10
13 Jahvon Quinerly	G 32:39	9-13	0-2	1-3	2 3 5	2 4	19	4	1	0	0 1	2
14 Keon Ellis	G 28:38	4-9	2-6	2-2	1 1 2	3 1	12	1	1	4	0 0	-18
0 Noah Gurley	25:10	4-6	1-1	0-0	0 2 2	2 0	9	1	0	0	0 0	12
3 JD Davison	25:01	5-8	2-3	1-2	1 6 7	1 2	13	4	1	1	2 0	10
2 Darius Miles	18:47	1-4	1-2	2-2	2 1 3	4 2	5	2	1	0	3 0	0
22 Keon Ambrose-Hylton	01:25	0-0	0-0	0-0	0 0 0	0 0	0	0	1	0	0 0	-5
Team					1 2 3		0					
Totals		33-67	9-24	11-16	11 20 31	18 14	86	15	7	6	6 5	-6

Technical Fouls: NONE

Shooting By Period	1st	2nd	3rd	4th	OT
FG%	17-32 53.1%	6-12 50.0%	3-5 60%	16-35 45.7%	3-12 25.0%
3PT%	1-2 50.0%	3-8 37.5%	1-4 25%	8-11 72.7%	
FT%	11-16 68.8%	33-67 49.3%	9-24 37.5%	11-16 68.8%	
GM FG%	17-32 53.1%	6-12 50.0%	3-5 60%	16-35 45.7%	3-12 25.0%
Dead Ball Rebounds:	1	0			

Missouri - 92

Record: 7-7 (1-1)

NO. Name	Min	FG	3P	FT	Rebounds	Fouls	TP	AS	TO	ST	Blocks	+/-
M-A	M-A	M-A	OR DR TOT	PF FD							BS BA	
23 Trevon Brazile	F 23:24	3-4	0-0	3-5	1 6 7	1 3	9	3	0	1	3 0	5
24 Kobe Brown	F 31:05	9-13	2-3	10-11	5 8 13	4 8	30	4	1	0	1 15	
4 Jaron Pickett	G 38:55	7-12	0-1	1-1	2 1 3	1 1	15	3	0	0	1 0	16
5 Jaron Coleman	G 32:19	5-17	4-11	4-6	3 5 8	3 3	18	6	3	0	0 2	0
12 Donjuan Gordon	G 29:58	5-12	2-6	3-4	0 2 2	4 2	15	1	4	2	0 2	2
21 Ronnie DeGray III	21:48	1-2	1-1	0-0	2 1 3	1 0	3	0	1	0	0 0	-7
13 Kaleb Brown	18:27	1-2	0-1	0-0	0 3 3	0 1	2	2	1	0	1 0	7
32 Jordan Wilmore	02:59	0-0	0-0	0-0	0 0 0	0 0	0	0	0	0	0 0	3
2 Sean Durugordon	01:05	0-1	0-1	0-0	0 0 0	0 0	0	0	0	0	0 0	-1
Team					3 1 4		0					
Totals		31-63	9-24	21-27	16 27 43	14 18	92	19	10	4	5 6	6

Technical Fouls: NONE

	UA	MIZ
Biggest lead	8 (1st 1:51)	18 (2nd 10:44)
Best Scoring Run	9 (1st 15:09)	9 (1st

2021-22 BOX SCORES

GAME 17



Official Basketball Box Score - Final
Alabama at Mississippi St.
 01/15/22 Humphrey Coliseum, Starkville
 2021-22 Men's Basketball

Game Time: 5:02 PM
 Game Duration: 2:19
 Attendance: 8,090

Officials: Terry Wymer, Chuck Jones, Todd Austin

Alabama - 76

Record: 11-6 (2-3)

NO. Name	Min	FG	3P	FT	Rebounds	Fouls	TP	AS	TO	ST	Blocks	+/-
		M-A	M-A	M-A	OR DR TOT	PF FD					BS BA	
0 Noah Gurley	F 13:19	1-2	0-1	0-0	1 1 2	5 0	2	0	2	0	0	1
10 Charles Bediako	C 20:30	3-5	0-0	5-6	1 5 6	1 4	11	2	0	1	1	0
5 Jaden Shackelford	G 32:03	6-16	1-9	4-5	1 4 5	0 3	17	1	1	2	0	1
13 Jahvon Quinerly	G 23:18	1-5	0-2	3-4	1 0 1	3 5	5	2	4	0	0	-4
14 Keon Ellis	G 34:13	3-10	3-6	5-5	2 5 7	4 2	14	3	1	2	1	1
4 Juwan Gary	08:26	1-3	0-2	0-0	0 0 0	4 0	2	0	1	0	1	-9
3 JD Davison	29:42	2-4	1-3	0-0	0 1 1	3 1	5	2	3	0	0	-1
2 Darius Miles	19:42	4-7	2-4	4-4	4 2 6	1 3	14	1	2	0	0	3
1 Jusaun Holt	01:49	0-0	0-0	0-0	1 0 1	1 0	0	1	0	0	0	1
33 James Rojas	16:58	1-4	1-2	3-4	2 0 2	4 3	6	0	1	2	0	1
Team					0 1 1			0	0			
Totals		22-56	8-29	24-28	13 19 32	26 21	76	12	15	7	3	-2

Technical Fouls: NONE

Mississippi St. - 78

Record: 12-4 (3-1)

NO. Name	Min	FG	3P	FT	Rebounds	Fouls	TP	AS	TO	ST	Blocks	+/-
		M-A	M-A	M-A	OR DR TOT	PF FD					BS BA	
10 Garrison Brooks	F 33:03	6-12	0-3	4-6	5 5 10	2 5	16	0	0	1	1	-1
13 D.J. Jeffries	F 23:24	2-6	1-4	0-1	0 2 2	1 1	5	1	2	1	1	-3
35 Tolu Smith	F 19:48	2-6	0-0	2-2	3 1 4	2 5	6	0	2	0	0	2
1 Iverson Molinar	G 35:01	8-17	1-2	7-8	1 5 6	2 4	24	3	2	0	1	7
3 Shakeel Moore	G 26:17	3-10	0-4	9-9	1 4 5	2 5	15	1	1	1	0	1
2 Javian Davis	04:33	0-0	0-0	0-0	0 1 1	2 0	0	0	1	0	0	3
0 Rocket Watts	08:01	0-2	0-2	0-0	0 0 0	0 0	0	1	1	0	0	-4
11 Andersson Garcia	24:21	2-4	0-1	4-8	3 4 7	2 6	8	1	2	2	0	3
4 Cameron Matthews	22:42	1-2	0-0	2-4	4 1 5	4 3	4	1	1	1	0	3
20 Derek Fountain	01:33	0-0	0-0	0-0	0 1 1	0 0	0	0	0	0	0	-2
5 Cam Carter	01:17	0-0	0-0	0-0	0 0 0	0 0	0	0	0	0	0	-1
Team					1 1 2			0	0			
Totals		24-59	2-16	28-38	18 25 43	21 26	78	9	13	8	2	3

Technical Fouls: NONE

	ALA	MSU
Biggest lead	5 (1 st 16:29)	8 (2 nd 1:34)
Best Scoring Run	6 (1 st 1:33)	7 (1 st 14:42)
Lead Changes	19	

Points from	ALA	MSU
Turnovers	13	22
Paint	28	34
Second Chance	16	21

Period by Period Scoring	1st	2nd	TOT
ALA	41	35	76

GAME 18



Official Basketball Box Score - Final
LSU at Alabama
 01/19/22 Coleman Coliseum, Tuscaloosa
 2021-22 Men's Basketball

Game Time: 6:00 PM
 Game Duration: 2:26
 Attendance: 10,368

Officials: Don Daly, Steven Anderson, Michael Roberts

LSU - 67

Record: 15-3 (3-3)

NO. Name	Min	FG	3P	FT	Rebounds	Fouls	TP	AS	TO	ST	Blocks	+/-
		M-A	M-A	M-A	OR DR TOT	PF FD					BS BA	
4 Darius Days	F 11:42	2-5	1-3	0-0	1 1 2	2 0	5	0	0	0	0	-7
5 Mwani Wilkinson	F 31:51	0-2	0-2	0-0	0 1 1	4 0	0	3	1	3	4	-3
15 Elton Reid	C 23:05	2-4	0-0	0-0	1 4 5	5 0	4	0	4	0	1	15
0 Brandon Murray	G 32:03	7-16	3-6	2-3	2 4 6	2 1	19	1	4	1	0	-10
2 Eric Gaines	G 33:55	3-11	3-7	0-0	1 3 4	2 0	9	2	3	1	0	10
3 Alex Fudge	18:03	0-1	0-1	0-0	0 4 4	4 1	0	0	1	0	0	-1
11 Justice Williams	13:10	1-4	1-1	0-0	0 0 0	1 0	3	0	2	0	0	-9
13 Tari Eason	30:36	9-13	2-2	6-10	3 7 10	4 7	26	0	4	2	2	0
24 Shareef O'Neal	05:35	0-0	0-0	1-2	0 0 0	0 1	1	0	0	0	0	-10
Team					1 3 4		0	1				
Totals		24-56	10-22	9-15	9 27 36	25 10	67	6	20	7	7	-3

Technical Fouls: Coach 2nd 8:06

Alabama - 70

Record: 12-6 (3-3)

NO. Name	Min	FG	3P	FT	Rebounds	Fouls	TP	AS	TO	ST	Blocks	+/-
		M-A	M-A	M-A	OR DR TOT	PF FD					BS BA	
0 Noah Gurley	F 23:53	2-5	0-2	2-8	4 3 7	1 5	6	1	5	0	2	-6
10 Charles Bediako	C 16:26	0-1	0-0	0-0	1 1 2	0 5	0	0	1	0	0	-12
3 JD Davison	G 18:20	2-7	0-4	0-0	1 2 3	1 0	4	1	3	0	0	-1
5 Jaden Shackelford	G 37:27	7-18	3-10	9-11	1 3 4	0 5	26	2	2	4	0	1
14 Keon Ellis	G 28:12	3-8	1-6	5-5	4 4 8	4 5	12	1	0	3	0	1
1 Jusaun Holt	02:35	0-0	0-0	0-0	0 0 0	0 0	0	0	0	0	0	0
4 Juwan Gary	07:09	0-2	0-1	0-0	1 1 2	1 0	0	0	0	0	1	10
13 Jahvon Quinerly	30:55	6-16	2-7	3-5	1 2 3	1 3	17	1	2	1	0	2
33 James Rojas	09:22	0-2	0-2	0-0	0 1 1	0 0	0	0	1	1	0	0
2 Darius Miles	25:41	1-2	1-2	2-3	0 6 6	2 1	5	0	2	1	0	0
Team					6 2 8		0	1				
Totals		21-61	7-34	21-32	19 25 44	10 24	70	6	17	10	3	7

Technical Fouls: NONE

	LSU	Bama
Biggest lead	5 (1 st 11:31)	13 (2 nd 8:06)
Best Scoring Run	9 (2 nd 5:41)	9 (1 st 8:12)
Lead Changes	11	15
Times Tied	5	
Time with Lead	07:38	30:06

Points from	LSU	Bama
Turnovers	17	21
Paint	26	28
Second Chance	11	15
Fast Breaks	9	6
Bench	30	22

Period by Period Scoring	1st	2nd	TOT
LSU	32	35	67
Bama	33	37	70

GAME 19



Official Basketball Box Score - Final
Missouri at Alabama
 01/22/22 Coleman Coliseum, Tuscaloosa
 2021-22 Men's Basketball

Game Time: 5:00 PM
 Game Duration: 2:01
 Attendance: 10,799

Officials: Pat Adams, K.B. Burdett Jr., Valdimir Voyard-Tadal

Missouri - 76

Record: 8-10 (2-4)

NO. Name	Min	FG	3P	FT	Rebounds	Fouls	TP	AS	TO	ST	Blocks	+/-
		M-A	M-A	M-A	OR DR TOT	PF FD					BS BA	
23 Trevon Brazile	F 12:30	3-4	1-2	0-0	2 1 3	0 1	7	0	1	1	2	0
24 Kobe Brown	F 37:33	3-13	0-3	0-0	5 5 10	4 2	6	4	2	1	1	-3
4 Javon Pickett	G 37:17	4-10	1-4	3-4	0 1 1	4 2	12	3	1	0	1	-9
5 Jarron Coleman	G 38:12	6-12	5-9	0-0	1 3 4	4 3	17	3	5	2	0	-6
12 Dajuan Gordon	G 26:20	5-9	2-3	0-0	3 1 4	5 3	12	2	1	1	1	2
1 Amari Davis	24:54	6-10	0-0	0-0	2 0 2	4 0	12	1	1	2	0	-16
21 Ronnie DeGray III	18:07	3-5	2-3	0-1	0 2 2	4 2	8	0	0	0	0	-11
11 Yaya Keita	03:23	1-2	0-0	0-0	0 1 1	0 0	2	0	0	0	0	1
13 Kaleb Brown	01:44	0-0	0-0	0-0	0 0 0	0 0	0	0	0	0	0	2
Team					1 2 3		0	0				
Totals		31-65	11-24	3-5	14 16 30	23 13	76	13	11	7	4	-10

Technical Fouls: NONE

Alabama - 86

Record: 13-6 (4-3)

NO. Name	Min	FG	3P	FT	Rebounds	Fouls	TP	AS	TO	ST	Blocks	+/-
		M-A	M-A	M-A	OR DR TOT	PF FD					BS BA	
0 Noah Gurley	F 17:05	3-3	0-0	2-4	3 0 3	0 2	8	1	1	0	1	-10
2 Darius Miles	F 16:16	2-4	1-3	2-3	2 2 4	3 4	7	0	2	0	1	0
3 JD Davison	G 31:37	4-8	3-4	6-8	1 3 4	1 4	17	2	2	1	0	9
5 Jaden Shackelford	G 32:30	6-16	2-6	7-7	2 5 7	1 5	21	1	0	1	0	2
14 Keon Ellis	G 32:08	3-6	3-4	0-0	3 0 3	4 0	9	1	2	3	1	0
13 Jahvon Quinerly	36:15	5-14	0-3	3-4	0 5 5	1 2	13	9	2	2	0	11
1 Jusaun Holt	10:46	0-2	0-2	0-0	0 0 0	0 1	0	0	0	0	0	-2
33 James Rojas	12:14	3-6	0-3	0-0	3 3 6	0 3	6	0	1	0	0	9
21 Britton Johnson	02:40	1-3	0-2	0-1	3 0 3	1 1	2	0	1	0	0	1
10 Charles Bediako	08:29	1-2	0-0	1-2	1 0 1	2 1	3	0	0	0	1	-7
Team					5 3 8		0	0				
Totals		28-64	9-27	21-29	23 21 44	13 23	86	14	11	7	5	4

Technical Fouls: NONE

	MIZZOU	Bama
Biggest lead	14 (1 st 11:39)	10 (2 nd 0:09)
Best Scoring Run	12 (1 st 16:32)	11 (1 st 5:18)
Lead Changes	3	
Times Tied	2	
Time with Lead	33:21	05:06

Points from	MIZZOU	Bama
Turnovers	18	21
Paint	36	38
Second Chance	18	24
Fast Breaks	4	12
Bench	22	24

Period by Period Scoring	1st	2nd	TOT
MIZZOU	40	36	76
Bama	36	50	86

GAME 20



Official Basketball Box Score - Final
Alabama at Georgia
 01/25/22 Stegman Coliseum, Athens
 2021-22 Men's Basketball

Game Time: 6:31 PM
 Game Duration: 2:09
 Attendance: 5,703

Officials: Joe Lindsay, Olandis Poole, James Braeding

Alabama - 76

Record: 13-7 (4-4)

NO. Name	Min	FG M-A	3P M-A	FT M-A	Rebounds OR DR TOT	Fouls PF F	TP	AS	TO	ST	Blocks BS BA	+/-				
33 James Rojas	F 24:08	2-7	1-4	3-5	1	2	3	5	4	8	2	3	1	0	0	4
10 Charles Bediako	C 21:22	4-5	0-0	0-0	5	3	8	3	2	8	1	2	1	2	1	-4
3 JD Davison	G 29:01	3-7	0-3	1-2	0	5	5	3	1	7	7	2	1	2	0	-17
5 Jaden Shackelford	G 37:07	6-10	6-9	2-4	0	3	3	3	3	20	2	5	0	1	0	-2
14 Keon Ellis	G 25:53	5-11	1-5	4-6	4	5	9	3	4	15	3	4	2	2	0	11
0 Noah Gurley	16:53	5-7	0-1	1-1	4	2	6	3	2	11	0	2	1	0	0	-12
2 Darius Miles	11:53	0-4	0-3	2-2	0	1	1	0	2	2	0	0	0	0	0	4
13 Jahvon Quinerly	25:33	2-9	1-7	0-0	1	2	3	3	1	5	3	2	1	0	0	-1
1 Jusaan Holt	01:09	0-0	0-0	0-0	0	1	1	0	0	0	0	1	0	0	0	0
21 Britton Johnson	07:01	0-2	0-2	0-0	1	0	1	0	1	0	0	0	0	0	0	9
Team					0	1	1	0	0	0	0	0				
Totals		27-62	9-34	13-20	16	25	41	23	20	76	18	19	9	7	1	-6

2021-22 BOX SCORES

GAME 21



Official Basketball Box Score - Final
Baylor at Alabama
 01/29/22 Coleman Coliseum, Tuscaloosa
 2021-22 Men's Basketball

Game Time: 3:00 PM
 Game Duration: 2:12
 Attendance: 14,474

Officials: Doug Shows, Tony Greene, Owen Shortt

Baylor - 78

Record: 18-3

NO. Name	Min	FG M-A	3P M-A	FT M-A	Rebounds OR DR TOT	Fouls PF FD	TP	AS	TO	ST	Blocks BS BA	+/-
0 Flo Thamba	F 16:05	1-4	0-0	1-1	0 1 1	2 3	3	0	1	0	0 2	-1
2 Kendall Brown	F 31:21	3-5	0-0	4-4	4 1 5	3 2	10	1	3	1	0 0	-8
24 Matthew Mayer	F 17:16	4-8	2-4	2-3	0 2 2	3 3	12	0	0	1	0 1	1
10 Adam Flagler	G 34:08	5-13	4-8	2-2	2 1 3	3 1	16	1	2	0	0 0	-5
11 James Akinjo	G 31:53	4-13	0-2	0-0	0 2 0	2 2	8	7	6	3	0 0	-4
1 Jeremy Sochan	31:38	6-9	1-3	4-6	2 6 8	4 4	17	1	4	2	0 0	-7
3 Dale Bonner	22:47	2-2	2-2	1-2	1 1 2	1 1	7	1	0	1	0 0	-8
23 Jonathan Tchamwa Tchatchoua	14:52	1-2	0-0	3-4	1 1 2	2 2	5	0	0	0	1 0	-13
Team					0 0 0		0		0			
Totals		26-56	9-19	17-22	12 13 25	21 18	78	11	16	8	2 3	-9

Technical Fouls: Akinjo 2nd 16:42

Alabama - 87

Record: 14-7

NO. Name	Min	FG M-A	3P M-A	FT M-A	Rebounds OR DR TOT	Fouls PF FD	TP	AS	TO	ST	Blocks BS BA	+/-
33 James Rojas	F 12:37	0-0	0-0	2-2	0 3 3	3 1	2	0	1	2	0 0	-5
10 Charles Bediao	C 13:20	1-1	0-0	0-0	0 0 0	1 1	2	0	1	0	0 0	-3
5 Jaden Shackelford	G 36:51	5-12	1-7	8-10	3 6 9	2 8	19	5	1	3	0 0	15
13 Jahvon Quinerly	G 33:04	6-10	3-6	5-5	0 2 2	3 6	20	5	4	2	0 1	-6
14 Keon Ellis	G 31:24	2-4	1-3	6-7	0 2 2	4 3	11	0	2	1	0 0	11
0 Noah Gurley	19:42	2-5	0-1	0-0	1 2 3	4 0	4	1	1	0	1 1	15
3 JD Davison	26:28	6-9	2-4	0-0	4 4 2	0 0	14	5	3	2	1 0	3
4 Juwan Gary	26:34	7-8	0-0	1-2	3 0 3	0 1	15	0	1	0	1 0	15
Team					1 2 3		0		1			
Totals		29-49	7-21	22-26	8 21 29	19 20	87	16	15	10	3 2	9

Technical Fouls: Quinerly 2nd 16:42

	Baylor	Bama
Biggest lead	2 (1 st 9:29)	15 (2 nd 11:44)
Best Scoring Run	8 (1 st 9:29)	9 (1 st 14:11)
Lead Changes	8	
Times Tied	3	
Time with Lead	02:16	35:46

Points from Turnovers	Baylor	Bama
	14	24
Paint	30	42
Second Chance	17	9
Fast Breaks	8	9
Bench	29	33

Period by Period Scoring	1st	2nd	TOT
Baylor	34	44	78
Bama	38	49	87

GAME 23



Official Basketball Box Score - Final
Kentucky at Alabama
 02/05/22 Coleman Coliseum, Tuscaloosa
 2021-22 Men's Basketball

Game Time: 7:00 PM
 Game Duration: 2:08
 Attendance: 12,477

Officials: Joe Lindsay, Byron Jarrett, Mike Nance

Kentucky - 66

Record: 19-4 (8-2)

NO. Name	Min	FG M-A	3P M-A	FT M-A	Rebounds OR DR TOT	Fouls PF FD	TP	AS	TO	ST	Blocks BS BA	+/-
12 Keion Brooks Jr.	F 27:15	4-9	0-0	2-4	2 3 5	4 3	10	0	2	0	0 0	1
34 Oscar Tshiebwé	F 28:19	4-13	0-0	2-4	5 10 15	4 3	10	1	3	4	1 1	-1
2 Sahvir Wheeler	G 33:30	0-4	0-0	0-0	0 3 3	1 1	0	7	4	3	0 0	-1
3 TyTy Washington Jr.	G 31:43	6-15	1-5	2-2	0 3 3	2 2	15	2	3	1	0 0	9
31 Kellan Grady	G 35:27	3-5	2-3	2-3	1 3 4	1 3	10	1	0	1	0 0	8
55 Lance Ware	04:36	1-1	0-0	0-0	0 1 1	0 0	2	0	0	1	0 0	0
0 Jacob Toppin	11:16	1-1	0-0	0-0	0 2 2	2 0	2	1	0	0	1 0	9
10 Davion Mintz	19:20	3-9	1-3	0-0	0 2 2	0 2	7	1	2	2	0 1	17
4 Daimion Collins	08:34	2-3	0-0	6-6	1 5 6	2 3	10	0	1	0	0 1	13
Team					1 2 3		0		0			
Totals		24-60	4-11	14-19	10 34 44	16 17	65	13	15	12	2 4	11

Technical Fouls: NONE

Alabama - 55

Record: 14-9 (4-5)

NO. Name	Min	FG M-A	3P M-A	FT M-A	Rebounds OR DR TOT	Fouls PF FD	TP	AS	TO	ST	Blocks BS BA	+/-
4 Juwan Gary	F 21:13	2-6	0-2	2-6	0 4 4	1 3	6	2	1	0	1 1	-7
10 Charles Bediao	C 20:25	4-4	0-0	4-4	4 4 8	3 3	12	1	1	1	0 0	-8
5 Jaden Shackelford	G 34:21	2-11	0-7	2-2	0 4 4	2 1	6	1	3	1	0 0	-8
13 Jahvon Quinerly	G 30:17	2-11	0-3	3-4	1 4 5	1 3	7	4	2	0	0 1	-5
14 Keon Ellis	G 28:56	2-8	2-7	0-0	4 4 3	1 3	6	2	2	1	0 0	-11
0 Noah Gurley	16:48	1-6	0-3	1-2	0 4 4	3 1	3	0	2	2	0 0	-7
1 Jusaun Holt	08:08	0-1	0-1	0-0	1 1 2	1 0	0	0	0	0	0 0	4
3 JD Davison	25:47	3-10	1-3	0-0	3 3 6	1 0	7	0	3	0	0 0	-13
33 James Rojas	14:05	2-7	0-4	4-6	3 2 5	2 4	8	0	1	0	1 0	0
Team					4 1 5		0		0			
Totals		18-64	3-30	16-24	16 31 47	17 16	55	10	15	5	4 2	-11

Technical Fouls: NONE

	UK	Bama
Biggest lead	17 (2 nd 2:53)	8 (1 st 17:37)
Best Scoring Run	9 (2 nd 10:22)	7 (2 nd 1:36)
Lead Changes	7	
Times Tied	1	
Time with Lead	27:18	12:00

Points from Turnovers	UK	Bama
	17	14
Paint	34	30
Second Chance	13	16
Fast Breaks	16	4
Bench	21	18

Period by Period Scoring	1st	2nd	TOT
UK	33	33	66
Bama	27	28	55

GAME 22



Official Basketball Box Score - Final
Alabama at Auburn
 02/01/22 Auburn Arena, Auburn
 2021-22 Men's Basketball

Game Time: 8:00 PM
 Game Duration: 2:21
 Attendance: 9,121

Officials: Don Dally, Chuck Jones, Steven Anderson

Alabama - 81

Record: 14-8 (4-5)

NO. Name	Min	FG M-A	3P M-A	FT M-A	Rebounds OR DR TOT	Fouls PF FD	TP	AS	TO	ST	Blocks BS BA	+/-
4 Juwan Gary	F 18:30	1-2	0-0	1-2	3 3 6	4 1	3	0	0	1	0 1	-1
10 Charles Bediao	C 18:22	1-3	0-0	1-2	3 4 7	4 2	3	0	1	0	3 1	0
5 Jaden Shackelford	G 35:02	6-15	5-11	9-10	1 2 3	3 6	26	2	3	0	0 0	-10
13 Jahvon Quinerly	G 34:55	7-21	2-8	4-4	0 4 4	4 4	20	4	2	1	0 0	-25
14 Keon Ellis	G 27:37	3-11	3-7	0-0	2 6 8	4 0	9	2	1	1	2 2	4
2 Darius Miles	09:12	1-4	1-3	0-0	0 1 1	3 0	3	0	1	1	0 0	-7
3 JD Davison	23:35	0-5	0-3	0-0	0 0 0	2 1	0	4	0	1	0 0	-23
33 James Rojas	15:46	2-3	1-2	1-2	1 1 2	2 1	6	1	0	1	0 0	-5
0 Noah Gurley	14:12	4-6	2-3	1-2	3 0 3	3 2	11	0	2	0	0 0	-1
1 Jusaun Holt	02:49	0-0	0-0	0-0	0 1 1	1 0	0	0	0	0	0 0	-4
Team					0 5 5		0		1			
Totals		25-70	14-37	17-22	13 27 40	30 17	81	13	11	6	5 10	-19

Technical Fouls: Shackelford 2nd 5:07

Auburn - 100

Record: 21-1 (9-0)

NO. Name	Min	FG M-A	3P M-A	FT M-A	Rebounds OR DR TOT	Fouls PF FD	TP	AS	TO	ST	Blocks BS BA	+/-
10 Jabari Smith	F 23:45	5-9	1-2	6-9	0 5 5	3 7	17	0	1	1	0 0	0
13 Walker Kessler	F 28:14	6-0	0-1	2-2	5 7 12	4 3	14	1	4	4	8 1	13
0 K.D. Johnson	G 32:41	3-9	1-5	6-8	0 5 5	3 3	13	2	0	1	0 0	7
12 Zep Jasper	G 15:54	0-3	0-1	2-2	0 1 1	1 2	2	0	0	0	0 1	6
22 Allen Flanigan	G 22:58	3-8	0-2	4-6	0 2 2	3 4	10	2	1	1	0 1	3
1 Wendell Green Jr.	26:58	8-17	2-8	5-5	1 7 8	1 3	23	6	1	0	0 0	21
44 Dylan Cardwell	10:46	2-2	0-0	0	1 2 3	2 0	4	0	0	0	1 0	7
35 Devan Cambridge	18:29	2-4	1-2	3-4	2 4 6	1 3	8	0	0	0	0 0	23
2 Jaylin Williams	15:15	1-2	0-0	2-2	1 0 1	0 1	4	1	0	0	0 0	20
5 Chris Moore	01:00	0-0	0-0	0-0	0 0 0	0 0	0	0	1	0	0 0	-1
14 Preston Cook	01:00	1-1	0-0	0-0	0 1 1	0 0	2	0	0	0	0 0	-1
20 Carter Sobera	01:00	1-1	0-0	1-1	0 0 0	0 1	3	0	0	0	0 0	-1
25 Chandler Leopard	01:00	0-0	0-0	0-0	0 0 0	0 0	0	0	0	0	0 0	-1
33 Chase Maasdorp	01:00	0-0	0-0	0-0	0 0 0	0 0	0	0	0	0	0 0	-1
Team					1 2 3		0		0			
Totals		32-66	5-21	31-39	11 36 47	18 29	100	12	8	7	10 5	19

Technical Fouls: Flanigan 2nd 5:07

	ALA	AUB
Biggest lead	4 (1 st 15:12)	22 (2 nd 0:51)
Best Scoring Run	7 (2 nd 16:15)	11 (1 st 3:24)
Lead Changes	4	
Times Tied	3	
Time with Lead	03:25	35:08

Points from Turnovers	ALA	AUB
	8	12
Paint	22	52
Second Chance	8	10
Fast Breaks	11	27
Bench	20	44

Period by Period Scoring	1st	2nd	TOT
ALA	37	44	81
AUB	51	49	100

GAME 24



Official Basketball Box Score - Final
Alabama at Ole Miss
 02/09/22 The Sandy and John Black Pavilion at Ole Miss, Oxford, Miss.
 2021-22 Ole Miss Men's Basketball

Game Time: 7:30 PM
 Game Duration: 1:54
 Attendance: 6,454

Officials: Tony Greene, Bart Lenox, Owen Shortt

Alabama - 97

Record: 15-9 (5-6)

NO.	Name	Min	M-A	M-A	M-A	OR	DR	TOT	PF	FD	TP	AS	TO	ST	BS	BA	+/-		
4	Juwan Gary	F 11:27	2-3	0-0	2-2	0	1	1	0	1	6	0	0	0	0	0	-5		
10	Charles Bediao	C 15:27	2-4	0-0	0-0	1	2	3	1	1	4	1	0	1	1	1	-4		
5	Jaden Shackelford	G 35:45	10-17	8-13	2-4	0	5	5	3	3	30	0	2	1	0	0	15		
13	Jahvon Quinerly	G 32:53	4-10	1-2	0-1	0	2	2	3	3	9	8	5	0	0	0	4		
14	Keon Ellis	G 24:04	5-6	1-1	2-2	1	3	4	2	2	13	2	2	1	0	0	-3		
1	Jusaun Holt	25:55	1-2	0-0	0-0	0	6	6	2	0	2	3	0	0	0	0	22		
33	James Rojas	07:25	1-1	0-0	1-1	0	2	2	3	1	3	1	1	0	0	0	14		
0	Noah Gurley	17:08	4-7	2-3	0-0	3	4	7	1	2	10	0	0	0	2	0	4		
3	JD Davison	23:49	7-8	2-2	2-3	0	3	3	0	2	18	8	2	1	1	0	17		
2	Darius Miles	06:07	0-2	0-1	2-2	0	0	0	0	1	2	0	0	0	0	0	6		
Team						1			3	4	0	0							
Totals			36-60			14-22	11-15	6	31	37	15	16	97	23	12	4	4	1	14
Dead Ball Rebounds: 0, 0																			

2021-22 BOX SCORES

GAME 29



Official Basketball Box Score - Final
South Carolina at Alabama
 02/26/22 Coleman Coliseum, Tuscaloosa
 2021-22 Men's Basketball

Game Time: 5:00 PM
 Game Duration: 1:56
 Attendance: 11,195

South Carolina - 71

Record: 17-11 (8-6)

Officials: Terry Wymer, Byron Jarrett, Jason Baker

NO. Name	Min	FG M-A	3P M-A	FT M-A	Rebounds OR DR TOT	Fouls PF FD	TP	AS	TO	ST	Blocks BS BA	+/-
15 Wildens Leveque	F 15:08	2-3	0-0	2-2	0 1 1	1 3	6	2	1	1	1 0	-6
24 Keyshawn Bryant	F 23:57	2-7	1-3	0-0	0 3 3	3 0	5	1	1	0	0 0	-10
0 James Reese V	G 34:19	5-14	2-6	2-2	1 2 3	4 0	14	2	2	2	0 0	-22
5 Jermaine Couinsard	G 27:14	4-12	1-5	4-4	0 2 2	1 4	13	3	7	0	0 0	-24
10 Erik Stevenson	G 34:45	7-13	3-7	0-0	1 4 5	2 3	17	6	2	1	0 1	-9
55 Ta'Quan Woodley	14:00	0-1	0-0	0-0	1 1 2	3 0	0	0	2	0	2 0	2
14 Brandon Martin	16:46	3-3	0-0	0-0	1 1 2	1 1	6	0	2	0	0 0	-10
23 Devin Carter	16:04	2-3	0-0	2-2	0 5 5	1 2	6	4	1	1	0 1	1
1 Jacobi Wright	06:55	1-2	0-0	0-1	1 0 1	0 1	2	0	1	1	0 0	-2
12 AJ Wilson	03:22	0-0	0-0	0-0	1 1 1	0 0	0	0	0	0	1 0	-4
33 Josh Gray	07:30	1-1	0-0	0-0	1 1 2	2 0	2	0	0	0	1 0	-11
Team					2 1 3		0					
Totals		27-59	7-21	10-11	8 22 30	18 14	71	18	19	6	6 1	-19

Technical Fouls: Team 1st 4:46

Alabama - 90

Record: 19-10 (9-7)

NO. Name	Min	FG M-A	3P M-A	FT M-A	Rebounds OR DR TOT	Fouls PF FD	TP	AS	TO	ST	Blocks BS BA	+/-
15 Tyler Barnes	F 05:56	0-1	0-1	0-0	0 0 0	0 0	0	1	0	1	0 0	3
33 James Rojas	F 14:35	1-2	1-1	2-2	0 1 1	1 1	5	1	0	0	0 1	8
13 Jahvon Quinerly	G 29:17	7-9	4-5	2-2	0 2 2	1 2	20	5	5	1	0 1	28
14 Keon Ellis	G 24:44	5-12	4-9	3-4	3 4 7	2 2	17	4	1	2	0 2	9
21 Britton Johnson	G 05:56	0-4	0-3	0-0	1 1 2	0 0	0	0	1	1	0 0	3
0 Noah Gurley	15:52	2-5	0-2	0-0	0 3 3	2 1	4	1	0	1	1 1	18
2 Darius Miles	05:58	0-1	0-1	0-0	1 0 1	1 0	0	0	2	0	0 1	0
3 JD Davison	22:06	3-4	0-0	4-5	0 6 6	3 4	10	3	3	1	0 0	13
5 Jaden Shackelford	32:56	6-13	4-9	5-5	0 1 1	0 2	21	2	0	1	0 0	12
10 Charles Bediako	21:42	5-6	0-0	1-2	2 2 4	2 3	11	0	1	0	0 0	17
4 Juwan Gary	10:01	0-3	0-1	2-2	4 0 4	1 1	2	0	1	0	0 0	-11
1 Jusaun Holt	06:00	0-1	0-1	0-0	0 1 1	1 1	0	0	0	0	0 0	7
22 Keon Ambrose-Hylton	01:49	0-0	0-0	0-0	0 0 0	0 0	0	0	0	0	0 0	-4
30 Adam Cottrell	01:49	0-0	0-0	0-0	0 0 0	0 0	0	0	0	0	0 0	-4
24 Jaden Quinerly	01:19	0-0	0-0	0-1	0 0 0	0 1	0	0	1	0	0 0	-4
Team					2 4 6		0		2			
Totals		29-61	13-33	19-23	13 25 38	14 18	90	17	17	8	1 6	19

Technical Fouls: NONE

	USC	Bama
Biggest lead	3 (1 st 18:52)	25 (2 nd 2:24)
Best Scoring Run	9 (2 nd 14:17)	12 (1 st 3:54)
Lead Changes	1	
Times Tied	1	
Time with Lead	01:31	37:14

GAME 31



Official Basketball Box Score - Final
Alabama at LSU
 03/05/22 Maravich Assembly Center, Baton Rouge
 2021-22 Men's Basketball

Game Time: 11:00 AM
 Game Duration: 2:26
 Attendance: 11,237

Alabama - 77

Record: 19-12 (9-9)

Officials: Terry Olgiesby, Tony Greene, K.B. Burdett

NO. Name	Min	FG M-A	3P M-A	FT M-A	Rebounds OR DR TOT	Fouls PF FD	TP	AS	TO	ST	Blocks BS BA	+/-
0 Noah Gurley	F 17:18	1-2	0-1	2-2	2 2 4	1 1	4	1	0	0	0 0	-11
10 Charles Bediako	C 14:30	2-3	0-0	1-1	3 2 5	2 1	5	1	1	1	0 0	2
5 Jaden Shackelford	G 34:22	3-14	0-8	0-0	1 5 6	0 1	6	1	1	0	0 0	-13
13 Jahvon Quinerly	G 38:39	5-13	4-11	2-2	0 3 3	3 2	16	1	4	0	0 0	-11
14 Keon Ellis	G 36:42	4-10	3-8	8-8	4 5 9	2 4	19	1	6	2	0 1	3
3 JD Davison	36:07	4-9	3-7	1-2	2 3 5	3 3	12	4	4	3	0 0	1
2 Darius Miles	24:12	3-7	1-4	2-2	1 2 3	2 1	9	3	3	2	0 2	10
33 James Rojas	17:02	1-2	0-0	2-3	0 1 1	4 2	4	0	0	1	0 1	5
4 Juwan Gary	06:08	0-1	0-1	2-2	1 1 2	0 1	2	0	0	0	0 0	-1
Team					3 1 4		0		2			
Totals		23-61	11-40	20-22	17 25 42	17 16	77	12	21	9	0 4	-3

Technical Fouls: NONE

LSU - 80

Record: 21-10 (9-9)

NO. Name	Min	FG M-A	3P M-A	FT M-A	Rebounds OR DR TOT	Fouls PF FD	TP	AS	TO	ST	Blocks BS BA	+/-
4 Darius Days	F 38:19	8-15	3-7	5-6	3 4 7	3 3	24	0	2	3	1 0	9
5 Mwani Wilkinson	F 22:05	1-5	1-3	0-0	0 2 2	0 0	3	0	1	0	1 0	3
15 Elton Reid	C 11:37	1-2	0-0	0-0	1 0 1	1 0	2	0	0	0	0 0	0
0 Brandon Murray	G 40:41	7-14	2-6	1-1	1 5 6	1 1	17	2	4	3	1 0	14
1 Xavier Pinson	G 39:24	4-10	0-2	0-1	0 0 0	2 3	8	8	2	5	0 0	0
13 Tari Eason	32:20	5-10	1-1	9-13	4 5 9	4 7	20	2	2	3	1 0	-2
2 Eric Gaines	29:49	2-4	0-1	2-2	0 4 4	3 3	6	0	0	2	0 0	0
11 Justice Williams	03:01	0-0	0-0	0-0	0 0 0	0 0	0	0	0	0	0 0	-8
24 Shareef O'Neal	07:44	0-1	0-0	0-0	1 1 2	2 0	0	1	2	0	0 0	-1
Team					1 1 2		0		0			
Totals		28-61	7-20	17-23	11 22 33	16 17	80	13	13	16	4 0	3

Technical Fouls: NONE

	ALA	LSU
Biggest lead	5 (2 nd 7:12)	8 (1 st 15:52)
Best Scoring Run	8 (1 st 12:50)	7 (1 st 5:41)
Lead Changes	12	
Times Tied	15	
Time with Lead	15:54	16:16

GAME 30



Official Basketball Box Score - Final
Texas A&M at Alabama
 03/02/22 Coleman Coliseum, Tuscaloosa
 2021-22 Men's Basketball

Game Time: 6:00 PM
 Game Duration: 1:59
 Attendance: 9,281

Officials: Doug Shows, Chuck Jones, Todd Austin

Texas A&M - 87

Record: 19-11 (9-9)

NO. Name	Min	FG M-A	3P M-A	FT M-A	Rebounds OR DR TOT	Fouls PF FD	TP	AS	TO	ST	Blocks BS BA	+/-
15 Henry Coleman III	F 34:45	8-12	0-0	2-2	3 8 11	3 5	18	0	3	2	1 0	16
3 Quenton Jackson	G 32:53	9-13	1-2	9-9	0 3 3	2 8	28	3	2	1	0 0	19
4 Wade Taylor IV	G 20:23	3-9	0-5	2-2	0 1 1	2 1	8	3	2	1	0 0	6
23 Tyrece Radford	G 31:16	9-15	4-6	0-0	2 6 8	4 1	22	1	3	3	0 2	12
35 Manny Obaseki	G 11:38	0-2	0-0	0-0	0 1 1	2 0	0	1	1	1	0 0	2
5 Hassan Djarra	20:00	2-4	1-2	0-0	0 3 3	1 0	5	1	3	1	0 0	6
10 Ethan Henderson	21:28	1-1	0-0	1-2	0 1 1	1 2	3	2	0	0	2 0	7
0 Aaron Cash	02:14	0-0	0-0	0-0	0 0 0	0 0	0	0	0	0	0 0	0
2 Hayden Hefner	14:17	1-2	1-1	0-0	1 0 1	0 0	3	1	0	1	0 1	7
31 Javonte Brown	02:02	0-0	0-0	0-0	0 0 0	0 0	0	0	0	0	0 0	-1
20 Andre Gordon	09:04	0-0	0-0	0-0	0 0 0	0 0	0	1	1	0	0 0	1
Team					2 2 4		0		1			
Totals		33-58	7-16	14-15	8 25 33	16 17	87	13	16	10	3 5	16

Technical Fouls: Coach 1st 16:32

Alabama - 71

Record: 19-11 (9-8)

NO. Name	Min	FG M-A	3P M-A	FT M-A	Rebounds OR DR TOT	Fouls PF FD	TP	AS	TO	ST	Blocks BS BA	+/-
2 Darius Miles	F 16:16	0-2	0-2	2-2	0 2 2	3 1	2	2	3	0	0 0	-11
10 Charles Bediako	C 19:30	4-5	0-0	0-0	1 4 5	1 0	8	2	0	1	2 0	-9
3 JD Davison	G 30:14	3-7	0-2	0-0	1 2 3	0 0	6	6	3	2	1 0	-8
5 Jaden Shackelford	G 33:10	4-12	4-10	4-5	0 3 3	1 3	16	1	2	0	0 0	-14
14 Keon Ellis	G 25:38	5-8	2-4	1-1	0 3 3	4 2	13	1	3	2	0 1	-15
13 Jahvon Quinerly	34:30	5-11	2-6	2-3	0 2 2	3 4	14	2	5	0	0 0	-11
0 Noah Gurley	15:33	0-2	0-0	0-0	1 0 1	2 1	0	2	1	1	0 0	2
33 James Rojas	18:39	3-4	0-0	2-4	3 0 3	2 4	8	2	2	2	1 0	-8
1 Jusaun Holt	00:57	0-0	0-0	0-0	0 0 0	0 0	0	0	0	0	0 0	-2
4 Juwan Gary	05:33	2-3	0-0	0-0	0 0 0	1 0	4	0	0	0	1 0	-3
Team					0 2 2		0		0			
Totals		26-54	8-24	11-15	6 18 24	17 15	71	18	19	8	5 3	-16

Technical Fouls: NONE

	TAMU	Bama
Biggest lead	16 (2 nd 4:47)	6 (1 st 1:35)
Best Scoring Run	11 (2 nd 17:20)	7 (1 st 11:21)
Lead Changes	9	
Times Tied	7	
Time with Lead	23:29	10:34

GAME 32

2021-22 SEASON/CAREER STATS


2021-22 Alabama Men's Basketball
Season/Career Statistics
All games

 Page 1/2
 as of Mar 05, 2022

Summary

Player	Season Statistics										Career Statistics									
	GP-GS	MIN/G	FG%	3FG%	FT%	R/G	A/G	STL	BLK	PTS/G	GP-GS	MIN/G	FG%	3FG%	FT%	R/G	A/G	STL	BLK	PTS/G
AMBROSE-HYLTON, Keon	11-0	4.6	.455	.000	.333	0.8	0.4	1	1	1.0	29-0	4.3	.577	.000	.286	0.8	0.2	2	2	1.1
BARNES, Tyler	4-1	2.9	.400	.333	1.000	0.3	0.5	1	0	1.8	32-2	1.7	.273	.167	.500	0.4	0.1	4	1	0.3
BEDIAKO, Charles	31-28	17.8	.691	.000	.621	4.4	0.7	21	51	6.8	31-28	17.8	.691	.000	.621	4.4	0.7	21	51	6.8
COTTRELL, Adam	2-0	1.8	.000	.000	.000	0.0	0.5	0	0	0.0	7-0	1.1	.000	.000	.000	0.1	0.1	0	0	0.0
DAVISON, JD	31-6	25.3	.472	.296	.722	4.7	4.1	29	12	8.6	31-6	25.3	.472	.296	.722	4.7	4.1	29	12	8.6
ELLIS, Keon	31-31	30.6	.435	.364	.885	6.0	1.8	59	19	12.1	63-38	24.0	.457	.370	.832	5.0	1.4	94	33	8.7
GARY, Juwan	27-16	15.5	.519	.205	.627	3.4	0.3	15	13	6.5	57-18	12.3	.527	.188	.588	3.1	0.2	29	25	5.1
GURLEY, Noah	31-12	18.5	.489	.261	.638	3.5	0.5	14	25	7.0	31-12	18.5	.489	.261	.638	3.5	0.5	14	25	7.0
HEARD, Delaney	1-0	1.0	.000	.000	.000	0.0	0.0	0	0	0.0	3-0	1.1	.000	.000	.000	0.3	0.0	0	0	0.0
HOLT, Jusaun	20-0	6.8	.143	.118	.000	1.6	0.3	0	2	0.4	20-0	6.8	.143	.118	.000	1.6	0.3	0	2	0.4
JOHNSON, Britton	6-1	3.5	.182	.111	.000	1.3	0.0	1	0	0.8	29-1	1.6	.263	.235	.000	0.4	0.0	1	1	0.5
MILES, Darius	28-2	17.3	.385	.308	.766	3.4	0.9	19	16	5.9	45-2	12.3	.390	.316	.782	2.4	0.6	22	20	4.5
QUINERLY, Jaden	3-0	1.5	.000	.000	.000	1.0	0.3	0	0	0.0	4-0	1.3	.333	.000	.000	0.8	0.3	0	0	0.5
QUINERLY, Jahvon	31-25	31.2	.414	.283	.753	3.0	4.3	21	5	14.3	61-32	28.2	.442	.345	.725	2.6	3.7	40	6	13.6
ROJAS, James	15-3	13.9	.442	.250	.769	2.5	0.5	12	2	5.5	45-4	12.0	.386	.240	.720	2.6	0.4	28	8	3.7
SHACKELFORD, Jaden	31-30	34.0	.393	.355	.780	5.4	1.5	26	5	16.6	95-81	30.9	.405	.352	.768	4.5	1.6	71	13	15.2
TCHIKOU, Alex	3-0	2.1	.000	.000	.000	1.3	0.0	0	0	0.0	3-0	2.1	.000	.000	.000	1.3	0.0	0	0	0.0

Scoring

Player	Season Statistics									Career Statistics								
	FG-FGA	FG%	3FG-3FGA	3FG%	FT-FTA	FT%	PTS	PTS/G		FG-FGA	FG%	3FG-3FGA	3FG%	FT-FTA	FT%	PTS	PTS/G	
AMBROSE-HYLTON, Keon	5-11	.455	0-0	.000	1-3	.333	11	1.0		15-26	.577	0-0	.000	2-7	.286	32	1.1	
BARNES, Tyler	2-5	.400	1-3	.333	2-2	1.000	7	1.8		3-11	.273	1-6	.167	4-8	.500	11	0.3	
BEDIAKO, Charles	85-123	.691	0-1	.000	41-66	.621	211	6.8		85-123	.691	0-1	.000	41-66	.621	211	6.8	
COTTRELL, Adam	0-0	.000	0-0	.000	0-0	.000	0	0.0		0-0	.000	0-0	.000	0-0	.000	0	0.0	
DAVISON, JD	93-197	.472	24-81	.296	57-79	.722	267	8.6		93-197	.472	24-81	.296	57-79	.722	267	8.6	
ELLIS, Keon	114-262	.435	63-173	.364	85-96	.885	376	12.1		174-381	.457	84-227	.370	119-143	.832	551	8.7	
GARY, Juwan	68-131	.519	8-39	.205	32-51	.627	176	6.5		116-220	.527	9-48	.188	50-85	.588	291	5.1	
GURLEY, Noah	85-174	.489	18-69	.261	30-47	.638	218	7.0		85-174	.489	18-69	.261	30-47	.638	218	7.0	
HEARD, Delaney	0-0	.000	0-0	.000	0-0	.000	0	0.0		0-1	.000	0-0	.000	0-0	.000	0	0.0	
HOLT, Jusaun	3-21	.143	2-17	.118	0-0	.000	8	0.4		3-21	.143	2-17	.118	0-0	.000	8	0.4	
JOHNSON, Britton	2-11	.182	1-9	.111	0-1	.000	5	0.8		5-19	.263	4-17	.235	0-1	.000	14	0.5	
MILES, Darius	52-135	.385	24-78	.308	36-47	.766	164	5.9		64-164	.390	31-98	.316	43-55	.782	202	4.5	
QUINERLY, Jaden	0-2	.000	0-0	.000	0-3	.000	0	0.0		1-3	.333	0-0	.000	0-3	.000	2	0.5	
QUINERLY, Jahvon	161-389	.414	49-173	.283	73-97	.753	444	14.3		303-686	.442	101-293	.345	124-171	.725	831	13.6	
ROJAS, James	23-52	.442	6-24	.250	30-39	.769	82	5.5		51-132	.386	12-50	.240	54-75	.720	168	3.7	
SHACKELFORD, Jaden	168-427	.393	93-262	.355	85-109	.780	514	16.6		470-1161	.405	240-681	.352	261-340	.768	1441	15.2	
TCHIKOU, Alex	0-2	.000	0-0	.000	0-0	.000	0	0.0		0-2	.000	0-0	.000	0-0	.000	0	0.0	

2021-22 TEAM STATS



2021-22 Alabama Men's Basketball
Overall Team Statistics
All games

Page 1/1
as of Mar 05, 2022

Team Statistics

	BAMA	OPP
Scoring	2483	2363
Points per game	80.1	76.2
Scoring margin	+3.9	-
Field goals-att	861-1942	837-1921
Field goal pct	.443	.436
3 point fg-att	289-929	226-683
3-point FG pct	.311	.331
3-pt FG made per game	9.3	7.3
Free throws-att	472-640	463-649
Free throw pct	.738	.713
F-Throws made per game	15.2	14.9
Rebounds	1227	1124
Rebounds per game	39.6	36.3
Rebounding margin	+3.3	-
Assists	452	386
Assists per game	14.6	12.5
Turnovers	448	406
Turnovers per game	14.5	13.1
Turnover margin	-1.4	-
Assist/turnover ratio	1.0	1.0
Steals	219	238
Steals per game	7.1	7.7
Blocks	151	119
Blocks per game	4.9	3.8
Winning streak	0	-
Home win streak	0	-
Attendance	175244	105399
Home games-Avg/Game	16-10953	10-10540
Neutral site-Avg/Game	-	5-7345

Score by Periods

Team	1st	2nd	OT	TOT
Alabama	1175	1303	5	2483
Opponents	1098	1257	8	2363



2021-22 POINTS-REBOUNDS-ASSISTS


2021-22 Alabama Men's Basketball
Points-rebounds-assists
All games

 Page 1/2
 as of Mar 05, 2022

Opponent	Date	Score		0	1	2	3	4	5	10	12	13	14	15
				GURLEY,NOA	HOLT,JUSAU	MILES,DARI	DAVISON,J	GARY,JUWAN	SHACKELFOR	BEDIAKO,CH	HEARD,DELA	QUINERLY,J	ELLIS,KEON	BARNES,TYL
Louisiana Tech	11/09/2021	93-64	W	3-1-2	0-1-0	11-3-0	12-6-6	12-10-1	17-7-2	5-3-1	0-0-0	9-4-2	18-9-3	4-0-0
South Dakota St.	11/12/2021	104-88	W	9-5-0	DNP	13-4-0	6-5-5	0-2-1	23-5-0	12-6-2	DNP	26-5-8	15-13-3	DNP
South Alabama	11/16/2021	73-68	W	9-4-1	0-3-0	10-2-2	2-2-2	DNP	18-10-1	8-5-1	DNP	8-3-5	18-6-1	DNP
Oakland	11/19/2021	86-59	W	8-7-0	0-5-0	7-3-1	10-7-5	DNP	20-5-2	12-5-0	DNP	19-3-2	7-5-3	3-1-0
vs Iona	11/25/2021	68-72	L	7-4-0	DNP	7-2-0	8-2-3	4-7-0	19-10-1	4-3-0	DNP	15-2-2	4-8-1	DNP
vs Drake	11/26/2021	80-71	W	8-3-0	DNP	6-2-0	7-5-3	14-10-0	14-5-4	4-4-0	DNP	18-0-4	9-6-0	DNP
vs Miami (FL)	11/28/2021	96-64	W	5-1-0	3-1-0	5-5-2	13-6-10	13-5-1	15-3-0	5-8-3	DNP	7-4-2	22-4-2	0-0-1
vs Gonzaga	12/04/2021	91-82	W	3-5-0	DNP	5-4-0	20-5-3	7-2-1	28-9-2	7-8-1	DNP	17-2-6	4-4-2	DNP
Houston	12/11/2021	83-82	W	8-1-2	DNP	0-1-0	10-9-2	19-4-0	18-8-1	7-1-1	DNP	17-3-8	4-3-0	DNP
at Memphis	12/14/2021	78-92	L	4-2-0	DNP	9-0-0	8-5-10	7-2-0	10-8-1	9-0-0	DNP	12-6-4	19-6-1	DNP
Jacksonville St.	12/18/2021	65-59	W	5-3-1	DNP	10-7-3	4-3-1	4-0-0	0-4-2	7-7-1	DNP	15-5-4	20-10-3	DNP
vs Davidson	12/21/2021	78-79	L	9-6-0	0-0-1	4-5-1	4-4-4	15-8-0	20-5-1	4-4-0	DNP	13-0-6	9-4-4	DNP
Tennessee	12/29/2021	73-68	W	20-10-0	0-1-0	DNP	5-6-3	2-4-0	12-4-0	5-3-0	DNP	18-4-3	9-9-5	DNP
at Florida	01/05/2022	83-70	W	3-1-0	DNP	0-2-1	2-2-4	19-8-1	14-3-1	11-7-1	DNP	19-5-5	13-4-2	DNP
at Missouri	01/08/2022	86-92	L	9-2-1	DNP	5-3-2	13-7-4	9-3-0	17-2-2	2-4-1	DNP	19-5-4	12-2-1	DNP
Auburn	01/11/2022	77-81	L	11-2-1	0-1-0	10-9-1	9-2-4	4-1-0	13-7-1	6-1-0	DNP	14-6-5	10-7-0	DNP
at Mississippi St.	01/15/2022	76-78	L	2-2-0	0-1-1	14-6-1	5-1-2	2-0-0	17-5-1	11-6-2	DNP	5-1-2	14-7-3	DNP
LSU	01/19/2022	70-67	W	6-7-1	0-0-0	5-6-0	4-3-1	0-2-0	26-4-2	0-2-0	DNP	17-3-1	12-8-1	DNP
Missouri	01/22/2022	86-76	W	8-3-1	0-0-0	7-4-0	17-4-2	DNP	21-7-1	3-1-0	DNP	13-5-9	9-3-1	DNP
at Georgia	01/25/2022	76-82	L	11-6-0	0-1-0	2-1-0	7-5-7	DNP	20-3-2	8-8-1	DNP	5-3-3	15-9-3	DNP
Baylor	01/29/2022	87-78	W	4-3-1	DNP	DNP	14-4-5	15-3-0	19-9-5	2-0-0	DNP	20-2-5	11-2-0	DNP
at Auburn	02/01/2022	81-100	L	11-3-0	0-1-0	3-1-0	0-0-4	3-6-0	26-3-2	3-7-0	DNP	20-4-4	9-8-2	DNP
Kentucky	02/05/2022	55-66	L	3-4-0	0-2-0	DNP	7-6-0	6-4-2	6-4-1	12-8-1	DNP	7-5-4	6-4-2	DNP
at Ole Miss	02/09/2022	97-83	W	10-7-0	2-6-3	2-0-0	18-3-8	6-1-0	30-5-0	4-3-1	DNP	9-2-8	13-4-2	DNP
Arkansas	02/12/2022	68-67	W	9-4-1	3-3-0	3-7-1	11-4-4	2-1-0	10-5-0	9-3-0	DNP	6-0-4	7-5-2	DNP
Mississippi St.	02/16/2022	80-75	W	2-1-0	0-1-0	12-7-1	7-10-1	2-2-0	12-8-4	15-5-0	DNP	21-2-8	0-3-1	DNP
at Kentucky	02/19/2022	81-90	L	12-1-0	0-2-0	2-2-2	6-7-5	3-2-0	18-5-3	6-5-1	DNP	6-1-3	28-5-1	DNP
at Vanderbilt	02/22/2022	74-72	W	11-4-1	0-1-0	1-3-2	10-10-5	0-0-0	8-5-0	6-4-1	DNP	19-1-3	10-8-1	DNP
South Carolina	02/26/2022	90-71	W	4-3-1	0-1-0	0-1-0	10-6-3	2-4-0	21-1-2	11-4-0	DNP	20-2-5	17-7-4	0-0-1
Texas A&M	03/02/2022	71-87	L	0-1-2	0-0-0	2-2-2	6-3-6	4-0-0	16-3-1	8-5-2	DNP	14-2-2	13-3-1	DNP
at LSU	03/05/2022	77-80	Lot	4-4-1	DNP	9-3-3	12-5-4	2-2-0	6-6-1	5-5-1	DNP	16-3-1	19-9-1	DNP


2021-22 Alabama Men's Basketball
Points-rebounds-assists
All games

 Page 2/2
 as of Mar 05, 2022

Opponent	Date	Score	21	22	24	30	33	35
			JOHNSON,BR	AMBROSE-HY	QUINERLY,J	COTTRELL,A	ROJAS,JAME	TCHIKOU,AL
Louisiana Tech	11/09/2021	93-64	W	0-2-0	2-1-2	0-1-0	DNP	DNP
South Dakota St.	11/12/2021	104-88	W	DNP	0-1-0	DNP	DNP	DNP
South Alabama	11/16/2021	73-68	W	DNP	0-0-0	DNP	DNP	DNP
Oakland	11/19/2021	86-59	W	0-0-0	0-3-1	DNP	0-0-1	DNP
vs Iona	11/25/2021	68-72	L	DNP	0-0-0	DNP	DNP	0-0-0
vs Drake	11/26/2021	80-71	W	DNP	DNP	DNP	DNP	DNP
vs Miami (FL)	11/28/2021	96-64	W	3-0-0	5-0-0	0-2-1	DNP	0-3-0
vs Gonzaga	12/04/2021	91-82	W	DNP	0-0-0	DNP	DNP	DNP
Houston	12/11/2021	83-82	W	DNP	DNP	DNP	DNP	DNP
at Memphis	12/14/2021	78-92	L	DNP	DNP	DNP	DNP	DNP
Jacksonville St.	12/18/2021	65-59	W	DNP	DNP	DNP	DNP	DNP
vs Davidson	12/21/2021	78-79	L	DNP	DNP	DNP	DNP	DNP
Tennessee	12/29/2021	73-68	W	DNP	2-1-0	DNP	DNP	DNP
at Florida	01/05/2022	83-70	W	DNP	2-3-1	DNP	DNP	DNP
at Missouri	01/08/2022	86-92	L	DNP	0-0-0	DNP	DNP	DNP
Auburn	01/11/2022	77-81	L	DNP	DNP	DNP	DNP	DNP
at Mississippi St.	01/15/2022	76-78	L	DNP	DNP	DNP	6-2-0	DNP
LSU	01/19/2022	70-67	W	DNP	DNP	DNP	0-1-0	DNP
Missouri	01/22/2022	86-76	W	2-3-0	DNP	DNP	6-6-0	DNP
at Georgia	01/25/2022	76-82	L	0-1-0	DNP	DNP	8-4-2	DNP
Baylor	01/29/2022	87-78	W	DNP	DNP	DNP	2-3-0	DNP
at Auburn	02/01/2022	81-100	L	DNP	DNP	DNP	6-2-1	DNP
Kentucky	02/05/2022	55-66	L	DNP	DNP	DNP	8-5-0	DNP
at Ole Miss	02/09/2022	97-83	W	DNP	DNP	DNP	3-2-1	DNP
Arkansas	02/12/2022	68-67	W	DNP	DNP	DNP	8-4-1	DNP
Mississippi St.	02/16/2022	80-75	W	DNP	DNP	DNP	9-1-0	DNP
at Kentucky	02/19/2022	81-90	L	DNP	DNP	DNP	0-0-0	DNP
at Vanderbilt	02/22/2022	74-72	W	DNP	DNP	DNP	9-3-0	DNP
South Carolina	02/26/2022	90-71	W	0-2-0	0-0-0	0-0-0	5-1-1	DNP
Texas A&M	03/02/2022	71-87	L	DNP	DNP	DNP	8-3-2	DNP
at LSU	03/05/2022	77-80	Lot	DNP	DNP	DNP	4-1-0	DNP

2021-22 TEAM GAME-BY-GAME


2021-22 Alabama Men's Basketball
Team Game-by-Game
All games

 Page 1/1
 as of Mar 05, 2022

				Total		3-Pointers		Free throws		Rebounds											
Opponent	Date	Score		FG-FGA	PCT	3FG-3FGA	PCT	FT-FTA	PCT	OFF	DEF	TOT	AVG	PF	A	TO	BLK	STL	PTS	AVG	
Louisiana Tech	11/09/2021	93-64	W	32-64	.500	13-33	.394	16-23	.696	16	35	51	51.0	19	19	14	2	9	93	93.0	
South Dakota St.	11/12/2021	104-88	W	41-84	.488	13-40	.325	9-14	.643	18	29	47	49.0	17	19	8	3	4	104	98.5	
South Alabama	11/16/2021	73-68	W	27-61	.443	7-27	.259	12-19	.632	11	28	39	45.7	17	13	22	9	12	73	90.0	
Oakland	11/19/2021	86-59	W	29-67	.433	10-36	.278	18-22	.818	17	34	51	47.0	15	15	12	10	4	86	89.0	
vs Iona	11/25/2021	68-72	L	25-56	.446	5-17	.294	13-25	.520	8	30	38	45.2	18	7	13	3	7	68	84.8	
vs Drake	11/26/2021	80-71	W	31-57	.544	5-19	.263	13-22	.591	10	25	35	43.5	17	11	17	6	8	80	84.0	
vs Miami (FL)	11/28/2021	96-64	W	37-69	.536	16-30	.533	6-11	.545	14	28	42	43.3	17	22	13	3	4	96	85.7	
vs Gonzaga	12/04/2021	91-82	W	31-72	.431	13-34	.382	16-22	.727	12	31	43	43.3	24	15	12	9	7	91	86.4	
Houston	12/11/2021	83-82	W	26-50	.520	7-18	.389	24-31	.774	7	27	34	42.2	20	14	12	1	4	83	86.0	
at Memphis	12/14/2021	78-92	L	30-65	.462	10-33	.303	8-12	.667	14	17	31	41.1	20	16	20	3	11	78	85.2	
Jacksonville St.	12/18/2021	65-59	W	23-56	.411	8-30	.267	11-16	.688	11	30	41	41.1	17	15	11	8	5	65	83.4	
vs Davidson	12/21/2021	78-79	L	30-67	.448	12-36	.333	6-8	.750	16	23	39	40.9	12	17	11	4	5	78	82.9	
Tennessee	12/29/2021	73-68	W	26-60	.433	7-31	.226	14-21	.667	11	32	43	41.1	17	11	15	3	7	73	82.2	
at Florida	01/05/2022	83-70	W	29-72	.403	9-32	.281	16-19	.842	20	20	40	41.0	21	16	12	5	13	83	82.2	
at Missouri	01/08/2022	86-92	L	33-67	.493	9-24	.375	11-16	.688	11	20	31	40.3	18	15	7	6	6	86	82.5	
Auburn	01/11/2022	77-81	L	23-66	.348	7-31	.226	24-29	.828	11	31	42	40.4	18	12	12	7	6	77	82.1	
at Mississippi St.	01/15/2022	76-78	L	22-56	.393	8-29	.276	24-28	.857	13	19	32	39.9	26	12	15	3	7	76	81.8	
LSU	01/19/2022	70-67	W	21-61	.344	7-34	.206	21-32	.656	19	25	44	40.2	10	6	17	3	10	70	81.1	
Missouri	01/22/2022	86-76	W	28-64	.438	9-27	.333	21-29	.724	23	21	44	40.4	13	14	11	5	7	86	81.4	
at Georgia	01/25/2022	76-82	L	27-63	.429	9-34	.265	13-20	.650	17	25	42	40.5	23	18	19	7	9	76	81.1	
Baylor	01/29/2022	87-78	W	29-49	.592	7-21	.333	22-26	.846	8	21	29	39.9	19	16	15	3	10	87	81.4	
at Auburn	02/01/2022	81-100	L	25-70	.357	14-37	.378	17-22	.773	13	27	40	39.9	30	13	11	5	6	81	81.4	
Kentucky	02/05/2022	55-66	L	18-64	.281	3-30	.100	16-24	.667	16	31	47	40.2	17	10	15	4	5	55	80.2	
at Ole Miss	02/09/2022	97-83	W	36-60	.600	14-22	.636	11-15	.733	6	31	37	40.1	15	23	12	4	4	97	80.9	
Arkansas	02/12/2022	68-67	W	24-56	.429	7-29	.241	13-17	.765	11	29	40	40.1	22	13	24	7	4	68	80.4	
Mississippi St.	02/16/2022	80-75	W	28-63	.444	6-30	.200	18-23	.783	15	33	48	40.4	14	15	14	9	6	80	80.4	
at Kentucky	02/19/2022	81-90	L	30-69	.435	14-40	.350	7-9	.778	17	15	32	40.1	16	15	9	5	6	81	80.4	
at Vanderbilt	02/22/2022	74-72	W	22-58	.379	8-28	.286	22-25	.880	14	27	41	40.1	25	13	18	8	8	74	80.2	
South Carolina	02/26/2022	90-71	W	29-61	.475	13-33	.394	19-23	.826	13	25	38	40.0	14	17	17	1	8	90	80.5	
Texas A&M	03/02/2022	71-87	L	26-54	.481	8-24	.333	11-15	.733	6	18	24	39.5	17	18	19	5	8	71	80.2	
at LSU	03/05/2022	77-80	Lot	23-61	.377	11-40	.275	20-22	.909	17	25	42	39.6	17	12	21	0	9	77	80.1	
Total		2483		861-1942	.443	289-929	.311	472-640	.738	415	812	1227	39.6	565	452	448	151	219	2483	80.1	
Opponents		2363		837-1921	.436	226-683	.331	463-649	.713	369	755	1124	36.3	565	386	406	119	238	2363	76.2	

Alabama Averages

Games Played	Points/game	FG Pct	3FG Pct	FT Pct	Rebounds/game	Assists/game	Turnovers/game	Assist/Turnover ratio	Steals/game	Blocks/game
31	80.1	44.3	31.1	73.8	39.6	14.6	14.5	1.0	7.1	4.9

2021-22 OPPONENT GAME-BY-GAME



2021-22 Alabama Men's Basketball
Opponents Game-by-Game
All games

Page 1/1
as of Mar 05, 2022

				Total		3-Pointers		Free throws		Rebounds											
Opponent	Date	Score		FG-FGA	PCT	3FG-3FGA	PCT	FT-FTA	PCT	OFF	DEF	TOT	AVG	PF	A	TO	BLK	STL	PTS	AVG	
Louisiana Tech	11/09/2021	93-64	W	26-67	.388	6-26	.231	6-19	.316	16	21	37	37.0	18	11	11	1	3	64	64.0	
South Dakota St.	11/12/2021	104-88	W	34-70	.486	9-31	.290	11-18	.611	9	29	38	37.5	19	15	11	2	4	88	76.0	
South Alabama	11/16/2021	73-68	W	25-65	.385	7-25	.280	11-16	.688	13	27	40	38.3	21	8	21	2	10	68	73.3	
Oakland	11/19/2021	86-59	W	19-63	.302	4-23	.174	17-22	.773	12	23	35	37.5	15	3	9	1	9	59	69.8	
vs Iona	11/25/2021	68-72	L	26-59	.441	4-21	.190	16-21	.762	5	26	31	36.2	17	14	13	5	8	72	70.2	
vs Drake	11/26/2021	80-71	W	27-63	.429	7-19	.368	10-17	.588	13	20	33	35.7	20	10	15	1	7	71	70.3	
vs Miami (FL)	11/28/2021	96-64	W	23-50	.460	4-17	.235	14-20	.700	4	19	23	33.9	16	6	13	2	8	64	69.4	
vs Gonzaga	12/04/2021	91-82	W	30-67	.448	9-23	.391	13-25	.520	13	29	42	34.9	15	17	12	9	6	82	71.0	
Houston	12/11/2021	83-82	W	31-73	.425	9-26	.346	11-19	.579	21	22	43	35.8	28	11	10	6	8	82	72.2	
at Memphis	12/14/2021	78-92	L	32-60	.533	8-23	.348	20-25	.800	13	20	33	35.5	12	20	17	3	12	92	74.2	
Jacksonville St.	12/18/2021	65-59	W	22-61	.361	6-25	.240	9-16	.563	13	25	38	35.7	20	7	9	3	4	59	72.8	
vs Davidson	12/21/2021	78-79	L	31-58	.534	12-24	.500	5-5	1.000	4	23	27	35.0	13	22	11	3	6	79	73.3	
Tennessee	12/29/2021	73-68	W	22-63	.349	7-29	.241	17-20	.850	10	25	35	35.0	19	10	11	2	10	68	72.9	
at Florida	01/05/2022	83-70	W	22-52	.423	8-23	.348	18-28	.643	15	25	40	35.4	20	12	20	7	5	70	72.7	
at Missouri	01/08/2022	86-92	L	31-63	.492	9-24	.375	21-27	.778	16	27	43	35.9	14	19	10	5	4	92	74.0	
Auburn	01/11/2022	77-81	L	30-67	.448	7-26	.269	14-22	.636	10	34	44	36.4	24	11	13	11	9	81	74.4	
at Mississippi St.	01/15/2022	76-78	L	24-59	.407	2-16	.125	28-38	.737	18	25	43	36.8	21	9	13	2	8	78	74.6	
LSU	01/19/2022	70-67	W	24-56	.429	10-22	.455	9-15	.600	9	27	36	36.7	24	6	20	7	7	67	74.2	
Missouri	01/22/2022	86-76	W	31-65	.477	11-24	.458	3-5	.600	14	16	30	36.4	23	13	11	4	7	76	74.3	
at Georgia	01/25/2022	76-82	L	25-56	.446	8-23	.348	24-30	.800	9	23	32	36.2	20	16	14	1	5	82	74.7	
Baylor	01/29/2022	87-78	W	26-56	.464	9-19	.474	17-22	.773	12	13	25	35.6	21	11	16	2	8	78	74.9	
at Auburn	02/01/2022	81-100	L	32-66	.485	5-21	.238	31-39	.795	11	36	47	36.1	18	12	8	10	7	100	76.0	
Kentucky	02/05/2022	55-66	L	24-60	.400	4-11	.364	14-19	.737	10	34	44	36.5	16	13	15	2	12	66	75.6	
at Ole Miss	02/09/2022	97-83	W	32-67	.478	12-28	.429	7-14	.500	9	22	31	36.3	16	18	7	1	6	83	75.9	
Arkansas	02/12/2022	68-67	W	22-70	.314	6-21	.286	17-24	.708	21	25	46	36.6	17	11	16	0	7	67	75.5	
Mississippi St.	02/16/2022	80-75	W	26-72	.361	6-21	.286	17-19	.895	14	22	36	36.6	21	12	9	7	7	75	75.5	
at Kentucky	02/19/2022	81-90	L	33-62	.532	9-14	.643	15-19	.789	16	23	39	36.7	7	13	7	3	7	90	76.0	
at Vanderbilt	02/22/2022	74-72	W	19-53	.358	7-21	.333	27-36	.750	12	25	37	36.7	21	12	16	4	12	72	75.9	
South Carolina	02/26/2022	90-71	W	27-59	.458	7-21	.333	10-11	.909	8	22	30	36.5	18	18	19	6	6	71	75.7	
Texas A&M	03/02/2022	71-87	L	33-58	.569	7-16	.438	14-15	.933	8	25	33	36.4	15	13	16	3	10	87	76.1	
at LSU	03/05/2022	77-80	Lot	28-61	.459	7-20	.350	17-23	.739	11	22	33	36.3	16	13	13	4	16	80	76.2	
Total		2363		837-1921	.436	226-683	.331	463-649	.713	369	755	1124	36.3	565	386	406	119	238	2363	76.2	
Alabama		2483		861-1942	.443	289-929	.311	472-640	.738	415	812	1227	39.6	565	452	448	151	219	2483	80.1	

Opponents Averages

Games Played	Points/game	FG Pct	3FG Pct	FT Pct	Rebounds/game	Assists/game	Turnovers/game	Assist/Turnover ratio	Steals/game	Blocks/game
31	76.2	43.6	33.1	71.3	36.3	12.5	13.1	1.0	7.7	3.8

2021-22 ALABAMA GAME HIGHS



2021-22 Alabama Men's Basketball
Team High/Low Analysis
All games

Page 1/4
as of Mar 05, 2022

Alabama - Game Highs

POINTS	104		South Dakota St. (11/12/2021)
	97		at Ole Miss (02/09/2022)
	96		vs Miami (FL) (N) (11/28/2021)
	93		Louisiana Tech (11/09/2021)
	91		vs Gonzaga (N) (12/04/2021)
FIELD GOALS MADE	41		South Dakota St. (11/12/2021)
	37		vs Miami (FL) (N) (11/28/2021)
FIELD GOAL ATTEMPTS	84		South Dakota St. (11/12/2021)
	72		at Florida (01/05/2022)
	72		vs Gonzaga (N) (12/04/2021)
FIELD GOAL PERCENTAGE	.600	(36-60)	at Ole Miss (02/09/2022)
	.592	(29-49)	Baylor (01/29/2022)
3 PT FG MADE	16		vs Miami (FL) (N) (11/28/2021)
	14		at Kentucky (02/19/2022)
	14		at Ole Miss (02/09/2022)
	14		at Auburn (02/01/2022)
3 PT FG ATTEMPTS	40		at LSU (03/05/2022)
	40		at Kentucky (02/19/2022)
	40		South Dakota St. (11/12/2021)
3 PT FG PERCENTAGE	.636	(14-22)	at Ole Miss (02/09/2022)
	.533	(16-30)	vs Miami (FL) (N) (11/28/2021)
FREE THROWS MADE	24		at Mississippi St. (01/15/2022)
	24		Auburn (01/11/2022)
	24		Houston (12/11/2021)
FREE THROW ATTEMPTS	32		LSU (01/19/2022)
	31		Houston (12/11/2021)
FREE THROW PERCENTAGE	.909	(20-22)	at LSU (03/05/2022)
	.880	(22-25)	at Vanderbilt (02/22/2022)
REBOUNDS	51		Oakland (11/19/2021)
	51		Louisiana Tech (11/09/2021)
ASSISTS	23		at Ole Miss (02/09/2022)
	22		vs Miami (FL) (N) (11/28/2021)
STEALS	13		at Florida (01/05/2022)
	12		South Alabama (11/16/2021)
BLOCKED SHOTS	10		Oakland (11/19/2021)
	9		Mississippi St. (02/16/2022)
	9		vs Gonzaga (N) (12/04/2021)
	9		South Alabama (11/16/2021)
TURNOVERS	24		Arkansas (02/12/2022)
	22		South Alabama (11/16/2021)
FOULS	30		at Auburn (02/01/2022)
	26		at Mississippi St. (01/15/2022)

2021-22 OPPONENT GAME HIGHS



2021-22 Alabama Men's Basketball
Team High/Low Analysis
All games

Page 2/4
as of Mar 05, 2022

Opponent - Game Highs

POINTS	100		at Auburn (02/01/2022)
	92		at Missouri (01/08/2022)
	92		at Memphis (12/14/2021)
	90		at Kentucky (02/19/2022)
	88		South Dakota St. (11/12/2021)
FIELD GOALS MADE	34		South Dakota St. (11/12/2021)
	33		Texas A&M (03/02/2022)
	33		at Kentucky (02/19/2022)
FIELD GOAL ATTEMPTS	73		Houston (12/11/2021)
	72		Mississippi St. (02/16/2022)
FIELD GOAL PERCENTAGE	.569	(33-58)	Texas A&M (03/02/2022)
	.534	(31-58)	vs Davidson (N) (12/21/2021)
3 PT FG MADE	12		at Ole Miss (02/09/2022)
	12		vs Davidson (N) (12/21/2021)
3 PT FG ATTEMPTS	31		South Dakota St. (11/12/2021)
	29		Tennessee (12/29/2021)
3 PT FG PERCENTAGE	.643	(9-14)	at Kentucky (02/19/2022)
	.500	(12-24)	vs Davidson (N) (12/21/2021)
FREE THROWS MADE	31		at Auburn (02/01/2022)
	28		at Mississippi St. (01/15/2022)
FREE THROW ATTEMPTS	39		at Auburn (02/01/2022)
	38		at Mississippi St. (01/15/2022)
FREE THROW PERCENTAGE	1.000	(5-5)	vs Davidson (N) (12/21/2021)
	.933	(14-15)	Texas A&M (03/02/2022)
REBOUNDS	47		at Auburn (02/01/2022)
	46		Arkansas (02/12/2022)
ASSISTS	22		vs Davidson (N) (12/21/2021)
	20		at Memphis (12/14/2021)
STEALS	16		at LSU (03/05/2022)
	12		at Vanderbilt (02/22/2022)
	12		Kentucky (02/05/2022)
	12		at Memphis (12/14/2021)
BLOCKED SHOTS	11		Auburn (01/11/2022)
	10		at Auburn (02/01/2022)
TURNOVERS	21		South Alabama (11/16/2021)
	20		LSU (01/19/2022)
	20		at Florida (01/05/2022)
FOULS	28		Houston (12/11/2021)
	25		LSU (01/19/2022)

2021-22 ALABAMA GAME LOWS



2021-22 Alabama Men's Basketball
Team High/Low Analysis
All games

Page 3/4
as of Mar 05, 2022

Alabama - Game Lows

POINTS	55		Kentucky (02/05/2022)
	65		Jacksonville St. (12/18/2021)
	68		Arkansas (02/12/2022)
	68		vs Iona (N) (11/25/2021)
	70		LSU (01/19/2022)
FIELD GOALS MADE	18		Kentucky (02/05/2022)
	21		LSU (01/19/2022)
FIELD GOAL ATTEMPTS	49		Baylor (01/29/2022)
	50		Houston (12/11/2021)
FIELD GOAL PERCENTAGE	.281	(18-64)	Kentucky (02/05/2022)
	.344	(21-61)	LSU (01/19/2022)
3 PT FG MADE	3		Kentucky (02/05/2022)
	5		vs Drake (N) (11/26/2021)
	5		vs Iona (N) (11/25/2021)
3 PT FG ATTEMPTS	17		vs Iona (N) (11/25/2021)
	18		Houston (12/11/2021)
3 PT FG PERCENTAGE	.100	(3-30)	Kentucky (02/05/2022)
	.200	(6-30)	Mississippi St. (02/16/2022)
FREE THROWS MADE	6		vs Davidson (N) (12/21/2021)
	6		vs Miami (FL) (N) (11/28/2021)
FREE THROW ATTEMPTS	8		vs Davidson (N) (12/21/2021)
	9		at Kentucky (02/19/2022)
FREE THROW PERCENTAGE	.520	(13-25)	vs Iona (N) (11/25/2021)
	.545	(6-11)	vs Miami (FL) (N) (11/28/2021)
REBOUNDS	24		Texas A&M (03/02/2022)
	29		Baylor (01/29/2022)
ASSISTS	6		LSU (01/19/2022)
	7		vs Iona (N) (11/25/2021)
STEALS	4		Arkansas (02/12/2022)
	4		at Ole Miss (02/09/2022)
	4		Houston (12/11/2021)
	4		vs Miami (FL) (N) (11/28/2021)
	4		Oakland (11/19/2021)
	4		South Dakota St. (11/12/2021)
BLOCKED SHOTS	0		at LSU (03/05/2022)
	1		South Carolina (02/26/2022)
	1		Houston (12/11/2021)
TURNOVERS	7		at Missouri (01/08/2022)
	8		South Dakota St. (11/12/2021)
FOULS	10		LSU (01/19/2022)
	12		vs Davidson (N) (12/21/2021)

2021-22 OPPONENT GAME LOWS



2021-22 Alabama Men's Basketball
Team High/Low Analysis
All games

Page 4/4
as of Mar 05, 2022

Opponent - Game Lows

POINTS	59		Jacksonville St. (12/18/2021)
	59		Oakland (11/19/2021)
	64		vs Miami (FL) (N) (11/28/2021)
	64		Louisiana Tech (11/09/2021)
	66		Kentucky (02/05/2022)
FIELD GOALS MADE	19		at Vanderbilt (02/22/2022)
	19		Oakland (11/19/2021)
FIELD GOAL ATTEMPTS	50		vs Miami (FL) (N) (11/28/2021)
	52		at Florida (01/05/2022)
FIELD GOAL PERCENTAGE	.302	(19-63)	Oakland (11/19/2021)
	.314	(22-70)	Arkansas (02/12/2022)
3 PT FG MADE	2		at Mississippi St. (01/15/2022)
	4		Kentucky (02/05/2022)
	4		vs Miami (FL) (N) (11/28/2021)
	4		vs Iona (N) (11/25/2021)
	4		Oakland (11/19/2021)
3 PT FG ATTEMPTS	11		Kentucky (02/05/2022)
	14		at Kentucky (02/19/2022)
3 PT FG PERCENTAGE	.125	(2-16)	at Mississippi St. (01/15/2022)
	.174	(4-23)	Oakland (11/19/2021)
FREE THROWS MADE	3		Missouri (01/22/2022)
	5		vs Davidson (N) (12/21/2021)
FREE THROW ATTEMPTS	5		Missouri (01/22/2022)
	5		vs Davidson (N) (12/21/2021)
FREE THROW PERCENTAGE	.316	(6-19)	Louisiana Tech (11/09/2021)
	.500	(7-14)	at Ole Miss (02/09/2022)
REBOUNDS	23		vs Miami (FL) (N) (11/28/2021)
	25		Baylor (01/29/2022)
ASSISTS	3		Oakland (11/19/2021)
	6		LSU (01/19/2022)
	6		vs Miami (FL) (N) (11/28/2021)
STEALS	3		Louisiana Tech (11/09/2021)
	4		at Missouri (01/08/2022)
	4		Jacksonville St. (12/18/2021)
	4		South Dakota St. (11/12/2021)
BLOCKED SHOTS	0		Arkansas (02/12/2022)
	1		at Ole Miss (02/09/2022)
	1		at Georgia (01/25/2022)
	1		vs Drake (N) (11/26/2021)
	1		Oakland (11/19/2021)
	1		Louisiana Tech (11/09/2021)
TURNOVERS	7		at Kentucky (02/19/2022)
	7		at Ole Miss (02/09/2022)
FOULS	7		at Kentucky (02/19/2022)
	12		at Memphis (12/14/2021)

2021-22 ALABAMA INDIVIDUAL HIGHS


2021-22 Alabama Men's Basketball
Player Highs Analysis
All games

 Page 1/4
 as of Mar 05, 2022
Alabama - Individual Game Highs

POINTS	30		Jaden Shackelford at Ole Miss (02/09/2022)
	28		Keon Ellis at Kentucky (02/19/2022)
	28		Jaden Shackelford vs Gonzaga (N) (12/04/2021)
	26		Jaden Shackelford at Auburn (02/01/2022)
	26		Jaden Shackelford vs LSU (01/19/2022)
	26		Jahvon Quinerly vs South Dakota St. (11/12/2021)
FIELD GOALS MADE	11		Jahvon Quinerly vs South Dakota St. (11/12/2021)
	10		Keon Ellis at Kentucky (02/19/2022)
	10		Jaden Shackelford at Ole Miss (02/09/2022)
	10		Jaden Shackelford vs Gonzaga (N) (12/04/2021)
FIELD GOAL ATTEMPTS	24		Jahvon Quinerly vs South Dakota St. (11/12/2021)
	21		Jahvon Quinerly at Auburn (02/01/2022)
FIELD GOAL PERCENTAGE (min 5 made)	.875	(7-8)	JD Davison at Ole Miss (02/09/2022)
	.875	(7-8)	Juwan Gary vs Baylor (01/29/2022)
3 PT FG MADE	8		Jaden Shackelford at Ole Miss (02/09/2022)
	7		Keon Ellis at Kentucky (02/19/2022)
3 PT FG ATTEMPTS	15		Jahvon Quinerly vs South Dakota St. (11/12/2021)
	13		Jaden Shackelford at Ole Miss (02/09/2022)
3 PT FG PERCENTAGE (min 2 made)	1.000	(3-3)	Jahvon Quinerly at Vanderbilt (02/22/2022)
	1.000	(3-3)	Darius Miles vs Louisiana Tech (11/09/2021)
	1.000	(2-2)	JD Davison at Ole Miss (02/09/2022)
FREE THROWS MADE	9		Jaden Shackelford at Auburn (02/01/2022)
	9		Jaden Shackelford vs LSU (01/19/2022)
FREE THROW ATTEMPTS	11		Jaden Shackelford vs LSU (01/19/2022)
	11		Jahvon Quinerly vs Drake (N) (11/26/2021)
FREE THROW PERCENTAGE (min 3 made)	1.000	(8-8)	Keon Ellis at LSU (03/05/2022)
	1.000	(7-7)	Jaden Shackelford vs Missouri (01/22/2022)
	1.000	(5-5)	Jaden Shackelford vs South Carolina (02/26/2022)
	1.000	(5-5)	Jahvon Quinerly vs Baylor (01/29/2022)
	1.000	(5-5)	Keon Ellis vs LSU (01/19/2022)
	1.000	(5-5)	Keon Ellis at Mississippi St. (01/15/2022)
	1.000	(5-5)	Keon Ellis vs Louisiana Tech (11/09/2021)
	1.000	(4-4)	Noah Gurley at Vanderbilt (02/22/2022)
	1.000	(4-4)	Jahvon Quinerly at Vanderbilt (02/22/2022)
	1.000	(4-4)	James Rojas vs Mississippi St. (02/16/2022)
	1.000	(4-4)	Darius Miles vs Mississippi St. (02/16/2022)
	1.000	(4-4)	Charles Bediako vs Kentucky (02/05/2022)
	1.000	(4-4)	Jahvon Quinerly at Auburn (02/01/2022)
	1.000	(4-4)	Darius Miles at Mississippi St. (01/15/2022)
	1.000	(4-4)	Noah Gurley vs Auburn (01/11/2022)
	1.000	(4-4)	Jahvon Quinerly vs Auburn (01/11/2022)
	1.000	(4-4)	Jaden Shackelford at Missouri (01/08/2022)
	1.000	(4-4)	Juwan Gary at Florida (01/05/2022)
	1.000	(4-4)	Keon Ellis vs Jacksonville St. (12/18/2021)
	1.000	(4-4)	Keon Ellis vs Houston (12/11/2021)
REBOUNDS	13		Keon Ellis vs South Dakota St. (11/12/2021)
	10		JD Davison at Vanderbilt (02/22/2022)
	10		JD Davison vs Mississippi St. (02/16/2022)
	10		Noah Gurley vs Tennessee (12/29/2021)
	10		Keon Ellis vs Jacksonville St. (12/18/2021)
	10		Juwan Gary vs Drake (N) (11/26/2021)
	10		Jaden Shackelford vs Iona (N) (11/25/2021)
	10		Jaden Shackelford vs South Alabama (11/16/2021)
	10		Juwan Gary vs Louisiana Tech (11/09/2021)



2021-22 ALABAMA INDIVIDUAL HIGHS



2021-22 Alabama Men's Basketball
Player Highs Analysis
All games

Page 2/4
as of Mar 05, 2022

Alabama - Individual Game Highs

ASSISTS	10	JD Davison at Memphis (12/14/2021)
	10	JD Davison vs Miami (FL) (N) (11/28/2021)
STEALS	4	Keon Ellis at Kentucky (02/19/2022)
	4	Keon Ellis at Georgia (01/25/2022)
	4	Jaden Shackelford vs LSU (01/19/2022)
	4	Keon Ellis vs Auburn (01/11/2022)
	4	Keon Ellis at Missouri (01/08/2022)
	4	Keon Ellis at Florida (01/05/2022)
BLOCKED SHOTS	6	Charles Bediako vs Mississippi St. (02/16/2022)
	6	Charles Bediako vs Gonzaga (N) (12/04/2021)
TURNOVERS	8	JD Davison vs Tennessee (12/29/2021)
	7	JD Davison vs Drake (N) (11/26/2021)
FOULS	5	Charles Bediako at Vanderbilt (02/22/2022)
	5	James Rojas at Georgia (01/25/2022)
	5	Noah Gurley at Mississippi St. (01/15/2022)
	5	Keon Ellis vs Auburn (01/11/2022)
	5	Noah Gurley at Florida (01/05/2022)
	5	Charles Bediako vs Jacksonville St. (12/18/2021)
	5	Juwan Gary at Memphis (12/14/2021)
	5	Noah Gurley vs Houston (12/11/2021)
	5	Charles Bediako vs Houston (12/11/2021)
	5	Charles Bediako vs Louisiana Tech (11/09/2021)

2021-22 OPPONENT INDIVIDUAL HIGHS


**2021-22 Alabama Men's Basketball
Player Highs Analysis
All games**

 Page 3/4
 as of Mar 05, 2022
Opponent - Individual Game Highs

POINTS	33		Jarkel Joiner at Ole Miss (02/09/2022)
	31		Jamal Cain vs Oakland (11/19/2021)
	30		Kobe Brown at Missouri (01/08/2022)
	28		Quenton Jackson vs Texas A&M (03/02/2022)
	26		Scotty Pippen Jr. at Vanderbilt (02/22/2022)
	26		Tari Eason vs LSU (01/19/2022)
FIELD GOALS MADE	12		Jarkel Joiner at Ole Miss (02/09/2022)
	10		Luka Brajkovic vs Davidson (N) (12/21/2021)
	10		Drew Timme vs Gonzaga (N) (12/04/2021)
	10		Jamal Cain vs Oakland (11/19/2021)
FIELD GOAL ATTEMPTS	25		Marcus Sasser vs Houston (12/11/2021)
	23		Jamal Cain vs Oakland (11/19/2021)
FIELD GOAL PERCENTAGE (min 5 made)	.778	(7-9)	Jalen Duren at Memphis (12/14/2021)
	.727	(8-11)	Michael Jones vs Davidson (N) (12/21/2021)
3 PT FG MADE	7		Kellan Grady at Kentucky (02/19/2022)
	6		Jarkel Joiner at Ole Miss (02/09/2022)
3 PT FG ATTEMPTS	14		Marcus Sasser vs Houston (12/11/2021)
	14		Kayo Goncalves vs South Alabama (11/16/2021)
3 PT FG PERCENTAGE (min 2 made)	1.000	(3-3)	Michael Jones vs Davidson (N) (12/21/2021)
	1.000	(2-2)	Dale Bonner vs Baylor (01/29/2022)
	1.000	(2-2)	Jaxon Etter at Georgia (01/25/2022)
	1.000	(2-2)	Tari Eason vs LSU (01/19/2022)
	1.000	(2-2)	Brandon McKissic at Florida (01/05/2022)
FREE THROWS MADE	14		Scotty Pippen Jr. at Vanderbilt (02/22/2022)
	10		Jabri Abdur-Rahim at Georgia (01/25/2022)
	10		Kobe Brown at Missouri (01/08/2022)
FREE THROW ATTEMPTS	18		Scotty Pippen Jr. at Vanderbilt (02/22/2022)
	13		Tari Eason at LSU (03/05/2022)
	13		Jaylin Williams vs Arkansas (02/12/2022)
FREE THROW PERCENTAGE (min 3 made)	1.000	(9-9)	Quenton Jackson vs Texas A&M (03/02/2022)
	1.000	(9-9)	Shakeel Moore at Mississippi St. (01/15/2022)
	1.000	(6-6)	Daimion Collins vs Kentucky (02/05/2022)
	1.000	(6-6)	Isaiah Wong vs Miami (FL) (N) (11/28/2021)
	1.000	(5-5)	Wendell Green Jr. at Auburn (02/01/2022)
	1.000	(5-5)	Marcus Sasser vs Houston (12/11/2021)
	1.000	(4-4)	Jermaine Couisnard vs South Carolina (02/26/2022)
	1.000	(4-4)	Daimion Collins at Kentucky (02/19/2022)
	1.000	(4-4)	Garrison Brooks vs Mississippi St. (02/16/2022)
	1.000	(4-4)	Cam Carter vs Mississippi St. (02/16/2022)
	1.000	(4-4)	Kendall Brown vs Baylor (01/29/2022)
	1.000	(4-4)	Allen Flanigan vs Auburn (01/11/2022)
	1.000	(4-4)	Emoni Bates at Memphis (12/14/2021)
	1.000	(4-4)	Trey Townsend vs Oakland (11/19/2021)
	1.000	(3-3)	Trey Thomas at Vanderbilt (02/22/2022)
	1.000	(3-3)	Braelen Bridges at Georgia (01/25/2022)
	1.000	(3-3)	Darian Adams vs Jacksonville St. (12/18/2021)
REBOUNDS	18		Baylor Scheierman vs South Dakota St. (11/12/2021)
	15		Oscar Tshiebwe vs Kentucky (02/05/2022)
ASSISTS	9		Luis Rodriguez at Ole Miss (02/09/2022)
	8		Xavier Pinson at LSU (03/05/2022)
	8		Scotty Pippen Jr. at Vanderbilt (02/22/2022)
	8		Foster Loyer vs Davidson (N) (12/21/2021)
STEALS	6		Scotty Pippen Jr. at Vanderbilt (02/22/2022)
	5		Xavier Pinson at LSU (03/05/2022)

2021-22 OPPONENT INDIVIDUAL HIGHS



2021-22 Alabama Men's Basketball
Player Highs Analysis
All games

Page 4/4
as of Mar 05, 2022

Opponent - Individual Game Highs

BLOCKED SHOTS	8	Walker Kessler at Auburn (02/01/2022)
	4	Garrison Brooks vs Mississippi St. (02/16/2022)
	4	Mwani Wilkinson vs LSU (01/19/2022)
	4	Jabari Smith vs Auburn (01/11/2022)
	4	Dylan Cardwell vs Auburn (01/11/2022)
	4	Chet Holmgren vs Gonzaga (N) (12/04/2021)
TURNOVERS	7	Jermaine Couisnard vs South Carolina (02/26/2022)
	7	Charles Manning, Jr. vs South Alabama (11/16/2021)
FOULS	5	Tolu Smith vs Mississippi St. (02/16/2022)
	5	Stanley Umude vs Arkansas (02/12/2022)
	5	Braelen Bridges at Georgia (01/25/2022)
	5	Dajuan Gordon vs Missouri (01/22/2022)
	5	Efton Reid vs LSU (01/19/2022)
	5	Tolu Smith at Mississippi St. (01/15/2022)
	5	Walker Kessler vs Auburn (01/11/2022)
	5	Santiago Vescovi vs Tennessee (12/29/2021)
	5	Maros Zeliznak vs Jacksonville St. (12/18/2021)
	5	Roman Penn vs Drake (N) (11/26/2021)
	5	Jay Jay Chandler vs South Alabama (11/16/2021)
	5	Diante Smith vs South Alabama (11/16/2021)
	5	Douglas Wilson vs South Dakota St. (11/12/2021)
	5	Luke Appel vs South Dakota St. (11/12/2021)

2021-22 SEASON STATS


2021-22 Alabama Men's Basketball
Combined Team Statistics
All games

Page 1/1
as of Mar 05, 2022

Game Records

Record	Overall	Home	Away	Neutral
ALL GAMES	19-12	13-3	3-7	3-2
CONFERENCE	9-9	6-3	3-6	0-0
NON-CONFERENCE	10-3	7-0	0-1	3-2

Score by Periods

Team	1st	2nd	OT	TOT
Alabama	1175	1303	5	2483
Opponents	1098	1257	8	2363

Team Box Score

No.	Player				Total		3-Point		F-Throw		Rebounds											
		GP-GS	MIN	AVG	FG-FGA	FG%	3FG-3FGA	3FG%	FT-FTA	FT%	OFF	DEF	TOT	AVG	PF	DQ	A	TO	BLK	STL	PTS	AVG
5	SHACKELFORD, Jaden	31-30	1053:29	34.0	168-427	.393	93-262	.355	85-109	.780	38	130	168	5.4	48	0	46	62	5	26	514	16.6
13	QUINERLY, Jahvon	31-25	966:07	31.2	161-389	.414	49-173	.283	73-97	.753	11	82	93	3.0	58	0	132	93	5	21	444	14.3
14	ELLIS, Keon	31-31	950:04	30.6	114-262	.435	63-173	.364	85-96	.885	56	129	185	6.0	83	1	56	49	19	59	376	12.1
3	DAVISON, JD	31-6	784:55	25.3	93-197	.472	24-81	.296	57-79	.722	35	112	147	4.7	38	0	126	88	12	29	267	8.6
0	GURLEY, Noah	31-12	573:20	18.5	85-174	.489	18-69	.261	30-47	.638	44	66	110	3.5	82	3	17	41	25	14	218	7.0
10	BEDIAKO, Charles	31-28	550:52	17.8	85-123	.691	0-1	.000	41-66	.621	62	73	135	4.4	78	4	22	27	51	21	211	6.8
4	GARY, Juwan	27-16	419:10	15.5	68-131	.519	8-39	.205	32-51	.627	46	47	93	3.4	57	1	7	18	13	15	176	6.5
2	MILES, Darius	28-2	484:03	17.3	52-135	.385	24-78	.308	36-47	.766	30	65	95	3.4	63	0	25	29	16	19	164	5.9
33	ROJAS, James	15-3	207:47	13.9	23-52	.442	6-24	.250	30-39	.769	17	21	38	2.5	36	1	8	12	2	12	82	5.5
15	BARNES, Tyler	4-1	11:39	2.9	2-5	.400	1-3	.333	2-2	1.000	0	1	1	0.3	0	0	2	0	0	1	7	1.8
22	AMBROSE-HYLTON, Keon	11-0	50:49	4.6	5-11	.455	0-0	.000	1-3	.333	6	3	9	0.8	10	0	4	4	1	1	11	1.0
21	JOHNSON, Britton	6-1	20:58	3.5	2-11	.182	1-9	.111	0-1	.000	6	2	8	1.3	1	0	0	2	0	1	5	0.8
1	HOLT, Jusaun	20-0	136:27	6.8	3-21	.143	2-17	.118	0-0	.000	8	23	31	1.6	10	0	5	6	2	0	8	0.4
12	HEARD, Delaney	1-0	00:59	1.0	0-0	.000	0-0	.000	0-0	.000	0	0	0	0.0	0	0	0	0	0	0	0	0.0
24	QUINERLY, Jaden	3-0	04:29	1.5	0-2	.000	0-0	.000	0-3	.000	1	2	3	1.0	1	0	1	1	0	0	0	0.0
30	COTTRELL, Adam	2-0	03:34	1.8	0-0	.000	0-0	.000	0-0	.000	0	0	0	0.0	0	0	1	0	0	0	0	0.0
35	TCHIKOU, Alex	3-0	06:19	2.1	0-2	.000	0-0	.000	0-0	.000	1	3	4	1.3	0	0	0	1	0	0	0	0.0
Team											54	53	107					15				
Total		31	6225		861-1942	.443	289-929	.311	472-640	.738	415	812	1227	39.6	565	10	452	448	151	219	2483	80.1
Opponents		31	6225		837-1921	.436	226-683	.331	463-649	.713	369	755	1124	36.3	565	14	386	406	119	238	2363	76.2

Team Statistics

	BAMA	OPP
Scoring	2483	2363
Points per game	80.1	76.2
Scoring margin	+3.9	-
Field goals-att	861-1942	837-1921
Field goal pct	.443	.436
3 point fg-att	289-929	226-683
3-point FG pct	.311	.331
3-pt FG made per game	9.3	7.3
Free throws-att	472-640	463-649
Free throw pct	.738	.713
F-Throws made per game	15.2	14.9
Rebounds	1227	1124
Rebounds per game	39.6	36.3
Rebounding margin	+3.3	-
Assists	452	386
Assists per game	14.6	12.5
Turnovers	448	406
Turnovers per game	14.5	13.1
Turnover margin	-1.4	-
Assist/turnover ratio	1.0	1.0
Steals	219	238
Steals per game	7.1	7.7
Blocks	151	119
Blocks per game	4.9	3.8
Winning streak	0	-
Home win streak	0	-
Attendance	175244	105399
Home games-Avg/Game	16-10953	10-10540
Neutral site-Avg/Game	-	5-7345

Team Results

Date	Opponent	Score	Att.
11/09/2021	Louisiana Tech	W 93-64	12613
11/12/2021	South Dakota St.	W 104-88	10546
11/16/2021	South Alabama	W 73-68	9038
11/19/2021	Oakland	W 86-59	10330
11/25/2021	vs Iona	L 68-72	2749
11/26/2021	vs Drake	W 80-71	3020
11/28/2021	vs Miami (FL)	W 96-64	3127
12/04/2021	vs Gonzaga	W 91-82	18048
12/11/2021	Houston	W 83-82	10613
12/14/2021	at Memphis	L 78-92	15266
12/18/2021	Jacksonville St.	W 65-59	10064
12/21/2021	vs Davidson	L 78-79	9781
12/29/2021	Tennessee	W 73-68	10427
01/05/2022	at Florida	W 83-70	10210
01/08/2022	at Missouri	L 86-92	10903
01/11/2022	Auburn	L 77-81	13474
01/15/2022	at Mississippi St.	L 76-78	8090
01/19/2022	LSU	W 70-67	10368
01/22/2022	Missouri	W 86-76	10799
01/25/2022	at Georgia	L 76-82	6703
01/29/2022	Baylor	W 87-78	14474
02/01/2022	at Auburn	L 81-100	9121
02/05/2022	Kentucky	L 55-66	12477
02/09/2022	at Ole Miss	W 97-83	6454
02/12/2022	Arkansas	W 68-67	10353
02/16/2022	Mississippi St.	W 80-75	9192
02/19/2022	at Kentucky	L 81-90	20374
02/22/2022	at Vanderbilt	W 74-72	7041
02/26/2022	South Carolina	W 90-71	11195
03/02/2022	Texas A&M	L 71-87	9281
03/05/2022	at LSU	Lot 77-80	11237

2021-22 SEC STATS



2021-22 Alabama Men's Basketball Combined Team Statistics In Conference games

Page 1/1
as of Mar 05, 2022

Game Records

Record	Overall	Home	Away	Neutral
ALL GAMES	9-9	6-3	3-6	0-0
CONFERENCE	9-9	6-3	3-6	0-0
NON-CONFERENCE	0-0	0-0	0-0	0-0

Score by Periods

Team	1st	2nd	OT	TOT
Alabama	689	707	5	1401
Opponents	665	732	8	1405

Team Box Score

No.	Player				Total		3-Point		F-Throw		Rebounds														
		GP-GS	MIN	AVG	FG-FGA	FG%	3FG-3FGA	3FG%	FT-FTA	FT%	OFF	DEF	TOT	AVG	PF	DQ	A	TO	BLK	STL	PTS	AVG			
5	SHACKELFORD, Jaden	18-17	619:44	34.4	91-251	.363	51-156	.327	60-73	.822	20	60	80	4.4	23	0	24	35	1	16	293	16.3			
13	QUINERLY, Jahvon	18-12	554:56	30.8	90-226	.398	27-100	.270	41-53	.774	8	46	54	3.0	38	0	74	56	3	7	248	13.8			
14	ELLIS, Keon	18-18	541:56	30.1	65-159	.409	39-105	.371	47-54	.870	33	72	105	5.8	55	1	33	28	12	41	216	12.0			
3	DAVISON, JD	18-6	467:23	26.0	52-120	.433	14-51	.275	31-42	.738	18	66	84	4.7	26	0	67	52	8	18	149	8.3			
0	GURLEY, Noah	18-7	333:40	18.5	52-99	.525	12-39	.308	20-30	.667	27	38	65	3.6	44	2	10	26	16	7	136	7.6			
10	BEDIAKO, Charles	18-15	302:44	16.8	47-70	.671	0-1	.000	31-44	.705	41	40	81	4.5	38	1	12	14	27	9	125	6.9			
33	ROJAS, James	14-2	195:10	13.9	23-52	.442	6-24	.250	28-37	.757	17	18	35	2.5	33	1	8	11	2	10	80	5.7			
2	MILES, Darius	16-2	274:44	17.2	20-61	.328	11-42	.262	26-31	.839	16	41	57	3.6	36	0	16	21	9	10	77	4.8			
4	GARY, Juwan	16-9	194:55	12.2	25-58	.431	2-19	.105	14-23	.609	22	18	40	2.5	30	0	3	7	8	8	66	4.1			
22	AMBROSE-HYLTON, Keon	4-0	18:38	4.7	2-7	.286	0-0	.000	0-0	.000	2	2	4	1.0	2	0	1	1	0	1	4	1.0			
21	JOHNSON, Britton	3-1	15:37	5.2	1-9	.111	0-7	.000	0-1	.000	5	1	6	2.0	1	0	0	2	0	1	2	0.7			
1	HOLT, Jusaun	15-0	96:29	6.4	2-12	.167	1-10	.100	0-0	.000	5	16	21	1.4	7	0	4	4	1	0	5	0.3			
30	COTTRELL, Adam	1-0	01:49	1.8	0-0	.000	0-0	.000	0-0	.000	0	0	0	0.0	0	0	0	0	0	0	0	0.0			
15	BARNES, Tyler	1-1	05:56	5.9	0-1	.000	0-1	.000	0-0	.000	0	0	0	0.0	0	0	1	0	0	1	0	0.0			
24	QUINERLY, Jaden	1-0	01:19	1.3	0-0	.000	0-0	.000	0-1	.000	0	0	0	0.0	0	0	0	1	0	0	0	0.0			
Team											39	36	75				10								
Total		18	3625		470-1125	.418	163-555	.294	298-389	.766	253	454	707	39.3	333	5	253	268	87	129	1401	77.8			
Opponents		18	3625		485-1109	.437	132-381	.346	303-404	.750	221	458	679	37.7	330	8	231	238	79	145	1405	78.1			

Team Statistics

	BAMA	OPP
Scoring	1401	1405
Points per game	77.8	78.1
Scoring margin	-0.2	-
Field goals-att	470-1125	485-1109
Field goal pct	.418	.437
3 point fg-att	163-555	132-381
3-point FG pct	.294	.346
3-pt FG made per game	9.1	7.3
Free throws-att	298-389	303-404
Free throw pct	.766	.750
F-Throws made per game	16.6	16.8
Rebounds	707	679
Rebounds per game	39.3	37.7
Rebounding margin	+1.6	-
Assists	253	231
Assists per game	14.1	12.8
Turnovers	268	238
Turnovers per game	14.9	13.2
Turnover margin	-1.7	-
Assist/turnover ratio	0.9	1.0
Steals	129	145
Steals per game	7.2	8.1
Blocks	87	79
Blocks per game	4.8	4.4
Winning streak	0	-
Home win streak	0	-
Attendance	97566	90133
Home games-Avg/Game	9-10841	9-10015
Neutral site-Avg/Game	-	0-0

Team Results

Date	Opponent		Score	Att.
12/29/2021	Tennessee	W	73-68	10427
01/05/2022	at Florida	W	83-70	10210
01/08/2022	at Missouri	L	86-92	10903
01/11/2022	Auburn	L	77-81	13474
01/15/2022	at Mississippi St.	L	76-78	8090
01/19/2022	LSU	W	70-67	10368
01/22/2022	Missouri	W	86-76	10799
01/25/2022	at Georgia	L	76-82	6703
02/01/2022	at Auburn	L	81-100	9121
02/05/2022	Kentucky	L	55-66	12477
02/09/2022	at Ole Miss	W	97-83	6454
02/12/2022	Arkansas	W	68-67	10353
02/16/2022	Mississippi St.	W	80-75	9192
02/19/2022	at Kentucky	L	81-90	20374
02/22/2022	at Vanderbilt	W	74-72	7041
02/26/2022	South Carolina	W	90-71	11195
03/02/2022	Texas A&M	L	71-87	9281
03/05/2022	at LSU	Lot	77-80	11237

2021-22 RADIO/TV CHART


NOAH GURLEY
FORWARD Gr. • 6-8 • 215
Fayetteville, Ga.
(Furman/Fayette County HS)

JUSAUN HOLT
GUARD Fr. • 6-6 • 190
Tacoma, Wash.
(St. Francis Day School)

DARIUS MILES
FORWARD So. • 6-6 • 185
Washington, D.C.
(IMG Academy)

JD DAVISON
GUARD Fr. • 6-3 • 195
Latohatchee, Ala.
(Calhoun HS)

JUWAN GARY
FORWARD So. • 6-6 • 218
Columbia, S.C.
(West Charlotte HS)

JADEN SHACKELFORD
GUARD Jr. • 6-3 • 200
Hesperia, Calif.
(Hesperia HS)

CHARLES BEDIAKO
CENTER Fr. • 7-0 • 225
Brampton, Ontario
(IMG Academy)

DELANEY HEARD
GUARD So. • 6-3 • 198
Canton, Ga.
(Oak Hill Academy)



JAHVON QUINERLY
GUARD Jr. • 6-1 • 175
Hackensack, N.J.
(Villanova/Hudson Catholic HS)


KEON ELLIS
GUARD Sr. • 6-6 • 175
Eustis, Fla.
(Florida SW State/Leesburg HS)

TYLER BARNES
FORWARD Gr. • 6-8 • 210
Louisville, Ky.
(St. Xavier HS)

BRITTON JOHNSON
GUARD Sr. • 6-4 • 185
Mountain Brook, Ala.
(Mountain Brook HS)


KEON AMBROSE-HYLTON
FORWARD So. • 6-8 • 215
Toronto, Ontario
(Andrews Osborne Academy)

JADEN QUINERLY
GUARD So. • 6-0 • 155
Hackensack, N.J.
(Ramsey HS)

NIMARI BURNETT
GUARD So. • 6-4 • 190
Chicago, Ill.
(Texas Tech/Prolific Prep)

ADAM COTTRELL
GUARD Jr. • 6-3 • 200
Flowery Branch, Ga.
(Lakeview Academy)

JAMES ROJAS
FORWARD Sr. • 6-8 • 220
Jamestown, N.Y.
(Hutchinson CC/Jamestown HS)

ALEX TCHIKOU
FORWARD R-Fr. • 6-11 • 230
Paris France
(Dream City Christian HS)

NATE OATS
HEAD COACH
3rd Season

CHARLIE HENRY
ASSISTANT COACH
3rd Season

BRYAN HODGSON
ASSISTANT COACH
3rd Season

ANTOINE PETTWAY
ASSISTANT COACH
11th Season