VANDERBILT
BASKETBALL

2021-22 Schedule

November (5-1)

Wed.	Nov. 10	Alabama State [SECN+]	W, 91-72
Sun.	Nov. 14	Texas State [SECN+]	W, 79-60
Wed.	Nov. 17	VCU [SECN+]	L, 37-48
Sat.	Nov. 20	Winthrop [SECN+]	W, 77-63
Wed.	Nov. 24	at Pittsburgh [ACCN]	W, 68-52
Mon.	Nov. 29	Mississippi Valley State [SECN+]	W, 75-36

December (3-3)

Sat.	Dec. 4	at SMU [ESPN+]	L, 72-84
Tue.	Dec. 7	Temple [SECN+]	L, 68-72 (OT)
Fri.	Dec. 10	Loyola Chicago [SECN+]	L, 58-69
Sat.	Dec. 18	Austin Peay [SECN]	W, 77-51
Wed.	Dec. 22	at Hawaii** [ESPN2]	W, 68-54
Thu.	Dec. 23	vs. BYU [ESPN2]**	W, 69-67
Sat.	Dec. 25	vs. Stanford [ESPN2] **	CANCELED

January (3-5)

Tue.	Jan. 4	at Arkansas* [SECN]	W, 75-74
Sat.	Jan. 8	South Carolina* [ESPNU]	L, 70-72
Tue.	Jan. 11	#18/17 Kentucky* [ESPN]	L, 66-78
Sat.	Jan. 15	at Georgia* [ESPN2]	W, 73-66
Tue.	Jan. 18	#24/25 Tennessee* [SECN]	L, 60-68
Sat.	Jan. 22	at Florida* [SECN]	L, 42-61
Wed.	Jan. 26	at South Carolina* [ESPNU]	L, 61-70
Sat.	Jan. 29	Georgia* [SECN]	W, 85-77

February (3-5)

Wed.	Feb. 2	at #5/7 Kentucky* [SECN]	L, 70-77
Sat.	Feb. 5	#25/25 LSU* [SECN]	W, 75-66
Tue.	Feb. 8	Missouri* [SECN]	W, 70-62
Sat.	Feb. 12	at #19/18 Tennessee* [SECN]	L, 64-73
Wed.	Feb. 16	at #2 Auburn* [SECN]	L, 80-94
Sat.	Feb. 19	Texas A&M* [SECN]	W, 72-67
Tue.	Feb. 22	#24/25 Alabama* [SECN]	L, 72-74
Sat.	Feb. 26	at Missisippi State* [SECN]	L, 69-74

March (4-2)

Tue.	March 1	Florida* [SECN]	L, 78, 82
Sat.	March 5	at Ole Miss* [SECN]	W, 63-61
Wed.	March 9	vs. Georgia SEC 1st Round ^ [SECN]	W, 86-51
Thu.	March 10	vs. Alabama SEC 2nd Round ^ [SECN]	W, 82-76
Fri.	March 11	vs. Kentucky SEC Quarters ^ [SECN]	L, 71-77
Tue.	March 15	Belmont - NIT 1st Round $ [ESPN2]	W, 82-71
Sun.	March 20	Dayton - NIT 2nd Round $ [ESPN2]	2 p.m.

***Hawaiian Airlines Diamond Head Classic (Honolulu, Hawaii)*
*^SEC Tournament (Tampa, Fla.) *SEC contest • All times CT*
$ NIT

Follow the Commodores

Twitter/Instagram: @VandyMBB
Facebook: VandyMensBasketball
Web: VUCommodores.com

SID Contact

SID: Gavin Nevill
Cell: 610-442-3431
Email: gavin.nevill@vanderbilt.edu
Address: 2601 Jess Neely Dr., Nashville, TN, 37212

4 seed - Vanderbilt Commodores (18-16)
vs. 1 seed - Dayton Flyers (24-10)

NIT Second Round • Sunday, March 20 • 2 p.m. • Memorial Gym • Nashville, Tenn.
TV: ESPN2 • Doug Sherman (pxp), Cory Alexander (analyst)
Radio/TuneIn: WQZQ 830 AM, 93.3 FM, 101.9 FM • Kevin Ingram (pxp), Tim Thompson (analyst)

Quickly
★ Vanderbilt is playing in postseason play for the 28th time in program history (15 NCAA, 13 NIT).
★ This marks Vanderbilt's first postseason action since the 2017 NCAA Tournament.
★ Vandy, which is 21-11 in NIT games, is making its first appearance in the tournament since 2015.
★ The Commodores have secured their first winning season since the 2016-17 season.

Vanderbilt's Record versus Dayton
★ Overall: 4-2 ★ Home: 2-1 ★ Under Stackhouse: 0-0 ★ Series Streak: DAY 2W
★ First Meeting: 12/21/91, W, 84-64, HOME ★ Last Meeting: 12/21/16, 68-63, L, AWAY
★ Dayton has won two in a row in the series with Vandy's last win coming on Dec. 30, 2005 (63-60) in Dayton.
★ Vandy is 27-16 all time against Atlantic 10 schools.

SEC Honors
★ Scotty Pippen Jr. was voted First Team All-SEC by the conference's coaches for the second-consecutive season.
★ He's the first Commodore to do so since Damian Jones in 2015 and 2016. Jones plays for the Sacramento Kings.
★ Pippen was also a unanimous AP First Team All-SEC selection.
★ Jordan Wright won SEC Scholar-Athlete of the Year - third Dore since award started in 2004 - Luke Kornet (2017) and Dylan Disu (2021).

Pippen Ain't Easy
★ Scotty Pippen Jr. is close to becoming the first SEC men's basketball student-athlete to average 20+ points per game in back-to-back seasons since LSU's Ronnie Henderson accomplished the feat in 1994-95 (23.3) and 1995-96 (21.8).
★ Pippen leads the SEC in scoring with 19.9 points per game - good for 21st nationally.
★ Pippen scored 33 points on the road at Rupp Arena versus Kentucky on Feb. 2 - tied for the most by an SEC men's basketball student-athlete this season. The junior also went for 32 on Jan. 11 versus Kentucky.

Last Time Out
★ Vandy earned an 82-71 home win over Belmont behind 24 points and seven rebounds from Jordan Wright.
★ Vandy dominated in the paint with 42 rebounds to Belmont's 28.

'The Coolest Guy on the Team'
★ Graduate transfer Rodney Chatman has played in 13 games this season after transferring from Dayton.
★ The Dores are 10-4 in games he played & 8-12 when he hasn't played.
★ Stackhouse "He doesn't get sped up. He's definitely the coolest guy on the team. He's always under control."

Dore Notes
★ Vandy has forced 15 or more turnovers in 15 games.
★ Longest active games started streak: Jordan Wright (37).
★ On Dec. 24, 2021, Jerry Stackhouse announced senior Drew Weikert will be on scholarship. Downtown Drew made his first collegiate start on Jan. 18, 2022, versus No. 24 Tennessee.
★ Quentin Millora-Brown leads the Dores with 24 charges taken this season.

Vanderbilt Schedule Highlights
★ **5** true road wins - T-4th most in the SEC ★ **27th** NET strength of schedule ★ **66** NET ranking

Signing Class
★ Vanderbilt's signing class is currently ranked **No. 20** by Rivals and **No. 23** by 247Sports. (More details page 7).

Progress
★ Vandy has its most overall and SEC wins since the 2016-17 season. >>>>>>>>>
★ Vanderbilt is the only road team to win at Arkansas this season.
★ Vandy is the only SEC team to improve NET ranking in each of the last 3 seasons.
★ The Dores have accepted an invitation to the 2022 Wood Legacy over Thanksgiving in Anaheim. Field: Vandy, Washington, Saint Mary's, Fresno State.

SEASON	TOTAL	SEC
2021-22	18-16	7-11
2020-21	9-16	3-13
2019-20	11-21	3-15
2018-19	9-23	0-18
2017-18	12-20	6-12
2016-17	19-16	11-8

SCOTTY PIPPEN JR.

THE BRIGHTEST STAR ON THE BRIGHTEST STAGE IN COLLEGE BASKETBALL

JUNIOR | GUARD | 6-3 | 185

BY THE NUMBERS

1st	*in the SEC in scoring* **(19.9)**
1st	*in the SEC in scoring in conference games* **(22.2)**
1st	*Tied for the most points scored in a game by an SEC player this season* **(33 at Kentucky)**
1st	*Among major conference players for* **30+ point games (4)**
24.0	*Scoring average - and 5.7 assists per game - in seven match-ups with ranked opponents in regular season*
26.2	*Points per game vs. SEC top four (Kentucky, Tennessee, Auburn, Arkansas) - in regular season*
1 of 7	*Major conference players leading his team in points, assists and steals this season*
1st	*Among major conference players for 20+ point games in conference play* **(13)**
2nd	*on the team for charges taken* **(16)**
17	*Games with five or more assists, including 12 in SEC play*
3.11	*Cumulative grade point average Sociology major*

TOP PERFORMANCES

33 POINTS, 5 ASSISTS, 6 REBOUNDS VS. #5 KENTUCKY (2.2.22)
★ Tied for most points in a game by an SEC student-athlete this season

32 POINTS, 4 ASSISTS, 3 STEALS VS. #18 KENTUCKY (1.11.22)
★ Shot 11-for-18 from the field

29 POINTS, 6 ASSISTS, 5 STEALS, 5 REBOUNDS AT #2 AUBURN (2.16.22)
★ Outscored Auburn's three starting guards

32 POINTS, 4 ASSISTS, 2 STEALS AT MISSISSIPPI STATE (2.26.22)
★ Fourth game this season with 30+ points

23 POINTS, 3 ASSISTS, 4 STEALS VS. BYU (12.23.21)
★ Scored Vanderbilt's final 16 points to earn the win in Hawai'i

29 POINTS, 4 ASSISTS, 8 MADE 3s AT SMU (12.4.21)
★ Tied for most 3s in a game by an SEC student-athlete this season

CAREER RECORDS

Points

1.	2,011	Shan Foster - 2005-08
--		
10.	1,660	John Jenkins - 2010-12
11.	1,579	Jeff Fosnes - 1973-76
14	**1,517**	**Pippen - 2019-**

Steals per game

1.	1.83	Atiba Prater - 1996-00
--		
4.	1.70	Frank Seckar - 1993-96
5.	**1.58**	**Pippen (88-139) - 2019-**
6.	1.52	Russell Lakey - 2000-04

Points per game

1.	21.4	Clyde Lee (79-1,691) - 1964-66
--		
4.	17.6	Jim Henry - 1957-59
5.	**17.2**	**Pippen (88-1517) - 2019-**
6.	16.9	John Jenkins - 2010-12

Assists per game

1.	5.4	Jan van Breda Kolff - 1972-74
2.	4.8	Wade Baldwin IV - 2015-16
3.	4.5	Atiba Prater - 1996-00
4.	**4.2**	**Pippen (88-369) - 2019-**
5.	3.9	Billy McCaffrey - 1992-94

Numerical Roster

NO.	NAME	PRONUNCIATION	POS.	CLASS	HT.	WT.	HOMETOWN (PREVIOUS SCHOOL)
0	Tyrin Lawrence		G	So.	6-4	195	Monticello, Ga. (Christian Sunrise Academy [Kan.])
2	Scotty Pippen Jr.		G	Jr.	6-3	185	Los Angeles, Calif. (Sierra Canyon)
3	Rodney Chatman		G	Gr.	6-1	215	Lithonia, Ga. (Dayton)
4	Jordan Wright		G/F	Jr.	6-6	215	Baton Rouge, La. (Dunham)
5	Shane Dezonie	duh-ZOE-nee	G	Fr.	6-5	215	Tobyhanna, Pa. (Brewster Academy)
10	Myles Stute	STU-dee	F	So.	6-7	210	Washington, D.C. (Gonzaga College HS)
11	Gabe Dorsey		W	Fr.	6-6	215	Westminster, Md. (The Hill School)
12	Trey Thomas		G	So.	5-11	160	Durham, Ontario, Canada (Crestwood Prep)
15	Terren Frank		F	So.	6-8	240	Los Angeles, Calif. (TCU)
20	Max Adelman	AY-dul-min	G/F	So.	6-5	205	Memphis, Tenn. (The Hun School [N.J.])
21	Liam Robbins		C	Gr.	7-0	250	Davenport, Iowa (Minnesota)
22	Graham Calton	CALL-tin	G	Fr.	6-5	200	Charlotte, N.C. (Charlotte Latin School)
23	Jamaine Mann	juh-MAIN	G	So.	6-6	230	Hampton, Ga. (Gardner-Webb)
33	Drew Weikert	WHY-kert	G	Sr.	6-0	170	Nashville, Tenn. (Centre College)
42	Quentin Millora-Brown	mil-LORE-uh	F	Sr.	6-10	235	Lorton, Va. (Rice)

Coaching Staff

Head Coach – Jerry Stackhouse, third season (North Carolina, 1999)
Associate Head Coach – Ed Conroy, first season (The Citadel, 1989)
Associate Head Coach – Michael Curry, first season (Georgia Southern, 1990)
Assistant Coach – Adam Mazarei, third season (Redlands, 2006) - *muh-ZAHR-ee (rhymes with Ferrari)*

Support Staff

Chief of Staff – Adell Harris, third season (Wake Forest, 2002)
Special Assistant to the Head Coach – Nicki Gross, third season (Seton Hall, 2011)
General Manager – Andy Fox, third season (Cornell [Iowa], 2004; Tennessee, 2006)
Director of Player Personnel – Joey Cantafio, first season (Hampden-Sydney College, 2011)
Director of Scouting and Recruiting – James Strong, fourth season (Vanderbilt, 2000)
Director of Operations – Shasha Brown, third season (Wesleyan, 2013)
Digital and Video Coordinator – Patrick Reilingh, first season (Louisville, 2014; Louisville, 2016)
Strength and Conditioning – Dr. Carlos Daniel, third season (Washington State, 1998)
Athletic Trainer – Brandon Wells, fourth season (UW Stevens Point, 2007)

Vanderbilt Quick Facts

Location	Nashville, Tenn.
Founded	1873
Enrollment	6,781
School Colors	Black and Gold
Chancellor	Daniel Diermeier
Athletics Director	Dr. Candice Lee
Conference	Southeastern (SEC)
Arena	Memorial Gym (14,326)
First Year of MBB	1900

ENTERING THE 2021-22 SEASON

All-Time Record	1,631-1,194 (.577)
SEC Record	257-262 (.496)
Record at Memorial	818-254 (.769)
NCAA Tourneys	15
Last Appearance	2017
NCAA Tour. Record	10-16 (.385)

LAST FIVE GAMES

No.	Player				Total		3-Point		F-Throw		Rebounds											
		GP-GS	MIN	AVG	FG-FGA	FG%	3FG-3FGA	3FG%	FT-FTA	FT%	OFF	DEF	TOT	AVG	PF	DQ	A	TO	BLK	STL	PTS	AVG
4	WRIGHT, Jordan	5-5	150:20	30.1	32-51	.627	10-17	.588	15-18	.833	7	35	42	8.4	13	0	4	7	3	4	89	17.8
2	PIPPEN JR., Scotty	5-5	165:40	33.1	22-73	.301	6-25	.240	32-42	.762	3	8	11	2.2	13	0	27	14	1	5	82	16.4
10	STUTE, Myles	5-5	145:37	29.1	18-35	.514	15-32	.469	3-6	.500	2	23	25	5.0	7	0	3	2	1	4	54	10.8
3	CHATMAN, Rodney	4-4	94:35	23.6	13-30	.433	6-19	.316	5-8	.625	0	7	7	1.8	11	1	6	7	0	3	37	9.3
21	ROBBINS, Liam	5-4	91:48	18.4	15-36	.417	3-12	.250	6-8	.750	4	17	21	4.2	9	1	2	8	11	2	39	7.8
12	THOMAS, Trey	3-0	67:21	22.4	5-17	.294	4-13	.308	2-2	1.000	2	4	6	2.0	4	0	6	1	0	3	16	5.3
0	LAWRENCE, Tyrin	5-1	57:57	11.6	7-15	.467	2-5	.400	4-5	.800	2	5	7	1.4	5	0	2	2	1	2	20	4.0
42	MILLORA-BROWN, Quentin	5-1	103:16	20.7	7-8	.875	0-0	.000	4-8	.500	12	14	26	5.2	9	0	3	5	4	1	18	3.6
22	CALTON, Graham	1-0	02:14	2.2	1-1	1.000	1-1	1.000	0-0	.000	0	0	0	0.0	0	0	0	0	0	0	3	3.0
5	DEZONIE, Shane	5-0	50:47	10.2	5-9	.556	2-5	.400	1-1	1.000	1	5	6	1.2	4	0	3	1	0	2	13	2.6
15	FRANK, Terren	2-0	15:13	7.6	2-5	.400	1-3	.333	0-0	.000	2	1	3	1.5	1	0	0	0	0	0	5	2.5
33	WEIKERT, Drew	2-0	09:54	5.0	1-3	.333	1-3	.333	0-0	.000	0	1	1	0.5	2	0	2	1	0	1	3	1.5
11	DORSEY, Gabe	2-0	12:01	6.0	1-5	.200	0-4	.000	0-0	.000	0	0	0	0.0	0	0	1	1	0	0	2	1.0
23	MANN, Jamaine	4-0	29:23	7.3	1-8	.125	0-3	.000	1-3	.333	5	5	10	2.5	6	0	2	0	0	0	3	0.8
20	ADELMAN, Max	1-0	03:55	3.9	0-1	.000	0-1	.000	0-0	.000	0	1	1	1.0	0	0	1	0	0	0	0	0.0
Team											5	10	15					3				
Total		**5**	**1000**		**130-297**	**.438**	**51-143**	**.357**	**73-101**	**.723**	**45**	**136**	**181**	**36.2**	**84**	**2**	**62**	**52**	**21**	**27**	**384**	**76.8**
Opponents		**5**	**1000**		**120-294**	**.408**	**30-110**	**.273**	**66-91**	**.725**	**44**	**137**	**181**	**36.2**	**94**	**3**	**77**	**62**	**16**	**23**	**336**	**67.2**

0 — TYRIN LAWRENCE • Sophomore • Guard • 6-4 • 195 • Monticello, Ga. • Christian Sunrise Academy (Kan.)

- Missed most of last season due to knee injury
- One of four Dores to score 20+ points in a game in '21-22
- 3-time regional champion in HS before prep year at CSA in Kan.
- 2019 AAA State Player of the Year in Georgia

CAREER HIGHS

PTS	20 vs. Winthrop (11/20/21)
REB	5, 4x, last at Arkansas (1/4/22)
AST	4 vs. Mississippi Valley State (12/13/20)

AVERAGES

	GP-GS	MIN/G	FG%	3FG%	FT%	R/G	A/G	STL	BLK	PTS/G
21-22	32-13	15.0	.396	.200	.686	2.2	0.8	19	4	3.7
CAREER	39-18	14.6	.411	.176	.684	2.2	0.8	23	4	3.5

2 — SCOTTY PIPPEN JR. • Junior • Guard • 6-3 • 185 • Los Angeles, Calif. • Sierra Canyon

- SEC Preseason Player of the Year; All-America candidate
- SEC's leading scorer: 19.9 points per game
- Vandy sophomore record 20.8 ppg last season (16th in D-1)
- 2022 Watch lists: NABC POY; Bob Cousy, Naismith Trophy

CAREER HIGHS

PTS	36 at Cincinnati (3/4/21)
REB	8, 2x, last at South Carolina (1/26/22)
AST	12 vs. Mississippi State (1/9/21)

AVERAGES

	GP-GS	MIN/G	FG%	3FG%	FT%	R/G	A/G	STL	BLK	PTS/G
21-22	34-34	32.7	.420	.320	.739	3.4	4.4	65	7	19.9
CAREER	88-87	31.4	.415	.342	.759	3.0	4.2	139	15	17.2

3 — RODNEY CHATMAN • Graduate Student • Guard • 6-1 • 215 • Lithonia, Ga. • Lithonia / University of Dayton



- Missed 20 games this season (knee/hamstring); 6th college season
- Starter on '19-20 Dayton - 29-2 - No. 3; 7.7 ppg, 3.2 apg
- 1st 2 seasons at Chattanooga; sit 1, play 2 at Dayton
- Shared award for Dayton's top defender

CAREER HIGHS

PTS	26 at ETSU (2/3/18)
REB	9, 2x, last vs. UNC Greensboro (1/29/18)
AST	14 at Jacksonville State (12/21/17)

AVERAGES

	GP-GS	MIN/G	FG%	3FG%	FT%	R/G	A/G	STL	BLK	PTS/G
21-22	14-13	25.0	.411	.379	.731	2.3	1.4	12	1	8.2
CAREER	14-13	25.0	.411	.379	.731	2.3	1.4	12	1	8.2

* CAREER NUMBERS AT VANDERBILT ONLY

4 — JORDAN WRIGHT • Junior • Guard/Forward • 6-6 • 215 • Baton Rouge, La. • Dunham

- Part of Stackhouse's 1st signing class
- Stackhouse: "He's the epitome of a Vanderbilt man."
- Dropped 20 lbs in offseason w/nutritionist & conditioning coach
- Summa Cum Laude in HS; 2-time SEC All-Academic

CAREER HIGH

PTS	28 vs. Winthrop (11/20/21)
REB	12 at SMU (12/4/21)
AST	5 at Georgia (1/15/22)

AVERAGES

	GP-GS	MIN/G	FG%	3FG%	FT%	R/G	A/G	STL	BLK	PTS/G
21-22	34-34	30.5	.430	.355	.802	6.5	1.8	48	10	12.6
CAREER	88-55	24.0	.431	.318	.757	4.7	1.4	98	26	9.1

5 — SHANE DEZONIE • Freshman • Guard • 6-5 • 215 • Tobyhanna, Pa. • Brewster Academy (N.H.) • *Pronounced duh-ZOE-nee*



- Four-star recruit by 247Sports & Rivals; Top 100 recruit by Rivals
- Signed NLI with Arizona; decommitted after coaching change
- Sr. HS season at Brewster Acad.; Jr. at Huntington Prep (W.V.)
- Fr. & So. HS seasons at Hudson Catholic (N.J.)

CAREER HIGH

PTS	10, 2x, last vs. Georgia (3/9/22)
REB	6 vs. Mississippi Valley St. (11/29/21)
AST	2, 6x, last vs. Belmont (3/15/22)

AVERAGES

	GP-GS	MIN/G	FG%	3FG%	FT%	R/G	A/G	STL	BLK	PTS/G
21-22	33-2	11.4	.460	.560	.800	1.6	0.7	12	1	2.5
CAREER	33-2	11.4	.460	.560	.800	1.6	0.7	12	1	2.5

10 — MYLES STUTE • Sophomore • Forward • 6-7 • 210 • Washington, D.C. • Gonzaga College High School • *Pronounced STEW-dee*

- Taking major jump- 3.9 ppg, .289 FG%, .286 3FG% as freshman
- Long, athletic wing with 3-point shooting ability
- Grew up in Minnesota; moved to DC prior to high school
- First job - custodian at neighborhood barbershop at age 11

CAREER HIGH

PTS	20 vs. Mississippi Valley St. (11/29/21)
REB	7 vs. BYU (12/23/21)
AST	2, 6x, last at Georgia (1/15/22)

AVERAGES

	GP-GS	MIN/G	FG%	3FG%	FT%	R/G	A/G	STL	BLK	PTS/G
21-22	34-28	23.7	.447	.427	.690	3.6	0.4	23	10	8.5
CAREER	55-31	20.4	.405	.389	.716	3.1	0.4	29	12	6.7

11 — GABE DORSEY • Freshman • Wing • 6-6 • 215 • Westminster, Md. • The Hill School

- Four-star recruit by 247Sports
- Hill School record for 3s in a season (78) and career 3s (184)
- Brother, Caleb, plays basketball at Penn State
- Father, Stephen, played basketball at VMI and Towson

CAREER HIGH

PTS	3, 2x, last vs. Austin Peay (12/18/21)
REB	1, 6x, last vs. Texas A&M (2/19/22)
AST	1, 4x, last vs. Georgia (3/9/22)

AVERAGES

	GP-GS	MIN/G	FG%	3FG%	FT%	R/G	A/G	STL	BLK	PTS/G
21-22	22-2	6.4	.176	.074	.333	0.3	0.2	0	1	0.7
CAREER	22-2	6.4	.176	.074	.333	0.3	0.2	0	1	0.7

12 — TREY THOMAS • Sophomore • Guard • 5-11 • 160 • Durham, Ontario, Canada • Crestwood Prep



- One of two Commodores to play all 25 games in 2020-21
- Led all SEC freshmen in 3-pt. percentage (.398) last season
- Played basketball and volleyball in high school
- Set HS conference record with 52 points in a game.

CAREER HIGH

PTS	17, 2x, last vs. Florida (3/1/22)
REB	5, 2x, last at Cincinnati (3/4/21)
AST	3, 3x, last vs. Winthrop (11/20/21)

AVERAGES

	GP-GS	MIN/G	FG%	3FG%	FT%	R/G	A/G	STL	BLK	PTS/G
21-22	32-0	18.2	.353	.336	.840	1.2	0.9	14	1	5.8
CAREER	57-3	18.2	.357	.362	.791	1.4	0.9	29	1	5.9

15 — TERREN FRANK • Sophomore • Forward • 6-8 • 240 • Los Angeles, Calif. • Sierra Canyon / TCU

- Freshman season at TCU, averaging 1.9 ppg, 0.9 rpg
- HS teammate of Scotty Pippen Jr. - All-league as senior
- Father, Tellis Frank, played 5 NBA seasons - Heat & T-Wolves
- Four-star recruit and No. 90 in ESPN Top 100

CAREER HIGH

PTS	8, 2x, last vs. Iowa State (2/9/21)
REB	6 vs. Temple (12/7/21)
AST	2 at Hawai'i (12/22/21)

AVERAGES

	GP-GS	MIN/G	FG%	3FG%	FT%	R/G	A/G	STL	BLK	PTS/G
21-22	29-0	10.5	.353	.192	.615	1.7	0.2	7	5	2.1
CAREER	29-0	10.5	.353	.192	.615	1.7	0.2	7	5	2.1

* CAREER NUMBERS AT VANDERBILT ONLY

21 — LIAM ROBBINS • Graduate Student • Center • 7-0 • 250 • Davenport, Iowa • Assumption HS / University of Minnesota

- 2-time Kareem Abdul-Jabbar Preseason list ('20, '21)
- Fr. & So. at Drake; 2020 All-MVC 2nd team, all-defensive team
- Jr. at Minnesota, 11.7 ppg, 6.6 rpg, 2.7 bpg (10th D-1; 1st Big Ten)
- 13th among active D-1 with 223 career blocks

CAREER HIGH

PTS	29 vs. Bradley (2/5/20)
REB	14 vs. Ohio State (1/3/21)
AST	4, 3x, last vs. McKendree (12/29/18)

AVERAGES

	GP-GS	MIN/G	FG%	3FG%	FT%	R/G	A/G	STL	BLK	PTS/G
21-22	13-8	17.7	.425	.296	.633	3.7	0.5	6	27	6.8
CAREER	13-8	17.7	.425	.296	.633	3.7	0.5	6	27	6.8

* CAREER NUMBERS AT VANDERBILT ONLY

23 — JAMAINE MANN • Sophomore • Forward • 6-6 • 230 • Hampton, Ga. • Dutchtown / Gardner-Webb University • *Pronounced juh-MAIN*

- Fr. season at Gardner-Webb University - 6.8 ppg, 5.3 rpg
- Double-double (15 p, 10 r) in Vandy debut vs. Alabama State
- Three-star prospect by 247Sports and Rivals
- 2019-20 Southside Metro Player of the Year by AJC

CAREER HIGH

PTS	18 vs. UNC Asheville (1/20/21)
REB	12 vs. Presbyterian (2/4/21)
AST	3, 2x, last at Radford (2/18/21)

AVERAGES

	GP-GS	MIN/G	FG%	3FG%	FT%	R/G	A/G	STL	BLK	PTS/G
21-22	25-1	15.1	.470	.133	.582	3.6	0.3	18	12	4.8
CAREER	25-1	15.1	.470	.133	.582	3.6	0.3	18	12	4.8

* CAREER NUMBERS AT VANDERBILT ONLY

33 — DREW WEIKERT • Senior • Guard • 6-0 • 170 • Nashville, Tenn. • Montgomery Bell Academy / Centre College • *Pronounced WHY-kert*

- Former walk-on, on scholarship Christmas Eve 2021 in Hawai'i
- Vandy ties: Father played basketball, mother was cheerleader
- First career start against Tennessee (1/18/22)
- Played freshman season at D-III Centre College

CAREER HIGH

PTS	7 at Mississippi State (2/26/22)
REB	2, 3x, last at South Carolina (1/26/22)
AST	2 vs. Georgia (3/9/22)

AVERAGES

	GP-GS	MIN/G	FG%	3FG%	FT%	R/G	A/G	STL	BLK	PTS/G
21-22	15-5	9.0	.478	.389	1.000	0.6	0.5	9	0	2.2
CAREER	21-5	7.5	.483	.333	1.000	0.6	0.4	11	0	1.9

* CAREER NUMBERS AT VANDERBILT ONLY

42 — QUENTIN MILLORA-BROWN • Senior • Forward • 6-10 • 235 • Lorton, Va. • South County / Rice University • *Pronounced mil-LORE-uh*



- Fr. season at Rice - 7.2 ppg, 5.9 rpg, 1.2 bpg
- Mechanical engineering major; 2 Vandy double-doubles, 3 at Rice
- Constructing mechanical elephant for Nashville Zoo
- Participated in fencing and basketball growing up

CAREER HIGH

PTS	21 vs. Northwestern St. (11/17/18)
REB	16 at FIU (2/14/19)
AST	5 vs. Alabama St. (11/10/21)

AVERAGES

	GP-GS	MIN/G	FG%	3FG%	FT%	R/G	A/G	STL	BLK	PTS/G
21-22	34-30	24.5	.642	.000	.489	5.7	1.2	16	36	5.4
CAREER	53-38	20.5	.658	.000	.467	4.8	1.0	19	41	4.5

* CAREER NUMBERS AT VANDERBILT ONLY

☐ = *Previous Game Starter*



JERRY STACKHOUSE

★ Third Season
★ North Carolina (1999)
★ 28th Head Coach in program history
★ Native of Kinston, North Carolina

QUOTABLE

★ "Jerry Stackhouse is one of the outstanding emerging coaches in college basketball. His offense and his schemes are just impeccable. Vanderbilt runs great offense. I'm not sure there's a team in the SEC that runs better stuff than Jerry Stackhouse's Vanderbilt Commodores."
★ **Jay Bilas** on Jerry Stackhouse (Jan. 11, 2022)

★ "We really want to help Scotty. I want to make it our business to make Scotty a first round pick."
★ **Jerry Stackhouse** on Scotty Pippen Jr. returning for his jr. season

★ "I'm going to be suited and booted. Coach Dean Smith approached it as a business, and I'm going to always honor him by wearing suits on the sideline."
★ **Jerry Stackhouse** on his suits during games

OTHER

★ Enjoys grilling and has held multiple tailgates at Vanderbilt football games for fans
★ Has performed the National Anthem at Vanderbilt baseball games as well as other events

VANDERBILT CAREER

★ **Overall:** 38-53
★ **SEC:** 13-39
★ **SEC Tournament:** 3-3

YEAR	RECORD	SEC	SEC TOUR
2019-20	11-21	3-15	0-1
2020-21	9-16	3-13	1-1
2021-22	18-16	7-11	2-1

EDUCATION

★ North Carolina (1999) - Bachelor's Degree in African American Studies
★ Harvard Business School (2017) - Business of Entertainment, Media and Sports executive education program

PREVIOUS COACHING STOPS

YEAR	TEAM	POSITION	RECORD	NOTE
2015-16	Toronto Raptors (NBA)	Assistant Coach		
2016-17	Raptors 905 (G-League)	Head Coach	39-11	G-League Champions
2017-18	Raptors 905 (G-League)	Head Coach	31-19	G-League Finals
2018-19	Memphis Grizzlies (NBA)	Assistant Coach		

NOTES

★ One of **3** active NCAA Division I head coaches who was a top three of the NBA Draft pick.
★ Jerry Stackhouse 3rd - 1995; Penny Hardaway 3rd - 1993; Patrick Ewing 1st - 1985

★ One of **7** active NCAA Division I head coaches who was concensus First Team All-Americans in college
★ Jerry Stackhouse (Vanderbilt), Steve Alford (Nevada), Johnny Dawkins (UCF) Juan Dixon (Coppin State), Patrick Ewing (Georgetown), Penny Hardaway (Memphis) Bobby Hurley (Arizona State)

★ One of **24** active NCAA Divsion I head coaches who played in a Final Four

★ Had **2** players selected in the 2020 NBA Draft during his time at Vanderbilt
★ Aaron Nesmith (Boston Celtics - 1st round - 14th overall)
★ Saben Lee (Utah Jazz - 2nd round - 38th overall) *Lee plays for Detroit Pistons

★ Coached future NBA stars Pascal Siakam and Fred VanVleet during time as head coach of the G-League's Raptors 905

★ Only Michael Jordan teammate to finish a season with a higher scoring average than Jordan. Stackhouse averaged 21.5 points per game for the Washington Wizards during the 2003-04 season, while Jordan - in his final NBA season - put up 20.0 per game.

COLLEGE PLAYING CAREER

★ Played for legendary coach Dean Smith at North Carolina
★ 19.2 points and 8.2 rebounds per game as a sophomore in 1994-95
★ 1995 Sports Illustrated National Player of the Year
★ 1995 First Team All-America and First Team All-ACC
★ Led UNC to the 1995 NCAA Final Four

PRO CAREER

★ Third overall pick in the 1995 NBA Draft by the Philadelphia 76ers
★ Played 18 NBA seasons for eight teams (Philadelphia, Detroit, Washington, Dallas, Milwaukee, Miami, Atlanta, Brooklyn)
★ Two-time NBA All-Star with Detroit Pistons (2000, 2001)
★ Averaged 29.8 points per game during the 2000-01 season with Detroit
★ Played in the 2006 NBA Finals with Dallas

NIT BY THE NUMBERS

13th	Vanderbilt is making its 13th appearance in the NIT (1983, 1987, 1990, 1992, 1994, 1996, 1998, 2000, 2002, 2005, 2006, 2015, 2022)
21-11	Vandy's record in the NIT
14-3	Vandy's record at Memorial Gym in the NIT
1	NIT Championship (1990)
10	Vandy has won at least one game in nine of its NIT appearances
7	Vandy has won multiple games in seven of its NIT appearances

QUOTABLE

"We are excited about the opportunity to continue our season in the NIT. Our players have competed at a high level throughout the season and we are thankful that the selection committee has extended an invitation to our program. We are looking forward to more games together on the court." ***- JERRY STACKHOUSE***

LAST NIT APPEARANCE 2015

3.18.15	at Saint Mary's, W, 75-64, First Round
3.20.15	vs. South Dakota State, W, 92-77, Second Round
3.24.15	at Stanford, L, 78-75, Quarterfinals

VANDY NIT RECORDS - INDIVIDUAL

POINTS	34 - Will Perdue vs. Southern Miss • 3.21.87
ASSISTS	11 - Barry Booker vs. Florida State • 3.16.87
REBOUNDS	14 - Will Perdue vs. Southern Miss • 3.21.87
STEALS	4 - 2x, last Riley LaChance at St. Mary's • 3.18.15
BLOCKS	4 - Luke Kornet vs. South Dakota St. • 3.20.15
	4 - Matthew Fisher-Davis vs. South Dakota St. • 3.20.15

VANDY NIT RECORDS - TEAM

POINTS	109 vs. Florida State • 3.16.87
ASSISTS	22, 4x, last vs. South Dakota St. • 3.20.15
REBOUNDS	47 vs. Florida State • 3.16.87
STEALS	9, 2x, last vs. South Carolina • 3.18.96
BLOCKS	13 vs. South Dakota St. • 3.20.15

2022 NATIONAL INVITATION TOURNAMENT

WHERE WE RANK - INDIVIDUALS

SCOTTY PIPPEN JR.	#	SEC	D-1
POINTS/GAME	19.9	1	21
FT ATTEMPTS	276	1	1
FT MADE	204	1	1
TOTAL STEALS	65	4	24
STEALS/GAME	1.91	8	49
ASSISTS/GAME	4.4	6	83
FOULS DRAWN/40 MIN	7.7	1	1
FIELD GOAL PERCENTAGE	.420	11	262

JORDAN WRIGHT	#	SEC	D-1
DOUBLE-DOUBLES	7	6	91
DEFENSIVE REBOUNDS/GAME	5.03	8	182
FT %	80.2	9	145

MYLES STUTE	#	SEC	D-1
3-PT FG/GAME	2.15	5	196
TOTAL 3-PT FG MADE	73	5	119

QUENTIN MILLORA-BROWN	#	SEC	D-1
BLOCKS/GAME	1.06	12	181
TOTAL BLOCKS	36	9	140
OFFENSIVE REBOUNDS/GAME	2.53	7	115

WHERE WE RANK - TEAM

DEFENSE	#	SEC	D-1
3-PT FG DEFENSE	.301	2	26
SCORING DEFENSE	67.6	8	131
TURNOVERS FORCED	14.5	7	56
TURNOVER MARGIN	1.2	7	102

OFFENSE	#	SEC	D-1
3-PT FG / GAME	8.6	3	68
3-PT FG ATTEMPTED	863	2	20
3-PT FG MADE	286	2	41
3-PT FG PERCENTAGE	.338	3	182
FT ATTEMPTS	737	3	6
FT MADE	513	3	13
SCORING OFFENSE	70.7	11	183

COMMODORES IN THE NBA

★ Vanderbilt has five active NBA players. Aaron Nesmith (Celtics), Saban Lee (Pistons), Darius Garland (Cavaliers), Luke Kornet (Celtics) Damian Jones (Kings).

★ In the 2020 NBA Draft, Nesmith was selected 14th overall by the Boston Celtics, while Lee was selected 38th overall by the Detroit Pistons. It marked the first time a pair of Vanderbilt players were selected in the NBA Draft since 2016.

SIGNING CLASS

★ Vanderbilt's signing class is currently ranked **No. 20** by Rivals and **No. 23** by 247Sports.

★ Three concensus four-stars (ESPN, 247Sports, Rivals)
- ★ Colin Smith - Dallas, Texas - 6-8 - AZ Compass Prep
- ★ Noah Shelby - McKinney, Texas - 6-3 - Greenhill School
- ★ Lee Dort - McKinney, Texas - 6-10 - Greenhill School

★ Malik Dia - Murfreesboro, Tenn. - 6-8 - Ensworth School

★ Four-star by ESPN ★ Three-star by 247Sports and Rivals

IN 2021-22

LOCATION	
Home	10-8
Road	5-7
Neutral	3-1

SPECIALTY	
Overtime	0-1
AP ranked opp.	1-7

AT THE HALF	
Leading	14-4
Trailing	4-12
Tied	0-0

VANDY SCORING	
75+ points	11-2
Fewer than 75	7-14

REBOUNDING	
Vandy more	9-5
Opponent more	7-11
Tied	2-0

VANDY SHOOTING	
50+ %	1-1
40-49%	15-7
Under 40%	2-8
35+ % from 3	10-8

OPPONENT SHOOTING	
50+ %	2-5
40-49%	9-4
Under 40%	7-7
35+ % from 3	2-6

TURNOVER	
Vandy fewer than opp.	13-8

BIGGEST LEAD - 39 vs. MVSU (Nov. 29), 75-36, 0:42 of 2nd
BIGGEST DEFICIT - 28 vs. Kentucky (Jan. 11), 6:14 of 2nd
BIGGEST LEAD IN A LOSS - 12 at SMU (Dec. 4)
BIGGEST DEFICIT IN A WIN -15 vs. Alabama (March 10)
BIGGEST HALFTIME LEAD - 21 vs. Georgia (March 9)
BIGGEST HALFTIME DEFICIT - 13 vs. Kentucky (Jan. 11)
BIGGEST HALFTIME LEAD BLOWN - 12 at SMU (Dec. 4)
BIGGEST HALFTIME DEFICIT ERASED - 10 vs. Alabama (March 10)
MOST POINTS IN A HALF - 54 vs. Alabama (March 10)
FEWEST POINTS IN A HALF - 14 at Florida (Jan. 22)
MOST POINTS ALLOWED IN A HALF - 56 at SMU (Dec. 4)
FEWEST POINTS ALLOWED IN A HALF - 14 vs. Georgia (March 9)
BIGGEST MARGIN OF VICTORY - 39 vs. MVSU (Nov. 29)
BIGGEST MARGIN OF DEFEAT - 19 at Florida (Jan. 22)

STARTING LINEUPS

Pippen, Lawrence, Wright, Stute, Millora-Brown (6-4)
Pippen, Dorsey, Wright, Mann, Millora-Brown (1-0)
Pippen, Dorsey, Chatman, Wright, Millora-Brown (1-0)
Pippen, Stute, Chatman, Wright, Millora-Brown (5-3)
Pippen, Dezonie, Stute, Wright, Millora-Brown (1-1)
Pippen, Weikert, Stute, Wright, Millora-Brown (0-3)
Pippen, Wright, Stute, Millora-Brown, Robbins (0-1)
Pippen, Weikert, Wright, Millora-Brown, Robbins (1-0)
Pippen, Lawrence, Wright, Millora-Brown, Robbins (0-2)
Pippen, Weikert, Lawrence, Wright, Millora-Brown (0-1)
Pippen, Chatman, Wright, Stute, Robbins (3-1)

CAREER HIGHLIGHTS

★ 10-19 POINTS	SEASON	CAREER
#0 Tyrin Lawrence	1	1
#2 Scotty Pippen Jr.	13	43
#3 Rodney Chatman	6	48
#4 Jordan Wright	20	35
#5 Shane Dezonie	2	2
#10 Myles Stute	11	14
#12 Trey Thomas	6	12
#21 Liam Robbins	4	39
#23 Jamaine Mann	3	10
#42 Quentin Millora-Brown	4	15

★ 20-29 POINTS	SEASON	CAREER
#0 Tyrin Lawrence	1	1
#2 Scotty Pippen Jr.	14	26
#3 Rodney Chatman	1	7
#4 Jordan Wright	4	5
#10 Myles Stute	1	1
#21 Liam Robbins	0	9
#42 Quentin Millora-Brown	0	1

★ 30+ POINTS	SEASON	CAREER
#2 Scotty Pippen Jr.	4	7

★ DOUBLE-DOUBLES		
#2 Scotty Pippen Jr.	0	1
#3 Rodney Chatman	0	1
#4 Jordan Wright	7	8
#21 Liam Robbins	0	10
#23 Jamaine Mann	1	2
#42 Quentin Millora-Brown	2	6

THE LAST TIME A COMMODORE ...

Scored 25-29 points – Jordan Wright (27) vs. Kentucky, 3/11/2022
Scored 30-34 points – Scotty Pippen Jr. (32) at Mississippi State, 2/26/2022
Scored 35-39 points – Scotty Pippen Jr. (36) at Cincinnati, 3/4/2021
Scored 40+ points – Shan Foster (42) vs. Mississippi State, 3/5/2008

Two players scored at least 20 points
Jordan Wright (28) and Tyrin Lawrence (20) vs. Winthrop, 11/20/2021
Three players scored at least 20 points
Derrick Byars (28), Shan Foster (21) and Ross Neltner (20) vs. Toledo, 12/2/2006
Two players scored at least 30 points
Saben Lee (33) and Maxwell Evans (31) vs. LSU, 2/5/2020

Scored at least 20 points in three straight games - Scotty Pippen Jr.: 23 at Tennessee, 2/12/22; 29 at Auburn, 2/16/22; 24 vs. Texas A&M, 2/19/22
Scored 20 points in four straight games – Scotty Pippen Jr.: 23 at Tennessee, 2/12/22; 29 at Auburn, 2/16/22; 24 vs. Texas A&M, 2/19/22, 26 vs. Alabama, 2/22/22
Scored 20 points in five straight games
Scotty Pippen Jr.: 23 at Tennessee, 2/12/22; 29 at Auburn, 2/16/22; 24 vs. Texas A&M, 2/19/22, 26 vs. Alabama, 2/22/22; 32 at Mississippi State, 2/26/2022
Scored 20 points in six straight games – Scotty Pippen Jr.: 23 at Tennessee, 2/12/22; 29 at Auburn, 2/16/22; 24 vs. Texas A&M, 2/19/22, 26 vs. Alabama, 2/22/22; 32 at Mississippi State, 2/26/2022; 29 vs. Florida, 3/1/2022
Scored 20 points in seven straight games – Scotty Pippen Jr.: 23 at Tennessee, 2/12/22; 29 at Auburn, 2/16/22; 24 vs. Texas A&M, 2/19/22, 26 vs. Alabama, 2/22/22; 32 at Mississippi State, 2/26/2022; 29 vs. Florida, 3/1/2022; 22 at Ole Miss, 3/5/2022

Five players scored in double figures – vs. Ole Miss, 2/27/2021: Trey Thomas (14), Issac McBride (13), Maxwell Evans (13), Jordan Wright (12), DJ Harvey (10)
Seven players scored in double figures – vs. Detroit, 12/2/2015: Damian Jones (10), Wade Baldwin IV (20), Riley LaChance (10), Nolan Cressler (14), Joe Toye (10), Matthew Fisher-Davis (12) and Josh Henderson (11)
Eight players scored in double figures – vs. Savannah State, 11/27/2018: Aaron Nesmith (20), Simisola Shittu (17), Maxwell Evans (16), Yanni Wetzell (15), Joe Toye (13), Saben Lee (11), Matt Ryan (11) and Matthew Moyer (10)
Four players with 15 or more points – at Kentucky, 1/5/2021: Scotty Pippen Jr. (18), Dylan Disu (18), Jordan Wright (18) and Myles Stute (16)

Double-Double – Jordan Wright (13 pts, 11 reb) vs. Alabama, 3/10/2022

20 points and 10 rebounds
Jordan Wright (20 pts, 12 reb) at Georgia, 1/15/2022
30 points and 10 rebounds
Jeff Roberson (30 points, 10 rebounds) at Auburn, 2/3/2018

Back-to-back 20 point-10-rebound games – Matt Freije: vs. South Carolina (26 points, 11 rebounds) 1/28/2004 and vs. Kentucky (20 points, 11 rebounds) 1/31/2004

Double-Double in points and rebounds
Jordan Wright: 13 points, 11 rebounds vs. Alabama, 3/10/2022
Double-Double in points and assists
Scotty Pippen Jr.: 18 points, 12 assists vs. Mississippi State, 1/9/2021
Double-Double in points and blocks
Luke Kornet: 11 points, 10 blocks vs. Auburn, 1/12/2016
Double-Double in points and steals – Never

Double-Double in two Consecutive games – Jordan Wright: at SMU (14 points, 12 rebounds, 12/4/2021; vs. Temple (16 points, 11 rebounds),12/7/2021
Double-Double in three consecutive games – Jeff Roberson: vs. Austin Peay (13 points, 10 rebounds), 11/10/2017; at Belmont (13 points, 12 rebounds), 11/10/2017; vs. UNC Asheville (17 points, 12 rebounds), 11/10/2017

Two players record a double-double – Aaron Nesmith (24 points, 14 rebounds) and Yanni Wetzell (10 points, 10 rebounds), vs Auburn, 02/16/2019

Triple-Double
Luke Kornet (11 points, 11 rebounds, 10 blocks) vs. Auburn, 1/12/2016

Made 10 field goals in a game – Jordan Wright (10) vs. Belmont, 3/14/2022
Made 16 field goals in a game – Shan Foster vs. Mississippi State, 3/5/2008

Attempted 20 field goals in a game – Scotty Pippen Jr. (23) at Kentucky, 2/2/2022

Made 6 3-pointers in a game – Myles Stute vs. Alabama, 3/10/2022
Made 7 3-pointers in a game – Maxwell Evans vs. LSU, 2/5/2020
Made 8 3-pointers in a game – Scotty Pippen Jr. at SMU, 12/4/2021
Made 9 3-pointers in a game – Shan Foster vs. Mississippi State, 3/5/2008

Attempted 10 3-pointers in a game – Myles Stute vs. Alabama, 3/10/2022
Attempted 15 3-pointers in a game – John Jenkins (16) vs. Oregon, 11/11/2011

Made 10-14 free throws in a game – Scotty Pippen Jr. (14) vs. Alabama, 2/22/2022
Made 15+ free throws in a game – Scotty Pippen Jr. (15) vs. Alabama, 3/10/2022
Attempted 20 free throws in a game – Scotty Pippen Jr. (21) vs. Alabama, 3/10/2022

10-14 rebounds in a game – Quentin Millora-Brown (13) vs. Belmont, 3/15/2022
15 rebounds in a game – Dylan Disu (15) at Alabama, 2/20/2021
16 rebounds in a game – Dylan Disu (16) vs. Kentucky, 2/17/2021

At least 10 rebounds in three consecutive games – Dylan Disu: 10 vs. Auburn, 2/9/2021; 10 at Mississippi State, 2/13/2021; 16 vs. Kentucky, 2/17/2021
At least 10 rebounds in four consecutive games – Dylan Disu: 10 vs. Auburn, 2/9/2021; 10 at Mississippi State, 2/13/2021; 16 vs. Kentucky, 2/17/2021, 15 at Alabama, 2/20/2021

8 assists – Scotty Pippen Jr. (8) vs. Alabama, 2/22/22
9 assists – Scotty Pippen Jr. (9) vs. LSU, 2/5/2022
10 assists – Scotty Pippen Jr. (12) vs. Mississippi State, 1/9/2021
11 assists – Scotty Pippen Jr. (12) vs. Mississippi State, 1/9/2021
12 assists – Scotty Pippen Jr. (12) vs. Mississippi State, 1/9/2021
13 assists – Mario Moore (13) vs. Arkansas, 2/19/2005
14 assists – Billy McCaffrey (14) vs. Kentucky, 1/13/1993

5 or more assists in four consecutive games – Scotty Pippen Jr.
6 at Tennessee, 2/12/22; 6 at Auburn, 2/16/22; 5 vs. Texas A&M, 2/19/22; 8 vs. Alabama, 2/22/22
8 or more assists in two consecutive games
Scotty Pippen: 8 at Kentucky, 1/5/2021; 12 vs. Mississippi State, 1/9/2021

4 blocked shots – Liam Robbins (4) vs. Kentucky, 3/11/2022
5 blocked shots – Clevon Brown (5) vs. Auburn, 2/9/2021
6 blocked shots – Clevon Brown (8) at Texas A&M, 3/3/2018
8 blocked shots – Clevon Brown at Texas A&M, 3/3/2018
10 blocked shots – Luke Kornet vs. Auburn, 1/12/2016

5 steals – Scotty Pippen Jr. at Auburn, 2/16/2022
6 steals – Scotty Pippen Jr vs. Alabama, 2/22/2022
8 steals – James Strong vs. Morehead State, 11/24/1998

Played every minute – Saben Lee vs Texas A&M, 03/13/19
Played more than 40 minutes – Aaron Nesmith (43), vs. SMU, 1/4/2020

All 5 starters played 40 minutes – Steve Tchiengang (40), Brad Tinsley (40), Lance Goulbourne (41), Jeffery Taylor (41) and John Jenkins (41), at Louisville, 12/2/2011

Technical foul – Jerry Stackhouse vs. Kentucky, 3/11/2022
Ejection – Jerry Stackhouse at Davidson, 12/22/2020
Three fouled out – Saben Lee, Clevon Brown, Djery Baptiste vs. Tennessee, 1/9/2018

THE LAST TIME VANDERBILT ...

Team started game with opponent technical foul – Furman bench, 12/22/2008

Scored 100 or more points – 120 vs. Savannah State, 11/27/2018 (W, 120-85)
Scored 100 or more points in an SEC game – 102 at Ole Miss, 2/16/2012 (W, 102-76)
Scored 110 or more points – 120 vs. Savannah State, 11/27/2018 (W, 120-85)
Scored 110 or more points in an SEC game – 111 vs. Alabama 2/21/1972 (W, 111-91)
Scored 120 or more points – 120 vs. Savannah State, 11/27/2018 (W, 120-85)
Scored 120 or more points in an SEC game – 130 vs. Ole Miss, 12/22/1970 (W, 130-112)
Scored 130 or more points – 130 vs. Ole Miss, 12/22/1970 (W, 130-112)

Scored between 41-50 points – 42 at Florida, 1/22/2022 (L, 42-61)
Scored 40 points or fewer – 37 vs. VCU, 11/17/21 (L, 37-48)

Scored 20 or fewer points in half – 14 (second) at Florida, 1/22/2022 (L, 42-61)

Scored 90 or more points in three consecutive games – 95 vs. Bradley, 11/24/2007 (W, 95-86); 91 vs. South Alabama, 11/29/2007 (W, 91-88); 92 vs. Georgia Tech, 12/1/2007 (W, 92-79)

Scored 100 points in two consecutive games – 111 vs. North Alabama 12/20/1980 (W, 111-79) and 111 vs. Memphis 12/23/1980 (W, 111-96)
Scored 100 points in three consecutive games – Never

Scored 100 points in consecutive SEC games – 104 vs. LSU 2/19/1972 (W, 104-83) and 111 vs. Alabama 2/21/1972 (W, 111-91)

Won by 60 or more – 71 vs. Union (Tenn.) (W, 95-24), 1911-12
Won game by 50 or more – 50 vs. Detroit (W, 102-52) 12/2/2015

Lost by 25 or more – 26 at South Carolina, (L, 64-90), 1/25/2020

Game decided by one point – at Arkansas (W, 75-74), 1/4/2022
Two consecutive games decided by one point – at South Carolina, (L, 70-71) 1/7/1998 and vs. Tennessee, (W, 80-79) 1/10/1998)
Three consecutive games decided by one point – Never

Shot 60 percent or better – .603 vs. South Carolina State, 11/22/2019 (W, 97-60)
Shot less than 30 percent from the field – .226 vs. VCU, 11/17/2021 (L, 37-48)

Shot 60 percent or better from 3 – .643 vs. Purdue, 12/13/14 (W, 81-71)

Shot 90 percent or better from free throw line (min. 10 att.)
100.0 percent vs. Florida (12-12), 3/11/2021 (SEC Tournament)
Shot less than 50 percent from free throw line
46.9 percent vs. Morgan State (15-32) 11/23/2013

Attempted five or less free throws – 3 at Texas A&M, 1/31/2017
Attempted 30-39 free throws – 36 (27-36) vs. Alabama, 2/22/2022
Attempted 40+ free throws – 45 (31-45) vs. Alabama, 3/10/2022

Made 30 free throws – 31 vs. Alabama, 3/10/2022

Made 15 3s – 16 vs. Georgia, 3/9/2022
Made 0 3s – 0-for-25 vs. Tennessee, 1/18/2020

Had 20 turnovers – 21 vs. Tennessee, 1/18/22

Had 10 blocks – 10 at Texas A&M 03/02/2019

Had 10-14 steals – 10 vs. Alabama, 3/10/2022
Had 15 steals – 15 at Georgia, 2/6/2021

Won in overtime – vs. Florida, 3/10/2017 (W, 72-62)
Lost in overtime – vs. Temple, 12/7/2021 (L, 72-68)
Played two overtimes – vs. Yale, 1/3/2015 (W, 79-74)
Played three overtimes – at Ole Miss, 2/17/1982 (L, 51-48)
Played four overtimes – at Ole Miss, 2/17/1982 (L, 51-48)
Played consecutive overtime games
vs. Xavier, 11/28/2011 (L, 82-70) and at Louisville, 12/2/2011 (L, 62-60)

Opponent

Scored 90 or more points at Memorial Gym – 91, Florida, 1/23/2021 (L, 72-91)
Scored 100 or more points – 106 Kentucky 3/5/2003 (L, 44-106)
Scored 110 or more points – 120 Kentucky 2/7/1996 (L, 81-120)
Scored 120 or more points – 120 Kentucky 2/7/1996 (L, 81-120)

Scored beween 40-49 points – 48 VCU, 11/17/21 (L, 37-48)
Scored fewer than 40 points – 36 Mississippi Valley State, 11/29/21 (W, 75-36)

Shot 60 percent or better – .608, Mississippi State, 1/9/2021 (L, 81-84)
Shot less than 30 percent – .298 (14-47), vs. Georgia, 3/9/2022 (W, 86-51)

Shot 60 percent or better from 3 – .667 (6-9), Kentucky, 2/11/2020
Shot less than 15 percent from 3 – .118 (2-17), vs. Georgia, 3/9/2022

Held without a 3 – Nebraska, 11/18/2010 (W, 59-49)

Shot 90 percent or better from free throw line – 1.00 Austin Peay, 12/18/2021 (W, 77-51); 7-7
Shot less than 50 percent from free throw line – .467 Minnesota, 12/3/2016 (L, 52-56)

Attempted zero free throws – TCU, 1/27/2018
Attempted five or less free throws – at Mississippi State (4), 2/13/2021
Attempted 35 free throws – at Davidson (38), 12/22/2020
Attempted 40 free throws – Mississippi State (42), 2/12/2007
Attempted 45 or more free throws – South Carolina (49), 1/28/2009

Made 0 free throws – TCU, 1/27/2018
Made 30 free throws – South Carolina (32), 1/28/2009

Made 15 3s – 16, Savannah State, 11/27/2018
Attempted 30 or more 3s – vs Alabama (34), 3/10/2022

Had 20 or more turnovers – South Carolina (22), 1/8/2022

LAST TIME OUT

Official Basketball Box Score - Final
Belmont at Vanderbilt
03/15/22 Memorial Gymnasium, Nashville
2021-22 Men's Basketball

Game Time: 6:00 PM
Game Duration: 1:51
Attendance: 7,773

Officials: Brent Hampton, Bill Covington, Ryan Christian

Belmont - 71 **Record: 25-8**

NO.	Name		Min	FG M-A	3P M-A	FT M-A	Rebounds OR	DR	TOT	Fouls PF	FD	TP	AS	TO	ST	Blocks BS	BA	+/-
33	Nick Muszynski	C	30:43	6-16	1-4	0-0	1	4	5	2	0	13	5	0	0	1	2	-4
2	Grayson Murphy	G	36:12	5-6	0-0	0-1	0	3	3	3	3	10	6	1	1	0	0	-9
3	Luke Smith	G	26:34	2-5	1-4	2-2	0	2	2	3	2	7	1	2	0	0	0	-1
4	Will Richard	G	35:27	7-13	3-6	5-5	2	6	8	1	3	22	0	0	1	3	0	-10
22	Ben Sheppard	G	36:42	4-13	1-6	2-2	1	5	6	4	4	11	2	1	0	0	1	-12
20	Tate Pierson		09:13	1-2	1-2	0-0	0	1	1	1	0	3	0	1	1	0	0	-4
24	JaCobi Wood		09:51	0-0	0-0	0-0	0	0	0	1	0	0	1	3	0	0	0	-5
25	Frank Jakubicek		08:21	1-3	1-2	0-0	0	0	0	2	0	3	0	1	2	1	1	-4
11	Michael Shanks		06:57	1-2	0-0	0-0	0	1	1	3	1	2	0	0	0	0	1	-6
Team							1	1	2			0		0				
Totals				27-60	8-24	9-10	5	23	28	20	13	71	15	9	5	5	5	-11

Technical Fouls::NONE

Shooting By Period		
1st FG%	15-30	50.0%
3PT%	5-9	55.6%
FT%	3-3	100%
2nd FG%	12-30	40.0%
3PT%	3-15	20.0%
FT%	6-7	85.7%
GM FG%	27-60	45.0%
3PT%	8-24	33.3%
FT%	9-10	90.0%

Dead Ball Rebounds: 0, 0

Vanderbilt - 82 **Record: 18-16**

NO.	Name		Min	FG M-A	3P M-A	FT M-A	Rebounds OR	DR	TOT	Fouls PF	FD	TP	AS	TO	ST	Blocks BS	BA	+/-
10	Myles Stute	F	27:42	2-6	0-4	1-1	0	4	4	1	1	5	0	1	0	0	0	11
21	Liam Robbins	C	20:05	4-9	1-2	5-6	2	4	6	1	4	14	0	1	1	3	1	9
2	Scotty Pippen Jr.	G	31:29	2-7	0-3	6-7	0	2	2	3	4	10	6	2	1	0	0	3
3	Rodney Chatman	G	32:43	4-9	2-6	0-0	0	1	1	0	1	10	1	1	0	0	1	14
4	Jordan Wright	G	30:29	10-15	2-3	2-3	0	7	7	3	4	24	0	1	0	0	0	11
33	Drew Weikert		03:15	0-1	0-1	0-0	0	1	1	1	0	0	0	1	0	0	0	-5
42	Quentin Millora-Brown		19:00	3-3	0-0	2-4	8	5	13	1	3	8	1	0	0	2	0	0
5	Shane Dezonie		09:18	0-1	0-1	0-0	0	1	1	1	0	0	2	1	0	0	0	-1
23	Jamaine Mann		12:18	1-6	0-2	0-0	2	2	4	1	2	2	0	0	0	0	2	0
0	Tyrin Lawrence		13:41	3-5	1-2	2-2	0	0	0	1	1	9	0	1	0	0	1	13
Team							1	2	3			0		1				
Totals				29-62	6-24	18-23	13	29	42	13	20	82	10	10	2	5	5	11

Technical Fouls::NONE

Shooting By Period		
1st FG%	17-36	47.2%
3PT%	3-15	20.0%
FT%	2-4	50%
2nd FG%	12-26	46.2%
3PT%	3-9	33.3%
FT%	16-19	84.2%
GM FG%	29-62	46.8%
3PT%	6-24	25.0%
FT%	18-23	78.3%

Dead Ball Rebounds: 2, 0

	BEL	VAN
Biggest lead	12 (1st 11:15)	11 (2nd 0:44)
Best Scoring Run	7(1st 15:21)	10(1st 3:47)
Lead Changes	5	
Times Tied	5	
Time with Lead	19:52	17:15

Points from	BEL	VAN
Turnovers	10	9
Paint	30	38
Second Chance	7	13
Fast Breaks	10	4
Bench	8	19

Period by Period Scoring			
	1st	2nd	TOT
BEL	38	33	71
VAN	39	43	82

SEASON STATS

Game Records

Record	Overall	Home	Away	Neutral
ALL GAMES	18-16	10-8	5-7	3-1
CONFERENCE	7-11	4-5	3-6	0-0
NON-CONFERENCE	11-5	6-3	2-1	3-1

Score by Periods

Team	1st	2nd	OT	TOT
Vanderbilt	1098	1297	10	2405
Opponents	1056	1229	14	2299

Team Box Score

No.	Player				Total		3-Point		F-Throw		Rebounds											
		GP-GS	MIN	AVG	FG-FGA	FG%	3FG-3FGA	3FG%	FT-FTA	FT%	OFF	DEF	TOT	AVG	PF	DQ	A	TO	BLK	STL	PTS	AVG
2	PIPPEN JR., Scotty	34-34	1112:34	32.7	207-493	.420	58-181	.320	204-276	.739	26	89	115	3.4	86	1	148	116	7	65	676	19.9
4	WRIGHT, Jordan	34-34	1035:60	30.5	147-342	.430	44-124	.355	89-111	.802	49	171	220	6.5	83	2	62	80	10	48	427	12.6
10	STUTE, Myles	34-28	805:25	23.7	93-208	.447	73-171	.427	29-42	.690	26	97	123	3.6	78	1	12	24	10	23	288	8.5
3	CHATMAN, Rodney	14-13	350:07	25.0	37-90	.411	22-58	.379	19-26	.731	1	31	32	2.3	36	1	20	19	1	12	115	8.2
21	ROBBINS, Liam	13-8	230:18	17.7	31-73	.425	8-27	.296	19-30	.633	8	40	48	3.7	31	2	7	17	27	6	89	6.8
12	THOMAS, Trey	32-0	582:04	18.2	60-170	.353	45-134	.336	21-25	.840	5	34	39	1.2	33	0	29	33	1	14	186	5.8
42	MILLORA-BROWN, Quentin	34-30	832:37	24.5	70-109	.642	0-0	.000	43-88	.489	86	109	195	5.7	84	2	42	33	36	16	183	5.4
23	MANN, Jamaine	25-1	378:44	15.1	39-83	.470	2-15	.133	39-67	.582	36	55	91	3.6	43	0	7	12	12	18	119	4.8
0	LAWRENCE, Tyrin	32-13	479:56	15.0	42-106	.396	9-45	.200	24-35	.686	11	60	71	2.2	38	0	24	33	4	19	117	3.7
1	DANIELS, Peyton	3-0	38:36	12.9	3-13	.231	2-8	.250	1-2	.500	1	10	11	3.7	1	0	4	4	0	0	9	3.0
5	DEZONIE, Shane	33-2	374:45	11.4	29-63	.460	14-25	.560	12-15	.800	10	44	54	1.6	43	0	23	33	1	12	84	2.5
33	WEIKERT, Drew	15-5	134:56	9.0	11-23	.478	7-18	.389	4-4	1.000	0	9	9	0.6	10	0	7	4	0	9	33	2.2
15	FRANK, Terren	29-0	305:54	10.5	24-68	.353	5-26	.192	8-13	.615	17	32	49	1.7	34	0	6	18	5	7	61	2.1
22	CALTON, Graham	4-0	11:55	3.0	1-3	.333	1-3	.333	0-0	.000	0	1	1	0.3	1	0	0	0	0	1	3	0.8
11	DORSEY, Gabe	22-2	141:46	6.4	6-34	.176	2-27	.074	1-3	.333	2	4	6	0.3	11	0	4	7	1	0	15	0.7
20	ADELMAN, Max	4-0	09:24	2.4	0-2	.000	0-1	.000	0-0	.000	0	2	2	0.5	0	0	2	0	0	0	0	0.0
Team											48	50	98					20				
Total		**34**	**6825**		**800-1880**	**.426**	**292-863**	**.338**	**513-737**	**.696**	**326**	**838**	**1164**	**34.2**	**612**	**9**	**397**	**453**	**115**	**250**	**2405**	**70.7**
Opponents		**34**	**6825**		**798-1890**	**.422**	**225-748**	**.301**	**478-654**	**.731**	**331**	**861**	**1192**	**35.1**	**671**	**16**	**448**	**493**	**128**	**223**	**2299**	**67.6**

Team Statistics

	VANDY	OPP
Scoring	**2405**	**2299**
Points per game	70.7	67.6
Scoring margin	+3.1	-
Field goals-att	**800-1880**	**798-1890**
Field goal pct	.426	.422
3 point fg-att	**292-863**	**225-748**
3-point FG pct	.338	.301
3-pt FG made per game	8.6	6.6
Free throws-att	**513-737**	**478-654**
Free throw pct	.696	.731
F-Throws made per game	15.1	14.1
Rebounds	**1164**	**1192**
Rebounds per game	34.2	35.1
Rebounding margin	-0.8	-
Assists	**397**	**448**
Assists per game	11.7	13.2
Turnovers	**453**	**493**
Turnovers per game	13.3	14.5
Turnover margin	+1.2	-
Assist/turnover ratio	0.9	0.9
Steals	**250**	**223**
Steals per game	7.4	6.6
Blocks	**115**	**128**
Blocks per game	3.4	3.8
Winning streak	**1**	**-**
Home win streak	1	-
Attendance	**115916**	**122611**
Home games-Avg/Game	18-6440	12-10218
Neutral site-Avg/Game	-	4-10064

Team Results

Date	Opponent		Score	Att.
11/10/2021	Alabama St.	W	91-72	5459
11/14/2021	Texas St.	W	79-60	5642
11/17/2021	VCU	L	37-48	5768
11/20/2021	Winthrop	W	77-63	5179
11/24/2021	at Pittsburgh	W	68-52	7460
11/29/2021	Mississippi Val.	W	75-36	5181
12/04/2021	at SMU	L	72-84	3835
12/07/2021	Temple	Lot	68-72	5239
12/10/2021	Loyola Chicago	L	58-69	7002
12/18/2021	Austin Peay	W	77-51	6186
12/22/2021	at Hawaii	W	68-54	4463
12/23/2021	vs BYU	W	69-67	3880
01/04/2022	at Arkansas	W	75-74	19200
01/08/2022	South Carolina	L	70-72	5581
01/11/2022	Kentucky	L	66-78	8343
01/15/2022	at Georgia	W	73-66	6980
01/18/2022	Tennessee	L	60-68	7588
01/22/2022	at Florida	L	42-61	10345
01/26/2022	at South Carolina	L	61-70	8768
01/29/2022	Georgia	W	85-77	6887
02/02/2022	at Kentucky	L	70-77	19418
02/05/2022	LSU	W	75-66	7381
02/08/2022	Missouri	W	70-62	6406
02/12/2022	at Tennessee	L	64-73	20019
02/16/2022	at Auburn	L	80-94	9121
02/19/2022	Texas A&M	W	72-67	6702
02/22/2022	Alabama	L	72-74	7041
02/26/2022	at Mississippi St.	L	69-74	6829
03/01/2022	Florida	L	78-82	6558
03/05/2022	at Ole Miss	W	63-61	6173
03/09/2022	vs Georgia	W	86-51	7121
03/10/2022	vs Alabama	W	82-76	12121
03/11/2022	vs Kentucky	L	71-77	17132
03/15/2022	Belmont	W	82-71	7773

SEC STATS

Game Records

Record	Overall	Home	Away	Neutral
ALL GAMES	7-11	4-5	3-6	0-0
CONFERENCE	7-11	4-5	3-6	0-0
NON-CONFERENCE	0-0	0-0	0-0	0-0

Score by Periods

Team	1st	2nd	OT	TOT
Vanderbilt	588	657	0	1245
Opponents	612	684	0	1296

Team Box Score

No.	Player				Total		3-Point		F-Throw		Rebounds											
		GP-GS	MIN	AVG	FG-FGA	FG%	3FG-3FGA	3FG%	FT-FTA	FT%	OFF	DEF	TOT	AVG	PF	DQ	A	TO	BLK	STL	PTS	AVG
2	PIPPEN JR., Scotty	18-18	612:24	34.0	118-265	.445	33-94	.351	130-174	.747	13	50	63	3.5	54	1	97	77	4	39	399	22.2
4	WRIGHT, Jordan	18-18	553:06	30.7	69-169	.408	20-62	.323	43-57	.754	21	95	116	6.4	46	1	41	48	5	28	201	11.2
3	CHATMAN, Rodney	7-7	197:52	28.3	21-48	.438	14-31	.452	13-16	.813	1	20	21	3.0	16	0	9	9	0	8	69	9.9
10	STUTE, Myles	18-14	458:49	25.5	46-108	.426	39-91	.429	18-25	.720	14	51	65	3.6	46	1	6	15	2	12	149	8.3
21	ROBBINS, Liam	9-4	164:10	18.2	21-47	.447	6-18	.333	14-24	.583	4	29	33	3.7	23	1	5	9	17	4	62	6.9
12	THOMAS, Trey	18-0	328:35	18.3	35-89	.393	30-73	.411	6-7	.857	1	18	19	1.1	17	0	10	23	0	5	106	5.9
42	MILLORA-BROWN, Quentin	18-18	473:29	26.3	37-57	.649	0-0	.000	27-59	.458	41	58	99	5.5	53	2	20	20	21	11	101	5.6
23	MANN, Jamaine	11-0	169:06	15.4	16-38	.421	2-7	.286	19-34	.559	12	21	33	3.0	19	0	4	9	7	12	53	4.8
33	WEIKERT, Drew	9-5	103:56	11.5	8-16	.500	4-11	.364	2-2	1.000	0	8	8	0.9	8	0	3	3	0	7	22	2.4
0	LAWRENCE, Tyrin	16-4	204:30	12.8	13-34	.382	4-18	.222	2-8	.250	3	32	35	2.2	18	0	11	16	2	7	32	2.0
5	DEZONIE, Shane	17-2	161:41	9.5	11-23	.478	4-7	.571	3-5	.600	2	18	20	1.2	24	0	9	14	0	3	29	1.7
15	FRANK, Terren	16-0	111:33	7.0	9-24	.375	1-8	.125	0-0	.000	6	8	14	0.9	14	0	2	10	2	1	19	1.2
11	DORSEY, Gabe	9-0	60:51	6.8	1-10	.100	0-9	.000	1-2	.500	0	2	2	0.2	8	0	2	3	0	0	3	0.3
Team											19	27	46					10				
Total		**18**	**3600**		**405-928**	**.436**	**157-429**	**.366**	**278-413**	**.673**	**137**	**437**	**574**	**31.9**	**346**	**6**	**219**	**266**	**60**	**137**	**1245**	**69.2**
Opponents		**18**	**3600**		**452-1013**	**.446**	**109-368**	**.296**	**283-390**	**.726**	**179**	**447**	**626**	**34.8**	**364**	**10**	**246**	**238**	**69**	**141**	**1296**	**72.0**

Team Statistics

	VANDY	OPP
Scoring	**1245**	**1296**
Points per game	69.2	72.0
Scoring margin	-2.8	-
Field goals-att	**405-928**	**452-1013**
Field goal pct	.436	.446
3 point fg-att	**157-429**	**109-368**
3-point FG pct	.366	.296
3-pt FG made per game	8.7	6.1
Free throws-att	**278-413**	**283-390**
Free throw pct	.673	.726
F-Throws made per game	15.4	15.7
Rebounds	**574**	**626**
Rebounds per game	31.9	34.8
Rebounding margin	-2.9	-
Assists	**219**	**246**
Assists per game	12.2	13.7
Turnovers	**266**	**238**
Turnovers per game	14.8	13.2
Turnover margin	-1.6	-
Assist/turnover ratio	0.8	1.0
Steals	**137**	**141**
Steals per game	7.6	7.8
Blocks	**60**	**69**
Blocks per game	3.3	3.8
Winning streak	**1**	**-**
Home win streak	0	-
Attendance	**62487**	**106853**
Home games-Avg/Game	9-6943	9-11873
Neutral site-Avg/Game	-	0-0

Team Results

Date	Opponent		Score	Att.
01/04/2022	at Arkansas	W	75-74	19200
01/08/2022	South Carolina	L	70-72	5581
01/11/2022	Kentucky	L	66-78	8343
01/15/2022	at Georgia	W	73-66	6980
01/18/2022	Tennessee	L	60-68	7588
01/22/2022	at Florida	L	42-61	10345
01/26/2022	at South Carolina	L	61-70	8768
01/29/2022	Georgia	W	85-77	6887
02/02/2022	at Kentucky	L	70-77	19418
02/05/2022	LSU	W	75-66	7381
02/08/2022	Missouri	W	70-62	6406
02/12/2022	at Tennessee	L	64-73	20019
02/16/2022	at Auburn	L	80-94	9121
02/19/2022	Texas A&M	W	72-67	6702
02/22/2022	Alabama	L	72-74	7041
02/26/2022	at Mississippi St.	L	69-74	6829
03/01/2022	Florida	L	78-82	6558
03/05/2022	at Ole Miss	W	63-61	6173

VANDERBILT GAME-BY-GAME STATS

				Total		3-Pointers		Free throws		Rebounds										
Opponent	**Date**	**Score**		**FG-FGA**	**PCT**	**3FG-3FGA**	**PCT**	**FT-FTA**	**PCT**	**OFF**	**DEF**	**TOT**	**AVG**	**PF**	**A**	**TO**	**BLK**	**STL**	**PTS**	**AVG**
Alabama St.	11/10/2021	91-72	W	29-64	.453	8-28	.286	25-33	.758	17	21	38	38.0	17	17	15	3	11	91	91.0
Texas St.	11/14/2021	79-60	W	24-54	.444	12-27	.444	19-25	.760	7	26	33	35.5	18	13	8	1	3	79	85.0
VCU	11/17/2021	37-48	L	12-53	.226	2-25	.080	11-17	.647	16	22	38	36.3	15	5	21	6	8	37	69.0
Winthrop	11/20/2021	77-63	W	29-59	.492	8-27	.296	11-20	.550	10	29	39	37.0	9	13	13	4	7	77	71.0
at Pittsburgh	11/24/2021	68-52	W	25-52	.481	10-25	.400	8-11	.727	6	24	30	35.6	15	13	10	2	8	68	70.4
Mississippi Val.	11/29/2021	75-36	W	24-55	.436	11-28	.393	16-21	.762	10	35	45	37.2	10	12	15	5	10	75	71.2
at SMU	12/04/2021	72-84	L	23-62	.371	11-31	.355	15-19	.789	19	24	43	38.0	17	16	15	3	5	72	71.3
Temple	12/07/2021	68-72	Lot	24-71	.338	4-26	.154	16-24	.667	16	26	42	38.5	27	4	9	2	7	68	70.9
Loyola Chicago	12/10/2021	58-69	L	20-57	.351	3-19	.158	15-19	.789	11	22	33	37.9	11	3	5	1	5	58	69.4
Austin Peay	12/18/2021	77-51	W	28-62	.452	11-31	.355	10-14	.714	18	23	41	38.2	15	13	12	4	8	77	70.2
at Hawaii	12/22/2021	68-54	W	25-57	.439	5-22	.227	13-16	.813	10	21	31	37.5	22	7	13	1	10	68	70.0
vs BYU	12/23/2021	69-67	W	24-61	.393	8-26	.308	13-18	.722	9	22	31	37.0	16	12	10	4	8	69	69.9
at Arkansas	01/04/2022	75-74	W	23-52	.442	10-25	.400	19-26	.731	8	27	35	36.8	26	13	17	1	7	75	70.3
South Carolina	01/08/2022	70-72	L	18-46	.391	8-22	.364	26-36	.722	9	17	26	36.1	20	13	19	4	13	70	70.3
Kentucky	01/11/2022	66-78	L	24-56	.429	12-30	.400	6-10	.600	4	22	26	35.4	13	9	8	5	7	66	70.0
at Georgia	01/15/2022	73-66	W	27-56	.482	9-30	.300	10-19	.526	7	21	28	34.9	13	17	9	4	8	73	70.2
Tennessee	01/18/2022	60-68	L	18-49	.367	8-26	.308	16-23	.696	9	25	34	34.9	26	7	21	4	9	60	69.6
at Florida	01/22/2022	42-61	L	13-45	.289	4-23	.174	12-23	.522	10	24	34	34.8	15	8	12	2	5	42	68.1
at South Carolina	01/26/2022	61-70	L	21-47	.447	7-17	.412	12-19	.632	4	25	29	34.5	19	12	16	3	7	61	67.7
Georgia	01/29/2022	85-77	W	28-55	.509	12-23	.522	17-28	.607	6	23	29	34.3	21	17	8	4	5	85	68.6
at Kentucky	02/02/2022	70-77	L	24-52	.462	7-16	.438	15-23	.652	7	30	37	34.4	25	8	18	1	5	70	68.6
LSU	02/05/2022	75-66	W	26-57	.456	13-31	.419	10-17	.588	9	22	31	34.2	17	18	14	3	8	75	68.9
Missouri	02/08/2022	70-62	W	19-45	.422	8-18	.444	24-35	.686	12	26	38	34.4	14	9	15	5	6	70	69.0
at Tennessee	02/12/2022	64-73	L	20-49	.408	10-27	.370	14-20	.700	4	27	31	34.3	23	10	13	2	3	64	68.8
at Auburn	02/16/2022	80-94	L	25-56	.446	5-19	.263	25-32	.781	8	18	26	33.9	23	7	16	3	14	80	69.2
Texas A&M	02/19/2022	72-67	W	24-53	.453	4-19	.211	20-29	.690	9	26	35	34.0	20	12	20	10	13	72	69.3
Alabama	02/22/2022	72-74	L	19-53	.358	7-21	.333	27-36	.750	12	25	37	34.1	21	12	16	4	12	72	69.4
at Mississippi St.	02/26/2022	69-74	L	24-52	.462	9-29	.310	12-17	.706	9	24	33	34.0	22	19	18	1	5	69	69.4
Florida	03/01/2022	78-82	L	30-53	.566	15-29	.517	3-6	.500	5	25	30	33.9	18	16	15	2	6	78	69.7
at Ole Miss	03/05/2022	63-61	W	22-52	.423	9-24	.375	10-14	.714	5	30	35	33.9	10	12	11	2	4	63	69.5
vs Georgia	03/09/2022	86-51	W	32-68	.471	16-41	.390	6-9	.667	12	31	43	34.2	22	16	9	6	4	86	70.0
vs Alabama	03/10/2022	82-76	W	21-53	.396	9-26	.346	31-45	.689	5	29	34	34.2	24	13	11	3	10	82	70.4
vs Kentucky	03/11/2022	71-77	L	26-62	.419	11-28	.393	8-10	.800	10	17	27	34.0	15	11	11	5	7	71	70.4
Belmont	03/15/2022	82-71	W	29-62	.468	6-24	.250	18-23	.783	13	29	42	34.2	13	10	10	5	2	82	70.7
Total		**2405**		**800-1880**	**.426**	**292-863**	**.338**	**513-737**	**.696**	**326**	**838**	**1164**	**34.2**	**612**	**397**	**453**	**115**	**250**	**2405**	**70.7**
Opponents		2299		798-1890	.422	225-748	.301	478-654	.731	331	861	1192	35.1	671	448	493	128	223	2299	67.6

Vanderbilt Averages

Games Played	Points/ game	FG Pct	3FG Pct	FT Pct	Rebounds/ game	Assists/ game	Turnovers/ game	Assist/Turnover ratio	Steals/ game	Blocks/ game
34	70.7	42.6	33.8	69.6	34.2	11.7	13.3	0.9	7.4	3.4

OPPONENT GAME-BY-GAME STATS

				Total		3-Pointers		Free throws		Rebounds										
Opponent	**Date**	**Score**		**FG-FGA**	**PCT**	**3FG-3FGA**	**PCT**	**FT-FTA**	**PCT**	**OFF**	**DEF**	**TOT**	**AVG**	**PF**	**A**	**TO**	**BLK**	**STL**	**PTS**	**AVG**
Alabama St.	11/10/2021	91-72	W	26-52	.500	6-19	.316	14-17	.824	6	22	28	28.0	24	7	24	5	8	72	72.0
Texas St.	11/14/2021	79-60	W	18-53	.340	8-21	.381	16-18	.889	10	25	35	31.5	20	11	14	1	2	60	66.0
VCU	11/17/2021	37-48	L	17-52	.327	6-19	.316	8-12	.667	14	29	43	35.3	22	9	22	7	8	48	60.0
Winthrop	11/20/2021	77-63	W	24-56	.429	10-29	.345	5-7	.714	4	26	30	34.0	21	13	19	0	3	63	60.8
at Pittsburgh	11/24/2021	68-52	W	18-50	.360	2-15	.133	14-19	.737	9	21	30	33.2	11	9	13	3	5	52	59.0
Mississippi Val.	11/29/2021	75-36	W	11-55	.200	5-28	.179	9-12	.750	8	22	30	32.7	17	7	17	3	6	36	55.2
at SMU	12/04/2021	72-84	L	30-63	.476	9-30	.300	15-21	.714	14	23	37	33.3	20	21	7	6	11	84	59.3
Temple	12/07/2021	68-72	Lot	18-51	.353	6-21	.286	30-37	.811	11	38	49	35.3	24	9	16	9	5	72	60.9
Loyola Chicago	12/10/2021	58-69	L	25-51	.490	17-37	.459	2-6	.333	6	28	34	35.1	20	19	11	3	3	69	61.8
Austin Peay	12/18/2021	77-51	W	19-53	.358	6-26	.231	7-7	1.000	11	19	30	34.6	13	12	18	2	4	51	60.7
at Hawaii	12/22/2021	68-54	W	21-48	.438	8-25	.320	4-9	.444	7	22	29	34.1	16	10	21	1	2	54	60.1
vs BYU	12/23/2021	69-67	W	24-58	.414	8-20	.400	11-15	.733	13	30	43	34.8	22	13	19	4	6	67	60.7
at Arkansas	01/04/2022	75-74	W	25-54	.463	6-22	.273	18-28	.643	8	20	28	34.3	20	14	14	4	11	74	61.7
South Carolina	01/08/2022	70-72	L	28-51	.549	3-17	.176	13-18	.722	7	23	30	34.0	28	15	22	5	11	72	62.4
Kentucky	01/11/2022	66-78	L	31-59	.525	6-12	.500	10-16	.625	12	30	42	34.5	14	15	9	2	3	78	63.5
at Georgia	01/15/2022	73-66	W	26-58	.448	6-20	.300	8-10	.800	11	27	38	34.8	16	15	17	2	2	66	63.6
Tennessee	01/18/2022	60-68	L	19-56	.339	5-23	.217	25-29	.862	14	26	40	35.1	23	9	14	6	14	68	63.9
at Florida	01/22/2022	42-61	L	23-60	.383	9-36	.250	6-13	.462	16	26	42	35.4	19	12	8	3	9	61	63.7
at South Carolina	01/26/2022	61-70	L	27-61	.443	7-23	.304	9-21	.429	15	26	41	35.7	19	15	12	6	8	70	64.1
Georgia	01/29/2022	85-77	W	28-54	.519	4-17	.235	17-21	.810	5	27	32	35.6	23	17	13	0	3	77	64.7
at Kentucky	02/02/2022	70-77	L	22-57	.386	8-18	.444	25-35	.714	8	22	30	35.3	17	16	10	5	8	77	65.3
LSU	02/05/2022	75-66	W	21-47	.447	3-14	.214	21-29	.724	7	24	31	35.1	18	6	16	2	9	66	65.3
Missouri	02/08/2022	70-62	W	25-61	.410	5-25	.200	7-12	.583	12	19	31	34.9	27	9	11	6	8	62	65.2
at Tennessee	02/12/2022	64-73	L	22-60	.367	7-22	.318	22-31	.710	15	26	41	35.2	16	16	9	5	5	73	65.5
at Auburn	02/16/2022	80-94	L	31-53	.585	11-22	.500	21-26	.808	6	27	33	35.1	26	20	17	9	8	94	66.6
Texas A&M	02/19/2022	72-67	W	22-57	.386	5-22	.227	18-23	.783	12	27	39	35.2	25	12	20	1	13	67	66.7
Alabama	02/22/2022	72-74	L	22-58	.379	8-28	.286	22-25	.880	14	27	41	35.4	25	13	18	8	8	74	66.9
at Mississippi St.	02/26/2022	69-74	L	25-50	.500	1-6	.167	23-32	.719	7	22	29	35.2	19	14	12	1	11	74	67.2
Florida	03/01/2022	78-82	L	30-58	.517	10-21	.476	12-14	.857	5	20	25	34.9	12	13	8	3	6	82	67.7
at Ole Miss	03/05/2022	63-61	W	25-59	.424	5-20	.250	6-7	.857	5	28	33	34.8	17	15	8	1	4	61	67.5
vs Georgia	03/09/2022	86-51	W	14-47	.298	2-17	.118	21-27	.778	6	25	31	34.7	12	10	15	1	5	51	66.9
vs Alabama	03/10/2022	82-76	W	24-67	.358	8-34	.235	20-34	.588	18	34	52	35.2	30	16	18	0	5	76	67.2
vs Kentucky	03/11/2022	71-77	L	30-61	.492	7-15	.467	10-13	.769	10	27	37	35.3	15	21	12	9	4	77	67.5
Belmont	03/15/2022	82-71	W	27-60	.450	8-24	.333	9-10	.900	5	23	28	35.1	20	15	9	5	5	71	67.6
Total		**2299**		**798-1890**	**.422**	**225-748**	**.301**	**478-654**	**.731**	**331**	**861**	**1192**	**35.1**	**671**	**448**	**493**	**128**	**223**	**2299**	**67.6**
Vanderbilt		2405		800-1880	.426	292-863	.338	513-737	.696	326	838	1164	34.2	612	397	453	115	250	2405	70.7

Opponents Averages

Games Played	Points/ game	FG Pct	3FG Pct	FT Pct	Rebounds/ game	Assists/ game	Turnovers/ game	Assist/Turnover ratio	Steals/ game	Blocks/ game
34	67.6	42.2	30.1	73.1	35.1	13.2	14.5	0.9	6.6	3.8

0

0 • TYRIN LAWRENCE
Sophomore • G • 6-4 • 195
Monticello, Ga. (Morgan County)

				Field Goals		3-Point		F-Throws		Rebounds									Scoring	
SEASON	TEAM	GP-GS	MIN/AVG	FG-FGA	FG%	3FG-3FGA	3FG%	FT-FTA	FT%	OFF	DEF	TOT	AVG	PF-FO	A	TO	BLK	STL	PTS	AVG
2020-21	Vandy	7-5	90/12.8	9-18	.500	0-6	.000	2-3	.667	6	10	16	2.3	5-0	9	5	0	4	20	2.9
2021-22	Vandy	32-13	480/15.0	42-106	.396	9-45	.200	24-35	.686	11	60	71	2.2	38-0	24	33	4	19	117	3.7
TOTAL		**39-18**	**570/14.6**	**51-124**	**.411**	**9-51**	**.176**	**26-38**	**.684**	**17**	**70**	**87**	**2.2**	**43-0**	**33**	**38**	**4**	**23**	**137**	**3.5**

Single Game Highs

Statistic	Value	
Points	20	vs Winthrop 11/20/21
Rebounds	5	4 times
Assists	4	vs Mississippi Val. 12/13/20
Steals	3	vs VCU 11/17/21, vs Mississippi Val. 11/29/21
Blocks	1	4 times
FG Made	7	vs Winthrop 11/20/21
FG Attempts	12	vs Loyola Chicago 12/10/21
3FG Made	2	vs Winthrop 11/20/21
3FG Attempts	3	8 times
FT Made	4	vs Winthrop 11/20/21, vs Mississippi Val. 11/29/21
FT Attempts	7	vs Winthrop 11/20/21

				Total		3-Pointers		Free throws		Rebounds										
Opponent	Date	GS	MIN	FG-FGA	PCT	3FG-3FGA	PCT	FT-FTA	PCT	OFF	DEF	TOT	AVG	PF	A	TO	BLK	STL	PTS	AVG
Alabama St.	11/10/2021	*	15:53	2-4	.500	0-1	.000	0-0	.000	1	4	5	5.0	1	1	1	0	0	4	4.0
Texas St.	11/14/2021	*	15:49	1-2	.500	0-1	.000	2-3	.667	0	1	1	3.0	2	2	1	0	0	4	4.0
VCU	11/17/2021	*	20:17	1-4	.250	0-3	.000	2-2	1.000	0	2	2	2.7	2	1	1	1	3	4	4.0
Winthrop	11/20/2021	*	31:18	7-9	.778	2-2	1.000	4-7	.571	2	3	5	3.3	0	2	0	0	0	20	8.0
at Pittsburgh	11/24/2021	*	26:54	4-7	.571	0-3	.000	1-1	1.000	1	3	4	3.4	3	3	2	0	1	9	8.2
Mississippi Val.	11/29/2021	*	19:54	2-4	.500	0-2	.000	4-4	1.000	0	2	2	3.2	0	2	3	0	3	8	8.2
at SMU	12/04/2021	*	25:13	1-6	.167	0-3	.000	2-2	1.000	0	2	2	3.0	1	1	3	0	0	4	7.6
Temple	12/07/2021	*	15:38	0-3	.000	0-1	.000	0-0	.000	1	4	5	3.3	2	0	1	0	0	0	6.6
Loyola Chicago	12/10/2021	*	32:05	2-12	.167	0-2	.000	3-3	1.000	0	4	4	3.3	2	1	1	0	2	7	6.7
Austin Peay	12/18/2021		10:08	1-4	.250	1-3	.333	0-0	.000	1	0	1	3.1	0	0	1	1	1	3	6.3
at Hawaii	12/22/2021		10:27	1-2	.500	0-1	.000	0-0	.000	0	0	0	2.8	1	0	1	0	0	2	5.9
vs BYU	12/23/2021		06:59	0-0	.000	0-0	.000	0-0	.000	0	1	1	2.7	2	0	0	0	0	0	5.4
at Arkansas	01/04/2022		15:45	2-5	.400	0-1	.000	1-4	.250	0	5	5	2.8	2	2	0	0	0	5	5.4
South Carolina	01/08/2022		12:13	1-2	.500	0-1	.000	0-0	.000	0	0	0	2.6	1	1	0	0	1	2	5.1
Kentucky	01/11/2022		12:32	0-1	.000	0-1	.000	0-0	.000	0	1	1	2.5	0	1	1	0	1	0	4.8
at Georgia	01/15/2022		20:42	2-5	.400	1-3	.333	1-4	.250	0	3	3	2.6	1	0	1	0	1	6	4.9
Tennessee	01/18/2022		13:13	1-3	.333	0-2	.000	0-0	.000	0	3	3	2.6	2	0	3	1	1	2	4.7
at Florida	01/22/2022		08:33	0-0	.000	0-0	.000	0-0	.000	0	1	1	2.5	0	0	0	0	0	0	4.4
at South Carolina	01/26/2022		04:05	0-0	.000	0-0	.000	0-0	.000	0	1	1	2.4	0	0	0	0	0	0	4.2
Georgia	01/29/2022		13:39	2-4	.500	1-2	.500	0-0	.000	0	3	3	2.5	2	1	2	0	0	5	4.3
at Kentucky	02/02/2022		11:36	1-1	1.000	1-1	1.000	0-0	.000	0	2	2	2.4	2	0	1	0	0	3	4.2
Missouri	02/08/2022		04:05	0-0	.000	0-0	.000	0-0	.000	0	0	0	2.3	0	0	2	0	0	0	4.0
at Tennessee	02/12/2022		04:03	0-0	.000	0-0	.000	0-0	.000	0	2	2	2.3	0	0	0	0	0	0	3.8
Texas A&M	02/19/2022		11:58	1-2	.500	0-0	.000	0-0	.000	1	1	2	2.3	1	0	1	0	1	2	3.8
Alabama	02/22/2022	*	20:50	1-5	.200	0-3	.000	0-0	.000	1	2	3	2.3	3	0	2	0	2	2	3.7
at Mississippi St.	02/26/2022	*	22:59	0-3	.000	0-2	.000	0-0	.000	1	2	3	2.3	1	3	1	0	0	0	3.5
Florida	03/01/2022	*	15:10	2-3	.667	1-2	.500	0-0	.000	0	3	3	2.4	2	1	2	0	0	5	3.6
at Ole Miss	03/05/2022	*	13:06	0-0	.000	0-0	.000	0-0	.000	0	3	3	2.4	1	2	0	1	0	0	3.5
vs Georgia	03/09/2022		12:31	2-4	.500	1-3	.333	2-2	1.000	0	2	2	2.4	2	0	0	0	0	7	3.6
vs Alabama	03/10/2022		06:28	0-0	.000	0-0	.000	0-0	.000	0	0	0	2.3	1	0	0	0	0	0	3.5
vs Kentucky	03/11/2022		12:10	2-6	.333	0-0	.000	0-1	.000	2	0	2	2.3	0	0	1	0	2	4	3.5
Belmont	03/15/2022		13:42	3-5	.600	1-2	.500	2-2	1.000	0	0	0	2.2	1	0	1	0	0	9	3.7
Totals		**13**	**479:56**	**42-106**	**.396**	**9-45**	**.200**	**24-35**	**.686**	**11**	**60**	**71**	**2.2**	**38**	**24**	**33**	**4**	**19**	**117**	**3.7**

Player Averages

Games Played	Minutes/ game	Points/ game	FG Pct	3FG Pct	FT Pct	Rebounds/ game	Assists/ game	Turnovers/ game	Assist/Turnover ratio	Steals/ game	Blocks/ game
32	15.0	3.7	39.6	20.0	68.6	2.2	0.8	1.0	0.7	0.6	0.1

2

SCOTTY PIPPEN JR.
Junior • G • 6-3 • 185
Los Angeles, Calif. (Sierra Canyon)

				Field Goals		3-Point		F-Throws		Rebounds									Scoring	
SEASON	TEAM	GP-GS	MIN/AVG	FG-FGA	FG%	3FG-3FGA	3FG%	FT-FTA	FT%	OFF	DEF	TOT	AVG	PF-FO	A	TO	BLK	STL	PTS	AVG
2019-20	Vandy	32-31	952/29.8	108-275	.393	34-94	.362	134-189	.709	16	72	88	2.8	97-4	114	86	4	35	384	12.0
2020-21	Vandy	22-22	699/31.8	136-318	.428	43-120	.358	142-167	.850	22	41	63	2.9	54-3	107	84	4	39	457	20.8
2021-22	Vandy	34-34	1113/32.7	207-493	.420	58-181	.320	204-276	.739	26	89	115	3.4	86-1	148	116	7	65	676	19.9
TOTAL		**88-87**	**2764/31.4**	**451-1086**	**.415**	**135-395**	**.342**	**480-632**	**.759**	**64**	**202**	**266**	**3.0**	**237-8**	**369**	**286**	**15**	**139**	**1517**	**17.2**

Single Game Highs

Statistic	Value	
Points	36	at Cincinnati 03/04/21
Rebounds	8	at Kentucky 01/05/21, at South Carolina 01/26/22
Assists	12	vs Mississippi St. 01/09/21
Steals	6	vs Alabama 02/22/22
Blocks	2	vs Florida 12/30/20
FG Made	12	at Florida 01/27/21
FG Attempts	23	at Kentucky 02/02/22
3FG Made	8	at SMU 12/04/21
3FG Attempts	14	at SMU 12/04/21
FT Made	15	vs South Carolina 03/07/20, vs Texas A&M 03/10/21, vs Alabama 03/10/22
FT Attempts	21	vs Alabama 03/10/22

				Total		3-Pointers		Free throws		Rebounds										
Opponent	Date	GS	MIN	FG-FGA	PCT	3FG-3FGA	PCT	FT-FTA	PCT	OFF	DEF	TOT	AVG	PF	A	TO	BLK	STL	PTS	AVG
Alabama St.	11/10/2021	*	23:58	5-10	.500	1-4	.250	4-5	.800	0	2	2	2.0	1	2	4	0	4	15	15.0
Texas St.	11/14/2021	*	34:16	10-17	.588	4-8	.500	6-7	.857	0	2	2	2.0	2	3	1	0	1	30	22.5
VCU	11/17/2021	*	35:46	2-10	.200	0-3	.000	4-6	.667	2	5	7	3.7	3	2	5	1	2	8	17.7
Winthrop	11/20/2021	*	31:58	6-14	.429	1-5	.200	0-0	.000	1	3	4	3.8	0	2	2	1	0	13	16.5
at Pittsburgh	11/24/2021	*	31:23	5-12	.417	1-5	.200	0-2	.000	0	5	5	4.0	3	5	2	0	3	11	15.4
Mississippi Val.	11/29/2021	*	25:18	4-10	.400	1-3	.333	3-4	.750	0	4	4	4.0	1	5	2	0	1	12	14.8
at SMU	12/04/2021	*	35:31	8-21	.381	8-14	.571	5-7	.714	2	2	4	4.0	2	3	3	0	2	29	16.9
Temple	12/07/2021	*	29:22	6-15	.400	2-7	.286	2-5	.400	0	5	5	4.1	4	1	2	0	1	16	16.8
Loyola Chicago	12/10/2021	*	35:45	7-18	.389	1-6	.167	8-10	.800	2	3	5	4.2	1	0	1	0	1	23	17.4
Austin Peay	12/18/2021	*	26:54	5-14	.357	2-8	.250	4-6	.667	2	2	4	4.2	0	2	3	0	2	16	17.3
at Hawaii	12/22/2021	*	34:16	8-16	.500	0-4	.000	5-6	.833	1	2	3	4.1	1	2	3	0	4	21	17.6
vs BYU	12/23/2021	*	27:40	8-16	.500	1-3	.333	6-9	.667	0	0	0	3.8	3	3	4	0	1	23	18.1
at Arkansas	01/04/2022	*	34:45	6-11	.545	1-2	.500	9-12	.750	1	2	3	3.7	5	3	7	0	0	22	18.4
South Carolina	01/08/2022	*	34:03	4-11	.364	0-3	.000	9-10	.900	1	2	3	3.6	2	6	7	0	0	17	18.3
Kentucky	01/11/2022	*	32:07	11-18	.611	6-11	.545	4-8	.500	1	1	2	3.5	1	4	3	0	3	32	19.2
at Georgia	01/15/2022	*	31:53	3-12	.250	0-5	.000	7-8	.875	0	0	0	3.3	3	7	3	0	3	13	18.8
Tennessee	01/18/2022	*	30:19	3-10	.300	2-4	.500	10-13	.769	2	3	5	3.4	4	2	4	0	2	18	18.8
at Florida	01/22/2022	*	20:43	1-10	.100	1-5	.200	3-6	.500	2	2	4	3.4	3	1	1	1	0	6	18.1
at South Carolina	01/26/2022	*	36:46	8-17	.471	1-4	.250	7-8	.875	1	7	8	3.7	2	5	7	0	2	24	18.4
Georgia	01/29/2022	*	31:25	7-14	.500	2-5	.400	7-10	.700	0	1	1	3.6	2	9	2	1	2	23	18.6
at Kentucky	02/02/2022	*	36:53	11-23	.478	2-5	.400	9-12	.750	0	6	6	3.7	2	5	6	0	0	33	19.3
LSU	02/05/2022	*	32:58	2-12	.167	0-6	.000	3-4	.750	0	3	3	3.6	3	9	2	0	4	7	18.7
Missouri	02/08/2022	*	34:31	6-13	.462	2-4	.500	5-9	.556	0	1	1	3.5	3	4	4	1	3	19	18.7
at Tennessee	02/12/2022	*	34:27	8-15	.533	0-2	.000	7-10	.700	2	1	3	3.5	4	6	5	0	1	23	18.9
at Auburn	02/16/2022	*	36:09	7-18	.389	1-6	.167	14-16	.875	1	4	5	3.6	3	6	3	0	5	29	19.3
Texas A&M	02/19/2022	*	38:06	8-16	.500	1-3	.333	7-9	.778	0	6	6	3.7	4	5	4	1	2	24	19.5
Alabama	02/22/2022	*	36:19	5-13	.385	2-5	.400	14-18	.778	1	1	2	3.6	4	8	4	0	6	26	19.7
at Mississippi St.	02/26/2022	*	37:26	10-16	.625	4-9	.444	8-9	.889	1	3	4	3.6	4	4	5	0	2	32	20.2
Florida	03/01/2022	*	35:56	11-18	.611	5-7	.714	2-5	.400	0	3	3	3.6	3	7	3	0	3	29	20.5
at Ole Miss	03/05/2022	*	37:38	7-18	.389	3-8	.375	5-7	.714	0	4	4	3.6	2	6	7	0	1	22	20.5
vs Georgia	03/09/2022	*	23:02	6-12	.500	1-3	.333	1-2	.500	1	1	2	3.5	3	1	1	1	2	14	20.3
vs Alabama	03/10/2022	*	37:07	5-19	.263	1-4	.250	15-21	.714	2	0	2	3.5	3	7	1	0	1	26	20.5
vs Kentucky	03/11/2022	*	36:24	2-17	.118	1-7	.143	5-5	1.000	0	1	1	3.4	2	7	3	0	0	10	20.2
Belmont	03/15/2022	*	31:29	2-7	.286	0-3	.000	6-7	.857	0	2	2	3.4	3	6	2	0	1	10	19.9
Totals		**34**	**1112:34**	**207-493**	**.420**	**58-181**	**.320**	**204-276**	**.739**	**26**	**89**	**115**	**3.4**	**86**	**148**	**116**	**7**	**65**	**676**	**19.9**

Player Averages

Games Played	Minutes/ game	Points/ game	FG Pct	3FG Pct	FT Pct	Rebounds/ game	Assists/ game	Turnovers/ game	Assist/Turnover ratio	Steals/ game	Blocks/ game
34	32.7	19.9	42.0	32.0	73.9	3.4	4.4	3.4	1.3	1.9	0.2

3

RODNEY CHATMAN
Graduate • G • 6-1 • 215
Lithonia, Ga. (U of Dayton)

				Field Goals		3-Point		F-Throws		Rebounds									Scoring	
SEASON	TEAM	GP-GS	MIN/AVG	FG-FGA	FG%	3FG-3FGA	3FG%	FT-FTA	FT%	OFF	DEF	TOT	AVG	PF-FO	A	TO	BLK	STL	PTS	AVG
2016-17	UTC	31-3	623/20.1	51-139	.367	9-35	.257	52-72	.722	6	60	66	2.1	74-0	69	66	2	25	163	5.3
2017-18	UTC	30-28	970/32.3	131-289	.453	43-127	.339	93-119	.782	9	115	124	4.1	88-3	135	89	14	35	398	13.3
2019-20	UD	31-31	829/26.8	76-188	.404	36-100	.360	51-71	.718	11	65	76	2.5	86-2	99	63	4	39	239	7.7
2020-21	UD	12-11	389/32.4	36-81	.444	6-27	.222	17-32	.531	2	29	31	2.6	35-2	45	39	2	21	95	7.9
2021-22	Vandy	14-13	350/25.0	37-90	.411	22-58	.379	19-26	.731	1	31	32	2.3	36-1	20	19	1	12	115	8.2
TOTAL FOR Vandy		**14-13**	**350/25.0**	**37-90**	**.411**	**22-58**	**.379**	**19-26**	**.731**	**1**	**31**	**32**	**2.3**	**36-1**	**20**	**19**	**1**	**12**	**115**	**8.2**
TOTAL		**118-86**	**3161/26.8**	**331-787**	**.421**	**116-347**	**.334**	**232-320**	**.725**	**29**	**300**	**329**	**2.8**	**319-8**	**368**	**276**	**23**	**132**	**1010**	**8.6**

Single Game Highs

Statistic	Value	
Points	26	at ETSU 02/03/18
Rebounds	9	at Wyoming 11/10/17, vs UNC Greensboro 01/29/18
Assists	14	at Jacksonville St. 12/21/17
Steals	5	vs Ole Miss 12/19/20
Blocks	3	at Jacksonville St. 12/21/17, vs The Citadel 02/08/18
FG Made	9	at ETSU 02/03/18, vs LSU 02/05/22
FG Attempts	16	at Akron 11/28/17, vs Charlotte 12/10/17
3FG Made	6	vs LSU 02/05/22
3FG Attempts	10	vs LSU 02/05/22
FT Made	9	vs Samford 03/02/18, vs UNC Greensboro 01/29/18, vs Mercer 02/10/18
FT Attempts	11	vs UNC Greensboro 01/29/18

				Total		3-Pointers		Free throws		Rebounds										
Opponent	Date	GS	MIN	FG-FGA	PCT	3FG-3FGA	PCT	FT-FTA	PCT	OFF	DEF	TOT	AVG	PF	A	TO	BLK	STL	PTS	AVG
Austin Peay	12/18/2021		15:55	1-4	.250	0-1	.000	0-0	.000	0	0	0	0.0	2	2	2	0	0	2	2.0
at Hawaii	12/22/2021	*	17:24	1-4	.250	1-4	.250	0-0	.000	0	2	2	1.0	4	1	1	0	0	3	2.5
vs BYU	12/23/2021	*	24:21	1-4	.250	1-3	.333	1-2	.500	0	2	2	1.3	3	2	0	1	1	4	3.0
at Arkansas	01/04/2022	*	24:27	3-5	.600	2-3	.667	3-4	.750	1	2	3	1.8	4	2	2	0	2	11	5.0
South Carolina	01/08/2022	*	24:24	0-1	.000	0-0	.000	1-2	.500	0	2	2	1.8	2	1	1	0	2	1	4.2
Georgia	01/29/2022	*	20:29	4-8	.500	2-5	.400	2-2	1.000	0	4	4	2.2	1	1	0	0	1	12	5.5
at Kentucky	02/02/2022	*	28:44	0-3	.000	0-1	.000	0-0	.000	0	1	1	2.0	4	2	3	0	2	0	4.7
LSU	02/05/2022	*	34:38	9-14	.643	6-10	.600	0-0	.000	0	3	3	2.1	2	2	2	0	0	24	7.1
Missouri	02/08/2022	*	30:56	2-7	.286	1-4	.250	5-6	.833	0	6	6	2.6	0	1	1	0	1	10	7.4
at Tennessee	02/12/2022	*	34:14	3-10	.300	3-8	.375	2-2	1.000	0	2	2	2.5	3	0	0	0	0	11	7.8
vs Georgia	03/09/2022	*	10:20	3-7	.429	1-4	.250	1-1	1.000	0	1	1	2.4	3	2	1	0	0	8	7.8
vs Alabama	03/10/2022	*	19:48	3-5	.600	2-4	.500	4-7	.571	0	2	2	2.3	5	1	2	0	1	12	8.2
vs Kentucky	03/11/2022	*	31:43	3-9	.333	1-5	.200	0-0	.000	0	3	3	2.4	3	2	3	0	2	7	8.1
Belmont	03/15/2022	*	32:43	4-9	.444	2-6	.333	0-0	.000	0	1	1	2.3	0	1	1	0	0	10	8.2
Totals		**13**	**350:07**	**37-90**	**.411**	**22-58**	**.379**	**19-26**	**.731**	**1**	**31**	**32**	**2.3**	**36**	**20**	**19**	**1**	**12**	**115**	**8.2**

Player Averages

Games Played	Minutes/ game	Points/ game	FG Pct	3FG Pct	FT Pct	Rebounds/ game	Assists/ game	Turnovers/ game	Assist/Turnover ratio	Steals/ game	Blocks/ game
14	25.0	8.2	41.1	37.9	73.1	2.3	1.4	1.4	1.1	0.9	0.1

4

JORDAN WRIGHT
Junior • G/F • 6-6 • 215
Baton Rouge, La. (Dunham)

				Field Goals		3-Point		F-Throws		Rebounds									Scoring	
SEASON	TEAM	GP-GS	MIN/AVG	FG-FGA	FG%	3FG-3FGA	3FG%	FT-FTA	FT%	OFF	DEF	TOT	AVG	PF-FO	A	TO	BLK	STL	PTS	AVG
2019-20	Vandy	31-6	512/16.5	59-156	.378	8-53	.151	51-67	.761	29	57	86	2.8	61-0	14	39	8	24	177	5.7
2020-21	Vandy	23-15	564/24.5	77-158	.487	16-37	.432	31-48	.646	32	72	104	4.5	54-1	48	51	8	26	201	8.7
2021-22	Vandy	34-34	1036/30.5	147-342	.430	44-124	.355	89-111	.802	49	171	220	6.5	83-2	62	80	10	48	427	12.6
TOTAL		**88-55**	**2112/24.0**	**283-656**	**.431**	**68-214**	**.318**	**171-226**	**.757**	**110**	**300**	**410**	**4.7**	**198-3**	**124**	**170**	**26**	**98**	**805**	**9.1**

Single Game Highs

Statistic	Value	
Points	28	vs Winthrop 11/20/21
Rebounds	12	at SMU 12/04/21, at Georgia 01/15/22
Assists	6	at Georgia 01/15/22
Steals	6	vs Texas A&M 02/19/22
Blocks	3	vs Texas A&M 02/19/22
FG Made	10	vs Winthrop 11/20/21, vs Kentucky 03/11/22, vs Belmont 03/15/22
FG Attempts	17	vs Temple 12/07/21
3FG Made	5	vs Winthrop 11/20/21, vs Kentucky 03/11/22
3FG Attempts	7	vs Winthrop 11/20/21, vs South Carolina 01/08/22, at Georgia 01/15/22
FT Made	8	at South Carolina 01/25/20
FT Attempts	10	at South Carolina 01/25/20

				Total		3-Pointers		Free throws		Rebounds										
Opponent	Date	GS	MIN	FG-FGA	PCT	3FG-3FGA	PCT	FT-FTA	PCT	OFF	DEF	TOT	AVG	PF	A	TO	BLK	STL	PTS	AVG
Alabama St.	11/10/2021	*	20:59	6-9	.667	1-1	1.000	3-5	.600	2	2	4	4.0	2	3	2	0	2	16	16.0
Texas St.	11/14/2021	*	30:06	5-11	.455	1-3	.333	5-7	.714	1	3	4	4.0	2	2	1	1	2	16	16.0
VCU	11/17/2021	*	36:10	6-16	.375	1-6	.167	2-2	1.000	3	4	7	5.0	3	1	4	1	0	15	15.7
Winthrop	11/20/2021	*	33:23	10-13	.769	5-7	.714	3-4	.750	2	4	6	5.3	2	2	3	0	2	28	18.8
at Pittsburgh	11/24/2021	*	36:52	3-9	.333	2-5	.400	1-2	.500	0	7	7	5.6	1	2	2	0	1	9	16.8
Mississippi Val.	11/29/2021	*	20:26	2-5	.400	1-3	.333	0-0	.000	2	3	5	5.5	0	0	2	0	2	5	14.8
at SMU	12/04/2021	*	26:14	4-11	.364	0-3	.000	6-6	1.000	5	7	12	6.4	2	2	4	0	0	14	14.7
Temple	12/07/2021	*	36:23	5-17	.294	0-3	.000	6-6	1.000	4	7	11	7.0	5	3	2	0	0	16	14.9
Loyola Chicago	12/10/2021	*	33:46	2-10	.200	1-4	.250	0-0	.000	0	3	3	6.6	2	0	2	0	1	5	13.8
Austin Peay	12/18/2021	*	26:56	2-9	.222	2-4	.500	2-2	1.000	3	2	5	6.4	1	2	1	0	0	8	13.2
at Hawaii	12/22/2021	*	32:06	1-7	.143	0-2	.000	4-4	1.000	1	4	5	6.3	4	0	3	0	4	6	12.5
vs BYU	12/23/2021	*	30:28	5-14	.357	0-5	.000	3-3	1.000	1	3	4	6.1	1	0	1	0	2	13	12.6
at Arkansas	01/04/2022	*	27:35	3-11	.273	0-3	.000	6-6	1.000	2	4	6	6.1	5	4	3	0	2	12	12.5
South Carolina	01/08/2022	*	30:13	5-11	.455	4-7	.571	1-2	.500	0	1	1	5.7	4	0	4	0	3	15	12.7
Kentucky	01/11/2022	*	20:49	0-4	.000	0-1	.000	0-0	.000	0	4	4	5.6	2	1	1	0	0	0	11.9
at Georgia	01/15/2022	*	33:44	8-13	.615	4-7	.571	0-0	.000	1	11	12	6.0	2	6	2	0	2	20	12.4
Tennessee	01/18/2022	*	34:10	5-12	.417	1-5	.200	4-4	1.000	2	3	5	5.9	2	3	2	0	3	15	12.5
at Florida	01/22/2022	*	32:58	2-8	.250	0-3	.000	3-4	.750	0	7	7	6.0	1	3	2	0	3	7	12.2
at South Carolina	01/26/2022	*	31:26	4-9	.444	1-2	.500	1-2	.500	1	2	3	5.8	3	2	3	0	0	10	12.1
Georgia	01/29/2022	*	32:39	4-9	.444	2-3	.667	5-8	.625	2	3	5	5.8	3	3	0	0	1	15	12.3
at Kentucky	02/02/2022	*	32:37	5-9	.556	2-3	.667	2-2	1.000	3	7	10	6.0	1	0	2	0	0	14	12.3
LSU	02/05/2022	*	31:41	5-12	.417	2-6	.333	1-2	.500	0	7	7	6.0	3	4	2	1	1	13	12.4
Missouri	02/08/2022	*	35:09	3-8	.375	1-2	.500	4-4	1.000	1	10	11	6.3	1	0	2	0	0	11	12.3
at Tennessee	02/12/2022	*	29:08	2-8	.250	1-3	.333	1-2	.500	0	6	6	6.3	3	2	3	0	0	6	12.0
at Auburn	02/16/2022	*	25:51	6-12	.500	0-2	.000	3-5	.600	2	4	6	6.2	4	1	3	1	2	15	12.2
Texas A&M	02/19/2022	*	32:17	4-11	.364	0-4	.000	7-9	.778	0	1	1	6.0	0	3	4	3	6	15	12.3
Alabama	02/22/2022	*	30:45	1-6	.167	0-0	.000	1-1	1.000	2	5	7	6.1	4	2	5	0	2	3	11.9
at Mississippi St.	02/26/2022	*	27:19	4-10	.400	2-6	.333	0-1	.000	0	5	5	6.0	4	4	3	0	0	10	11.9
Florida	03/01/2022	*	33:30	3-7	.429	0-4	.000	0-0	.000	2	7	9	6.1	3	3	5	0	3	6	11.7
at Ole Miss	03/05/2022	*	31:15	5-9	.556	0-1	.000	4-5	.800	3	8	11	6.3	1	0	2	0	0	14	11.7
vs Georgia	03/09/2022	*	21:29	4-6	.667	3-4	.750	0-0	.000	2	5	7	6.3	3	2	2	1	1	11	11.7
vs Alabama	03/10/2022	*	35:42	3-9	.333	0-3	.000	7-8	.875	1	10	11	6.5	3	2	1	2	3	13	11.8
vs Kentucky	03/11/2022	*	31:26	10-12	.833	5-6	.833	2-2	1.000	1	5	6	6.5	3	0	1	0	0	27	12.2
Belmont	03/15/2022	*	30:29	10-15	.667	2-3	.667	2-3	.667	0	7	7	6.5	3	0	1	0	0	24	12.6
Totals		**34**	**1035:60**	**147-342**	**.430**	**44-124**	**.355**	**89-111**	**.802**	**49**	**171**	**220**	**6.5**	**83**	**62**	**80**	**10**	**48**	**427**	**12.6**

Player Averages

Games Played	Minutes/ game	Points/ game	FG Pct	3FG Pct	FT Pct	Rebounds/ game	Assists/ game	Turnovers/ game	Assist/Turnover ratio	Steals/ game	Blocks/ game
34	30.5	12.6	43.0	35.5	80.2	6.5	1.8	2.4	0.8	1.4	0.3

5

SHANE DEZONIE
Freshman • G • 6-5 • 215
Tobyhanna, Pa. (Brewster Academy)
duh-ZOE-nee

				Field Goals		3-Point		F-Throws		Rebounds									Scoring	
SEASON	TEAM	GP-GS	MIN/AVG	FG-FGA	FG%	3FG-3FGA	3FG%	FT-FTA	FT%	OFF	DEF	TOT	AVG	PF-FO	A	TO	BLK	STL	PTS	AVG
2021-22	Vandy	33-2	375/11.4	29-63	.460	14-25	.560	12-15	.800	10	44	54	1.6	43-0	23	33	1	12	84	2.5
TOTAL		**33-2**	**375/11.4**	**29-63**	**.460**	**14-25**	**.560**	**12-15**	**.800**	**10**	**44**	**54**	**1.6**	**43-0**	**23**	**33**	**1**	**12**	**84**	**2.5**

Single Game Highs

Statistic	Value	
Points	10	at Hawaii 12/22/21, vs Georgia 03/09/22
Rebounds	6	vs Mississippi Val. 11/29/21
Assists	2	7 times
Steals	2	4 times
Blocks	1	vs Winthrop 11/20/21
FG Made	4	at Hawaii 12/22/21, vs Georgia 03/09/22
FG Attempts	6	at Hawaii 12/22/21
3FG Made	3	at SMU 12/04/21
3FG Attempts	3	at SMU 12/04/21, at Florida 01/22/22, vs Georgia 03/09/22
FT Made	5	vs Alabama St. 11/10/21
FT Attempts	6	vs Alabama St. 11/10/21

				Total		3-Pointers		Free throws		Rebounds										
Opponent	Date	GS	MIN	FG-FGA	PCT	3FG-3FGA	PCT	FT-FTA	PCT	OFF	DEF	TOT	AVG	PF	A	TO	BLK	STL	PTS	AVG
Alabama St.	11/10/2021		13:48	0-3	.000	0-1	.000	5-6	.833	0	1	1	1.0	3	1	3	0	2	5	5.0
Texas St.	11/14/2021		14:51	1-3	.333	1-2	.500	0-0	.000	0	3	3	2.0	1	0	0	0	0	3	4.0
VCU	11/17/2021		08:04	0-0	.000	0-0	.000	0-0	.000	0	2	2	2.0	0	0	1	0	0	0	2.7
Winthrop	11/20/2021		11:35	0-1	.000	0-1	.000	0-0	.000	0	2	2	2.0	3	2	3	1	0	0	2.0
at Pittsburgh	11/24/2021		07:05	0-1	.000	0-0	.000	0-0	.000	0	0	0	1.6	0	0	1	0	0	0	1.6
Mississippi Val.	11/29/2021		14:21	1-4	.250	1-1	1.000	2-2	1.000	3	3	6	2.3	1	1	3	0	0	5	2.2
at SMU	12/04/2021		25:21	3-5	.600	3-3	1.000	0-0	.000	3	2	5	2.7	2	2	1	0	1	9	3.1
Temple	12/07/2021		13:04	0-1	.000	0-0	.000	0-0	.000	1	0	1	2.5	2	0	2	0	0	0	2.8
Loyola Chicago	12/10/2021		04:34	0-1	.000	0-0	.000	0-0	.000	0	0	0	2.2	0	0	0	0	0	0	2.4
Austin Peay	12/18/2021		14:56	3-4	.750	1-2	.500	0-0	.000	0	3	3	2.3	0	2	0	0	2	7	2.9
at Hawaii	12/22/2021		24:40	4-6	.667	1-2	.500	1-1	1.000	0	3	3	2.4	3	2	2	0	1	10	3.5
vs BYU	12/23/2021		14:39	1-3	.333	1-2	.500	0-0	.000	0	2	2	2.3	1	1	2	0	1	3	3.5
South Carolina	01/08/2022		13:24	0-0	.000	0-0	.000	0-0	.000	1	0	1	2.2	0	2	0	0	2	0	3.2
Kentucky	01/11/2022	*	20:08	2-3	.667	0-0	.000	2-2	1.000	0	4	4	2.4	3	1	1	0	0	6	3.4
at Georgia	01/15/2022	*	11:56	2-2	1.000	1-1	1.000	0-0	.000	0	0	0	2.2	0	0	1	0	0	5	3.5
Tennessee	01/18/2022		02:56	0-0	.000	0-0	.000	0-0	.000	0	0	0	2.1	1	0	1	0	0	0	3.3
at Florida	01/22/2022		21:08	2-5	.400	1-3	.333	0-1	.000	1	3	4	2.2	3	1	2	0	0	5	3.4
at South Carolina	01/26/2022		19:04	1-3	.333	1-1	1.000	0-0	.000	0	2	2	2.2	3	1	3	0	0	3	3.4
Georgia	01/29/2022		03:04	0-0	.000	0-0	.000	0-0	.000	0	0	0	2.1	1	0	1	0	0	0	3.2
at Kentucky	02/02/2022		03:32	0-0	.000	0-0	.000	0-0	.000	0	0	0	2.0	1	0	0	0	0	0	3.1
LSU	02/05/2022		14:11	1-2	.500	0-0	.000	1-2	.500	0	3	3	2.0	1	2	1	0	0	3	3.0
Missouri	02/08/2022		11:55	1-1	1.000	1-1	1.000	0-0	.000	0	2	2	2.0	3	0	0	0	0	3	3.0
at Tennessee	02/12/2022		05:18	0-0	.000	0-0	.000	0-0	.000	0	0	0	1.9	2	1	1	0	0	0	2.9
at Auburn	02/16/2022		08:39	1-3	.333	0-0	.000	0-0	.000	0	2	2	1.9	0	0	1	0	1	2	2.9
Texas A&M	02/19/2022		07:02	0-0	.000	0-0	.000	0-0	.000	0	1	1	1.9	2	0	0	0	0	0	2.8
Alabama	02/22/2022		04:03	0-1	.000	0-0	.000	0-0	.000	0	1	1	1.8	3	0	1	0	0	0	2.7
at Mississippi St.	02/26/2022		03:47	0-0	.000	0-0	.000	0-0	.000	0	0	0	1.8	0	0	0	0	0	0	2.6
Florida	03/01/2022		06:54	1-2	.500	0-0	.000	0-0	.000	0	0	0	1.7	0	1	1	0	0	2	2.5
at Ole Miss	03/05/2022		04:40	0-1	.000	0-1	.000	0-0	.000	0	0	0	1.7	1	0	0	0	0	0	2.4
vs Georgia	03/09/2022		16:40	4-5	.800	2-3	.667	0-0	.000	1	3	4	1.7	0	1	0	0	0	10	2.7
vs Alabama	03/10/2022		10:35	1-1	1.000	0-0	.000	1-1	1.000	0	1	1	1.7	1	0	0	0	2	3	2.7
vs Kentucky	03/11/2022		09:34	0-1	.000	0-0	.000	0-0	.000	0	0	0	1.7	1	0	0	0	0	0	2.6
Belmont	03/15/2022		09:18	0-1	.000	0-1	.000	0-0	.000	0	1	1	1.6	1	2	1	0	0	0	2.5
Totals		**2**	**374:45**	**29-63**	**.460**	**14-25**	**.560**	**12-15**	**.800**	**10**	**44**	**54**	**1.6**	**43**	**23**	**33**	**1**	**12**	**84**	**2.5**

Player Averages

Games Played	Minutes/ game	Points/ game	FG Pct	3FG Pct	FT Pct	Rebounds/ game	Assists/ game	Turnovers/ game	Assist/Turnover ratio	Steals/ game	Blocks/ game
33	11.4	2.5	46.0	56.0	80.0	1.6	0.7	1.0	0.7	0.4	0.0

10

MYLES STUTE
Sophomore • F • 6-7 • 210
Washington, D.C. (Gonzaga College HS)
STEW-dee

				Field Goals		3-Point		F-Throws		Rebounds									Scoring	
SEASON	TEAM	GP-GS	MIN/AVG	FG-FGA	FG%	3FG-3FGA	3FG%	FT-FTA	FT%	OFF	DEF	TOT	AVG	PF-FO	A	TO	BLK	STL	PTS	AVG
2020-21	Vandy	21-3	315/15.0	22-76	.289	18-63	.286	19-25	.760	12	37	49	2.3	25-0	11	17	2	6	81	3.9
2021-22	Vandy	34-28	805/23.7	93-208	.447	73-171	.427	29-42	.690	26	97	123	3.6	78-1	12	24	10	23	288	8.5
TOTAL		**55-31**	**1121/20.4**	**115-284**	**.405**	**91-234**	**.389**	**48-67**	**.716**	**38**	**134**	**172**	**3.1**	**103-1**	**23**	**41**	**12**	**29**	**369**	**6.7**

Single Game Highs

Statistic	Value	
Points	20	vs Mississippi Val. 11/29/21
Rebounds	7	vs BYU 12/23/21
Assists	2	7 times
Steals	4	vs Winthrop 11/20/21
Blocks	2	vs Mississippi Val. 11/29/21
FG Made	6	vs Mississippi Val. 11/29/21, vs LSU 02/05/22, vs Alabama 03/10/22
FG Attempts	11	vs Mississippi Val. 11/29/21, vs Kentucky 01/11/22
3FG Made	6	vs Mississippi Val. 11/29/21, vs Alabama 03/10/22
3FG Attempts	10	vs Mississippi Val. 11/29/21, vs Alabama 03/10/22
FT Made	7	vs South Carolina 01/08/22
FT Attempts	8	vs South Carolina 01/08/22

				Total		3-Pointers		Free throws		Rebounds										
Opponent	Date	GS	MIN	FG-FGA	PCT	3FG-3FGA	PCT	FT-FTA	PCT	OFF	DEF	TOT	AVG	PF	A	TO	BLK	STL	PTS	AVG
Alabama St.	11/10/2021	*	18:02	5-9	.556	3-7	.429	0-0	.000	1	2	3	3.0	2	0	0	1	0	13	13.0
Texas St.	11/14/2021	*	28:23	4-7	.571	4-6	.667	0-0	.000	0	2	2	2.5	3	0	0	0	0	12	12.5
VCU	11/17/2021	*	20:55	0-3	.000	0-2	.000	1-2	.500	1	0	1	2.0	3	0	4	1	0	1	8.7
Winthrop	11/20/2021	*	21:12	1-5	.200	0-4	.000	2-4	.500	0	4	4	2.5	0	1	1	0	4	4	7.5
at Pittsburgh	11/24/2021	*	18:37	2-6	.333	2-5	.400	2-2	1.000	0	1	1	2.2	1	0	0	0	2	8	7.6
Mississippi Val.	11/29/2021	*	18:46	6-11	.545	6-10	.600	2-2	1.000	0	6	6	2.8	1	0	0	2	1	20	9.7
at SMU	12/04/2021	*	23:21	1-4	.250	0-3	.000	0-0	.000	1	3	4	3.0	4	2	1	0	1	2	8.6
Temple	12/07/2021	*	13:05	1-4	.250	1-3	.333	0-0	.000	1	0	1	2.8	1	0	0	1	0	3	7.9
Loyola Chicago	12/10/2021	*	20:55	4-6	.667	1-2	.500	0-0	.000	2	4	6	3.1	3	0	0	1	0	9	8.0
Austin Peay	12/18/2021		10:59	1-2	.500	1-2	.500	0-0	.000	1	2	3	3.1	3	0	0	0	0	3	7.5
at Hawaii	12/22/2021		09:03	2-4	.500	1-2	.500	0-0	.000	0	1	1	2.9	2	0	1	0	0	5	7.3
vs BYU	12/23/2021	*	32:17	5-9	.556	3-7	.429	1-1	1.000	3	4	7	3.3	3	2	1	1	0	14	7.8
at Arkansas	01/04/2022	*	31:27	3-9	.333	2-8	.250	0-0	.000	2	4	6	3.5	4	0	1	1	1	8	7.8
South Carolina	01/08/2022	*	25:52	4-8	.500	4-7	.571	7-8	.875	1	3	4	3.5	3	0	1	0	2	19	8.6
Kentucky	01/11/2022	*	28:29	2-11	.182	2-8	.250	0-0	.000	0	3	3	3.5	0	0	0	0	1	6	8.5
at Georgia	01/15/2022	*	28:16	3-5	.600	2-4	.500	1-2	.500	1	0	1	3.3	1	2	1	0	0	9	8.5
Tennessee	01/18/2022	*	08:01	2-4	.500	2-4	.500	1-1	1.000	1	0	1	3.2	5	0	1	0	0	7	8.4
at Florida	01/22/2022	*	24:50	1-5	.200	1-5	.200	2-2	1.000	1	1	2	3.1	3	1	1	0	0	5	8.2
at South Carolina	01/26/2022	*	30:13	3-4	.750	1-2	.500	1-1	1.000	1	3	4	3.2	4	1	1	1	2	8	8.2
Georgia	01/29/2022	*	35:00	4-7	.571	3-5	.600	0-1	.000	0	6	6	3.3	3	0	1	0	0	11	8.4
at Kentucky	02/02/2022	*	17:49	0-0	.000	0-0	.000	0-0	.000	0	4	4	3.3	4	0	0	0	0	0	8.0
LSU	02/05/2022	*	33:30	6-10	.600	5-8	.625	0-0	.000	3	2	5	3.4	2	0	3	0	1	17	8.4
Missouri	02/08/2022	*	27:21	3-8	.375	2-5	.400	3-4	.750	4	1	5	3.5	1	0	1	0	1	11	8.5
at Tennessee	02/12/2022	*	24:29	5-8	.625	5-8	.625	2-2	1.000	0	4	4	3.5	4	0	0	0	0	17	8.8
at Auburn	02/16/2022	*	26:25	2-4	.500	2-4	.500	0-0	.000	0	1	1	3.4	3	0	2	0	0	6	8.7
Texas A&M	02/19/2022		17:51	1-4	.250	1-3	.333	0-0	.000	0	1	1	3.3	4	0	0	0	2	3	8.5
Alabama	02/22/2022		17:28	1-3	.333	1-3	.333	1-2	.500	0	5	5	3.4	1	0	0	0	1	4	8.3
at Mississippi St.	02/26/2022		18:26	0-4	.000	0-4	.000	0-2	.000	0	3	3	3.4	1	0	1	0	0	0	8.0
Florida	03/01/2022		28:46	3-9	.333	3-8	.375	0-0	.000	0	4	4	3.4	2	0	0	0	0	9	8.1
at Ole Miss	03/05/2022	*	34:36	3-5	.600	3-5	.600	0-0	.000	0	6	6	3.5	1	2	1	0	1	9	8.1
vs Georgia	03/09/2022	*	23:43	3-7	.429	3-7	.429	2-3	.667	1	4	5	3.5	2	1	0	1	0	11	8.2
vs Alabama	03/10/2022	*	27:36	6-10	.600	6-10	.600	0-2	.000	0	4	4	3.5	2	0	0	0	1	18	8.5
vs Kentucky	03/11/2022	*	32:00	4-7	.571	3-6	.500	0-0	.000	1	5	6	3.6	1	0	0	0	2	11	8.6
Belmont	03/15/2022	*	27:42	2-6	.333	0-4	.000	1-1	1.000	0	4	4	3.6	1	0	1	0	0	5	8.5
Totals		**28**	**805:25**	**93-208**	**.447**	**73-171**	**.427**	**29-42**	**.690**	**26**	**97**	**123**	**3.6**	**78**	**12**	**24**	**10**	**23**	**288**	**8.5**

Player Averages

Games Played	Minutes/ game	Points/ game	FG Pct	3FG Pct	FT Pct	Rebounds/ game	Assists/ game	Turnovers/ game	Assist/Turnover ratio	Steals/ game	Blocks/ game
34	23.7	8.5	44.7	42.7	69.0	3.6	0.4	0.7	0.5	0.7	0.3

11

GABE DORSEY
Freshman • G • 6-6 • 215
Westminster, Md. (The Hill School)

				Field Goals		3-Point		F-Throws		Rebounds									Scoring	
SEASON	TEAM	GP-GS	MIN/AVG	FG-FGA	FG%	3FG-3FGA	3FG%	FT-FTA	FT%	OFF	DEF	TOT	AVG	PF-FO	A	TO	BLK	STL	PTS	AVG
2021-22	Vandy	22-2	142/6.4	6-34	.176	2-27	.074	1-3	.333	2	4	6	0.3	11-0	4	7	1	0	15	0.7
TOTAL		**22-2**	**142/6.4**	**6-34**	**.176**	**2-27**	**.074**	**1-3**	**.333**	**2**	**4**	**6**	**0.3**	**11-0**	**4**	**7**	**1**	**0**	**15**	**0.7**

Single Game Highs

Statistic	Value	
Points	3	vs Mississippi Val. 11/29/21, vs Austin Peay 12/18/21
Rebounds	1	6 times
Assists	1	4 times
Blocks	1	vs Austin Peay 12/18/21
FG Made	1	6 times
FG Attempts	4	vs Temple 12/07/21, at Georgia 01/15/22, vs Georgia 03/09/22
3FG Made	1	vs Mississippi Val. 11/29/21, vs Austin Peay 12/18/21
3FG Attempts	4	at Georgia 01/15/22
FT Made	1	at Tennessee 02/12/22
FT Attempts	2	at Tennessee 02/12/22

				Total		3-Pointers		Free throws		Rebounds										
Opponent	Date	GS	MIN	FG-FGA	PCT	3FG-3FGA	PCT	FT-FTA	PCT	OFF	DEF	TOT	AVG	PF	A	TO	BLK	STL	PTS	AVG
Alabama St.	11/10/2021		07:17	0-1	.000	0-1	.000	0-0	.000	0	0	0	0.0	1	0	0	0	0	0	0.0
Texas St.	11/14/2021		04:30	0-1	.000	0-1	.000	0-0	.000	0	0	0	0.0	0	0	1	0	0	0	0.0
VCU	11/17/2021		05:55	1-1	1.000	0-0	.000	0-0	.000	1	0	1	0.3	0	0	0	0	0	2	0.7
Winthrop	11/20/2021		07:39	0-3	.000	0-3	.000	0-0	.000	0	1	1	0.5	0	1	0	0	0	0	0.5
at Pittsburgh	11/24/2021		01:34	0-0	.000	0-0	.000	0-0	.000	0	0	0	0.4	0	0	0	0	0	0	0.4
Mississippi Val.	11/29/2021		11:37	1-3	.333	1-2	.500	0-0	.000	0	1	1	0.5	1	0	1	0	0	3	0.8
at SMU	12/04/2021		01:47	0-0	.000	0-0	.000	0-0	.000	0	0	0	0.4	0	0	0	0	0	0	0.7
Temple	12/07/2021		09:40	1-4	.250	0-2	.000	0-1	.000	0	0	0	0.4	1	0	0	0	0	2	0.9
Loyola Chicago	12/10/2021		04:29	0-0	.000	0-0	.000	0-0	.000	0	0	0	0.3	0	0	0	0	0	0	0.8
Austin Peay	12/18/2021	*	08:52	1-3	.333	1-3	.333	0-0	.000	1	0	1	0.4	0	0	1	1	0	3	1.0
at Hawaii	12/22/2021	*	06:51	0-3	.000	0-2	.000	0-0	.000	0	0	0	0.4	0	0	0	0	0	0	0.9
vs BYU	12/23/2021		03:11	0-1	.000	0-1	.000	0-0	.000	0	0	0	0.3	0	0	0	0	0	0	0.8
Kentucky	01/11/2022		11:39	0-1	.000	0-1	.000	0-0	.000	0	1	1	0.4	1	0	0	0	0	0	0.8
at Georgia	01/15/2022		12:29	0-4	.000	0-4	.000	0-0	.000	0	0	0	0.4	2	0	0	0	0	0	0.7
Tennessee	01/18/2022		03:42	0-0	.000	0-0	.000	0-0	.000	0	0	0	0.3	2	0	1	0	0	0	0.7
at Florida	01/22/2022		06:04	0-1	.000	0-1	.000	0-0	.000	0	0	0	0.3	0	0	0	0	0	0	0.6
at Tennessee	02/12/2022		03:54	0-0	.000	0-0	.000	1-2	.500	0	0	0	0.3	1	0	1	0	0	1	0.6
Texas A&M	02/19/2022		06:20	0-2	.000	0-2	.000	0-0	.000	0	1	1	0.3	0	1	0	0	0	0	0.6
Alabama	02/22/2022		03:21	0-0	.000	0-0	.000	0-0	.000	0	0	0	0.3	0	0	1	0	0	0	0.6
at Mississippi St.	02/26/2022		08:54	1-1	1.000	0-0	.000	0-0	.000	0	0	0	0.3	2	1	0	0	0	2	0.7
at Ole Miss	03/05/2022		04:28	0-1	.000	0-1	.000	0-0	.000	0	0	0	0.3	0	0	0	0	0	0	0.6
vs Georgia	03/09/2022		07:33	1-4	.250	0-3	.000	0-0	.000	0	0	0	0.3	0	1	1	0	0	2	0.7
Totals		**2**	**141:46**	**6-34**	**.176**	**2-27**	**.074**	**1-3**	**.333**	**2**	**4**	**6**	**0.3**	**11**	**4**	**7**	**1**	**0**	**15**	**0.7**

Player Averages

Games Played	Minutes/ game	Points/ game	FG Pct	3FG Pct	FT Pct	Rebounds/ game	Assists/ game	Turnovers/ game	Assist/Turnover ratio	Steals/ game	Blocks/ game
22	6.4	0.7	17.6	7.4	33.3	0.3	0.2	0.3	0.6	0.0	0.0

12



TREY THOMAS
Sophomore • G • 5-11 • 160
Durham, Ontario (Crestwood Prep)

				Field Goals		3-Point		F-Throws		Rebounds									Scoring	
SEASON	TEAM	GP-GS	MIN/AVG	FG-FGA	FG%	3FG-3FGA	3FG%	FT-FTA	FT%	OFF	DEF	TOT	AVG	PF-FO	A	TO	BLK	STL	PTS	AVG
2020-21	Vandy	25-3	456/18.2	49-135	.363	39-98	.398	13-18	.722	8	30	38	1.5	51-1	22	24	0	15	150	6.0
2021-22	Vandy	32-0	582/18.2	60-170	.353	45-134	.336	21-25	.840	5	34	39	1.2	33-0	29	33	1	14	186	5.8
TOTAL		**57-3**	**1038/18.2**	**109-305**	**.357**	**84-232**	**.362**	**34-43**	**.791**	**13**	**64**	**77**	**1.4**	**84-1**	**51**	**57**	**1**	**29**	**336**	**5.9**

Single Game Highs

Statistic	Value	
Points	17	vs Mississippi St. 01/09/21, vs Florida 03/01/22
Rebounds	5	vs Richmond 12/16/20, at Cincinnati 03/04/21
Assists	3	4 times
Steals	3	at LSU 03/02/21
Blocks	1	vs Winthrop 11/20/21
FG Made	6	vs Mississippi St. 01/09/21, vs Florida 03/01/22
FG Attempts	11	vs Mississippi St. 01/09/21, vs Tennessee 01/18/22
3FG Made	5	vs Mississippi St. 01/09/21, at Arkansas 01/04/22, vs Florida 03/01/22
3FG Attempts	9	vs Mississippi St. 01/09/21, vs Tennessee 01/18/22
FT Made	3	vs Alabama St. 11/10/21, vs Mississippi Val. 11/29/21, vs Alabama 02/22/22
FT Attempts	4	at LSU 03/02/21, vs Alabama St. 11/10/21, vs Mississippi Val. 11/29/21

				Total		3-Pointers		Free throws		Rebounds										
Opponent	Date	GS	MIN	FG-FGA	PCT	3FG-3FGA	PCT	FT-FTA	PCT	OFF	DEF	TOT	AVG	PF	A	TO	BLK	STL	PTS	AVG
Alabama St.	11/10/2021		15:42	0-7	.000	0-6	.000	3-4	.750	1	0	1	1.0	0	2	1	0	1	3	3.0
Texas St.	11/14/2021		14:11	1-2	.500	1-2	.500	2-2	1.000	1	1	2	1.5	0	1	2	0	0	5	4.0
VCU	11/17/2021		09:52	0-4	.000	0-4	.000	0-0	.000	0	0	0	1.0	1	0	0	0	0	0	2.7
Winthrop	11/20/2021		16:46	0-5	.000	0-3	.000	0-0	.000	0	2	2	1.3	0	3	1	1	0	0	2.0
at Pittsburgh	11/24/2021		16:12	4-8	.500	4-6	.667	2-2	1.000	1	2	3	1.6	0	1	0	0	0	14	4.4
Mississippi Val.	11/29/2021		21:14	2-4	.500	0-2	.000	3-4	.750	0	3	3	1.8	1	1	1	0	1	7	4.8
at SMU	12/04/2021		10:38	0-2	.000	0-2	.000	0-0	.000	0	0	0	1.6	1	2	2	0	0	0	4.1
Temple	12/07/2021		33:25	4-10	.400	1-7	.143	0-0	.000	0	0	0	1.4	4	0	1	0	2	9	4.8
Loyola Chicago	12/10/2021		14:33	2-7	.286	0-5	.000	1-1	1.000	0	1	1	1.3	1	1	0	0	0	5	4.8
Austin Peay	12/18/2021		19:34	4-8	.500	3-6	.500	0-0	.000	0	1	1	1.3	3	2	0	0	1	11	5.4
at Hawaii	12/22/2021		22:30	2-5	.400	2-4	.500	2-3	.667	0	0	0	1.2	1	0	0	0	0	8	5.6
vs BYU	12/23/2021		20:25	3-8	.375	2-5	.400	0-0	.000	0	3	3	1.3	1	1	1	0	2	8	5.8
at Arkansas	01/04/2022		24:45	5-9	.556	5-7	.714	0-0	.000	0	1	1	1.3	2	1	2	0	0	15	6.5
South Carolina	01/08/2022		17:52	0-4	.000	0-4	.000	0-0	.000	0	2	2	1.4	0	1	2	0	0	0	6.1
Kentucky	01/11/2022		25:19	5-10	.500	4-6	.667	0-0	.000	0	1	1	1.3	0	0	2	0	0	14	6.6
at Georgia	01/15/2022		19:05	1-6	.167	1-5	.200	0-0	.000	0	0	0	1.3	0	2	1	0	0	3	6.4
Tennessee	01/18/2022		29:31	4-11	.364	3-9	.333	1-2	.500	0	1	1	1.2	0	0	4	0	1	12	6.7
at Florida	01/22/2022		21:11	2-5	.400	1-4	.250	2-2	1.000	0	0	0	1.2	1	1	3	0	0	7	6.7
at South Carolina	01/26/2022		16:31	2-5	.400	2-5	.400	0-0	.000	0	1	1	1.2	2	0	0	0	1	6	6.7
Georgia	01/29/2022		12:36	1-2	.500	1-2	.500	0-0	.000	0	1	1	1.2	4	1	0	0	0	3	6.5
at Kentucky	02/02/2022		16:11	2-5	.400	1-4	.250	0-0	.000	0	1	1	1.1	1	0	0	0	0	5	6.4
LSU	02/05/2022		10:25	0-1	.000	0-1	.000	0-0	.000	0	1	1	1.1	0	0	0	0	0	0	6.1
Missouri	02/08/2022		09:35	1-2	.500	1-2	.500	0-0	.000	0	0	0	1.1	1	0	2	0	0	3	6.0
at Tennessee	02/12/2022		14:33	1-4	.250	1-4	.250	0-0	.000	0	1	1	1.1	0	1	1	0	0	3	5.9
at Auburn	02/16/2022		18:35	1-2	.500	1-2	.500	0-0	.000	0	0	0	1.0	1	0	0	0	1	3	5.8
Texas A&M	02/19/2022		12:42	1-2	.500	1-2	.500	0-0	.000	0	1	1	1.0	0	0	3	0	1	3	5.7
Alabama	02/22/2022		17:40	1-5	.200	1-4	.250	3-3	1.000	0	2	2	1.1	1	0	0	0	0	6	5.7
at Mississippi St.	02/26/2022		06:21	0-1	.000	0-1	.000	0-0	.000	0	1	1	1.1	0	0	1	0	0	0	5.5
Florida	03/01/2022		26:51	6-9	.667	5-7	.714	0-0	.000	0	3	3	1.1	3	2	2	0	0	17	5.9
at Ole Miss	03/05/2022		28:53	2-6	.333	2-4	.500	0-0	.000	1	1	2	1.2	1	1	0	0	1	6	5.9
vs Georgia	03/09/2022		19:31	2-7	.286	2-6	.333	0-0	.000	1	1	2	1.2	2	3	0	0	0	6	5.9
vs Alabama	03/10/2022		18:57	1-4	.250	0-3	.000	2-2	1.000	0	2	2	1.2	1	2	1	0	2	4	5.8
Totals		**0**	**582:04**	**60-170**	**.353**	**45-134**	**.336**	**21-25**	**.840**	**5**	**34**	**39**	**1.2**	**33**	**29**	**33**	**1**	**14**	**186**	**5.8**

Player Averages

Games Played	Minutes/ game	Points/ game	FG Pct	3FG Pct	FT Pct	Rebounds/ game	Assists/ game	Turnovers/ game	Assist/Turnover ratio	Steals/ game	Blocks/ game
32	18.2	5.8	35.3	33.6	84.0	1.2	0.9	1.0	0.9	0.4	0.0

15

TERREN FRANK
Sophomore • F • 6-8 • 240
Los Angeles, Calif. (TCU)

				Field Goals		3-Point		F-Throws		Rebounds									Scoring	
SEASON	TEAM	GP-GS	MIN/AVG	FG-FGA	FG%	3FG-3FGA	3FG%	FT-FTA	FT%	OFF	DEF	TOT	AVG	PF-FO	A	TO	BLK	STL	PTS	AVG
2020-21	TCU	14-0	120/8.6	11-27	.407	5-13	.385	0-1	.000	3	9	12	0.9	9-0	5	4	2	1	27	1.9
2021-22	Vandy	29-0	306/10.5	24-68	.353	5-26	.192	8-13	.615	17	32	49	1.7	34-0	6	18	5	7	61	2.1
TOTAL FOR Vandy		**29-0**	**306/10.5**	**24-68**	**.353**	**5-26**	**.192**	**8-13**	**.615**	**17**	**32**	**49**	**1.7**	**34-0**	**6**	**18**	**5**	**7**	**61**	**2.1**
TOTAL		**43-0**	**426/9.9**	**35-95**	**.368**	**10-39**	**.256**	**8-14**	**.571**	**20**	**41**	**61**	**1.4**	**43-0**	**11**	**22**	**7**	**8**	**88**	**2.0**

Single Game Highs

Statistic	Value	
Points	8	vs Iowa St. 02/09/21, at Texas 02/13/21
Rebounds	6	vs Temple 12/07/21
Assists	2	at Hawaii 12/22/21
Steals	3	vs Temple 12/07/21
Blocks	2	vs Mississippi Val. 11/29/21
FG Made	3	vs Iowa St. 02/09/21, at Texas 02/13/21
FG Attempts	7	vs Iowa St. 02/09/21, vs West Virginia 02/23/21
3FG Made	2	vs Iowa St. 02/09/21, at Texas 02/13/21
3FG Attempts	5	vs VCU 11/17/21
FT Made	3	vs Temple 12/07/21
FT Attempts	4	vs Temple 12/07/21

				Total		3-Pointers		Free throws		Rebounds										
Opponent	Date	GS	MIN	FG-FGA	PCT	3FG-3FGA	PCT	FT-FTA	PCT	OFF	DEF	TOT	AVG	PF	A	TO	BLK	STL	PTS	AVG
Alabama St.	11/10/2021		20:52	2-6	.333	0-1	.000	1-2	.500	3	2	5	5.0	1	0	0	0	0	5	5.0
Texas St.	11/14/2021		12:26	1-1	1.000	1-1	1.000	0-0	.000	0	5	5	5.0	2	0	0	0	0	3	4.0
VCU	11/17/2021		15:42	1-5	.200	1-5	.200	0-0	.000	1	0	1	3.7	0	1	0	0	1	3	3.7
Winthrop	11/20/2021		06:09	0-2	.000	0-0	.000	0-0	.000	0	1	1	3.0	0	0	1	0	0	0	2.8
at Pittsburgh	11/24/2021		17:43	2-3	.667	1-1	1.000	0-0	.000	0	0	0	2.4	3	0	1	0	0	5	3.2
Mississippi Val.	11/29/2021		20:05	2-6	.333	0-2	.000	0-3	.000	1	4	5	2.8	2	0	1	2	0	4	3.3
at SMU	12/04/2021		14:31	1-4	.250	0-2	.000	2-2	1.000	0	0	0	2.4	1	0	1	0	1	4	3.4
Temple	12/07/2021		31:55	1-6	.167	0-2	.000	3-4	.750	2	4	6	2.9	3	0	0	0	3	5	3.6
Loyola Chicago	12/10/2021		02:58	0-0	.000	0-0	.000	0-0	.000	0	0	0	2.6	1	0	0	0	0	0	3.2
Austin Peay	12/18/2021		15:29	1-3	.333	0-1	.000	2-2	1.000	1	1	2	2.5	3	1	1	0	0	4	3.3
at Hawaii	12/22/2021		16:04	2-4	.500	0-1	.000	0-0	.000	1	4	5	2.7	2	2	2	1	1	4	3.4
vs BYU	12/23/2021		08:53	0-1	.000	0-0	.000	0-0	.000	0	2	2	2.7	1	0	1	0	0	0	3.1
at Arkansas	01/04/2022		16:10	1-2	.500	0-1	.000	0-0	.000	0	2	2	2.6	2	0	2	0	0	2	3.0
South Carolina	01/08/2022		02:49	0-0	.000	0-0	.000	0-0	.000	0	0	0	2.4	1	0	0	0	0	0	2.8
Kentucky	01/11/2022		03:47	0-1	.000	0-1	.000	0-0	.000	0	0	0	2.3	1	0	0	0	0	0	2.6
at Georgia	01/15/2022		03:12	0-0	.000	0-0	.000	0-0	.000	1	0	1	2.2	0	0	0	0	0	0	2.4
Tennessee	01/18/2022		05:19	0-1	.000	0-1	.000	0-0	.000	0	1	1	2.1	1	0	0	0	0	0	2.3
at South Carolina	01/26/2022		02:03	0-0	.000	0-0	.000	0-0	.000	0	0	0	2.0	1	0	0	0	0	0	2.2
Georgia	01/29/2022		06:13	1-2	.500	0-0	.000	0-0	.000	1	0	1	1.9	0	0	1	1	0	2	2.2
LSU	02/05/2022		02:06	0-1	.000	0-0	.000	0-0	.000	0	0	0	1.9	1	0	1	1	0	0	2.1
Missouri	02/08/2022		06:28	1-1	1.000	0-0	.000	0-0	.000	0	0	0	1.8	0	0	0	0	0	2	2.0
at Tennessee	02/12/2022		13:24	1-2	.500	0-1	.000	0-0	.000	0	2	2	1.8	2	0	2	0	1	2	2.0
at Auburn	02/16/2022		09:59	0-1	.000	0-0	.000	0-0	.000	0	1	1	1.7	2	0	2	0	0	0	2.0
Texas A&M	02/19/2022		05:55	1-4	.250	0-2	.000	0-0	.000	1	0	1	1.7	0	0	0	0	0	2	2.0
Alabama	02/22/2022		09:59	1-3	.333	0-0	.000	0-0	.000	2	1	3	1.8	1	1	0	0	0	2	2.0
at Mississippi St.	02/26/2022		13:01	2-2	1.000	1-1	1.000	0-0	.000	1	0	1	1.7	2	0	1	0	0	5	2.1
Florida	03/01/2022		07:29	1-2	.500	0-0	.000	0-0	.000	0	1	1	1.7	0	1	1	0	0	2	2.1
at Ole Miss	03/05/2022		03:39	0-2	.000	0-1	.000	0-0	.000	0	0	0	1.6	0	0	0	0	0	0	2.0
vs Georgia	03/09/2022		11:34	2-3	.667	1-2	.500	0-0	.000	2	1	3	1.7	1	0	0	0	0	5	2.1
Totals		**0**	**305:54**	**24-68**	**.353**	**5-26**	**.192**	**8-13**	**.615**	**17**	**32**	**49**	**1.7**	**34**	**6**	**18**	**5**	**7**	**61**	**2.1**

Player Averages

Games Played	Minutes/ game	Points/ game	FG Pct	3FG Pct	FT Pct	Rebounds/ game	Assists/ game	Turnovers/ game	Assist/Turnover ratio	Steals/ game	Blocks/ game
29	10.5	2.1	35.3	19.2	61.5	1.7	0.2	0.6	0.3	0.2	0.2

20

MAX ADELMAN
Sophomore • G • 6-5 • 205
Memphis, Tenn. (The Hun School)
AY-dul-min

				Field Goals		3-Point		F-Throws		Rebounds									Scoring	
SEASON	TEAM	GP-GS	MIN/AVG	FG-FGA	FG%	3FG-3FGA	3FG%	FT-FTA	FT%	OFF	DEF	TOT	AVG	PF-FO	A	TO	BLK	STL	PTS	AVG
2020-21	Vandy	4-0	4/0.9	0-0	.000	0-0	.000	0-0	.000	0	0	0	0.0	0-0	0	0	0	1	0	0.0
2021-22	Vandy	4-0	9/2.4	0-2	.000	0-1	.000	0-0	.000	0	2	2	0.5	0-0	2	0	0	0	0	0.0
TOTAL		**8-0**	**13/1.6**	**0-2**	**.000**	**0-1**	**.000**	**0-0**	**.000**	**0**	**2**	**2**	**0.3**	**0-0**	**2**	**0**	**0**	**1**	**0**	**0.0**

Single Game Highs

Statistic	Value	
Rebounds	1	vs Austin Peay 12/18/21, vs Georgia 03/09/22
Assists	1	vs Mississippi Val. 11/29/21, vs Georgia 03/09/22
Steals	1	at Ole Miss 03/06/21
FG Attempts	1	vs Alabama St. 11/10/21, vs Georgia 03/09/22
3FG Attempts	1	vs Georgia 03/09/22

				Total		3-Pointers		Free throws		Rebounds										
Opponent	Date	GS	MIN	FG-FGA	PCT	3FG-3FGA	PCT	FT-FTA	PCT	OFF	DEF	TOT	AVG	PF	A	TO	BLK	STL	PTS	AVG
Alabama St.	11/10/2021		02:46	0-1	.000	0-0	.000	0-0	.000	0	0	0	0.0	0	0	0	0	0	0	0.0
Mississippi Val.	11/29/2021		01:09	0-0	.000	0-0	.000	0-0	.000	0	0	0	0.0	0	1	0	0	0	0	0.0
Austin Peay	12/18/2021		01:34	0-0	.000	0-0	.000	0-0	.000	0	1	1	0.3	0	0	0	0	0	0	0.0
vs Georgia	03/09/2022		03:55	0-1	.000	0-1	.000	0-0	.000	0	1	1	0.5	0	1	0	0	0	0	0.0
Totals		**0**	**09:24**	**0-2**	**.000**	**0-1**	**.000**	**0-0**	**.000**	**0**	**2**	**2**	**0.5**	**0**	**2**	**0**	**0**	**0**	**0**	**0.0**

Player Averages

Games Played	Minutes/ game	Points/ game	FG Pct	3FG Pct	FT Pct	Rebounds/ game	Assists/ game	Turnovers/ game	Assist/Turnover ratio	Steals/ game	Blocks/ game
4	2.4	0.0	0.0	0.0	0.0	0.5	0.5	0.0	2.0	0.0	0.0

22

GRAHAM CALTON
Freshman • G • 6-5 • 200
Charlotte, N.C. (Charlotte Latin School)
CALL-tin

				Field Goals		3-Point		F-Throws		Rebounds									Scoring	
SEASON	TEAM	GP-GS	MIN/AVG	FG-FGA	FG%	3FG-3FGA	3FG%	FT-FTA	FT%	OFF	DEF	TOT	AVG	PF-FO	A	TO	BLK	STL	PTS	AVG
2021-22	Vandy	4-0	12/3.0	1-3	.333	1-3	.333	0-0	.000	0	1	1	0.3	1-0	0	0	0	1	3	0.8
TOTAL		**4-0**	**12/3.0**	**1-3**	**.333**	**1-3**	**.333**	**0-0**	**.000**	**0**	**1**	**1**	**0.3**	**1-0**	**0**	**0**	**0**	**1**	**3**	**0.8**

Single Game Highs

Statistic	Value	
Points	3	vs Georgia 03/09/22
Rebounds	1	vs Mississippi Val. 11/29/21
Steals	1	vs Mississippi Val. 11/29/21
FG Made	1	vs Georgia 03/09/22
FG Attempts	1	vs Alabama St. 11/10/21, vs Mississippi Val. 11/29/21, vs Georgia 03/09/22
3FG Made	1	vs Georgia 03/09/22
3FG Attempts	1	vs Alabama St. 11/10/21, vs Mississippi Val. 11/29/21, vs Georgia 03/09/22

				Total		3-Pointers		Free throws		Rebounds										
Opponent	Date	GS	MIN	FG-FGA	PCT	3FG-3FGA	PCT	FT-FTA	PCT	OFF	DEF	TOT	AVG	PF	A	TO	BLK	STL	PTS	AVG
Alabama St.	11/10/2021		04:21	0-1	.000	0-1	.000	0-0	.000	0	0	0	0.0	1	0	0	0	0	0	0.0
Mississippi Val.	11/29/2021		03:46	0-1	.000	0-1	.000	0-0	.000	0	1	1	0.5	0	0	0	0	1	0	0.0
Austin Peay	12/18/2021		01:34	0-0	.000	0-0	.000	0-0	.000	0	0	0	0.3	0	0	0	0	0	0	0.0
vs Georgia	03/09/2022		02:14	1-1	1.000	1-1	1.000	0-0	.000	0	0	0	0.3	0	0	0	0	0	3	0.8
Totals		**0**	**11:55**	**1-3**	**.333**	**1-3**	**.333**	**0-0**	**.000**	**0**	**1**	**1**	**0.3**	**1**	**0**	**0**	**0**	**1**	**3**	**0.8**

Player Averages

Games Played	Minutes/ game	Points/ game	FG Pct	3FG Pct	FT Pct	Rebounds/ game	Assists/ game	Turnovers/ game	Assist/Turnover ratio	Steals/ game	Blocks/ game
4	3.0	0.8	33.3	33.3	0.0	0.3	0.0	0.0	0.0	0.3	0.0

21

LIAM ROBBINS
Graduate • C • 7-0 • 250
Davenport, Iowa (U of Minnesota)

				Field Goals		3-Point		F-Throws		Rebounds									Scoring	
SEASON	TEAM	GP-GS	MIN/AVG	FG-FGA	FG%	3FG-3FGA	3FG%	FT-FTA	FT%	OFF	DEF	TOT	AVG	PF-FO	A	TO	BLK	STL	PTS	AVG
2018-19	DRA	31-2	350/11.3	50-113	.442	3-13	.231	25-42	.595	39	44	83	2.7	79-2	16	22	35	10	128	4.1
2019-20	DRA	34-34	920/27.1	189-379	.499	10-41	.244	93-134	.694	67	174	241	7.1	101-5	28	57	99	20	481	14.1
2020-21	MINN	23-23	565/24.6	89-202	.441	17-52	.327	75-108	.694	55	97	152	6.6	83-5	25	38	62	15	270	11.7
2021-22	Vandy	13-8	230/17.7	31-73	.425	8-27	.296	19-30	.633	8	40	48	3.7	31-2	7	17	27	6	89	6.8
TOTAL FOR Vandy		**13-8**	**230/17.7**	**31-73**	**.425**	**8-27**	**.296**	**19-30**	**.633**	**8**	**40**	**48**	**3.7**	**31-2**	**7**	**17**	**27**	**6**	**89**	**6.8**
TOTAL		**101-67**	**2066/20.5**	**359-767**	**.468**	**38-133**	**.286**	**212-314**	**.675**	**169**	**355**	**524**	**5.2**	**294-14**	**76**	**134**	**223**	**51**	**968**	**9.6**

Single Game Highs

Statistic	Value	
Points	29	vs Bradley 02/05/20
Rebounds	14	vs Ohio St. 01/03/21
Assists	4	vs McKendree 12/29/18, vs Ohio St. 01/03/21, vs Illinois 02/20/21
Steals	3	at Rutgers 02/04/21
Blocks	7	vs Loyola Chicago 01/07/20
FG Made	10	at Bradley 12/31/19
FG Attempts	18	vs Bradley 03/07/20
3FG Made	3	at Dayton 12/14/19, vs Michigan 01/16/21
3FG Attempts	7	at Purdue 01/30/21
FT Made	13	vs Valparaiso 02/19/20
FT Attempts	18	vs Valparaiso 02/19/20

				Total		3-Pointers		Free throws		Rebounds										
Opponent	Date	GS	MIN	FG-FGA	PCT	3FG-3FGA	PCT	FT-FTA	PCT	OFF	DEF	TOT	AVG	PF	A	TO	BLK	STL	PTS	AVG
at Kentucky	02/02/2022		13:26	0-3	.000	0-0	.000	0-0	.000	1	1	2	2.0	4	1	3	1	1	0	0.0
Missouri	02/08/2022		10:52	0-2	.000	0-0	.000	1-2	.500	0	0	0	1.0	2	1	0	4	1	1	0.5
at Tennessee	02/12/2022		11:47	0-2	.000	0-1	.000	0-0	.000	0	4	4	2.0	1	0	0	0	1	0	0.3
at Auburn	02/16/2022	*	23:41	3-7	.429	1-3	.333	1-3	.333	0	3	3	2.3	2	0	0	1	0	8	2.3
Texas A&M	02/19/2022	*	25:39	4-5	.800	0-1	.000	6-9	.667	2	7	9	3.6	4	1	3	4	0	14	4.6
Alabama	02/22/2022	*	25:17	5-10	.500	2-5	.400	4-6	.667	0	2	2	3.3	1	0	0	3	0	16	6.5
at Mississippi St.	02/26/2022	*	15:28	1-5	.200	1-4	.250	0-1	.000	1	6	7	3.9	5	2	2	1	1	3	6.0
Florida	03/01/2022		12:19	3-3	1.000	1-1	1.000	1-1	1.000	0	0	0	3.4	3	0	1	2	0	8	6.3
at Ole Miss	03/05/2022		25:40	5-10	.500	1-3	.333	1-2	.500	0	6	6	3.7	1	0	0	1	0	12	6.9
vs Georgia	03/09/2022	*	13:26	2-6	.333	0-1	.000	0-0	.000	0	3	3	3.6	1	1	3	2	0	4	6.6
vs Alabama	03/10/2022	*	09:31	0-3	.000	0-2	.000	0-0	.000	0	2	2	3.5	5	0	3	1	0	0	6.0
vs Kentucky	03/11/2022	*	23:06	4-8	.500	1-4	.250	0-0	.000	2	2	4	3.5	1	1	1	4	1	9	6.3
Belmont	03/15/2022	*	20:05	4-9	.444	1-2	.500	5-6	.833	2	4	6	3.7	1	0	1	3	1	14	6.8
Totals		**8**	**230:18**	**31-73**	**.425**	**8-27**	**.296**	**19-30**	**.633**	**8**	**40**	**48**	**3.7**	**31**	**7**	**17**	**27**	**6**	**89**	**6.8**

Player Averages

Games Played	Minutes/ game	Points/ game	FG Pct	3FG Pct	FT Pct	Rebounds/ game	Assists/ game	Turnovers/ game	Assist/Turnover ratio	Steals/ game	Blocks/ game
13	17.7	6.8	42.5	29.6	63.3	3.7	0.5	1.3	0.4	0.5	2.1

23



JAMAINE MANN
Sophomore • G/F • 6-6 • 230
Hampton, Ga. (Gardner-Webb U)
juh-MAIN

				Field Goals		3-Point		F-Throws		Rebounds									Scoring	
SEASON	TEAM	GP-GS	MIN/AVG	FG-FGA	FG%	3FG-3FGA	3FG%	FT-FTA	FT%	OFF	DEF	TOT	AVG	PF-FO	A	TO	BLK	STL	PTS	AVG
2020-21	GW	26-10	541/20.8	63-122	.516	4-13	.308	46-83	.554	53	84	137	5.3	67-3	19	28	12	9	176	6.8
2021-22	Vandy	25-1	379/15.1	39-83	.470	2-15	.133	39-67	.582	36	55	91	3.6	43-0	7	12	12	18	119	4.8
TOTAL FOR Vandy		**25-1**	**379/15.1**	**39-83**	**.470**	**2-15**	**.133**	**39-67**	**.582**	**36**	**55**	**91**	**3.6**	**43-0**	**7**	**12**	**12**	**18**	**119**	**4.8**
TOTAL		**51-11**	**920/18.0**	**102-205**	**.498**	**6-28**	**.214**	**85-150**	**.567**	**89**	**139**	**228**	**4.5**	**110-3**	**26**	**40**	**24**	**27**	**295**	**5.8**

Single Game Highs

Statistic	Value	
Points	18	vs UNC Asheville 01/20/21
Rebounds	12	vs Presbyterian 02/04/21
Assists	3	at Radford 02/18/21, vs Campbell 01/05/21
Steals	3	at Auburn 02/16/22
Blocks	4	at Radford 02/17/21
FG Made	8	vs UNC Asheville 01/20/21
FG Attempts	11	vs UNC Asheville 01/20/21
3FG Made	1	6 times
3FG Attempts	2	4 times
FT Made	8	vs Presbyterian 02/04/21
FT Attempts	10	vs Presbyterian 02/04/21

				Total		3-Pointers		Free throws		Rebounds										
Opponent	Date	GS	MIN	FG-FGA	PCT	3FG-3FGA	PCT	FT-FTA	PCT	OFF	DEF	TOT	AVG	PF	A	TO	BLK	STL	PTS	AVG
Alabama St.	11/10/2021		17:35	4-5	.800	0-0	.000	7-9	.778	6	4	10	10.0	3	1	0	1	2	15	15.0
Texas St.	11/14/2021		09:47	0-2	.000	0-0	.000	2-2	1.000	1	4	5	7.5	4	0	1	0	0	2	8.5
VCU	11/17/2021		13:48	1-5	.200	0-1	.000	1-3	.333	3	1	4	6.3	2	0	0	0	1	3	6.7
Winthrop	11/20/2021		17:06	1-2	.500	0-1	.000	2-3	.667	2	3	5	6.0	2	0	0	0	0	4	6.0
at Pittsburgh	11/24/2021		19:22	2-2	1.000	0-0	.000	0-0	.000	2	2	4	5.6	2	0	1	0	1	4	5.6
Mississippi Val.	11/29/2021		15:47	2-3	.667	0-0	.000	0-0	.000	1	5	6	5.7	1	0	0	1	0	4	5.3
at SMU	12/04/2021		12:29	1-3	.333	0-1	.000	0-0	.000	0	2	2	5.1	1	0	0	1	0	2	4.9
Temple	12/07/2021		29:23	6-9	.667	0-1	.000	3-6	.500	3	3	6	5.3	2	0	1	1	1	15	6.1
Loyola Chicago	12/10/2021		22:20	2-2	1.000	0-0	.000	3-5	.600	1	3	4	5.1	1	0	0	0	0	7	6.2
Austin Peay	12/18/2021	*	22:38	3-4	.750	0-1	.000	1-2	.500	0	2	2	4.8	0	0	0	1	1	7	6.3
South Carolina	01/08/2022		17:19	2-5	.400	0-0	.000	5-9	.556	4	2	6	4.9	2	0	2	1	2	9	6.5
Kentucky	01/11/2022		16:37	1-4	.250	0-1	.000	0-0	.000	1	0	1	4.6	2	0	0	2	1	2	6.2
at Georgia	01/15/2022		18:51	3-4	.750	0-1	.000	0-1	.000	0	3	3	4.5	2	0	0	1	2	6	6.2
Tennessee	01/18/2022		27:39	1-4	.250	0-0	.000	0-2	.000	0	7	7	4.6	4	2	2	1	0	2	5.9
at Florida	01/22/2022		20:10	1-4	.250	0-1	.000	2-4	.500	3	2	5	4.7	2	0	0	0	1	4	5.7
at South Carolina	01/26/2022		14:59	0-2	.000	0-0	.000	1-2	.500	1	3	4	4.6	0	1	1	0	0	1	5.4
Georgia	01/29/2022		12:08	2-5	.400	1-1	1.000	1-2	.500	1	2	3	4.5	1	1	1	1	0	6	5.5
at Kentucky	02/02/2022		16:23	3-5	.600	1-2	.500	1-2	.500	0	1	1	4.3	1	0	0	0	2	8	5.6
LSU	02/05/2022		09:52	1-1	1.000	0-0	.000	2-4	.500	1	0	1	4.2	2	0	1	0	1	4	5.5
at Tennessee	02/12/2022		02:39	0-0	.000	0-0	.000	1-2	.500	0	0	0	4.0	0	0	0	0	0	1	5.3
at Auburn	02/16/2022		12:29	2-4	.500	0-1	.000	6-6	1.000	1	1	2	3.9	3	0	2	1	3	10	5.5
vs Georgia	03/09/2022		08:22	0-2	.000	0-1	.000	0-1	.000	1	3	4	3.9	4	1	0	0	0	0	5.3
vs Alabama	03/10/2022		03:47	0-0	.000	0-0	.000	1-2	.500	1	0	1	3.7	0	0	0	0	0	1	5.1
vs Kentucky	03/11/2022		04:56	0-0	.000	0-0	.000	0-0	.000	1	0	1	3.6	1	1	0	0	0	0	4.9
Belmont	03/15/2022		12:18	1-6	.167	0-2	.000	0-0	.000	2	2	4	3.6	1	0	0	0	0	2	4.8
Totals		**1**	**378:44**	**39-83**	**.470**	**2-15**	**.133**	**39-67**	**.582**	**36**	**55**	**91**	**3.6**	**43**	**7**	**12**	**12**	**18**	**119**	**4.8**

Player Averages

Games Played	Minutes/ game	Points/ game	FG Pct	3FG Pct	FT Pct	Rebounds/ game	Assists/ game	Turnovers/ game	Assist/Turnover ratio	Steals/ game	Blocks/ game
25	15.1	4.8	47.0	13.3	58.2	3.6	0.3	0.5	0.6	0.7	0.5

33

DREW WEIKERT
Senior • G • 6-0 • 170
Nashville, Tenn. (Centre College)
WHY-kert

				Field Goals		3-Point		F-Throws		Rebounds									Scoring	
SEASON	TEAM	GP-GS	MIN/AVG	FG-FGA	FG%	3FG-3FGA	3FG%	FT-FTA	FT%	OFF	DEF	TOT	AVG	PF-FO	A	TO	BLK	STL	PTS	AVG
2019-20	Vandy	4-0	10/2.5	2-3	.667	0-1	.000	0-0	.000	0	0	0	0.0	4-0	0	0	0	2	4	1.0
2020-21	Vandy	2-0	12/6.2	1-3	.333	0-2	.000	0-0	.000	1	2	3	1.5	1-0	2	1	0	0	2	1.0
2021-22	Vandy	15-5	135/9.0	11-23	.478	7-18	.389	4-4	1.000	0	9	9	0.6	10-0	7	4	0	9	33	2.2
TOTAL		**21-5**	**157/7.5**	**14-29**	**.483**	**7-21**	**.333**	**4-4**	**1.000**	**1**	**11**	**12**	**0.6**	**15-0**	**9**	**5**	**0**	**11**	**39**	**1.9**

Single Game Highs

Statistic	Value	
Points	7	at Mississippi St. 02/26/22
Rebounds	2	vs Mississippi Val. 12/13/20, at Florida 01/22/22, at South Carolina 01/26/22
Assists	2	vs Georgia 03/09/22
Steals	2	vs Tennessee 01/18/22, at Auburn 02/16/22, at Mississippi St. 02/26/22
FG Made	3	at Mississippi St. 02/26/22
FG Attempts	4	vs Texas A&M 02/19/22, at Mississippi St. 02/26/22
3FG Made	1	7 times
3FG Attempts	3	at South Carolina 01/26/22
FT Made	2	vs Alabama St. 11/10/21, vs Alabama 02/22/22
FT Attempts	2	vs Alabama St. 11/10/21, vs Alabama 02/22/22

				Total		3-Pointers		Free throws		Rebounds										
Opponent	Date	GS	MIN	FG-FGA	PCT	3FG-3FGA	PCT	FT-FTA	PCT	OFF	DEF	TOT	AVG	PF	A	TO	BLK	STL	PTS	AVG
Alabama St.	11/10/2021		06:53	1-1	1.000	1-1	1.000	2-2	1.000	0	0	0	0.0	0	0	0	0	0	5	5.0
Winthrop	11/20/2021		02:56	0-1	.000	0-1	.000	0-0	.000	0	0	0	0.0	0	0	0	0	1	0	2.5
Mississippi Val.	11/29/2021		07:18	1-2	.500	1-2	.500	0-0	.000	0	0	0	0.0	0	1	0	0	0	3	2.7
Austin Peay	12/18/2021		03:59	0-0	.000	0-0	.000	0-0	.000	0	0	0	0.0	0	1	0	0	0	0	2.0
Tennessee	01/18/2022	*	11:16	0-1	.000	0-1	.000	0-0	.000	0	1	1	0.2	1	0	1	0	2	0	1.6
at Florida	01/22/2022	*	17:43	1-2	.500	0-1	.000	0-0	.000	0	2	2	0.5	1	0	0	0	1	2	1.7
at South Carolina	01/26/2022	*	15:08	1-3	.333	1-3	.333	0-0	.000	0	2	2	0.7	0	1	0	0	0	3	1.9
Georgia	01/29/2022		08:54	0-0	.000	0-0	.000	0-0	.000	0	1	1	0.8	0	0	0	0	0	0	1.6
at Auburn	02/16/2022		13:09	0-1	.000	0-1	.000	0-0	.000	0	0	0	0.7	1	0	0	0	2	0	1.4
Texas A&M	02/19/2022	*	14:12	2-4	.500	1-2	.500	0-0	.000	0	1	1	0.7	3	1	1	0	0	5	1.8
Alabama	02/22/2022		05:11	1-1	1.000	1-1	1.000	2-2	1.000	0	0	0	0.6	2	0	0	0	0	5	2.1
at Mississippi St.	02/26/2022		13:14	3-4	.750	1-2	.500	0-0	.000	0	1	1	0.7	0	1	1	0	2	7	2.5
Florida	03/01/2022	*	05:09	0-0	.000	0-0	.000	0-0	.000	0	0	0	0.6	0	0	0	0	0	0	2.3
vs Georgia	03/09/2022		06:39	1-2	.500	1-2	.500	0-0	.000	0	0	0	0.6	1	2	0	0	1	3	2.4
Belmont	03/15/2022		03:15	0-1	.000	0-1	.000	0-0	.000	0	1	1	0.6	1	0	1	0	0	0	2.2
Totals		**5**	**134:56**	**11-23**	**.478**	**7-18**	**.389**	**4-4**	**1.000**	**0**	**9**	**9**	**0.6**	**10**	**7**	**4**	**0**	**9**	**33**	**2.2**

Player Averages

Games Played	Minutes/ game	Points/ game	FG Pct	3FG Pct	FT Pct	Rebounds/ game	Assists/ game	Turnovers/ game	Assist/Turnover ratio	Steals/ game	Blocks/ game
15	9.0	2.2	47.8	38.9	100.0	0.6	0.5	0.3	1.8	0.6	0.0

42

QUENTIN MILLORA-BROWN
Senior • F • 6-10 • 235
Lorton, Va. (Rice U)
mil-LORE-uh

				Field Goals		3-Point		F-Throws		Rebounds									Scoring	
SEASON	TEAM	GP-GS	MIN/AVG	FG-FGA	FG%	3FG-3FGA	3FG%	FT-FTA	FT%	OFF	DEF	TOT	AVG	PF-FO	A	TO	BLK	STL	PTS	AVG
2018-19	Rice	32-28	746/23.3	101-169	.598	0-0	.000	27-60	.450	69	119	188	5.9	75-1	39	35	37	9	229	7.2
2020-21	Vandy	19-8	255/13.4	26-37	.703	0-0	.000	6-17	.353	29	31	60	3.2	30-0	12	12	5	3	58	3.1
2021-22	Vandy	34-30	833/24.5	70-109	.642	0-0	.000	43-88	.489	86	109	195	5.7	84-2	42	33	36	16	183	5.4
TOTAL FOR Vandy		**53-38**	**1088/20.5**	**96-146**	**.658**	**0-0**	**.000**	**49-105**	**.467**	**115**	**140**	**255**	**4.8**	**114-2**	**54**	**45**	**41**	**19**	**241**	**4.5**
TOTAL		**85-66**	**1834/21.6**	**197-315**	**.625**	**0-0**	**.000**	**76-165**	**.461**	**184**	**259**	**443**	**5.2**	**189-3**	**93**	**80**	**78**	**28**	**470**	**5.5**

Single Game Highs

Statistic	Value	
Points	21	vs Northwestern St. 11/17/18
Rebounds	16	at FIU 02/14/19
Assists	5	vs Alabama St. 11/10/21
Steals	2	vs Omaha 12/21/18, at Arkansas 01/04/22, at South Carolina 01/26/22
Blocks	3	8 times
FG Made	10	vs Northwestern St. 11/17/18
FG Attempts	13	vs Western Ky. 02/07/19
FT Made	6	at UTRGV 12/18/18, vs Missouri 02/08/22
FT Attempts	10	vs Missouri 02/08/22

				Total		3-Pointers		Free throws		Rebounds										
Opponent	Date	GS	MIN	FG-FGA	PCT	3FG-3FGA	PCT	FT-FTA	PCT	OFF	DEF	TOT	AVG	PF	A	TO	BLK	STL	PTS	AVG
Alabama St.	11/10/2021	*	19:39	1-1	1.000	0-0	.000	0-0	.000	2	1	3	3.0	1	5	1	1	0	2	2.0
Texas St.	11/14/2021	*	21:16	1-4	.250	0-0	.000	1-2	.500	3	3	6	4.5	2	3	0	0	0	3	2.5
VCU	11/17/2021	*	21:35	0-2	.000	0-0	.000	1-2	.500	2	2	4	4.3	1	0	2	2	1	1	2.0
Winthrop	11/20/2021	*	19:58	4-4	1.000	0-0	.000	0-2	.000	3	3	6	4.8	2	0	2	1	0	8	3.5
at Pittsburgh	11/24/2021	*	24:18	3-4	.750	0-0	.000	2-2	1.000	1	2	3	4.4	2	2	1	2	0	8	4.4
Mississippi Val.	11/29/2021	*	20:19	1-2	.500	0-0	.000	2-2	1.000	1	0	1	3.8	2	1	1	0	1	4	4.3
at SMU	12/04/2021	*	24:55	4-6	.667	0-0	.000	0-2	.000	4	4	8	4.4	3	4	0	2	0	8	4.9
Temple	12/07/2021	*	13:05	0-2	.000	0-0	.000	2-2	1.000	1	1	2	4.1	3	0	0	0	0	2	4.5
Loyola Chicago	12/10/2021	*	28:34	1-1	1.000	0-0	.000	0-0	.000	2	3	5	4.2	0	1	1	0	1	2	4.2
Austin Peay	12/18/2021	*	20:32	6-7	.857	0-0	.000	1-2	.500	6	8	14	5.2	3	1	1	1	1	13	5.1
at Hawaii	12/22/2021	*	26:39	4-6	.667	0-0	.000	1-2	.500	4	5	9	5.5	4	0	0	0	0	9	5.5
vs BYU	12/23/2021	*	31:07	1-5	.200	0-0	.000	2-3	.667	5	5	10	5.9	1	3	0	2	1	4	5.3
at Arkansas	01/04/2022	*	25:07	0-0	.000	0-0	.000	0-0	.000	1	5	6	5.9	2	1	0	0	2	0	4.9
South Carolina	01/08/2022	*	21:51	2-4	.500	0-0	.000	3-5	.600	2	2	4	5.8	5	2	0	3	1	7	5.1
Kentucky	01/11/2022	*	28:33	3-3	1.000	0-0	.000	0-0	.000	2	5	7	5.9	3	2	0	3	1	6	5.1
at Georgia	01/15/2022	*	19:52	5-5	1.000	0-0	.000	1-4	.250	3	3	6	5.9	2	0	0	3	0	11	5.5
Tennessee	01/18/2022	*	33:54	2-3	.667	0-0	.000	0-1	.000	2	4	6	5.9	4	0	2	2	0	4	5.4
at Florida	01/22/2022	*	26:40	3-5	.600	0-0	.000	0-4	.000	3	5	8	6.0	1	1	3	1	0	6	5.4
at South Carolina	01/26/2022	*	29:45	2-4	.500	0-0	.000	2-6	.333	0	3	3	5.8	4	1	1	2	2	6	5.5
Georgia	01/29/2022	*	23:53	3-4	.750	0-0	.000	2-5	.400	1	1	2	5.7	4	1	0	1	1	8	5.6
at Kentucky	02/02/2022	*	22:49	2-3	.667	0-0	.000	3-7	.429	1	6	7	5.7	5	0	1	0	0	7	5.7
LSU	02/05/2022	*	30:39	2-4	.500	0-0	.000	3-5	.600	2	2	4	5.6	3	1	1	1	1	7	5.7
Missouri	02/08/2022	*	29:08	2-3	.667	0-0	.000	6-10	.600	6	5	11	5.9	3	3	2	0	0	10	5.9
at Tennessee	02/12/2022	*	22:04	0-0	.000	0-0	.000	0-0	.000	0	3	3	5.8	3	0	0	2	0	0	5.7
at Auburn	02/16/2022	*	25:03	3-4	.750	0-0	.000	1-2	.500	2	2	4	5.7	4	0	2	0	0	7	5.7
Texas A&M	02/19/2022	*	27:58	2-3	.667	0-0	.000	0-2	.000	3	5	8	5.8	2	1	1	2	1	4	5.7
Alabama	02/22/2022	*	29:07	3-6	.500	0-0	.000	2-4	.500	5	2	7	5.8	1	1	3	1	1	8	5.7
at Mississippi St.	02/26/2022	*	33:05	3-6	.500	0-0	.000	4-4	1.000	4	2	6	5.8	3	4	3	0	0	10	5.9
Florida	03/01/2022	*	27:56	0-0	.000	0-0	.000	0-0	.000	3	3	6	5.8	2	1	0	0	0	0	5.7
at Ole Miss	03/05/2022	*	16:05	0-0	.000	0-0	.000	0-0	.000	1	0	1	5.7	2	1	1	0	1	0	5.5
vs Georgia	03/09/2022		19:01	1-1	1.000	0-0	.000	0-0	.000	1	3	4	5.6	0	0	0	1	0	2	5.4
vs Alabama	03/10/2022		30:29	2-2	1.000	0-0	.000	1-2	.500	1	6	7	5.7	3	1	2	0	0	5	5.4
vs Kentucky	03/11/2022		18:41	1-2	.500	0-0	.000	1-2	.500	1	0	1	5.5	3	0	2	1	0	3	5.3
Belmont	03/15/2022		18:60	3-3	1.000	0-0	.000	2-4	.500	8	5	13	5.7	1	1	0	2	0	8	5.4
Totals		**30**	**832:37**	**70-109**	**.642**	**0-0**	**.000**	**43-88**	**.489**	**86**	**109**	**195**	**5.7**	**84**	**42**	**33**	**36**	**16**	**183**	**5.4**

Player Averages

Games Played	Minutes/ game	Points/ game	FG Pct	3FG Pct	FT Pct	Rebounds/ game	Assists/ game	Turnovers/ game	Assist/Turnover ratio	Steals/ game	Blocks/ game
34	24.5	5.4	64.2	0.0	48.9	5.7	1.2	1.0	1.3	0.5	1.1

TV/RADIO ROSTER

0 • TYRIN LAWRENCE
Sophomore • G • 6-4 • 195
Monticello, Ga. (Morgan County)

2 • SCOTTY PIPPEN JR.
Junior • G • 6-3 • 185
Los Angeles, Calif. (Sierra Canyon)

3 • RODNEY CHATMAN
Graduate • G • 6-1 • 215
Lithonia, Ga. (U of Dayton)

4 • JORDAN WRIGHT
Junior • G/F • 6-6 • 215
Baton Rouge, La. (Dunham)

5 • SHANE DEZONIE
Freshman • G • 6-5 • 215
Tobyhanna, Pa. (Brewster Academy)
duh-ZOE-nee

10 • MYLES STUTE
Sophomore • F • 6-7 • 210
Washington, D.C. (Gonzaga College HS)
STEW-dee

11 • GABE DORSEY
Freshman • G • 6-6 • 215
Westminster, Md. (The Hill School)



12 • TREY THOMAS
Sophomore • G • 5-11 • 160
Durham, Ontario (Crestwood Prep)

15 • TERREN FRANK
Sophomore • F • 6-8 • 240
Los Angeles, Calif. (TCU)

20 • MAX ADELMAN
Sophomore • G • 6-5 • 205
Memphis, Tenn. (The Hun School)
AY-dul-min

21 • LIAM ROBBINS
Graduate • C • 7-0 • 250
Davenport, Iowa (U of Minnesota)

22 • GRAHAM CALTON
Freshman • G • 6-5 • 200
Charlotte, N.C. (Charlotte Latin School)



23 • JAMAINE MANN
Sophomore • G/F • 6-6 • 230
Hampton, Ga. (Gardner-Webb U)
juh-MAIN

33 • DREW WEIKERT
Senior • G • 6-0 • 170
Nashville, Tenn. (Centre College)
WHY-kert

42 • QUENTIN MILLORA-BROWN
Senior • F • 6-10 • 235
Lorton, Va. (Rice U)
mil-LORE-uh

JERRY STACKHOUSE
Head Coach
3rd season (North Carolina '99)

ED CONROY
Associate Head Coach
1st season (The Citadel '89)

MICHAEL CURRY
Associate Head Coach
1st season (Georgia Southern '90)

ADAM MAZAREI
Assistant Coach
3rd season (Redlands '06)
muh-ZAHR-ee (rhymes with Ferrari)