



# GEORGIA



## BASKETBALL SEC TOURNEY NOTES

### 2021-22 SCHEDULE

**OVERALL RECORD:** 6-25

HOME: 6-13 • ROAD: 0-10 • NEUTRAL: 0-2

**SEC RECORD:** 1-17

HOME: 1-8 • ROAD: 0-9

#### OCTOBER

Sun. 24 EXH. - at Charlotte L 65-76

#### NOVEMBER

Fri. 5 EXH. - Morehouse (SECN+) W 64-49

Tues. 9 Florida International (SECN+) W 58-51

Sat. 13 at Cincinnati (ESPN+) L 68-73

Tues. 16 S.C. St. (SECN+) W 76-60

Fri. 19 Ga. Tech (SECN) L 78-88

Mon. 22 & vs. Virginia (ESPN) L 55-65

Tues. 23 & vs. Northwestern (ESPN2) L 78-62

Sun. 28 Wofford (SECN+) L 65-68

#### DECEMBER

Wed. 1 No. 18/19 Memphis (SECN) W 82-79

Tues. 7 Jacksonville (SECN+) W 69-58

Sat. 18 George Mason (SECN+) L 67-80

Mon. 20 Western Carolina (SECN+) W 85-79

Wed. 22 East Tennessee St. (SECN+) L 84-86

Wed. 29 Gardner-Webb (SECN+) L 60-77

#### JANUARY

Tues. 4 \* Texas A&M (ESPNU) L 79-81

Sat. 8 \* at 16/13 Kentucky (SECN) L 77-92

Wed. 12 \* at Mississippi St. (SECN) L 72-88

Sat. 15 \* Vanderbilt (ESPN2) L 66-73

Wed. 19 \* at 2/2 Auburn (ESPNU) L 60-83

Sat. 22 \* at South Carolina (SECN) L 66-83

Tues. 25 \* Alabama (SECN) W 82-76

Sat. 29 \* at Vanderbilt (SECN) L 77-85

#### FEBRUARY

Wed. 2 \* Arkansas (ESPNU) L 73-99

Sat. 5 \* 1/1 Auburn (SECN) L 72-74

Wed. 9 \* at Florida (SECN) L 63-72

Sat. 12 \* South Carolina (SECN) L 68-80

Wed. 16 \* at LSU (SECN) L 65-84

Sat. 19 \* Ole Miss (SECN) L 68-85

Tues. 22 \* at Texas A&M (ESPNU) L 77-91

Sat. 26 \* Florida (ESPN2) L 72-84

#### MARCH

Tues. 1 \* 13/13 Tennessee (SECN) L 68-75

Sat. 5 \* at Missouri (SECN) L 69-79

Wed. 9 & vs. Vanderbilt (SECN) 8:00

& - Legends Classic at the Prudential Center (Newark, N.J.)

\* - SEC games    ♦ & - SEC Tournament at Amalie Arena (Tampa, Fla.)

All times ET and subject to change

GEORGIA: 6-25, 1-17 SEC

vs.

VANDERBILT: 15-15, 7-11 SEC



**DATE:**

Wednesday, March 9

**TIPOFF:**

8:00 p.m. ET

**ARENA:**

Amalie Arena (21,500)

**LOCATION:**

Tampa, Fla.

**SERIES RECORD:**

Vandy leads, 93-56

**LAST MEETING:**

Vandy, 85-77, on 1/29/22



**HEAD COACH:** Tom Crean

47-74 in 4th season at UGA

403-305 in 22nd season overall

**HEAD COACH:** Jerry Stackhouse

35-43 in 3rd season at VU

35-43 in 3rd season overall

### MOST RECENT STARTERS

NO.	NAME	PPG	RPG	NO.	NAME	PPG	RPG
3	KARIO OQUENDO (6-4; 215; Soph.; Titusville, Fla.)	15.4	4.3	0	TYRIN LAWRENCE (6-4; 195; Soph.; Monticello, Ga.)	3.5	2.4
5	CHRISTIAN WRIGHT (6-3; 185; Fr.; Alpharetta, Ga.)	5.3	2.3	2	SCOTTY PIPPEN JR. (6-3; 185; Jr.; Los Angeles, Calif.)	20.5	3.6
10	AARON COOK (6-2; 185; Grad.; St. Louis, Mo.)	10.6	2.5	4	JORDAN WRIGHT (6-6; 215; Jr.; Baton Rouge, La.)	11.7	6.3
11	JAXON ETTER (6-4; 205; Jr.; Woodstock, Ga.)	5.2	3.0	10	MYLES STUTE (6-7; 210; Soph.; Washington, D.C.)	8.1	3.5
23	BRAELEN BRIDGES (6-11; 240; Sr.; Atlanta, Ga.)	12.8	5.4	42	QUENTIN MILLORA-BROWN (6-10; 235; Sr.; Lorton, Va.)	5.5	5.7
20	NOAH BAUMANN (6; 210; Sr.; Phoenix, Ariz.)	8.0	3.5	22	LIAM ROBBINS (7-0; 250; Grad.; Davenport, Iowa)	6.9	3.7
1	JABRI ABDUR-RAHIM (6-8; 210; Soph.; South Orange, N.J.)	7.1	3.2	12	TREY THOMAS (5-11; 160; Soph.; Durham, Ontario, Canada)	5.9	1.2
15	DALEN RIDGNAL (6-7; 200; Jr.; Kansas City, Mo.)	2.8	2.9	5	SHANE DEZONIE (6-5; 215; Fr.; Tobyhanna, Pa.)	2.4	1.7
12	JOSH TAYLOR (6-9; 215; Soph.; Atlanta, Ga.)	1.1	0.7	15	TERREN FRANK (6-8; 240; Soph.; Los Angeles, Calif.)	2.0	1.6
4	TYRON McMILLAN (6-9; 220; Jr.; New Orleans, La.)	1.8	1.4	11	GABE DORSEY (6-6; 215; Fr.; Westminster, Md.)	0.6	0.3

### OFF THE BENCH...

#### THE OPENING TIP

Georgia opens play in the 2022 SEC Tournament at Amalie Arena in Tampa on Wednesday with a matchup against Vanderbilt. The Bulldogs and Commodores will face off at approximately 8:00, 30 minutes after the first game of the evening between Ole Miss and Missouri.

Georgia sports a 48-58 an all-time record in 61 SEC Tournaments. The Bulldogs are 39-39 in SEC Tourney action since the event resumed in 1979 after a 27-season hiatus from 1953-79.

Georgia won SEC Tournament titles in 1983 and 2008 and also finished as the runners-up in 1940, 1981, 1988 and 1997.

Georgia has reached the semifinals 15 times, most recently doing so in 2016.

*The Bulldogs' year-by-year results in the SEC Tournament can be found on Page 8 of these Game Notes.*

A year ago, Georgia suffered a 73-70 setback to Missouri in a second-round matchup of the SEC Tournament at Bridgestone Arena in Nashville, Tenn.

### ► MEDIA COVERAGE

#### WATCH: SEC NETWORK

Tom Hart (play-by-play);

Daymeon Fishback (analyst);

Alyssa Lang (reporter)

#### LISTEN: BULLDOG SPORTS NETWORK

Scott Howard (play-by-play);

Chuck Dowdle (analyst);

Adam Gillespie (producer)

Flagship: WSB AM 750;

Sirius: 134; XM: 190; SXM App: 961

### THE STARTING 5...



Braelen Bridges leads the SEC and ranks No. 4 nationally in FG pct. .642...which also is second-best ever by a Bulldog.



Aaron Cook will be playing in his 164th college basketball game, the third-most EVER by any MBB Division I player.



Aaron Cook's 161 assists ranks No. 3 among UGA's all-time season leaders... and is 8 from the No. 2 mark.



Eight of Kario Oquendo's 10 20-point games have come in SEC play, including a career-high 33 at Texas A&M on 2/22.



Jaxon Etter has drawn 30 charges in 30 games played this season...and 38 in his last 41 dating back to last season.

## ► TALE OF THE TAPE

STATISTIC	UGA	VU
Points Per Game	70.4	69.5
Opp. Point Per Game	78.3	67.5
Scoring Margin	-7.8	+2.0
Field Goal Pct.	.446	.423
Opp. Field Goal Pct.	.473	.425
3-Point Pct.	.327	.336
3-Pointers Per Game	6.5	8.3
Opp. 3-Point Pct.	.347	.304
Free Throw Pct.	.746	.692
Free Throws Per Game	15.5	15.0
Rebounds Per Game	32.7	33.9
Opp. Rebound Per Game	34.6	34.8
Rebound Margin	-1.9	-0.9
Assists Per Game	14.0	11.6
Turnovers Per Game	14.4	13.7
Assist-to-Turnover Ratio	0.97	0.84
Turnover Margin	-3.4	+0.9
Steals Per Game	5.2	7.6
Blocks Per Game	2.2	3.2

## ► UGA QUICK FACTS

LOCATION.....	Athens, Ga.
ENROLLMENT.....	38,920
FOUNDED.....	1785
CONFERENCE.....	Southeastern
NICKNAME.....	Bulldogs
MASCOT.....	Uga X
COLORS.....	Red & Black
PRESIDENT.....	Jere W. Morehead (UGA J.D. '80)
FACULTY ATHLETICS REPRESENTATIVE.....	David Shipley (Oberlin '72)
J. REID PARKER DIRECTOR OF ATHLETICS.....	Josh Brooks (LSU '02)

### UGA: FIRST & STILL FOREMOST

- UGA was chartered on Jan. 27, 1785 – two years before the U.S. Constitution was signed and four years prior to George Washington was inaugurated as President.
- The nation's first state-chartered university, UGA serves as the birthplace of public higher education in the U.S.
- UGA has been ranked among the nation's top-25 public universities by U.S. News & World Report every year since 2000. UGA was No. 16 in the most recent rankings released in September 2021.

## PRO-NUN-SEE-Ā-SHUN GUY'D

- 0 JAILYN (Jay-linn) Ingram
- 1 JABRI (Juh-bree) ABDUR-RAHIM (Ab-duhr rah-heem)
- 3 KARIO (care-ee-oh) OQUENDO (oh-kwin-dough)
- 4 TYRON (Tyrun) McMILLAN (Mic-mill-uhn)
- 11 JAXON (jack-son) ETTER (eh-tuhr) think "better" without the "b"
- 15 DALEN (day-lin) RIDGNAL (ridge-uh-nul) think "original" without the "o"
- 20 Noah BAUMANN (bauw-man)
- 23 BRAELEN (Bray-linn) Bridges

## SERIES HISTORY WITH VANDY

Vanderbilt owns a 93-56 lead in all-time meetings between UGA and VU, including a 6-2 mark in the SEC Tourney.

**The Commodores swept a pair of meetings this season, besting the Bulldogs, 73-66, in Athens on Jan. 15 and again two and a half weeks later, 85-77, in Nashville.**

Most recently at Memorial Gymnasium on Jan. 29, Aaron Cook's 18-point performance led a quartet of Bulldogs in double figures at Vanderbilt. Noah Baumann and Kario Oquendo chipped in 15 points apiece, and Braelen Bridges added 14.

The Commodores scored the game's first four points and never trailed.

Georgia shot 51.9 percent from the field and 81.0 percent from the line but only connected on just 23.5 percent of its 3-pointers. Conversely, Vanderbilt shot better from 3-point range (52.2 percent) than overall (50.9 percent).

*A complete box score from that contest – Game 21 for the Bulldogs this season – can be found on Page 17 of these Game Notes.*

Jaxon Etter's career-high 16-point performance led Georgia in the matchup at Stegeman Coliseum.

The walk-on from Woodstock, Ga., connected on 5-of-8 shots from the floor, including 4-of-5 3-pointers, and 2-of-2 trips to the line en route to the first double-figure outing of his career.

Georgia led by as many as 14 points in the first half, building a 34-20 lead at the 1:43 mark. Vanderbilt closed the period and opened the next on a combined 18-0 run and led the rest of the evening.

*A complete box score from that contest – Game 17 for the Bulldogs this season – can be found on Page 16 of these Game Notes.*

Georgia and Vanderbilt last faced off in SEC Tournament play in 2018. The Bulldogs scored the game's first 10 points and then kept a comfortable lead the rest of the evening en route to a 78-62 victory in the opening round at Scottrade Center in St. Louis, Mo.

The Bulldogs led 24-13 with 8:00 left in the first half and then exploded on a 14-0 run to blow the game open.

SEC Player of the Year Yante Maten paced Georgia with 25 points, his 16th 20-point outing of the season. A trio of Bulldog freshmen also were key to the victory. Teshawn Hightower and Rayshaun Hammonds added 13 and 10 points, respectively. Nicolas Claxton chipped in eight points, seven rebounds and two blocks.

*A complete box score from that contest – as well as game-by-game results for the last 10 outings in the series – can be found on Page 3 of these Game Notes.*

## ► KEEPING AN EYE ON

### ENTERING TODAY'S GAME:

#### AARON COOK IS...

Among UGA's single-season assist leaders:

- 8 assists from No. 2 Perth Robinson (1995)
- 32 assists from No. 1 Sahvir Wheeler (2021)

### SCOUTING THE DORES

**Vanderbilt arrives in Tampa with a 15-15 overall record.** The Commodores defeated Ole Miss, 63-61, in their regular-season finale last Saturday to complete their league slate with a 7-11 mark.

**Scotty Pippen Jr. has all but locked up the SEC scoring title for the 2021-22 season. He is averaging 20.5 ppg, 1.6 ppg more than any other player in the conference.** Jordan Wright also is scoring at a double-digit pace of 11.7 ppg and grabs a team-best 6.3 rpg. Pippen, Wright and Quentin Millora-Brown, who is contributing 5.5 ppg and 5.7 rpg, have started every game for the Commodores this season.

### LAST TIME OUT

Braelen Bridges' 19-point outing led a trio of Bulldogs in double figures in a 79-69 loss at Missouri in Georgia's regular-season finale last Saturday.

Kario Oquendo added 17 points, and St. Louis native Aaron Cook chipped in 17.

Georgia raced to a 9-0 start over the opening 2:05 and quickly pushed that margin to 16-2 with 16:02 left in the first half.

The Bulldogs still maintained a 14-point advantage at 35-21 at the 5:32 mark of the opening period.

Missouri chipped away and eventually tied the game at 51-51 with 12:12 remaining and outscored Georgia 13-3 over the next 5:48.

### WHERE DID HE COME FROM?

If you reviewed the NCAA and SEC statistical leaders on Monday morning and thought, "Wait, Braelen Bridges has the fourth-best field goal percentage in the country? How did I miss that?"

You didn't.

**Though Bridges has scored in double figures in a team-high 24 games – and notched nine points in four of the other seven outings – he had been shy of the minimum of 5.0 FGs per game to be included in those rankings.**

With 22 makes in his last three outings, Bridges upped his season total to 156 field goals in 31 games, one more than needed to be ranked.

After not being ranked for months, Bridges reappeared on Monday. Prior to that, he was last included on Dec. 17, nine games into the season, when he was No. 8.



Entering this week, Bridges was atop all SEC players and ranked No. 4 nationally as outlined below.

#### NCAA FG PERCENTAGE LEADERS

Rk.	No.	Player, Team	GP	FG-FGA
1.	.667	Zach Eddy, Purdue	31	184-276
2.	.651	Jalyn Hinton, SE Louisiana	30	155-238
3.	.645	Enrique Freeman, Akron	30	151-234
4.	<b>.642</b>	<b>Braelen Bridges, Georgia</b>	<b>31</b>	<b>156-243</b>
5.	.636	Kevin Samuel, FGCU	31	168-264

#### COOK'S CAREER: NCAA WISE

"Super senior" Aaron Cook will be participating in his 164th college basketball game against Vanderbilt, which at tipoff will represent the third-most by any men's basketball player in Division I history as outlined below.

Cook played in 103 games in four seasons at Southern Illinois from 2016-20, including a redshirt campaign with six contests in 2019-20. He saw action in 30 games last season at Gonzaga during the Bulldogs' NCAA runner-up finish. He will add his 31st at Georgia against Vandy.

Entering this season, Ohio State's David Lighty held the NCAA record with 157 games played and only 13 players had logged PT in 150 contests.

Those numbers have grown exponentially with players awarded extra eligibility due to the COVID-19 pandemic.

On Jan. 13, Iowa's Jordan Bohannon inched past Lighty's mark, and he played in his 174th game on March 6. Entering this week, 71 players had joined the previous 13 to reach the 150 GP milestone.

#### NCAA DIVISION I CAREER GP LEADERS

Rk.	No.	Player, Current School	Seasons
1.	174	Jordan Bohannon, Iowa	2016-22
2.	169	Chevez Goodwin, USC	2016-22
3.	<b>164</b>	<b>Aaron Cook, Georgia</b>	<b>2016-22</b>
	164	Garrison Brooks, Miss. St.	2017-22
	164	Justin Kier, Arizona	2016-22

#### B.B. CLAIMS, LOSES UGA RECORD

Braelen Bridges entered the regular-season finale sporting the best single-season field goal percentage in Georgia history...but now ranks No. 2.

With his 6-of-7 shooting performance against Tennessee on Feb. 26, Bridges claimed the UGA record by the slimmest of margins. At that point, he had connected on 148-of-230 shots from the field, a conversion rate of 64.348 percent. That slid him past Lavon Mercer's effort of 64.317 (146-of-227) in 1978-79.

Bridges' percentage ascended slightly more in the Missouri game, topping out at 64.854 when he was 7-of-9 and 155-of-240 on the year. He was 1-of-4 the rest of the way against the Tigers, dipping back to 64.2 percent as outlined in the next column.

### ► SEC TOURNEY HISTORY

#### RECORD VERSUS...

SCHOOL	RECORD	LAST
Alabama	4-6	L 2011 QF
Arkansas	3-6	L 2015 QF
Auburn	5-3	W 2011 1st
Florida	1-2	L 2007 QF
Kentucky	1-12	L 2018 QF
LSU	3-6	L 2013 QF
Ole Miss	9-2	W 2020 1st
Mississippi State	10-3	W 2016 1st
Missouri	1-2	L 2021 1st
South Carolina	3-0	W 2016 QF
Tennessee	4-5	W 2017 2nd
Texas A&M	0-0	
Vanderbilt	2-6	W 2018 1st

**Totals** \* 48-58 .453

**Championships:** 2 (1983, 2008)

**Semifinals (Last):** 15 (2016)

**Finals Appearances:** 6 (2008)

\* Total record includes results vs. former members  
Tulane (0-3) and Ga. Tech (2-2).

#### ALL-SEC TOURNAMENT

YR. PLAYER	YR. PLAYER
'36 Frank Johnson (2nd)	'81 Dominique Wilkins
'40 Alex McCaskill	'83 Vern Fleming
Dan Kirland (2nd)	'88 Pat Hamilton
Joe Killian (2nd)	'97 Ray Harrison
'41 Roy Chatham (2nd)	'08 Sundiata Gaines
'42 Bobby Moore (2nd)	Terrance Woodbury
'46 Eli Maracich (2nd)	'16 J.J. Frazier
'50 Bob Healey	

\* Bold-faced indicates SEC Tournament MVPs.

#### TOURNEY SCORING LEADERS

YR. PLAYER (PTS.)	YR. PLAYER (PTS.)
'40 Joe Killian (42)	'10 Travis Leslie (55)
'81 D. Wilkins (77)	'20 R. Hammonds (22)
'08 Sundiata Gaines (69)	

Bridges reached the minimum to be included in Georgia's single-season records (100 made field goals) during 7-of-8 effort at Vanderbilt on Jan. 29. He was in third place on that ledger until a 3-of-4 night at Texas A&M on Feb. 22 pushed him past Bob Lienhard to the second slot and the outing against the Volunteers inched him past Mercer.

In addition, Bridges now possesses the 15th-best shooting percentage in SEC history. The league record is 72.6 percent set by Alabama's Donta Hall during the 2017-18 campaign as outlined on the next page.

Bridges' ultimate status on both lists is obviously contingent on his performance in the Bulldogs' remaining games.

#### UGA SEASON FG PCT. LEADERS

Rk.	No.	Player	Season	FG-FGA
1.	.643	Lavon Mercer	1979	146-227
2.	<b>.642</b>	<b>Braelen Bridges</b>	<b>2022</b>	<b>156-243</b>
3.	.632	Bob Lienhard	1970	215-340
4.	.611	Lavon Mercer	1980	121-198
5.	.591	Jim Youngblood	1967	140-237
	.591	Derek Ogbeide	2018	101-171

### ► LEADING THE DOGS

GAMES LEADING	PT.	REB.	AST.	BLK.	STL.
Jabri Abdur-Rahim	1	1	0	8	4
Tyrone Baker	0	0	0	1	0
Noah Baumann	1	6	0	5	2
Braelen Bridges	9	12	4	11	4
Aaron Cook	6	1	24	6	17
Jaxon Etter	1	1	2	3	9
Jailyn Ingram	0	4	1	1	3
Cam McDowell	0	0	0	0	1
Tyron McMillan	0	1	0	1	1
Jonathan Ned	0	0	0	0	0
Kario Oquendo	13	6	0	12	15
Dalen Ridginal	0	2	0	4	1
Josh Taylor	0	0	0	0	1
Christian Wright	1	1	6	3	7

\* - Includes when tied for team-high

### ► SERIES HISTORY

VU LEADS OVERALL: ..... 93-56  
UGA LEADS LAST 10 MEETINGS: ..... 6-4

#### LAST 10 MEETINGS

1/27/15	W	Athens	70-62
2/20/16	L	at Nashville	67-80
1/17/17	W	Athens	76-68
2/7/18	L	at Nashville	66-81
3/7/18	W	& at St. Louis	78-62
1/9/19	W	Athens	82-63
2/22/20	W	at Nashville	80-78
2/6/21	W	Athens	73-70
1/5/22	L	Athens	66-73
1/29/22	L	at Nashville	77-85

% - SEC Tournament game

### ► LAST TIME IN TOURNEY

31

Georgia 78,  
Vanderbilt 62

3/7/18 • St. Louis, Mo.

VANDERBILT (12-20)

Player	FGs	3FGs	FTs	Rb	Pf	Pts	A	T	B	S	MP
Evans	1-4	1-2	0-0	3	0	3	0	0	0	0	10
Roberson	6-15	2-4	2-2	5	4	16	1	0	0	1	39
Obinna	0-1	0-0	0-0	2	1	0	1	0	0	0	10
Lee	4-9	0-2	4-6	7	2	12	3	5	0	2	31
LaChance	6-13	3-6	2-2	5	3	17	3	1	0	0	39
Willis	1-3	1-3	0-0	0	2	3	2	1	0	0	18
Toye	1-5	0-3	0-1	2	0	2	1	2	0	0	23
Austin	0-0	0-0	0-0	0	0	0	0	1	0	0	3
Baptiste	0-0	0-0	0-0	0	1	0	0	0	0	0	3
Brown	4-7	1-3	0-0	1	3	9	0	1	2	0	24
TEAM	7										
Totals	23-57	8-23	8-11	32	16	62	11	11	2	3	200

GEORGIA (17-14)

Player	FGs	3FGs	FTs	Rb	Pf	Pts	A	T	B	S	M
Fammonds	4-9	0-1	2-4	8	2	10	1	0	1	2	30
Maten	9-12	2-4	5-6	4	0	25	1	1	2	0	29
Ogbeide	3-6	0-0	1-2	10	3	7	2	0	0	0	21
Parker	2-5	1-2	0-0	1	1	5	0	1	0	0	13
Jackson	1-5	1-4	1-1	2	2	4	1	0	0	1	27
Crump	2-9	0-6	0-0	2	0	4	3	0	0	1	19
Diatla	0-0	0-0	0-0	0	0	0	0	0	0	0	2
Hightower	4-6	2-3	3-3	1	1	13	6	0	0	0	21
Harrison	0-0	0-0	0-0	0	0	0	0	0	0	0	0
Wilridge	1-1	0-0	0-0	1	0	2	0	1	0	1	10
O'Neill	0-0	0-0	0-0	0	0	0	0	0	0	0	0
Kante	0-3	0-0	0-0	1	0	0	0	1	0	0	2
Edwards	0-0	0-0	0-0	1	1	0	0	0	0	0	4
Claxton	3-8	0-0	2-4	7	2	8	1	2	2	0	22
TEAM	3										
Totals	29-64	6-20	14-20	41	12	78	15	5	6	4	200

Score by Periods	1st	2nd	Tot.	Deadball Rebs.	Tot.
Vanderbilt	22	40	62	Vanderbilt	3
Georgia	42	35	78	Georgia	2

Officials: Joe Lindsay, Brian Shey, Chuck Jones. Att.: 8190.

VU UGA

Points in the paint	24	38
Points off turnovers	5	16
2nd chance points	8	10
Bench points	14	27

## ► BY THE NUMBERS

### GEORGIA'S RECORD IS...

	Overall	SEC	Clean
Overall.....	6-25	1-17	47-74
at Stegeman Coliseum.....	6-13	1-8	38-32
on the road.....	0-10	0-9	6-34
at a neutral site.....	0-2	0-0	3-8
Day Games.....	0-8	0-6	9-28
Night Games.....	6-17	1-11	38-46
In November.....	2-5	0-0	12-10
In December.....	3-3	0-0	17-6
In January.....	1-7	1-7	8-24
In February.....	0-8	0-8	8-25
In March.....	0-2	0-2	2-9
On Sunday.....	0-1	0-0	2-1
On Monday.....	1-1	0-0	4-2
On Tuesday.....	4-4	1-3	14-13
On Wednesday.....	1-7	0-5	10-23
On Thursday.....	0-0	0-0	0-1
On Friday.....	0-1	0-0	5-1
On Saturday.....	0-11	0-9	12-33

### GEORGIA'S RECORD WHEN...

	Overall	SEC	Clean
Leading at the half.....	3-6	0-4	34-16
Trailing (or tied) at the half.....	3-19	1-13	13-58
Shooting 50% or better.....	0-5	0-3	18-10
Shooting less than 50%.....	6-20	1-14	29-64
Opp. shooting 50% or better.....	0-12	0-9	4-33
Opp. shooting 50% or less.....	6-13	1-8	43-41
UGA outrebounds opponent.....	3-11	0-7	36-29
Opponent outrebounds UGA.....	3-14	1-10	10-43
Teams tied in rebounds.....	0-0	0-0	1-2
UGA shooting 70% or better FTs.....	4-17	1-13	28-43
UGA shooting 70% or less FTs.....	2-8	0-4	19-31
Game is decided by 1-4 points.....	1-4	0-2	10-15
Game is decided by 5-10 points.....	3-8	1-5	9-18
Game is decided by >10 pts.....	2-13	0-10	28-41
Scoring less than 59 points.....	1-1	0-0	1-13
Scoring 60-69 points.....	1-14	0-9	7-28
Scoring 70-79 points.....	1-9	0-8	10-23
Scoring 80-89 points.....	3-1	1-0	17-7
Scoring 90-99 points.....	0-0	0-0	10-2
Scoring > 100 points.....	0-0	0-0	2-1
Allowing less than 50 points.....	0-0	0-0	2-0
Allowing 50-59 points.....	2-0	0-0	9-0
Allowing 60-69 points.....	1-2	0-0	15-9
Allowing 70-79 points.....	3-8	1-5	16-22
Allowing 80-89 points.....	0-12	0-9	5-25
Allowing 90 or more points.....	0-3	0-3	0-18
0 players in double digits.....	0-0	0-0	0-1
1 player in double digits.....	1-1	0-1	6-8
2 players in double digits.....	0-4	0-2	3-16
3 players in double digits.....	2-15	0-10	12-28
4 or more players in double digits.....	3-5	1-4	26-21
UGA bench outscored opp. bench.....	2-8	1-3	32-37
Winning the opening tip.....	2-7	1-3	30-27
Scoring first.....	4-8	1-5	36-30
Playing overtime.....	0-0	0-0	1-3

## ► SPECIALTY STATS

	IN PT.	OFF TO	2ND CH	BENCH
Georgia	906	406	259	506
Opponent	996	530	350	665
Difference	-90	-124	-91	-159

Game-by-game breakdown on Page 8.

## SEC SEASON FG PCT. LEADERS

Rk.	No.	Player	School	Season	FG-FGA
1.	726	Donta Hall	UA	2018	151-208
5.	660	Daniel Goddard	AR	2019	214-324
10.	645	Reggie Johnson	UT	1977	131-203
11.	644	Wiley Peck	MSU	1979	154-239
12.	644	Nick Richards	UK	2020	164-253
13.	644	Charles Barkley	AU	1983	161-250
14.	643	Lavon Mercer	UGA	1979	146-227
15.	642	Braelen Bridges	UGA	2022	156-243

## COOK'S CAREER: UGA WISE

In addition to his status from an NCAA historical perspective, Aaron Cook also has left his mark on the Georgia record books in his one season in Athens.

With nine assists against Auburn on Feb. 5, Cook joined Georgia's top-20 single-season leaders for passes to points.

With 11 assists against Texas A&M and Florida, Cook ascended all the way from No. 11 to No. 3 on that ledger.

Cook enters the SEC Tournament 80¢ – as in eight dimes – away from the No. 2 as outlined below.

## UGA SEASON ASSIST LEADERS

Rk.	No.	Player	Season	GP
1.	193	Sahvir Wheeler	2021	26
2.	169	Pertha Robinson	1995	27
3.	161	Aaron Cook	2022	30
4.	154	Sundiata Gaines	2007	32
5.	153	Rashad Wright	2002	32
	152	Donald Hartry	1986	30

## MORE HISTORY IN THE MAKING

In addition to Braelen Bridges, two more Bulldogs are in the midst of producing the most efficient shooting percentages from the free throw line and 3-point range and in Georgia history as outlined below.

Christian Wright is currently ranked No. 5 among Georgia's season free throw percentage leaders ledger at .861. He inched past the 50 free throws made minimum to be featured on the leaders' ledger on Feb. 2 against Arkansas.

Noah Baumann connected on his 50th 3-pointer of the year against South Carolina to qualify for Georgia's record book. His current 40.6 percent shooting percentage ranks No. 12 among Georgia's single-season leaders.

## UGA SEASON FT PCT. LEADERS

Rk.	No.	Player	Season	FT-FTA
1.	910	Channing Toney	2005	61-67
2.	902	Joe Ward	1984	55-61
3.	886	J.J. Frazier	2017	187-211
4.	864	Lanny Tanner	1970	70-81
5.	861	Christian Wright	2022	68-79
6.	859	Juwan Parker	2018	73-85
7.	858	Jerry Epling	1969	91-106
8.	856	Juwan Parker	2017	77-90
9.	854	John Fraley	1972	105-123
10.	844	Jordan Harris	2019	54-64

## ► DEFLECTION OBJECTIVE

"I was told a long time ago – and I don't think you can say it any better – deflections are barometer of active defense. It's any type of activity on the ball. It's a finger tip, a hand, blocked shots, charges, a steal. That's what we're aiming for. I want our team at a deflection-to-turnover ratio of 3.5-to-1. To me, that is an optimal number."



## UGA DEFLECTIONS

Player	Number
Jailyn Ingram	65
Jabri-Abdur-Rahim	111
Cam McDowell	9
Kario Oquendo	184
Tyron McMillan	31
Christian Wright	141
Aaron Cook	236
Jaxon Etter	198
Josh Taylor	9
Jonathan Ned	-
Dalen Ridginal	56
Noah Baumann	86
Braelen Bridges	124
Tyrone Baker	3



## UGA SEASON 3FG PCT. LEADERS

Rk.	No.	Player	Season	3FG-FGA
1.	449	Bernard Davis	1994	80-178
5.	434	Litterial Green	1992	62-143
6.	429	Levi Stukes	2007	85-198
7.	425	Jarvis Hayes	2003	54-127
8.	414	Ezra Williams	2003	77-186
9.	412	D.A. Layne	1999	75-182
10.	407	Billy Humphrey	2007	50-123
	407	Bernard Davis	1993	55-135
12.	406	Noah Baumann	2022	58-143

## THEIR MANN IS OUR MANN'S BRO

Vanderbilt sophomore Jamaine Mann is the younger brother of former Georgia standout Charles Mann.

Charles played in 132 games, second-most ever at UGA and the most within a four-year career, and started 106 of those. After moving into the starting lineup late in his freshman year, Charles got the nod for 98 of 100 contests over his final three seasons.

An All-SEC performer, Mann is No. 15 among Georgia's career scoring leaders with 1,411 points. He scored 43.8 percent of those at the free throw line. Mann is the Bulldogs' career record holder in FT attempts (896) and makes (618) and is No. 2 in SEC history in trips to the charity stripe behind only "Pistol" Pete Maravich. Charles also is No. 6 in career assists by a Bulldog with 400.

Charles is now in his first season as an assistant coach at Army.



## OQUENDO'S PRODUCTION LEAPS

Kario Oquendo enters the SEC Tournament ranked No. 4 among SEC scoring leaders in league action.

Oquendo opened SEC play with three straight 20-point performances – the first Bulldog to do so since Anthony Edwards in 2020. He leads Georgia with 10 20-point outputs, with eight of those coming against league foes.

Each member of the SEC's top scoring quartet has increased their production in league play over their non-conference efforts; however, Oquendo's uptick has been the greatest *as outlined below*.

### SCORING INCREASES IN SEC PLAY NON

RK. PLAYER	CONF	SEC	DIFF.
1. Kario Oquendo, UGA	11.5	18.3	+6.8
2. Scotty Pippen Jr., VU	18.1	22.1	+4.0
3. Iverson Molinar, MSU	16.5	18.8	+2.3
4. JD Notae, ARK	17.8	19.7	+1.9

## THE SPORTSCENTER "TOP-QUEN"

Kario Oquendo has emphatically made his way in the top-10 plays on ESPN's SportsCenter three times this season. Ironically, all have been on Tuesdays.

Last Tuesday's was our favorite, with Oquendo taking a pass at the top of the key and driving for an emphatic tomahawk finish over a helpless Tennessee defender. That one came in at No. 3 among SportsCenter's top 10 later that night.

On Nov. 16, Oquendo also produced the No. 3 for SportsCenter following his third highlight reel effort against South Carolina State. He stole the ball at midcourt with no defender in sight, windmilled home an uncontested dunk.

A posterized effort on Nov. 23 was tabbed No. 6. Oquendo, who's 6-4, gathered a steal in Northwestern's lane and drove the length of the floor before a thunderous dunk over a 6-9 Wildcat.

If you want to rate Oquendo's SportsCenter dunks, you can find the S.C. State slam at [gado.gs/kariosctop1116](https://gado.gs/kariosctop1116), the Northwestern effort at [gado.gs/kariosc1123](https://gado.gs/kariosc1123) and the Tennessee throwdown at [gado.gs/kariosc-top100301](https://gado.gs/kariosc-top100301).

## ETTER ACCEPTING CHARGES

Defensively, Jaxon Etter is like Visa...as in "everywhere you want (him) to be."

The junior walk-on took three charges at LSU, the third game this season he's done so...the other outings being versus Ga. Tech and Western Carolina.

Etter now has a team-high 30 charges in 30 games played this season. That trend actually began last season when Etter drew eight in the final 11 games, giving him 38 in his last 41 outings.



## SHOOTING HIS SHOT

Noah Baumann had an eventful Sunday, November 14. The graduate transfer from Southern Cal proposed to his longtime girlfriend, Mackenzie Moore, beside Lake Herrick at the intramural fields on the UGA campus.

Baumann and Moore have known each other since they were 7th graders at Akimel (pronounced ah-kee-mull) Middle School and started dating during their senior year at Desert Vista High School in Phoenix.

They have endured a long-distance relationship for the past four years.

Moore was a four-year starter on the Miami (Ohio) softball team, batting .279 with seven homers and 66 RBI. She was named second-team All-MAC as a senior, leading the RedHawks to a 46-10 finish, the MAC Championship and an NCAA Tournament bid.

## DOGS CAPITALIZING AT THE LINE

Georgia is among the nation's top teams at getting to the line...and then converting.

The Bulldogs enter this weekend ranked No. 15 nationally in free throw makes (482) and No. 24 in free throw takes (646). Georgia is ranked No. 75 nationally in free throw percentage at .746.

The Bulldogs lead the SEC and are even more efficient in league play. Against conference foes, Georgia is shooting a sizzling 77.7 percent (289-of-372) at the charity stripe.

## NOAH CONTINUES SCORING TREND

In five seasons of college basketball, Noah Baumann has established a trend of scoring most of his points from behind the 3-point arc...and doing so efficiently.

This season, 75.3 percent (58 of 77) of Baumann's made FGs have been 3s, and he is shooting 40.6 percent on 3-pointers.

## ► DOUBLE-DIGIT DOGS

POINTS	SEASON	CAREER
Braelen Bridges	24	48
Kario Oquendo	22	22
Aaron Cook	18	64
Noah Baumann	9	31
Jabri Abdur-Rahim	8	8
Jailyn Ingram	7	72
Christian Wright	3	3
Jaxon Etter	2	2
Dalen Ridginal	1	1

REBOUNDS	SEASON	CAREER
Jailyn Ingram	1	12
Noah Baumann	1	1
Braelen Bridges	0	4

ASSISTS	SEASON	CAREER
Aaron Cook	2	3

DOUBLE-DOUBLES	SEASON	CAREER
Aaron Cook	2	2
Jailyn Ingram	1	11
Braelen Bridges	0	4

20-POINT GAMES	SEASON	CAREER
Kario Oquendo	10	10
Braelen Bridges	2	3
Noah Baumann	1	5
Aaron Cook	1	4
Jabri Abdur-Rahim	1	1
Jailyn Ingram	0	16

30-POINT GAMES	SEASON	CAREER
Kario Oquendo	1	1

*Career numbers of Baumann, Bridges & Cook prior to UGA*

## ▶ DOGS IN THE PROs

### CURRENT NBA PLAYERS

#### Kentavious Caldwell-Pope

- The No. 8 overall pick in the 2013 NBA Draft after earning SEC Player of the Year honors.
- In his ninth season in the league, playing with Detroit from 2013-17, the Lakers from 2017-21 and Washington in 2021.
- Started and helped the Lakers win the 2020 NBA Championship, averaging 10.7 ppg in 21 Play-off outings.

#### Nicolas Claxton

- Selected by Brooklyn with the first pick of the second round in the 2019 NBA Draft, the No. 31 overall player chosen.
- Helped Brooklyn secure a No. 2 seed in the 2021 NBA Play-offs.
- Has started 18 of 25 games played as of Feb. 15, averaging 9.1 ppg and 5.6 rpg while connecting on 63.9 percent of his FGs.

#### Anthony Edwards

- The No. 1 overall pick in the 2020 Draft.
- Was a unanimous All-Rookie selection after being named Western Conference Rookie of the Month three times.
- Selected for the NBA's Rising Stars game in both 2021 and 2022.

### CURRENT NBA COACHES

#### Dave Bliss

- A four-year starter who helped lead the Bulldogs to the 2008 SEC Tournament title in the "tornado tourney" in Atlanta.
- Has worked with OKC (2010-14), the Knicks (2014-18) and OKC (2018-present)
- Served as acting head coach of OKC on a three-game road trip with games at Milwaukee (in his home state of Wisconsin) on Nov. 19, at Boston on Nov. 20 and at Atlanta on Nov. 22.

### CURRENT BULLDOGS OVERSEAS

#### Nemanja "Nemi" Djuricic

- Estudiantes in Spanish LEB Golf

#### Mike Edwards

- Dinamo Vladivostok in Russian Superleague 1

#### John Florveus

- KB Bashkimi Prizren in Kosovo's Superliga

#### J.J. Frazier

- Samsun BSB Anakent in Turkish TBL

#### Rayshaun Hammonds

- VEF Riga in Latvia LBL

#### Jordan Harris

- Glen Luss Glasgow Rocks in British BBL

#### Travis Leslie

- Leones de Ponce in Puerto Rican BSN

#### Yante Maten

- Wonju DB Promy Korean KBL

#### Derek Ogbeide

- Buyuksehir Hastanesi Konyaspor in Turkish TBL

#### Gerald Robinson

- Banco di Sardegna Sassari in Italian Serie A

#### Trey Thompkins

- Real Madrid in Spanish Liga Endesa

#### Dustin Ware

- Champagne Chalons-Reims in French Elite ProA

#### Terrance Woodbury

- Kagawa FA in Japanese B2 League

Career-wise, 72.3 percent (204 of 282) of Baumann's made FGs are 3-pointers, and he is converting on a considerably better clip from outside the arc (.426) than inside (.382).

### ETTER'S PRODUCTION IS BETTER

Walk-on Jaxon Etter's contributions this season have skyrocketed over those during his first two seasons in Athens.

The junior from Woodstock, Ga., began the 2021-22 campaign with averages of 1.6 points, 0.8 rebounds and 6.1 minutes during his freshman and sophomore years.

**This season, Etter has more than tripled both his scoring (to 5.2 ppg) and rebounding (to 3.0 rpg) and upped his PT four fold to 25.5 mpg.**

### B.B. AMONG TOP PASSING BIGS

Braelen Bridges has the Bulldogs' third-best assist average among active players behind only point guards Aaron Cook and Christian Wright.

Bridges has led Georgia in assists three times this season, at Auburn, at Florida and vs. Ole Miss. In fact, he is among the best passing big men in the SEC. His average of 1.9 apg is second-best among all league players 6-10 or taller. Bridges is one of six "big men" in the league who are currently averaging 1.0 assist per game or more as outlined below.

#### SEC'S BEST PASSING BIGS

RK.	PLAYER, SCHOOL	AST.	GP	AVG.
1.	Jaylin Williams, ARK	81	31	2.6
2.	Braelen Bridges, UGA	58	31	1.9
3.	Jabari Smith, AU	56	31	1.8
4.	Colin Castleton, UF	40	25	1.6
5.	Quentin Milora-Brown, VU	40	30	1.3
6.	Tolu Smith, MSU	18	18	1.0

### BULLDOGS BATTLE THROUGH

Georgia dressed out only nine players for its Feb. 12 game versus South Carolina, the most depleted the Bulldogs' roster has been this season.

Georgia's ledger of available players was cut by from 15 to 14 with a preseason injury to P.J. Horne, who led UGA in 3-pointers and was one of two Bulldogs who started every game last season.

**The Bulldogs have had their "full complement" of the 14 players for six outings and have played eight games – including seven SEC contests – with only 10 players in uniform.**

Since the season began, Jaielyn Ingram suffered a season-ending injury against Jacksonville on Dec. 7, Jonathan Ned has been out with an ankle injury beginning with a Dec. 18 matchup with George Mason and Tyrone Baker broke his right hand on Jan. 18, the day before a road game at Auburn.

We won't count Horne since his injury was before the season, but the 14 other Bulldogs have compiled 72 DNPs. In addition to the injuries outlined above, Bulldogs scratched from the scorebook include:

- T. Baker vs. Virginia and Northwestern (illness);
- N. Baumann vs. Northwestern (illness);
- A. Cook vs. Memphis (illness);
- J. Etter vs. Gardner-Webb (injury);
- C. McDowell vs. Texas A&M and Kentucky (illness) and Florida (susp.);
- T. McMillan vs. Florida, S. Carolina and LSU (injury);
- J. Ned vs. Virginia and Northwestern (illness);
- K. Oquendo vs. Auburn (injury);
- D. Ridginal vs. Texas A&M and Kentucky (illness);
- J. Taylor vs. S. Carolina (illness);

**Georgia has used eight starting fives, with Braelen Bridges being the only player to do so for every contest. Jabri Abdur-Rahim, Bridges and Christian Wright are the only Bulldogs who have played in every game.**

### EXPERIENCE HAS TRAVELED

The phrase "defense travels" is a well-known in the sports world.

The slogan "experience has traveled" is more appropriate for Georgia Basketball and it's 2021-22 campaign.

When the campaign began, Georgia's lineup was anchored by five D-I transfers – sixth-year "super seniors" Aaron Cook and Jaielyn Ingram, graduate transfer seniors Noah Baumann and Braelen Bridges and sophomore Jabri Abdur-Rahim.

**Even though Ingram has not contributed to its totals since suffering a season-ending injury against Jacksonville on Dec. 7, that quintet delivers the majority of the Bulldogs' production in virtually every statistic as outlined below.**

#### D-I TRANSFER CONTRIBUTIONS

STAT	TEAM	D-I Ts	PCT.
Minutes	6200	3344	53.9
Scoring	2183	1271	58.2
Rebounds	910	502	55.2
Assists	434	281	64.7
Blocks	68	37	54.4
Steals	162	76	46.9

### WRIGHT SCORES SAVVILY

There was a common theme in Christian Wright's double-figure scoring outputs against No. 18 Memphis, at No. 2 Auburn and at South Carolina.

**The freshman from The Skill Factory converted on 24-of-28 (.857) trips to the charity stripe against the Tigers, Tigers and Gamecocks. That's 55.8 percent of his 43 total points those contests.**



# ▶ THE STAFF ON THE BULLDOGS' BENCH



## HEAD COACH TOM CREAN

- Named the University of Georgia's 22nd men's basketball head coach on March 15, 2018.
- In his 22nd season as head coach, with nine seasons at Marquette (1999-08), nine at Indiana (2008-17) and in fourth at Georgia (2018-present)
- Led 13 of his teams to postseason play, including nine NCAA Tournament bids, four Sweet 16s appearances and a trip to the 2003 Final Four.
- Produced 16 NBA players at Marquette (6), Indiana (8) and Georgia (2), including six who were on opening-day rosters for the 2021-22 season – OG Anunoby, Thomas Bryant, Victor Oladipo and Cody Zeller from IU and Nicolas Claxton and Anthony Evans from UGA.
- All told, those 16 NBA players have earned or are under contract to earn more than \$714 million.
- In 21 seasons, his teams have finished among the nation's top-25 squads statistically a combined 40 times in virtually every offensive and defensive statistic kept by the NCAA.
- Has coached 10 All-Americans and 40 all-conference performers.
- 56 of his four-year players at MU, IU and UGA have graduated, including six who earned their bachelor's degrees in less than four years and five who have secured master's degrees.
- AT GEORGIA**, the Bulldogs broke their all-time total attendance twice, topping the mark by more than 9,000 fans in 2018-19 and by over 15,000 in 2019-20.
- Georgia reached the 90-point scoring mark 15 times in 90 games during Crean's first three seasons...after doing so 15 times in 387 games (a span of 11-plus seasons dating back to 2006-07) prior to his arrival.
- Helped develop Nicolas Claxton from a freshman who averaged 3.9 ppg and 3.9 rpg in 2017-18 into the No. 31 overall pick of the 2019 NBA Draft.
- Inked a top-10 class in his first full recruiting cycle at UGA, headlined by Anthony Edwards, who became the No. 1 overall pick in the 2020 NBA Draft.
- AT INDIANA**, inherited a program with only one returning player, pending probation and scholarship restrictions due to poor academic performances.
- The Hoosiers went 28-66 in his first three seasons before putting together a 138-69 mark over the next six campaigns, including a pair of outright Big Ten Championships in 2013 and 2016.
- Was named National Coach of the Year by ESPN in 2012 and voted Big Ten Coach of the Year in 2016, the same season he was a finalist for Naismith Coach of the Year.
- AT MARQUETTE**, led the program to eight postseason appearances – the 2003 Final Four, four more NCAA Tournaments and three NITs.
- Recipient of the 2003 Clair Bee Award and was named Conference USA Coach of the Year in both 2002 and 2003, with Dwyane Wade earning C-USA Player of the Year honors in 2003 as well.
- IN 10 SEASONS PRIOR TO BECOMING A HEAD COACH**, was a member of the staffs at Michigan State, Western Kentucky and Pittsburgh. Those teams combined to win four regular-season and two conference tournament titles and also reached postseason play eight times (five NAAs and three NITs).
- The season before assuming the reigns at Marquette, Crean helped Michigan State reach the 1999 Final Four and finish 33-5 overall.

### SEASON-BY-SEASON MARQUETTE.....190-96 (.664)

SEASON	OVERALL	CONF.	POST
1999-00	15-14	8-8	NIT
2000-01	15-14	9-7	
2001-02	26-7	13-3	NCAA
2002-03	27-6	14-2 *	NCAA
2003-04	19-12	8-8	NIT
2004-05	19-12	7-9	NIT
2005-06	20-11	10-6	NCAA
2006-07	24-10	10-6	NCAA
2007-08	25-10	11-7	NCAA

### INDIANA.....166-135 (.551)

SEASON	OVERALL	CONF.	POST
2008-09	6-25	1-17	
2009-10	10-21	4-14	
2010-11	12-20	3-15	
2011-12	27-9	11-7	NCAA
2012-13	29-7	14-4 *	NCAA
2013-14	17-15	7-11	
2014-15	20-14	9-9	NCAA
2015-16	27-8	15-3 *	NCAA
2016-17	18-16	7-11	NIT

### GEORGIA.....47-74 (.388)

SEASON	OVERALL	CONF.	POST
2018-19	11-21	2-16	
2019-20	16-16	5-13	
2020-21	14-12	7-11	
2021-22	6-25	1-17	

### OVERALL:.....403-305 (.569)

\* denotes conference regular-season titles.



## ASSISTANT COACH STEVE McCLAIN

- Sports 29 seasons of collegiate experience, including 18 as head coach at UIC (2015-20) and Wyoming (1998-07).
- On Crean's staff at Indiana from 2010-15, with 2103 Big Ten title and three NAAs.
- Led Hutchinson (Kansas) Community College to the 1994 NJCAA national title.



## ASSISTANT COACH WADE MASON

- Assistant coach for five season at Stephen F. Austin from 2016-21, amassing a 104-46 record during that span including road wins at Duke, LSU and Baylor.
- On staff at Oral Roberts (2012-16) and Oklahoma (2011-12).
- New Orleans native on St. Augustine HS 1995 USA Today national champs.



## ASSISTANT COACH JOHN LINEHAN

- The former NCAA D-I career leader in steals (385) and the 2002 National Defensive Player of the Year at Providence.
- Played professionally for 12 seasons, primarily in France.
- Spent time on staffs at Temple, Drexel and Brown before joining the Bulldogs in 2019.



## DIR. OF PLAYER DEVELOPMENT BRIAN FISH

- More than three decades of coaching experience at Montana State (head coach from 2014-19) and on staffs at Oregon, Creighton, San Diego, TCU, Kansas State and Marshall.
- In 2009, named to Indiana Basketball Hall of Fame silver anniversary team.



## DIR. OF RECRUITING & OPERATIONS J.D. POWELL

- Arrived with 22 seasons of experience, almost exclusively in Charleston at College of Charleston (2014-21), The Citadel from 2010-14 and Charleston Southern from 2004-10.
- Helped Charleston go from winning nine games in 2014-15 to 92 Ws over the next four seasons, including an NCAA bid in 2018.



## ASSOC. TO THE H.C./DIR. OF STRATEGY DAVID GALE

- Coached pro teams in Germany (2018-20) and Lithuania (2020-21) for three seasons before joining UGA staff.
- Worked within NBA for 11 seasons from 2007-18 – Clippers from 2007-11, Raptors from 2011-17 and 76ers ing 2017-18.
- Helped lead Raptors 905 to 45-12 overall record and the 2017 D-League title.



## STRENGTH & CONDITIONING SEAN HAYES

- 11th season at UGA after working for the Buffalo Bills from 06-10.
- One of two SEC MBB S&C leaders with Master of Strength & Conditioning honors from Collegiate S&C Coaches Association.



## ATHLETIC TRAINER LANCE SCHUEMANN

- In fourth season at UGA after working five seasons at Wyoming.
- A student athletic trainer for Florida 2007 NCAA Champion team.
- Tabbed "best beard in SEC basketball" by UGA SID office.

## ▶ GEORGIA'S ALL-TIME SEC TOURNAMENT RESULTS

**1933 – ATLANTA (7 SEED)**

2/24 1st L Tulane 46, Georgia 22

**1934 – ATLANTA (9 SEED)**2/23 1st W Georgia 33, Georgia Tech 19  
2/24 QF L Vanderbilt 46, Georgia 29**1936 – KNOXVILLE (10 SEED)**

2/28 1st L Auburn 43, Georgia 26

**1937 – KNOXVILLE (6 SEED)**

2/26 1st L Tennessee 35, Georgia 11

**1938 – BATON ROUGE (9 SEED)**

3/3 1st L Tulane 47, Georgia 36

**1939 – KNOXVILLE (2 SEED)**

3/2 QF L LSU 50, Georgia 28

**1940 – KNOXVILLE (3 SEED)**2/28 1st W Georgia 48, Auburn 41  
2/29 QF W Georgia 45, Ole Miss 28  
3/1 SF W Georgia 30, Alabama 28  
3/2 F L Kentucky 51, Georgia 43**1941 – LOUISVILLE (9 SEED)**

2/28 QF L Tennessee 41, Georgia 39

**1942 – LOUISVILLE (7 SEED)**

2/26 1st L Tennessee 62, Georgia 50

**1943 – LOUISVILLE (10 SEED)**2/25 1st W Georgia 36, Ole Miss 27  
2/26 QF L Kentucky 59, Georgia 30**1944 – LOUISVILLE (3 SEED)**

2/24 1st L Kentucky 57, Georgia 29

**1945 – LOUISVILLE (11 SEED)**

2/28 1st L Ga.Tech 68, Georgia 49

**1946 – LOUISVILLE (6 SEED)**2/28 1st W Georgia 36, Ga. Tech 30  
3/1 QF W Georgia 45, Mississippi State 44  
3/2 SF L LSU 60, Georgia 41**1947 – LOUISVILLE (10 SEED)**

2/27 1st L Tennessee 58, Georgia 45

**1948 – LOUISVILLE (6 SEED)**

3/5 QF L Ga. Tech 60, Georgia 57

**1949 – LOUISVILLE (8 SEED)**

3/4 QF L Tulane 92, Georgia 62

**1950 – LOUISVILLE (6 SEED)**3/2 1st W Georgia 59, Ole Miss 58  
3/3 QF W Georgia 52, Alabama 51 (OT)  
3/4 SF L Kentucky 79, Georgia 63**1951 – LOUISVILLE (7 SEED)**

3/1 QF L Vanderbilt 70, Georgia 60

**1952 – LOUISVILLE (11 SEED)**

2/28 1st L Vanderbilt 61, Georgia 49

**1979 – BIRMINGHAM (7 SEED)**2/28 1st W Georgia 75, Mississippi State 72  
3/1 QF L Auburn 95, Georgia 91 (4OT)**1980 – BIRMINGHAM (8 SEED)**

2/27 1st L Auburn 79, Georgia 71

**1981 – BIRMINGHAM (5 SEED)**3/4 QF W Georgia 88, Alabama 80  
3/5 SF W Georgia 68, LSU 60  
3/6 F L Ole Miss 66, Georgia 62**1982 – LEXINGTON (6 SEED)**

3/6 QF L Alabama 85, Georgia 74

**CHAMPIONS****1983 – BIRMINGHAM (6 SEED)**3/11 QF W Georgia 69, Ole Miss 55  
3/12 SF W Georgia 79, Tennessee 60  
3/13 F W Georgia 86, Alabama 71**1984 – NASHVILLE (8 SEED)**3/7 QF W Georgia 52, Mississippi State 49  
3/8 SF L Kentucky 92, Georgia 79**1985 – BIRMINGHAM (2 SEED)**3/7 QF W Georgia 67, Tennessee 61  
3/8 SF L Alabama 74, Georgia 53**1986 – LEXINGTON (6 SEED)**

3/6 QF L Alabama 79, Georgia 59

**1987 – ATLANTA (3 SEED)**3/6 QF W Georgia 65, Ole Miss 63  
3/7 SF L LSU 89, Georgia 88 (2OT)**1988 – BATON ROUGE (7 SEED)**3/10 1st W Georgia 64, Mississippi State 43  
3/11 QF W Georgia 65, Auburn 60  
3/12 SF W Georgia 72, Florida 70  
3/13 F L Kentucky 62, Georgia 57**1989 – KNOXVILLE (9 SEED)**3/9 1st W Georgia 83, Mississippi State 68  
3/10 QF L Florida 62, Georgia 61**1990 – ORLANDO (1 SEED)**

3/9 QF L Vanderbilt 78, Georgia 74 (OT)

**1991 – NASHVILLE (5 SEED)**3/8 QF W Georgia 80, Vanderbilt 72  
3/9 SF L Tennessee 85, Georgia 65**1992 – BIRMINGHAM (4 SEED)**3/12 1st W Georgia 85, Ole Miss 66  
3/13 QF L Arkansas 73, Georgia 60**1993 – LEXINGTON (E4 SEED)**3/11 1st W Georgia 87, Mississippi State 56  
3/12 QF L Arkansas 65, Georgia 60**1994 – MEMPHIS (E4 SEED)**3/10 1st W Georgia 83, LSU 70  
3/11 QF L Arkansas 95, Georgia 83**1995 – ATLANTA (E4 SEED)**

3/10 QF L Alabama 68, Georgia 57

**1996 – NEW ORLEANS (E2 SEED)**3/8 QF W Georgia 74, Tennessee 63  
3/9 F L Mississippi State 86, Georgia 68**1997 – MEMPHIS (E3 SEED)**3/6 1st W Georgia 75, LSU 54  
3/7 QF W Georgia 65, Arkansas 63  
3/8 SF W Georgia 78, South Carolina 63  
3/9 F L Kentucky 95, Georgia 68**1998 – ATLANTA (E4 SEED)**3/5 1st W Georgia 79, Mississippi State 76  
3/6 QF L Ole Miss 72, Georgia 67**1999 – ATLANTA (E4 SEED)**

3/4 1st L Alabama 65, Georgia 58

**2000 – ATLANTA (E6 SEED)**

3/9 1st L Arkansas 71, Georgia 64

**2001 – NASHVILLE (E3 SEED)**

3/8 1st L LSU 63, Georgia 62

**2002 – ATLANTA (E1 SEED)**

3/8 QF L LSU 78, Georgia 76

**2003 – NEW ORLEANS**

Georgia did not participate

**2004 – ATLANTA (E5 SEED)**3/11 1st W Georgia 73, Auburn 59  
3/12 QF L Kentucky 69, Georgia 60**2005 – ATLANTA (E6 SEED)**

3/10 1st L Mississippi State 76, Georgia 65

**2006 – NASHVILLE (E6 SEED)**

3/9 1st L Arkansas 80, Georgia 67

**2007 – ATLANTA (E5 SEED)**3/8 1st W Georgia 80, Auburn 65  
3/9 QF L Florida 74, Georgia 57**CHAMPIONS****2008 – ATLANTA (E6 SEED)**3/13 1st W Georgia 97, Ole Miss 95 (OT)  
3/15 QF W Georgia 60, Kentucky 56 (OT)  
3/15 SF W Georgia 64, Mississippi State 60  
3/16 F W Georgia 66, Arkansas 57**2009 – TAMPA (E6 SEED)**

3/12 1st L Mississippi State 79, Georgia 60

**2010 – NASHVILLE (E6 SEED)**3/11 1st W Georgia 77, Arkansas 64  
3/12 QF L Vanderbilt 78, Georgia 66**2011 – ATLANTA (E4 SEED)**3/10 1st W Georgia 69, Auburn 51  
3/11 QF L Alabama 65, Georgia 59 (OT)**2012 – NEW ORLEANS (11 SEED)**3/8 1st W Georgia 71, Mississippi State 61  
3/9 QF L Vanderbilt 63, Georgia 41**2013 – NASHVILLE (8 SEED)**

3/14 2nd L LSU 68, Georgia 63

**2014 – ATLANTA (3 SEED)**3/14 QF W Georgia 75, Ole Miss 73  
3/15 SF L Kentucky 70, Georgia 58**2015 – NASHVILLE (3 SEED)**3/13 QF W Georgia 74, South Carolina 62  
3/14 SF L Arkansas 60, Georgia 49**2016 – NASHVILLE (6 SEED)**3/10 2nd W Georgia 79, Mississippi State 69  
3/11 QF W Georgia 65, South Carolina 64  
3/12 SF L Kentucky 93, Georgia 80**2017 – NASHVILLE (8 SEED)**3/9 2nd W Georgia 59, Tennessee 57  
3/10 QF L Kentucky 71, Georgia 60**2018 – ST. LOUIS (11 SEED)**3/7 1st W Georgia 78, Vanderbilt 62  
3/8 2nd W Georgia 62, Missouri 60  
3/9 QF L Kentucky 62, Georgia 49**2019 – NASHVILLE (13 SEED)**

3/13 1st L Missouri 71, Georgia 61

**2020 – NASHVILLE (13 SEED)**3/11 1st W Georgia 81, Ole Miss 63  
3/12 2nd vs. Florida – canceled**2021 – NASHVILLE (10 SEED)**

3/11 1st L Missouri 73, Georgia 70



**► 2021-22 OVERALL STATISTICS (6-25) (HOME: 6-13; ROAD: 0-10; NEUTRAL: 0-2)**

NO. PLAYER	G-GS	MP-Avg.	FG-FGA	Pct.	3FG-FGA	Pct.	FT-FTA	Pct.	OR	DR	Tot.-Avg.	PF-DQ	A	TO	B	S	Pts.-Avg
03 Kario Oquendo	30-30	882-29.4	160-350	.457	37-132	.280	104-146	.712	27	102	129-4.3	62-0	25	73	14	36	461-15.4
23 Braelen Bridges	31-31	887-28.6	156-243	.642	0-0	.000	86-118	.729	56	112	168-5.4	68-2	58	79	12	10	398-12.8
00 Jailyn Ingram	9-9	245-27.2	36-73	.493	6-23	.261	18-20	.900	8	46	54-6.0	25-2	19	25	2	7	96-10.7
10 Aaron Cook	30-30	964-32.1	117-301	.389	30-105	.286	53-76	.697	6	70	76-2.5	58-1	161	89	7	39	317-10.6
20 Noah Baumann	30-20	666-22.2	77-183	.421	58-143	.406	28-35	.800	6	99	105-3.5	37-0	29	22	6	8	240-8.0
01 Jabri Abdur-Rahim	31-3	582-18.8	62-168	.369	32-96	.333	64-84	.762	30	69	99-3.2	56-2	14	33	10	12	220-7.1
05 Christian Wright	31-10	681-22.0	44-128	.344	9-34	.265	68-79	.861	21	50	71-2.3	44-1	63	47	5	20	165-5.3
11 Jaxon Etter	30-21	765-25.5	51-118	.432	18-43	.419	35-48	.729	25	65	90-3.0	73-1	45	34	5	19	155-5.2
15 Dalen Ridgnal	27-1	278-10.3	25-67	.373	13-42	.310	12-17	.706	14	64	78-2.9	26-0	10	7	5	4	75-2.8
04 Tyron McMillan	20-0	160-8.0	12-27	.444	0-1	.000	12-18	.667	10	18	28-1.4	10-0	3	8	1	2	36-1.8
02 Cam McDowell	6-0	41-6.8	3-8	.375	0-1	.000	1-2	.500	0	3	3-0.5	5-0	7	2	0	2	7-1.2
12 Josh Taylor	10-0	39-3.9	5-8	.625	0-0	.000	1-2	.500	2	5	7-0.7	3-0	0	3	0	2	11-1.1
35 Tyrone Baker	3-0	10-3.3	1-4	.250	0-1	.000	0-1	.000	2	0	2-0.7	2-0	0	0	1	1	2-0.7
TM TEAM										59	46	105-3.4			25		
Total	31		749-1678	.446	203-621	.327	482-646	.746	266	749	1015-32.7	469-9	434	447	68	162	2183-70.4
Opponents	31		910-1922	.473	269-776	.347	337-470	.717	323	750	1073-34.6	547-11	513	342	154	246	2426-78.3

BY PERIOD	1st	2nd	1OT	2OT	Total	DEADBALL REBOUNDSTOTAL
Georgia	1052	1131	-	-	2183	Georgia 81
Opponents	1199	1227	-	-	2426	Opponents 69

**TEAM STATISTICS**

	UGA	OPP
SCORING	2183	2426
Points per game	70.4	78.3
Scoring margin	-7.8	-
FIELD GOALS-ATT	749-1678	910-1922
Field goal pct	.446	.473
3 POINT FG-ATT	203-621	269-776
3-point FG pct	.327	.347
3-pt FG made per game	6.5	8.7
FREE THROWS-ATT	482-646	337-470
Free throw pct	.746	.717
F-Throws made per game	15.5	10.9
REBOUNDS	1015	1073
Rebounds per game	32.7	34.6
Rebounding margin	-1.9	-
ASSISTS	434	513
Assists per game	14.0	16.5
TURNOVERS	447	342
Turnovers per game	14.4	11.0
Turnover margin	-3.4	-
Assist/turnover ratio	1.0	1.5
STEALS	162	246
Steals per game	5.2	7.9
BLOCKS	68	154
Blocks per game	2.2	5.0
ATTENDANCE	132557	87054
Home games-Avg/Game	19-6977	10-8705

**▶ 2021-22 GAME-BY-GAME TEAM STATISTICS**

Game	FGs	Pct.	3FGs	Pct.	FTs	Pct.	O+D=T Reb.	A	TO	BL	ST	PF	(1/2/OT) PTS	In Paint	Off T/O	2nd Ch.	Bench Pts.
FIU	20-59	.339	9-27	.333	2-4	.500	11+25=36	12	16	6	9	17	27+24=51	22	15	2	20
Georgia	20-57	.351	3-15	.200	15-21	.714	17+29=46	13	15	2	9	9	22+36=58	30	16	17	22
Cincinnati	28-70	.400	4-20	.200	13-20	.650	17+23=40	15	7	5	8	9	36+38=72	48	19	14	28
Georgia	26-54	.481	7-14	.500	9-14	.643	5+26=31	18	13	5	3	18	26+42=68	38	9	5	12
S.C. State	24-55	.436	7-19	.368	5-6	.833	6+27=33	11	18	3	4	19	35+25=60	22	7	5	17
Georgia	28-61	.459	7-22	.318	13-21	.619	10+26=36	16	10	2	13	11	45+31=76	40	22	5	11
Ga. Tech	34-56	.607	8-15	.533	12-17	.706	10+25=35	17	15	4	8	24	41+47=88	42	17	8	16
Georgia	29-57	.509	8-17	.471	12-24	.500	11+15=26	16	14	1	4	19	36+42=78	42	14	9	23
Virginia	21-53	.396	5-20	.250	18-25	.720	6+23=29	10	4	7	7	16	31+34=65	22	14	6	9
Georgia	20-54	.370	3-21	.143	12-15	.800	13+29=42	12	16	1	3	20	34+21=55	28	8	12	14
Northwestern	28-64	.438	9-28	.321	13-13	1.000	8+30=38	20	10	0	9	18	43+35=78	34	19	10	27
Georgia	21-55	.382	5-24	.208	15-23	.652	8+26=34	11	14	5	4	16	23+39=62	32	9	8	15
Wofford	23-59	.390	7-29	.241	15-17	.882	9+20=29	13	8	1	8	15	32+36=68	32	22	2	11
Georgia	25-46	.543	6-17	.353	9-12	.750	4+28=32	14	19	4	4	21	33+32=65	32	14	6	28
Memphis	29-63	.460	7-20	.350	14-17	.824	14+20=34	15	11	5	9	24	34+45=79	38	16	16	18
Georgia	24-50	.480	7-20	.350	27-35	.771	11+21=32	11	13	2	3	15	32+50=82	32	18	12	17
Jacksonville	21-62	.339	5-18	.278	11-15	.733	14+24=38	15	17	0	6	19	24+34=58	26	9	9	31
Georgia	23-47	.489	5-20	.250	19-24	.750	3+27=30	14	16	3	10	11	32+37=69	28	15	2	22
George Mason	28-54	.519	11-26	.423	13-18	.722	1+30=31	23	9	4	7	17	38+42=80	32	8	2	10
Georgia	20-59	.339	9-29	.310	18-23	.783	11+27=38	13	12	1	4	18	30+37=67	22	11	7	24
Western Carolina	31-74	.419	12-46	.261	5-11	.455	11+27=38	16	6	7	3	19	33+46=79	38	8	12	39
Georgia	29-65	.446	9-26	.346	18-24	.750	12+36=48	20	9	4	2	7	35+50=85	40	10	11	19
ETSU	34-64	.531	13-25	.520	5-18	.278	9+23=32	13	8	0	7	20	48+38=86	30	21	7	15
Georgia	25-58	.483	14-34	.412	14-18	.778	9+30=39	18	13	3	5	16	39+45=84	22	9	4	17
Gardner-Webb	29-59	.492	7-22	.318	12-12	1.000	9+26=35	16	13	4	6	16	44+33=77	40	17	12	20
Georgia	22-59	.373	3-19	.158	13-20	.650	13+21=34	11	13	3	5	16	31+29=60	34	12	4	8
Texas A&M	30-60	.500	11-23	.478	10-14	.714	13+18=31	13	14	5	12	15	46+35=81	30	25	15	23
Georgia	29-56	.518	7-20	.350	14-16	.875	10+18=28	15	16	5	7	9	34+45=79	40	12	11	14
Kentucky	40-70	.571	6-15	.400	6-7	.857	8+23=31	23	7	3	6	16	40+52=92	46	17	15	21
Georgia	25-51	.490	8-17	.471	19-21	.905	3+22=25	12	13	2	3	10	37+40=77	26	7	6	11
Mississippi St.	37-70	.529	5-18	.278	9-15	.600	12+23=35	21	8	10	9	18	35+53=88	58	20	22	31
Georgia	23-55	.418	6-20	.300	20-25	.800	12+25=37	8	15	2	4	14	36+36=72	28	12	16	17
Vanderbilt	27-56	.482	9-30	.300	10-19	.526	7+21=28	17	9	4	8	13	28+45=73	32	25	7	15
Georgia	26-56	.448	6-20	.300	8-10	.800	11+27=38	15	17	2	2	16	36+30=66	38	8	8	13
Auburn	33-72	.458	10-36	.278	7-9	.778	16+25=41	20	8	10	11	18	52+31=83	38	18	31	21
Georgia	21-50	.420	5-13	.385	13-18	.722	8+23=31	11	18	2	4	12	27+33=60	28	12	12	9
South Carolina	27-60	.450	8-29	.276	21-26	.808	9+28=37	17	11	7	9	24	36+47=83	30	16	6	29
Georgia	18-46	.391	5-20	.250	25-30	.833	5+26=31	11	18	1	3	24	42+24=66	26	8	0	28
Alabama	27-62	.435	9-34	.265	13-20	.650	16+25=41	18	19	7	9	23	42+34=76	36	14	17	18
Georgia	25-56	.446	8-23	.348	24-30	.800	9+23=32	16	14	1	5	20	36+46=82	32	23	13	29
Vanderbilt	28-55	.509	12-23	.522	17-28	.607	6+23=29	17	8	4	5	21	46+39=85	24	17	6	16
Georgia	28-54	.519	4-17	.235	17-21	.810	5+27=32	17	13	0	3	23	36+41=77	44	13	4	11
Arkansas	40-71	.563	15-28	.536	4-7	.571	7+28=35	23	13	5	11	17	53+46=99	48	26	11	21
Georgia	24-53	.453	8-17	.471	17-26	.654	6+26=32	16	19	3	8	14	46+26=73	30	20	6	26
Auburn	27-68	.397	6-26	.231	14-18	.778	18+28=46	10	14	9	8	20	42+32=74	40	10	20	10
Georgia	24-59	.407	4-14	.286	20-29	.690	11+24=35	16	10	3	10	13	30+42=72	40	9	8	2
Florida	26-57	.456	12-35	.343	8-13	.615	8+25=33	13	11	6	7	16	38+34=72	22	16	10	31
Georgia	21-56	.375	5-25	.200	16-20	.800	13+25=38	10	14	0	8	15	30+33=63	30	14	15	10
South Carolina	32-62	.519	8-20	.400	8-11	.727	12+29=41	21	15	7	7	16	42+38=80	38	17	18	26
Georgia	24-57	.421	7-22	.318	13-18	.722	7+20=27	17	14	2	6	16	38+30=68	32	22	6	14
LSU	34-69	.493	7-23	.304	9-14	.643	17+19=36	15	15	3	16	18	38+46=84	52	31	23	42
Georgia	20-45	.444	8-23	.348	17-19	.895	6+21=27	10	26	1	7	13	22+43=65	20	16	8	20
Ole Miss	33-59	.559	9-21	.429	10-11	.909	6+20=26	18	7	6	8	16	42+43=85	32	20	9	12
Georgia	24-50	.480	3-10	.300	17-21	.810	7+20=27	18	13	2	3	13	38+30=68	40	7	8	20
Texas A&M	32-57	.561	8-23	.348	19-25	.760	7+15=22	21	9	3	12	16	48+43=91	46	25	5	25
Georgia	27-45	.600	13-24	.542	10-11	.909	2+22=24	20	20	2	4	19	37+40=77	24	14	0	25
Florida	31-60	.517	14-31	.452	8-10	.800	8+21=29	20	6	6	4	13	41+43=84	26	19	9	13
Georgia	27-58	.466	9-23	.391	9-11	.818	11+20=31	14	10	1	2	11	34+38=72	36	8	14	14
Tennessee	27-61	.443	8-25	.320	13-15	.867	12+27=39	14	12	7	9	14	35+40=75	32	14	12	19
Georgia	26-58	.448	7-23	.304	9-13	.692	7+21=28	17	12	2	7	13	35+33=68	38	12	13	13
Missouri	29-59	.492	8-21	.381	13-15	.867	14+29=43	16	14	7	3	21	30+49=79	40	8	19	21
Georgia	22-49	.449	4-12	.333	21-33	.636	6+18=24	4	8	1	7	17	39+30=69	34	22	9	3



**► 2021-22 SEC ONLY STATISTICS (1-17) (HOME: 1-8; ROAD: 0-9)**

NO. PLAYER	G-GS	MP-Avg.	FG-FGA	Pct.	3FG-FGA	Pct.	FT-FTA	Pct.	OR	DR	TOT.-Avg.	PF-DQ	A	TO	B	S	Pts.-Avg
03 Kario Oquendo	17-17	533-31.4	104-226	.460	26-84	.310	77-103	.748	14	66	80-4.7	37-0	14	46	4	20	311-18.3
23 Braelen Bridges	18-18	544-30.2	93-147	.633	0-0	.000	45-58	.776	33	59	92-5.1	41-1	44	52	6	5	231-12.8
10 Aaron Cook	18-18	575-31.9	70-178	.393	14-54	.259	36-49	.735	1	40	41-2.3	40-1	79	50	4	21	190-10.6
20 Noah Baumann	18-13	451-25.1	50-123	.407	37-97	.381	21-26	.808	2	64	66-3.7	28-0	19	18	2	6	158-8.8
01 Jabri Abdur-Rahim	18-0	334-18.6	33-89	.371	15-45	.333	43-54	.796	22	40	62-3.4	33-2	10	21	6	9	124-6.9
11 Jaxon Etter	18-18	477-26.5	33-71	.465	14-26	.538	13-18	.722	16	37	53-2.9	43-1	25	21	4	14	93-5.2
05 Christian Wright	18-5	379-21.1	21-59	.356	3-12	.250	42-46	.913	10	28	38-2.1	20-0	43	32	1	10	87-4.8
15 Dalen RidgnaI	15-1	190-12.7	18-43	.419	8-25	.320	6-9	.667	10	36	46-3.1	21-0	8	6	4	4	50-3.3
04 Tyron McMillan	8-0	58-7.3	6-10	.600	0-0	.000	5-8	.625	1	5	6-0.8	3-0	0	3	1	1	17-2.1
02 Cam McDowell	5-0	27-5.4	3-5	.600	0-0	.000	0-0	.000	0	1	1-0.2	3-0	5	1	0	1	6-1.2
12 Josh Taylor	7-0	32-4.6	3-5	.600	0-0	.000	1-1	1.000	1	4	5-0.7	3-0	0	3	0	2	7-1.0
TM TEAM										29	28	57-3.2			17		
<b>Total</b>	<b>18</b>		<b>434-956</b>	<b>.454</b>	<b>117-343</b>	<b>.341</b>	<b>289-372</b>	<b>.777</b>	<b>139</b>	<b>408</b>	<b>547-30.4</b>	<b>272-5</b>	<b>247</b>	<b>270</b>	<b>32</b>	<b>93</b>	<b>1274-70.8</b>
<b>Opponents</b>	<b>18</b>		<b>560-1130</b>	<b>.496</b>	<b>165-461</b>	<b>.358</b>	<b>199-277</b>	<b>.718</b>	<b>198</b>	<b>427</b>	<b>625-34.7</b>	<b>314-2</b>	<b>317</b>	<b>200</b>	<b>109</b>	<b>154</b>	<b>1484-82.4</b>

BY PERIOD	1st	2nd	1OT	2OT	Total	DEADBALL REBOUNDSTOTAL
Georgia	634	640	-	-	1274	Georgia 42
Opponents	734	750	-	-	1484	Opponents 39

**TEAM STATISTICS**

	UGA	OPP
SCORING	1274	1484
Points per game	70.8	82.4
Scoring margin	-11.7	-
FIELD GOALS-ATT	434-956	560-1130
Field goal pct	.454	.496
3 POINT FG-ATT	117-343	165-461
3-point FG pct	.341	.358
3-pt FG made per game	6.5	9.2
FREE THROWS-ATT	289-372	199-277
Free throw pct	.777	.718
F-Throws made per game	16.1	11.1
REBOUNDS	547	625
Rebounds per game	30.4	34.7
Rebounding margin	-4.3	-
ASSISTS	247	317
Assists per game	13.7	17.6
TURNOVERS	270	200
Turnovers per game	15.0	11.1
Turnover margin	-3.9	-
Assist/turnover ratio	0.9	1.6
STEALS	93	154
Steals per game	5.2	8.6
BLOCKS	32	109
Blocks per game	1.8	6.1
ATTENDANCE	65605	76382
Home games-Avg/Game	9-7289	9-8487

**► 2021-22 GAME-BY-GAME RESULTS/SCHEDULE**

DATE	OPPONENT	SCORE	POINTS	REBOUNDS	ASSISTS	BLOCKS	STEALS
10/24	EXH. - at Charlotte	L 65-76	19-Ingram	6-Etter, Ingram	4-Cook	1-Three players	2-Ingram
11/5	EXH. - Morehouse	W 64-49	12-Bridges, Oquendo	11-Ingram	4-Bridges, Ingram	3-Bridges	2-Etter, Wright
11/9	Florida International	W 58-51	10-Cook	8-Bridges	8-Cook	1-Baumann, Oquendo	3-Cook
11/13	at Cincinnati	L 68-73	24-Bridges	8-Bridges	10-Cook	2-Abdur-Rahim, Wright	1-Three Players
11/16	S.C. State	W 76-60	22-Cook	8-Bridges	7-Cook	1-Baker, Oquendo	4-Oquendo
11/19	Ga. Tech	L 78-88	18-Cook	6-Ingram	6 Cook	1-Oquendo	1-Four Players
11/22	& vs. Virginia	L 55-65	14-Bridges	12-Ingram	8-Cook	1-Abdur-Rahim	1-Three Players
11/23	& vs. Northwestern	L 62-78	12-Bridges, Oquendo	9-Ingram	6-Cook	1-Five Players	1-Four Players
11/28	Wofford	L 65-68	20-Abdur-Rahim	5-McMillan	5-Wright	3-Oquendo	2-Cook
12/1	No. 18/19 Memphis	W 82-79	24-Oquendo	6-Ingram, Wright	3-Three Players	1-Bridges, Oquendo	2-Oquendo
12/7	Jacksonville	W 69-58	14-Bridges	6-Oquendo	5-Cook	1-Three Players	3-Oquendo
12/18	George Mason	L 67-80	13-Bridges	7-Bridges, Ridgnal	5-Cook	1-Bridges	2-Cook
12/20	Western Carolina	W 85-79	21-Oquendo	11-Baumann	12-Cook	2-Baumann	1-Cook, Oquendo
12/22	East Tennessee State	L 84-86	25-Baumann	7-Baumann	6-Cook	1-Three Players	2-Cook, Oquendo
12/29	Gardner-Webb	L 60-77	17-Bridges	7-Bridges	5-Cook	1-Three Players	1-Five Players
1/4	* Texas A&M	L 79-81	21-Oquendo	7-Bridges	6-Cook	1-Five Players	3-Cook
1/8	* at 16/13 Kentucky	L 77-92	22-Oquendo	7-Oquendo	5-Cook	1-Abdur-Rahim, Oquendo	1-Three Players
1/12	* at Mississippi State	L 72-88	28-Oquendo	7-Bridges	4-Cook	1-Baumann, Cook	2-Oquendo, Taylor
1/15	* Vanderbilt	L 66-73	16-Etter	7-Baumann	4-Cook	1-Abdur-Rahim, Wright	1-Cook, Etter
1/19	* at 2/2 Auburn	L 60-83	16-Wright	7-Ridgnal	6-Bridges	1-Abdur-Rahim, Bridges	1-Four Players
1/22	* at South Carolina	L 66-83	20-Bridges	5-Abdur-Rahim, Bridges	7-Cook	1-Cook	1-Three Players
1/25	* Alabama	W 82-76	15-Cook	7-Oquendo	4-Cook	1-Bridges	1-Five Players
1/29	* at Vanderbilt	L 77-85	18-Cook	9-Baumann	4-Cook	0	2-Etter
2/2	* Arkansas	L 73-99	17-Oquendo	7-Baumann	6-Cook	1-Three Players	2-Bridges, Cook
2/5	* 1/1 Auburn	L 72-74	25-Oquendo	7-Bridges	9-Cook	2-Etter	4-Oquendo
2/9	* at Florida	L 63-72	22-Oquendo	8-Oquendo	3-Bridges	0	4-Oquendo
2/12	* South Carolina	L 68-80	18-Oquendo	5-Bridges, Cook	6-Cook	2-Bridges	2-Abdur-Rahim
2/16	* at LSU	L 65-84	26-Oquendo	5-Oquendo	3-Wright	1-Oquendo	2-Wright
2/19	* Ole Miss	L 68-85	17-Bridges	6-Baumann	5-Bridges	1-Bridges, Ridgnal	1-Three Players
2/22	* at Texas A&M	L 77-91	33-Oquendo	7-Oquendo	7-Cook	1-McMillan, Oquendo	2-Wright
2/26	* Florida	L 72-84	20-Oquendo	7-Bridges	4-Cook, Wright	1-Ridgnal	1-Oquendo, Ridgnal
3/1	* 13/13 Tennessee	L 68-75	17-Cook	5-Etter	5-Wright	2-Etter	3-Cook
3/5	* at Missouri	L 69-79	19-Bridges	5-Bridges	1-Four Players	1-Ridgnal	3-Cook
3/9	% vs. Vanderbilt	8:00					

&amp; Legends Classic (Prudential Center in Newark, N.J.)

\* SEC games

% SEC Tournament (Amalie Arena in Tampa, Fla.)



## ► 2021-22 INDIVIDUAL SINGLE-GAME SUPERLATIVES

GEORGIA	CATEGORY	OPPONENT
33 Kario Oquendo vs. Texas A&M-2	POINTS	37 Michael DeVoe (Ga. Tech)
12 Jailyn Ingram vs. Virginia	REBOUNDS	17 Oscar Tshiebwe (Kentucky)
12 Kario Oquendo vs. Texas A&M-2	FIELD GOALS	14 Michael DeVoe (Ga. Tech)
22 Kario Oquendo vs. Texas A&M-2	FIELD GOAL ATTEMPTS	22 K.D. Johnson (Auburn-2)
.875 Braelen Bridges vs. Vanderbilt-2 (7x8)	FIELD GOAL PERCENTAGE	100.0 Quenton Jackson (Texas A&M-2) (11x11)
7 Noah Baumann vs. ETSU	3-POINT GOALS	7 Myreon Jones (Florida-1)
13 Kario Oquendo vs. Texas A&M-2	3-POINT GOAL ATTEMPTS	12 Boo Buie (Northwestern)
.800 Jaxon Etter vs. Vanderbilt-1 (4x5)	3-POINT GOAL PERCENTAGE	.800 Michael DeVoe (Ga. Tech) (4x5)
.800 Jabri Abdur-Rahim vs. Wofford (4x5)		
10 Jabri Abdur-Rahim vs. Alabama	FREE THROWS	7 Scotty Pippen Jr. (Vanderbilt-2)
10 Christian Wright vs. S. Carolina-1		7 Scotty Pippen Jr. (Vanderbilt-1)
		7 Henry Coleman III (Texas A&M-1)
		7 Lance Terry (Gardner-Webb)
		7 Max Klesmit (Wofford)
15 Kario Oquendo vs. Missouri	FREE THROW ATTEMPTS	10 Scotty Pippen (Vanderbilt-2)
		10 Henry Coleman III (Texas A&M-1)
100.0 Kario Oquendo vs. LSU (7x7), Vanderbilt-2 (7x7), Kentucky (7x7), W. Carolina (7x7)	FREE THROW PERCENTAGE	100.0 Lance Terry (Gardner-Webb) (7x7)
100.0 Braelen Bridges (6x6) vs. Auburn-2		100.0 Max Klesmit (Wofford) (7x7)
100.0 Jabri Abdur-Rahim vs. S. Carolina-1 (5x5)		100.0 Ryan Young (Northwestern) (5x5)
100.0 Noah Baumann vs. S. Carolina-1 (5x5)		100.0 Armaan Franklin (Virginia) (6x6)
100.0 Jailyn Ingram vs. Northwestern (5x5)		
12 Aaron Cook vs. W. Carolina	ASSISTS	17 TyTy Washington Jr. (Kentucky)
3 Kario Oquendo vs. Wofford	BLOCKS	6 Walker Kessler (Auburn-1)
		6 Josh Oduro (George Mason)
4 Kario Oquendo vs. Florida-1, Auburn-1, S.C. State	STEALS	6 Quenton Jackson (Texas A&M-2)
39 Aaron Cook vs. Texas A&M-2	MINUTES	39 Oscar Tshiebwe (Kentucky)

## ► 2021-22 TEAM SINGLE-GAME SUPERLATIVES

UGA HIGH	UGA LOW	CATEGORY	OPP HIGH	OPP LOW
85 W. Carolina	55 Virginia	POINTS	99 Arkansas	51 FIU
47 Arkansas	22 LSU, FIU	1ST HALF POINTS	53 Arkansas	24 Jacksonville
50 W. Carolina, Memphis	21 Virginia	2ND HALF POINTS	53 Miss. St.	24 FIU
48 W. Carolina	24 Missouri, Texas A&M-2	REBOUNDS	46 Auburn-2	22 Texas A&M-2
29 Texas A&M-1, W. Carolina, Ga. Tech	18 S. Carolina-1	FGs	40 Arkansas, Kentucky	20 FIU
65 W. Carolina	45 Texas A&M-2, LSU	FGAs	74 W. Carolina	53 Virginia
.600 Texas A&M-2 (27x45)	.339 G. Mason (20x59)	FG Pct.	.607 Ga. Tech (34x56)	.339 Jacksonville (21x62)
14 ETSU	3 Ole Miss, Gardner-Webb, Virginia, FIU	3-FGs	15 Arkansas	4 Cincinnati
34 ETSU	10 Ole Miss	3-FGAs	46 W. Carolina	15 Kentucky, Ga. Tech
.542 Texas A&M-2 (13x24)	.143 Virginia (3x21)	3-FG PCT.	.536 Arkansas (15x28)	.200 Cincinnati (4x20)
27 Memphis	8 Vanderbilt-1	FTs	21 S. Carolina-1	2 FIU
35 Memphis	10 Vanderbilt-1	FTAs	28 Vanderbilt-2	4 FIU
.909 Texas A&M-2 (10x11)	.500 Ga. Tech (12x24)	FT Pct.	100.0 Gardner-Webb (12x12)	.278 ETSU (5x18)
			100.0 Northwestern (13x13)	
20 Texas A&M-2, W. Carolina	4 Missouri	ASSISTS	23 Arkansas, Kentucky, G. Mason	10 Auburn-2, Virginia
26 LSU	8 Missouri	TURNOVERS	19 Alabama	4 Virginia
5 Texas A&M-1, Northwestern, Cincinnati	0 Florida-1, Vanderbilt-2	BLOCKS	10 Auburn-1, Miss. St.	0 ETSU, Jacksonville, Northwestern
13 S.C. State	2 Florida-2, Vanderbilt-1, W. Carolina	STEALS	16 LSU	3 Missouri
24 S. Carolina-1	7 W. Carolina	PERSONAL FOULS	24 S. Carolina-1, Memphis, Ga. Tech	9 Cincinnati

1

### Georgia 58, Florida International 51

11/19/21 • Athens, Ga.

#### FLORIDA INTERNATIONAL (0-1)

Player	FGs	3FGs	FTs	Rb	Pf	Pts	A	T	B	S	MP
Brewer	5-14	2-5	2-2	2	2	14	5	1	0	1	35
Banks	3-4	1-1	0-0	7	3	7	2	4	0	3	31
Lovett	2-10	2-10	0-0	7	2	6	1	5	1	2	31
Brown	2-8	0-2	0-2	4	0	4	0	0	3	1	17
Pinkney	0-0	0-0	0-0	4	5	0	0	1	2	1	12
Jones	5-13	3-5	0-0	3	0	13	3	0	0	1	25
Hawkins	0-0	0-0	0-0	1	0	0	0	1	0	0	4
Smart	2-6	1-2	0-0	2	2	5	1	1	0	0	14
Hart	0-2	0-1	0-0	0	2	0	0	2	0	0	11
Wilcox	1-2	0-1	0-0	3	1	2	0	1	0	0	14
Krivokapic	0-0	0-0	0-0	0	0	0	0	0	0	0	6
TEAM				3							
Totals	20-59	9-27	2-4	36	17	51	12	16	6	9	200

#### GEORGIA (1-0)

Player	FGs	3FGs	FTs	Rb	Pf	Pts	A	T	B	S	MP
Ingram	3-7	0-1	0-0	7	2	6	2	2	0	1	24
Abdur-Rahim	0-5	0-3	2-2	3	1	2	0	3	0	1	16
Oquendo	3-6	0-1	3-7	4	1	9	0	3	1	0	25
Cook	3-12	1-3	3-4	6	0	10	8	4	0	3	34
Bridges	4-8	0-0	1-2	8	1	9	2	1	0	1	31
McMillan	0-1	0-0	2-2	2	0	2	0	1	0	0	2
Wright	3-6	1-1	0-0	3	3	7	0	1	0	1	19
Etter	2-6	1-3	4-4	3	1	9	1	0	0	1	28
Baumann	2-5	0-2	0-0	5	0	4	0	0	1	0	17
Baker	0-1	0-1	0-0	1	0	0	0	0	0	1	4
TEAM				4							
Totals	20-57	3-15	15-21	46	9	58	13	15	2	9	200

Score by Periods	1st	2nd	Tot.	Deadball Rebs.	Tot.
FIU	27	24	51	FIU	1
Georgia	22	36	58	Georgia	1

Officials: Erroll Lewis, K.B. Burdett, Jr., Anthony Jordan. Att.: 6023.

	FIU	UGA
Points in the paint	22	30
Points off turnovers	15	16
2nd chance points	2	17
Bench points	20	22

2

### Cincinnati 73, Georgia 68

11/13/21 • Cincinnati, Ohio

#### GEORGIA (1-1)

Player	FGs	3FGs	FTs	Rb	Pf	Pts	A	T	B	S	MP
Ingram	5-8	1-3	2-2	2	1	13	4	1	1	1	34
Oquendo	0-3	0-0	0-0	3	2	0	0	2	0	0	26
Cook	3-8	1-1	3-6	1	3	10	10	5	0	0	30
Baumann	3-5	3-4	0-0	0	2	9	1	1	0	0	18
Bridges	11-15	0-0	2-4	8	2	24	0	2	0	1	32
Abdur-Rahim	1-4	0-2	2-2	3	2	4	0	0	2	0	18
McMillan	0-0	0-0	0-0	0	0	0	0	0	0	0	2
Wright	1-5	0-1	0-0	1	1	2	0	2	0	1	14
Etter	1-5	1-2	0-0	3	4	3	1	2	0	0	19
Ridgnal	1-1	1-1	0-0	5	1	3	0	0	0	0	7
TEAM				5							
Totals	26-54	7-14	9-14	31	18	68	18	13	5	3	200

#### CINCINNATI (2-0)

Player	FGs	3FGs	FTs	Rb	Pf	Pts	A	T	B	S	MP
Ado	2-2	0-0	0-0	2	1	4	2	2	1	1	15
DeJulius	3-11	1-2	3-5	1	0	10	0	0	0	0	25
Newman	4-11	0-3	1-2	6	1	9	0	0	0	1	27
Adams-Woods	4-10	1-4	2-2	2	1	11	5	1	1	0	28
Davenport	4-8	0-3	3-4	7	1	11	2	1	0	1	26
Saunders	2-9	0-1	0-2	2	1	4	4	1	0	2	23
Koval	1-3	1-2	0-0	7	0	3	0	0	1	0	12
Lakini	4-6	0-1	1-1	2	0	9	2	0	2	1	15
Hensley	0-1	0-1	0-0	0	0	0	0	0	0	0	3
Oguma	2-4	0-0	1-2	5	1	5	0	0	0	0	12
Madsen	2-5	1-3	2-2	3	3	7	0	2	0	1	14
TEAM				3							
Totals	28-70	4-20	13-20	40	9	73	15	7	5	8	200

Score by Periods	1st	2nd	Tot.	Deadball Rebs.	Tot.
Georgia	26	42	68	Georgia	6
Cincinnati	35	38	73	Cincinnati	7

Officials: Wil Howard, Owen Shortt, Terry Wymer. Att.: 10672.

	UGA	UC
Points in the paint	38	48
Points off turnovers	9	19
2nd chance points	2	14
Bench points	12	28

3

### Georgia 76, S.C. State 60

11/16/20 • Athens, Ga.

#### S.C. STATE (0-5)

Player	FGs	3FGs	FTs	Rb	Pf	Pts	A	T	B	S	MP
Jones	4-10	1-2	0-0	2	2	9	2	7	0	1	34
Davis	2-5	0-0	0-0	9	1	4	0	3	2	0	33
Williams	2-5	0-0	1-2	5	3	5	1	1	1	0	27
Croskey	6-11	5-9	2-2	4	3	19	0	3	0	0	34
Madlock	3-8	0-2	0-0	1	4	6	5	2	0	1	23
Lawrence	3-4	1-2	0-0	1	2	7	0	0	0	1	7
Gary	3-8	0-3	0-0	1	2	6	3	0	0	0	21
Oliver-Hampton	0-2	0-1	2-2	7	2	2	0	1	0	1	13
Brown	1-2	0-0	0-0	0	0	2	0	1	0	0	8
TEAM				3							
Totals	24-55	7-19	5-6	33	19	60	11	18	3	4	200

#### GEORGIA (2-1)

Player	FGs	3FGs	FTs	Rb	Pf	Pts	A	T	B	S	MP
Ingram	2-5	0-1	1-2	6	2	5	3	1	0	1	27
Oquendo	7-13	2-5	1-3	4	1	17	1	0	1	4	30
Cook	8-11	3-5	3-4	3	0	22	7	3	0	3	36
Baumann	2-9	2-7	0-0	3	1	6	1	0	0	0	19
Bridges	5-7	0-0	5-8	8	0	15	1	3	0	1	27
Abdur-Rahim	1-7	0-2	0-0	4	1	2	0	2	0	0	19
Wright	1-3	0-1	3-4	1	1	5	1	0	0	3	18
Etter	2-4	0-0	0-0	2	3	4	2	0	0	1	20
Ridgnal	0-1	0-1	0-0	0	0	0	0	0	0	0	2
Baker	0-1	0-0	0-0	1	2	0	0	0	0	1	2
TEAM				4							
Totals	28-61	7-22	13-21	36	11	76	16	10	2	13	200

Score by Periods	1st	2nd	Tot.	Deadball Rebs.	Tot.
S.C. State	35	25	60	S.C. State	0
Georgia	45	31	76	Georgia	4

Officials: Gerry Pollard, Rob Rorke, Joe Lindsay. Att.: 6021.

	SCSU	UGA
Points in the paint	22	40
Points off turnovers	7	22
2nd chance points	5	5
Bench points	17	11

4

### Georgia Tech 88, Georgia 78

11/19/21 • Athens, Ga.

#### GEORGIA TECH (3-1)

Player	FGs	3FGs	FTs	Rb	Pf	Pts	A	T	B	S	MP
Devoe	14-18	4-5	5-6	7	4	37	5	4	0	2	37
Sturdivant	1-4	0-1	2-5	2	0	4	2	1	0	2	15
Usher	9-14	1-3	2-2	4	3	21	2	2	2	1	36
Moore	0-0	0-0	2-2	5	4	2	0	2	0	0	20
Howard	4-8	0-0	0-0	7	5	8	4	1	1	1	26
Gigiberia	0-0	0-0	0-0	1	0	0	0	1	0	0	6
Smith	3-6	1-2	0-0	3	4	7	4	2	0	2	22
Coleman	2-4	1-2	0-0	2	2	5	0	0	0	0	24
Kelly	1-2	1-2	1-2	2	2	4	0	1	1	0	14
TEAM				2							
Totals	34-56	8-15	12-17	35	24	88	17	15	4	8	200

#### GEORGIA (2-2)

Player	FGs	3FGs	FTs	Rb	Pf	Pts	A	T	B	S	MP
Ingram	7-10	0-0	3-3	6	5	17	2	5	0	1	21
Oquendo	3-10	0-4	0-2	1	3	6	3	2	1	1	30
Cook	6-13	4-6	2-4	2	2	18	6	4	0	0	29
Baumann	2-4	1-3	0-0	0	0	5	1	0	0	0	10
Bridges	4-6	0-0	1-3	2	2	9	3	2	0	0	26
Abdur-Rahim	3-3	2-2	2-4	3	3	10	0	0	0	1	22
McMillan	1-3	0-0	0-0	1	0	2	0	0	0	0	5
Wright	2-4	0-0	1-1	3	1	5	1	0	0	0	25
Etter	1-3	1-1	3-7	3	3	6	0	1	0	1	27
Ridgnal	0-1	0-1	0-0	1	0	0	0	0	0	0	5
TEAM				4							
Totals	29-57	8-17	12-24	26	19	78	16	14	1	4	200

Score by Periods	1st	2nd	Tot.	Deadball Rebs.	Tot.
Ga. Tech	41	47	88	Ga. Tech	2
Georgia	36	42	78	Georgia	4

Officials: Tony Greene, Chuck Jones, William Covington. Att.: 9057.

	GT	UGA
Points in the paint	42	42
Points off turnovers	17	14
2nd chance points	8	9
Bench points	16	23

5

### Virginia 65, Georgia 55

11/22/21 • Newark, N.J.

#### VIRGINIA (3-2)

Player	FGs	3FGs	FTs	Rb	Pf	Pts	A	T	B	S	MP
Clark	3-8	2-5	4-4	1	2	12	3	2	0	0	36
Gardner	5-9	0-0	1-2	6	3	11	0	0	0	0	27
Beekman	2-10	0-4	3-4	2	0	7	3	1	0	2	31
Franklin	8-16	1-7	6-6	6	1	23	2	0	1	3	38
Shedrick	0-2	0-0	3-4	7	4	3	0	1	4	1	18
Poindexter	0-0	0-0	0-0	0	0	0	0	0	0	0	3
Caffaro	1-2	0-0	1-3	5	4	3	0	0	1	0	20
Stattmann	0-2	0-1	0-0	1	1	0	1	0	1	0	12
Miličić Jr.	1-2	1-2	0-2	0	1	3	0	0	0	0	10
McCorkle	1-2	1-1	0-0	0	0	3	1	0	0	1	5
TEAM				1							
Totals	21-53	5-20	18-25	29	16	65	10	4	7	7	200



**7**

**Wofford 68,  
Georgia 65**  
11/28/21 • Athens, Ga.

**WOFFORD (5-2)**

Player	FGs	3FGs	FTs	Rb	Pf	Pts	A	T	B	S	MP
Klesmit	5-14	0-7	7-7	3	3	17	1	0	0	0	29
Bigelow	1-8	1-6	0-0	7	2	3	3	1	0	3	23
Larson	3-5	3-5	2-2	3	1	11	3	3	0	0	36
Godwin	5-6	0-0	0-0	2	4	10	1	1	0	2	15
Mack	6-12	1-1	3-5	4	2	16	2	3	0	1	30
L. Turner	1-3	1-3	0-0	2	1	3	2	0	0	0	9
K. Turner	0-0	0-0	0-0	0	0	0	0	0	0	0	2
Safford	1-7	0-4	0-0	3	2	2	0	0	1	1	31
Patterson	1-4	1-3	3-3	3	0	6	1	0	0	1	25
TEAM											2
<b>Totals</b>	<b>23-59</b>	<b>7-29</b>	<b>15-17</b>	<b>29</b>	<b>15</b>	<b>68</b>	<b>13</b>	<b>8</b>	<b>1</b>	<b>8</b>	<b>200</b>

**GEORGIA (2-5)**

Player	FGs	3FGs	FTs	Rb	Pf	Pts	A	T	B	S	MP
Ingram	6-8	1-1	0-0	3	3	13	0	2	0	0	26
Oquendo	5-8	0-3	0-1	3	3	10	1	1	3	1	21
Wright	0-2	0-2	2-2	1	5	2	5	4	0	1	20
Cook	2-10	1-4	0-0	2	2	5	4	5	0	2	30
Bridges	3-4	0-0	1-1	4	2	7	0	3	0	0	21
Abdur-Rahim	6-7	4-5	4-5	4	0	20	0	2	0	0	18
McMillan	1-1	0-0	0-0	5	3	2	0	1	0	0	14
Etter	0-2	0-1	0-0	2	2	0	4	0	0	0	26
Taylor	2-2	0-0	0-1	1	0	4	0	0	0	0	3
Ridginal	0-1	0-0	2-2	4	1	2	0	0	1	0	14
Baumann	0-1	0-1	0-0	1	0	0	0	0	0	0	7
TEAM											1
<b>Totals</b>	<b>25-46</b>	<b>6-17</b>	<b>9-12</b>	<b>32</b>	<b>21</b>	<b>65</b>	<b>14</b>	<b>19</b>	<b>4</b>	<b>4</b>	<b>200</b>

Score by Periods	1st	2nd	Tot.	Deadball Rebs.	Tot.
Wofford	32	36	68	Wofford	
Georgia	33	32	65	Georgia	0

Officials: Courtney Green, Garrick Shannon, Mike Nance. Att.: 6090.

	WC	UGA
Points in the paint	32	32
Points off turnovers	22	13
2nd chance points	3	11
Bench points	11	28

**8**

**Georgia 82,  
No. 18/19 Memphis 79**  
12/1/21 • Athens, Ga.

**MEMPHIS (5-2)**

Player	FGs	3FGs	FTs	Rb	Pf	Pts	A	T	B	S	MP
Bates	5-11	0-3	1-1	2	4	11	1	2	1	0	26
Duren	5-7	0-0	0-0	5	5	10	1	1	3	3	26
Nolley	5-16	2-6	5-7	4	2	17	4	3	0	0	31
Quinones	3-8	3-7	3-4	5	2	12	5	0	0	1	33
Williams	5-10	0-1	1-1	8	5	11	1	2	1	1	29
Timberlake	1-4	0-0	0-0	8	3	2	2	2	0	0	17
Lomax	5-6	2-2	2-2	0	2	14	1	1	0	3	27
Harris	0-1	0-1	2-2	0	1	2	0	0	0	1	5
Minott	0-0	0-0	0-0	0	0	0	0	0	0	0	1
Hardaway	0-0	0-0	0-0	0	0	0	0	0	0	0	5
TEAM											2
<b>Totals</b>	<b>29-63</b>	<b>7-20</b>	<b>14-17</b>	<b>34</b>	<b>24</b>	<b>79</b>	<b>15</b>	<b>11</b>	<b>5</b>	<b>9</b>	<b>200</b>

**GEORGIA (3-5)**

Player	FGs	3FGs	FTs	Rb	Pf	Pts	A	T	B	S	MP
Ingram	3-9	1-3	3-4	6	2	10	3	5	0	0	36
Oquendo	9-13	2-6	4-5	4	0	24	0	2	1	2	36
Wright	5-12	1-2	6-7	6	1	17	3	1	0	1	38
Etter	0-1	0-1	4-4	3	4	4	3	4	0	0	21
Bridges	3-5	0-0	4-6	4	3	10	0	1	1	0	30
Abdur-Rahim	4-8	3-6	4-7	2	1	15	1	0	0	0	23
McMillan	0-0	0-0	0-0	0	2	0	1	0	0	0	8
Ridginal	0-1	0-1	0-0	0	1	0	0	0	0	0	3
Baumann	0-1	0-1	2-2	1	1	2	0	0	0	0	5
TEAM											6
<b>Totals</b>	<b>24-50</b>	<b>7-20</b>	<b>27-35</b>	<b>32</b>	<b>15</b>	<b>82</b>	<b>11</b>	<b>13</b>	<b>2</b>	<b>3</b>	<b>200</b>

Score by Periods	1st	2nd	Tot.	Deadball Rebs.	Tot.
Memphis	34	45	79	Memphis	2
Georgia	32	50	82	Georgia	3

Officials: Michael Roberts, Patrick Evans, Don Daily. Att.: 7147.

	UM	UGA
Points in the paint	38	32
Points off turnovers	16	18
2nd chance points	16	12
Bench points	18	17

**9**

**Georgia 69,  
Jacksonville 58**  
12/7/21 • Athens, Ga.

**JACKSONVILLE (4-3)**

Player	FGs	3FGs	FTs	Rb	Pf	Pts	A	T	B	S	MP
Brown	2-8	0-0	1-2	8	3	5	1	4	0	1	32
Powell	0-3	0-2	2-2	3	0	2	1	1	0	1	17
Davis	2-11	0-1	2-2	3	1	6	0	1	0	0	29
Osifo	4-5	0-0	3-4	5	3	11	0	1	0	0	19
Pridgett	1-6	1-3	0-0	1	0	3	1	1	0	0	20
Bruner	3-8	2-5	0-0	1	2	8	4	2	0	1	18
Nolan	2-9	1-6	0-0	3	2	5	3	2	0	0	21
Marsh	6-10	0-0	3-5	10	4	15	3	4	0	1	28
Davis	1-2	1-1	0-0	4	4	3	2	0	0	2	16
TEAM											1
<b>Totals</b>	<b>21-62</b>	<b>5-18</b>	<b>11-15</b>	<b>38</b>	<b>19</b>	<b>58</b>	<b>15</b>	<b>17</b>	<b>0</b>	<b>6</b>	<b>200</b>

**GEORGIA (2-1)**

Player	FGs	3FGs	FTs	Rb	Pf	Pts	A	T	B	S	MP
Ingram	5-11	0-4	2-2	3	2	12	2	2	1	2	22
Oquendo	2-9	0-3	3-4	6	2	7	2	6	1	3	23
Wright	2-4	1-2	0-0	1	2	5	0	1	0	1	28
Cook	3-5	1-3	2-2	5	1	9	5	4	0	2	36
Bridges	4-4	0-0	6-8	5	2	14	3	0	1	1	25
Abdur-Rahim	3-5	2-4	2-2	1	1	10	1	0	0	1	17
McMillan	0-0	0-0	1-2	1	0	1	0	0	0	0	6
Etter	3-4	0-1	2-2	3	1	8	0	2	0	0	25
Taylor	0-1	0-0	0-0	1	0	0	0	0	0	0	2
Ridginal	0-1	0-1	0-2	1	0	0	1	0	0	0	4
Baumann	1-3	1-2	0-0	2	0	3	0	0	0	0	12
TEAM											1
<b>Totals</b>	<b>23-47</b>	<b>5-20</b>	<b>18-24</b>	<b>30</b>	<b>11</b>	<b>69</b>	<b>14</b>	<b>16</b>	<b>3</b>	<b>10</b>	<b>200</b>

Score by Periods	1st	2nd	Tot.	Deadball Rebs.	Tot.
Jacksonville	24	34	58	Jacksonville	4
Georgia	32	37	69	Georgia	3

Officials: Todd Austin, Bart Lenox, Terry Wymer. Att.: 6017.

	JU	UGA
Points in the paint	26	28
Points off turnovers	9	15
2nd chance points	9	2
Bench points	31	22

**10**

**George Mason 80,  
Georgia 67**  
12/18/21 • Athens, Ga.

**GEORGE MASON (6-5)**

Player	FGs	3FGs	FTs	Rb	Pf	Pts	A	T	B	S	MP
Cooper	4-9	2-5	0-0	2	2	10	6	1	0	0	33
Johnson	0-3	0-2	6-8	7	3	6	9	3	0	0	33
Gaines	5-7	2-4	1-2	3	5	13	1	1	0	1	19
Odoro	7-14	0-1	6-8	11	3	20	2	1	6	0	35
Schwartz	8-14	5-10	0-0	5	2	21	3	2	0	2	38
Polite	2-2	0-0	0-0	1	1	4	1	0	0	0	15
Frazier	0-1	0-1	0-0	2	0	0	0	1	0	0	5
Hartwell	2-3	2-3	0-0	0	0	6	1	0	0	1	15
Jones	0-0	0-0	0-0	0	0	0	0	0	1	0	2
Henry	0-1	0-0	0-0	0	1	0	0	0	0	0	5
TEAM											5
<b>Totals</b>	<b>28-54</b>	<b>11-26</b>	<b>13-18</b>	<b>31</b>	<b>17</b>	<b>80</b>	<b>23</b>	<b>9</b>	<b>7</b>	<b>4</b>	<b>200</b>

**GEORGIA (4-6)**

Player	FGs	3FGs	FTs	Rb	Pf	Pts	A	T	B	S	MP
Oquendo	3-12	0-4	2-3	5	3	8	0	2	0	0	28
Wright	1-7	0-2	5-6	4	4	7	0	1	0	0	21
Cook	2-10	0-4	0-0	1	2	4	5	1	0	2	33
Baumann	3-6	3-5	2-3	3	1	11	1	0	0	1	21
Bridges	3-4	0-0	7-9	7	3	13	3	4	1	0	29
Abdur-Rahim	3-9	3-9	0-0	1	2	9	1	2	0	0	22
McMillan	0-0	0-0	0-0	0	0	0	0	0	0	0	7
Etter	3-5	1-2	2-2	5	2	9	3	2	0	1	22
Ridginal	2-6	2-3	0-0	7	1	6	0	0	0	0	17
TEAM											5
<b>Totals</b>	<b>20-59</b>	<b>9-29</b>	<b>18-23</b>	<b>38</b>	<b>18</b>	<b>67</b>	<b>13</b>	<b>12</b>	<b>1</b>	<b>4</b>	<b>200</b>

Score by Periods	1st	2nd	Tot.	Deadball Rebs.	Tot.
G. Mason	38	42	80	G. Mason	3
Georgia	30	37	67	Georgia	3

Officials: Gerald Williams, Wil Howard, Don Daily. Att.: 6432.

	GMU	UGA
Points in the paint	32	22
Points off turnovers	8	11
2nd chance points	2	7
Bench points	10	24

**11**

**Georgia 85,  
Western Carolina 79**  
12/20/21 • Athens, Ga.

**WESTERN CAROLINA (6-6)**

Player	FGs	3FGs	FTs	Rb	Pf	Pts	A	T	B	S	MP
Woolbright	6-10	0-0	0-2	4	2	12	3	2	0	0	21
Harris	1-6	1-5	0-0	8	2	3	1	0	1	2	30
Bacote	0-7	0-6	0-0	2	1	0	3	1	0	0	24
Robinson	5-14	2-11	2-3	7	3	14	2	1	0	1	33
Petrakis	4-7	3-6	0-0	3	3	11	1	0	1	0	22
McCray	7-12	3-8	3-3	8	5	20	5	2	0	2	30
Massey	0-0	0-0	0-0	0	0	0	0	0	0	0	2
Price	5-9	3-5	0-3	0	0	13	0	0	0	0	16
Gilmore	3-3	0-0	0-0	2	3	6	0	0	1	1	10
Banks	0-6	0-5	0-0	2	0	0	1	0	0	1	12
TEAM				2							
Totals	31-74	12-46	5-11	38	19	79	16	6	3	7	200

**13**

**Gardner-Webb 77,  
Georgia 60**  
12/29/21 • Athens, Ga.

**GARDNER-WEBB (6-7)**

Player	FGs	3FGs	FTs	Rb	Pf	Pts	A	T	B	S	MP
Terry	3-10	1-5	7-7	1	0	14	1	1	1	1	34
Sears	5-9	2-5	2-2	1	2	14	5	3	0	0	29
Reid	5-7	0-0	1-1	5	3	11	0	1	1	1	16
Williams	7-12	0-2	0-0	7	2	14	1	3	1	3	34
Dufael	1-3	0-1	2-2	11	5	4	6	2	1	1	29
Soumaoro	0-2	0-2	0-0	1	0	0	2	0	0	0	10
D. Williams	3-6	3-4	0-0	2	1	9	1	2	0	0	18
L. Williams	1-1	0-0	0-0	1	0	2	0	0	0	0	6
Selden	4-9	1-3	0-0	3	3	9	0	1	0	0	24
TEAM				3							
Totals	29-59	7-22	12-12	35	16	77	16	13	4	6	200

**GEORGIA (5-8)**

Player	FGs	3FGs	FTs	Rb	Pf	Pts	A	T	B	S	MP
Oquendo	4-11	0-3	4-6	5	2	12	0	2	1	1	28
Wright	3-9	0-2	1-2	1	3	7	3	3	0	1	30
Cook	2-10	0-5	1-2	3	1	5	5	3	1	1	28
Baumann	4-7	2-5	1-1	5	2	11	1	1	0	0	36
Bridges	7-13	0-0	3-4	7	0	17	0	0	1	1	28
Abdur-Rahim	1-2	1-2	2-2	4	4	5	0	1	0	0	16
McDowell	0-3	0-1	1-2	2	2	1	2	1	0	1	14
McMillan	0-1	0-0	0-0	3	2	0	0	0	0	0	7
Taylor	0-0	0-0	0-0	0	0	0	0	0	0	0	2
Ridginal	0-1	0-1	0-0	1	0	0	0	1	0	0	7
Baker	1-2	0-0	0-1	0	0	2	0	0	0	0	4
TEAM				3							
Totals	22-59	3-19	13-20	34	16	60	11	13	3	5	200

Score by Periods	1st	2nd	Tot.	Deadball Rebs.	Tot.
Gardner-Webb	44	33	77	Gardner-Webb	0
Georgia	31	29	60	Georgia	5

Officials: Josue Nieves, Will Howard, K.B. Burdett, Jr. Att.: 6476.

	GWU	UGA
Points in the paint	40	34
Points off turnovers	17	12
2nd chance points	12	4
Bench points	20	8

**14**

**Texas A&M 81,  
Georgia 79**  
1/4/22 • Athens, Ga.

**TEXAS A&M (12-2, 1-0)**

Player	FGs	3FGs	FTs	Rb	Pf	Pts	A	T	B	S	MP
Williams	7-12	4-7	0-0	3	2	18	5	5	0	3	30
Henderson	1-2	0-0	0-0	2	0	2	1	0	3	1	17
Coleman	8-11	0-0	7-10	7	4	23	2	1	1	3	31
Gordon	3-6	1-3	0-0	2	2	7	0	3	0	2	29
Radford	3-6	0-1	2-2	3	1	8	2	1	1	0	24
Cash	1-2	0-0	0-0	7	3	2	0	0	0	1	18
Jackson	3-8	2-4	0-0	3	2	8	1	3	0	0	22
Taylor	3-10	3-6	1-2	2	0	10	2	1	0	2	14
Diarra	1-3	1-2	0-0	0	1	3	0	0	0	0	12
Obaseki	0-0	0-0	0-0	1	0	0	0	0	0	0	3
TEAM				1							
Totals	30-60	11-23	10-14	31	15	81	13	14	5	12	200

**GEORGIA (5-9, 0-1)**

Player	FGs	3FGs	FTs	Rb	Pf	Pts	A	T	B	S	MP
Oquendo	9-12	0-2	3-4	5	3	21	0	3	1	1	36
Cook	2-5	0-1	2-2	0	1	6	6	3	1	3	31
Etter	3-8	1-2	0-0	4	1	7	4	0	0	1	31
Baumann	7-14	5-10	0-0	4	2	19	0	1	1	0	34
Bridges	5-8	0-0	2-2	7	1	12	3	4	1	0	29
Abdur-Rahim	1-6	1-4	6-7	5	0	9	0	3	1	1	19
McMillan	0-0	0-0	0-0	0	1	0	0	1	0	1	7
Wright	2-3	0-1	1-1	2	0	5	2	0	0	0	13
TEAM				1							
Totals	29-56	7-20	14-16	28	9	79	15	16	5	7	200

Score by Periods	1st	2nd	Tot.	Deadball Rebs.	Tot.
Texas A&M	46	35	81	Texas A&M	2
Georgia	34	45	79	Georgia	2

Officials: Olandis Poole, Don Daily, Doug Shows. Att.: 5,556.

	TAMU	UGA
Points in the paint	30	40
Points off turnovers	25	12
2nd chance points	15	11
Bench points	23	14

**15**

**No. 13/16 Kentucky 92,  
Georgia 77**  
1/8/22 • Lexington, Ky.

**GEORGIA (5-10, 0-2)**

Player	FGs	3FGs	FTs	Rb	Pf	Pts	A	T	B	S	MP
Oquendo	7-14	1-5	7-7	7	2	22	0	2	1	0	34
Cook	6-14	1-3	4-4	1	1	17	5	4	0	1	36
Etter	1-2	1-1	0-0	2	3	3	3	0	0	1	26
Baumann	4-6	3-5	3-4	3	2	14	1	1	0	1	32
Bridges	4-8	0-0	2-2	6	1	10	1	1	0	0	34
Abdur-Rahim	1-3	1-2	3-4	3	1	6	0	3	1	0	16
McMillan	0-0	0-0	0-0	0	0	0	0	0	0	0	3
Wright	1-3	1-1	0-0	1	0	3	2	1	0	0	16
Taylor	1-1	0-0	0-0	0	0	2	0	0	0	0	3
TEAM				2							
Totals	25-51	8-17	19-21	25	10	77	12	13	2	3	200

**KENTUCKY (12-3, 2-1)**

Player	FGs	3FGs	FTs	Rb	Pf	Pts	A	T	B	S	MP
Toppin	1-4	0-0	0-0	2	0	2	0	1	0	0	17
Washington	8-13	0-1	1-1	5	2	17	17	2	0	2	37
Brooks	6-8	0-0	2-2	2	2	14	1	0	1	0	30
Grady	4-13	1-7	0-0	2	2	9	1	2	0	2	39
Tshiebwe	13-20	0-0	3-4	17	4	29	1	0	2	1	39
Mintz	7-10	5-7	0-0	0	3	19	2	1	0	0	30
Allen	0-0	0-0	0-0	0	0	0	0	0	0	0	1
Hopkins	0-1	0-0	0-0	0	2	0	1	1	0	1	6
Ware	1-1	0-0	0-0	0	1	2	0	0	0	0	1
TEAM				3							
Totals	40-70	6-15	6-7	31	16	92	23	7	3	6	200

Score by Periods	1st	2nd	Tot.	Deadball Rebs.	Tot.
Georgia	37	40	77	Georgia	2
Kentucky	40	52	92	Kentucky	1

Officials: Anthony Jordan, Rob Rorke, Owen Shortt. Att.: 19343.

	UGA	UK
Points in the paint	26	46
Points off turnovers	7	17
2nd chance points	6	15
Bench points	11	21

**16**

**Mississippi State 88,  
Georgia 72**  
1/12/22 • Starkville, Miss.

**GEORGIA (5-11, 0-3)**

Player	FGs	3FGs	FTs	Rb	Pf	Pts	A	T	B	S	MP
Oquendo	9-17	2-5	8-11	6	2	28	0	6	0	2	36
Cook	1-7	0-1	2-2	6	1	4	4	5	1	0	34
Etter	2-2	1-1	0-0	3	4	5	0	0	0	0	24
Baumann	5-12	3-10	2-2	5	0	15	0	0	1	0	31
Bridges	1-5	0-0	1-2	7	2	3	2	1	0	0	26
Abdur-Rahim	4-10	0-3	5-6	5	4	13	0	0	0	0	20
Wright	1-2	0-0	2-2	0	0	4	2	0	0	0	17
Taylor	0-0	0-0	0-0	2	1	0	0	2	0	2	12
TEAM				3							
Totals	23-55	6-20	20-25	37	14	72	8	15	2	4	200

**MISSISSIPPI STATE (11-4, 2-1)**

Player	FGs	3FGs	FTs	Rb	Pf	Pts	A	T	B	S	MP
Molinar	11-18	1-2	5-6	3	2	28	7	1	1	2	34
Moore	3-10	2-6	0-0	2	2	8	2	1	0	2	29
Matthews	5-6	0-1	0-1	4	3	10	4	0	2	3	29
Brooks	2-7	0-2	0-1	4	2	4	1	0	4	0	26
Jeffries	3-7	1-3	0-1	5	4	7	5	1	3	0	28
Watts	3-7	1-4	0-0	1	1	7	0	0	0	0	12
Davis	5-7	0-0	2-3	6	3	12	1	1	0	2	19
Carter	1-3	0-0	0-0	3	0	2	0	0	0	0	4
Garcia	4-4	0-0	2-3	4	0	10	1	3	0	0	13
Fountain	0-1	0-0	0-0	1	1	0	0	1	0	0	6
Stansbury	0-0	0-0	0-0	0	0	0	0	0	0	0	0+
TEAM				2							
Totals	37-70	5-18	9-15	35	18	88	21	8	10	9	200

Score by Periods	1st	2nd	Tot.	Deadball Rebs.	Tot.
Georgia	36	36	72	Georgia	3
Miss. State	35	53	88	Miss. State	1

Officials: K.B. Burdett, Jr., Tony Greene, Doug Shows. Att.: 5974.

	UGA	MSU
Points in the paint	28	58
Points off turnovers	12	20
2nd chance points	16	22
Bench points	17	31

**17**

**Vanderbilt 73,  
Georgia 66**  
1/15/22 • Athens, Ga.

**VANDERBILT (10-6, 2-2)**

Player	FGs	3FGs	FTs	Rb	Pf	Pts	A	T	B	S	MP
Pippen	3-12	0-5	7-8	0	3	13	7	3	0	3	32
Wright	8-13	4-7	0-0	12	2	20	6	2	0	2	34
Dezonia	2-2	1-1	0-0	0	0	5	0	1	0	0	12
Stute	3-5	2-4	1-2	1	1	9	2	1	0	0	28
Millora-Brown	5-5	0-0	1-4	6	2	11	0	0	3	0	20
Lawrence	2-5	1-3	1-4	3	1	6	0	1	0	1	21
Dorsey	0-4	0-4	0-0	0	2	0	0	0	0	0	12
Thomas	1-6	1-5	0-0	0	0	3	2	1	0	0	19
Frank	0-0	0-0	0-0	1	0	0	0	0	0	0	3
Mann	3-4	0-1	0-1	3	2	6	0	0	1	2	19
TEAM				2							
Totals	27-56	9-30	10-19	28	13	73	17	9	4	8	200

**19**

**S. Carolina 83,  
Georgia 66**  
1/22/22 • Columbia, S.C.

**GEORGIA (5-14, 0-6)**

Player	FGs	3FGs	FTs	Rb	Pf	Pts	A	T	B	S	MP
Oquendo	0-5	0-1	0-0	2	3	0	0	4	0	0	15
Cook	1-6	0-2	0-0	2	4	2	7	5	1	1	30
Etter	1-1	0-0	0-0	2	2	2	0	1	0	1	29
Baumann	3-12	3-12	5-5	3	4	14	1	1	0	0	26
Bridges	8-11	0-0	4-6	5	3	20	0	4	0	0	33
Abdur-Rahim	2-4	0-1	5-5	5	2	9	0	0	0	1	19
Wright	0-2	0-1	10-12	1	3	10	2	2	0	0	30
Taylor	1-1	0-0	0-0	2	0	2	0	1	0	0	5
Ridgnal	2-4	2-3	1-2	4	3	7	1	0	0	0	13
TEAM				5							
<b>Totals</b>	<b>18-46</b>	<b>5-20</b>	<b>25-30</b>	<b>31</b>	<b>24</b>	<b>66</b>	<b>11</b>	<b>18</b>	<b>1</b>	<b>3</b>	<b>200</b>

**S. CAROLINA (11-7, 2-4)**

Player	FGs	3FGs	FTs	Rb	Pf	Pts	A	T	B	S	MP
Reese	2-10	0-7	0-0	4	0	4	3	0	0	0	30
Stevenson	6-11	3-7	5-6	4	2	20	4	2	0	1	29
Leveque	2-4	0-0	0-0	7	4	4	1	2	1	0	16
Carter	3-6	1-3	0-0	0	2	7	0	0	1	1	9
Bryant	6-10	2-4	5-6	3	3	19	2	2	0	1	20
Wright	1-3	0-1	4-4	2	2	6	4	1	0	0	20
Carter	0-3	0-2	0-0	0	0	0	0	1	0	0	8
Minott	0-0	0-0	0-0	1	0	0	0	0	0	0	1
Cousnard	5-10	2-5	3-4	3	2	15	2	1	0	3	23
Wilson	1-2	0-0	1-2	2	3	3	0	0	0	1	10
Martin	0-0	0-0	0-0	0	0	0	1	1	0	0	2
Gray	0-0	0-0	2-2	5	3	2	0	0	2	0	11
Woodley	1-1	0-0	1-2	5	3	3	0	0	3	2	21
TEAM				1							
<b>Totals</b>	<b>27-60</b>	<b>8-29</b>	<b>21-26</b>	<b>37</b>	<b>24</b>	<b>83</b>	<b>17</b>	<b>11</b>	<b>7</b>	<b>9</b>	<b>200</b>

Score by Periods	1st	2nd	Tot.	Deadball Rebs.	Tot.
Georgia	42	24	66	Georgia	2
S. Carolina	36	47	83	S. Carolina	1

Officials: Jeb Hartness, Josue Nieves, Terry Oglesby. Att.: 10478.

	UGA	SC
Points in the paint	26	30
Points off turnovers	8	16
2nd chance points	0	6
Bench points	28	29

**20**

**Georgia 82,  
Alabama 76**  
1/25/22 • Athens, Ga.

**ALABAMA (13-7, 4-4)**

Player	FGs	3FGs	FTs	Rb	Pf	Pts	A	T	B	S	MP
Davison	3-7	0-3	1-2	5	3	7	7	2	2	1	29
Shackelford	6-10	6-9	2-4	3	3	20	2	5	1	0	37
Bediako	4-5	0-0	0-0	8	3	8	1	2	2	1	21
Ellis	5-11	1-5	4-6	9	3	15	3	2	2	4	26
Rojas	2-7	1-4	3-5	3	5	8	2	3	0	1	24
Gurley	5-7	0-1	1-1	6	3	11	0	2	0	1	17
Holt	0-0	0-0	0-0	1	0	0	0	1	0	0	1
Miles	0-4	0-3	2-2	1	0	2	0	0	0	0	12
Quinerly	2-9	1-7	0-0	3	3	5	3	2	0	1	25
Johnson	0-2	0-2	0-0	1	0	0	0	0	0	0	8
TEAM				1							
<b>Totals</b>	<b>27-62</b>	<b>9-34</b>	<b>13-20</b>	<b>41</b>	<b>23</b>	<b>76</b>	<b>18</b>	<b>19</b>	<b>7</b>	<b>9</b>	<b>200</b>

**GEORGIA (6-14, 1-6)**

Player	FGs	3FGs	FTs	Rb	Pf	Pts	A	T	B	S	MP
Oquendo	4-11	1-4	2-3	7	2	11	2	4	0	1	31
Cook	5-14	1-6	4-5	1	3	15	4	1	0	1	35
Etter	3-3	2-2	0-0	1	4	8	2	2	0	1	17
Baumann	2-3	2-3	0-0	0	3	6	3	1	0	0	19
Bridges	5-8	0-0	3-3	5	5	13	1	1	1	1	19
Abdur-Rahim	1-6	1-3	10-11	5	2	13	0	1	0	1	18
McMillan	2-2	0-0	3-6	1	0	7	0	1	0	0	14
Wright	1-3	1-2	2-2	3	0	5	3	2	0	0	21
Ridgnal	2-6	0-3	0-0	5	1	4	1	0	0	0	26
TEAM				4							
<b>Totals</b>	<b>25-56</b>	<b>8-23</b>	<b>24-30</b>	<b>32</b>	<b>20</b>	<b>82</b>	<b>16</b>	<b>14</b>	<b>1</b>	<b>5</b>	<b>200</b>

Score by Periods	1st	2nd	Tot.	Deadball Rebs.	Tot.
Alabama	42	34	76	Alabama	3
Georgia	36	46	82	Georgia	3

Officials: James Breeding, Olandis Poole, Joe Lindsay. Att.: 6703.

	UGA	UGA
Points in the paint	36	32
Points off turnovers	14	23
2nd chance points	17	13
Bench points	18	29

**22**

**Arkansas 99,  
Georgia 73**  
2/5/22 • Athens, Ga.

**ARKANSAS (17-5, 6-3)**

Player	FGs	3FGs	FTs	Rb	Pf	Pts	A	T	B	S	MP
Umuide	12-20	6-8	1-2	4	1	31	4	2	2	2	37
Notae	9-14	4-7	1-2	9	3	23	6	5	1	3	32
Wade	0-2	0-1	0-0	2	0	0	1	1	0	0	21
Toney	4-6	1-1	1-1	1	3	10	1	2	0	1	34
Williams	6-9	1-2	1-2	8	2	14	1	0	2	1	20
Robinson	1-2	1-1	0-0	1	0	3	0	1	0	0	4
Davis	1-3	0-1	0-0	1	3	2	1	0	0	0	17
Lykes	4-8	1-4	0-0	1	0	9	7	1	0	4	18
Moore	1-2	1-2	0-0	1	0	3	0	0	0	0	1
Robinson	0-1	0-1	0-0	0	1	0	0	0	0	0	3
Johnson	2-2	0-0	0-0	4	4	4	1	1	0	0	11
Arbogast	0-2	0-0	0-0	3	0	0	1	0	0	0	1
Blake	0-0	0-0	0-0	0	0	0	0	0	0	0	1
TEAM											
<b>Totals</b>	<b>40-71</b>	<b>15-28</b>	<b>4-7</b>	<b>35</b>	<b>17</b>	<b>99</b>	<b>23</b>	<b>13</b>	<b>5</b>	<b>11</b>	<b>200</b>

**GEORGIA (6-16, 1-8)**

Player	FGs	3FGs	FTs	Rb	Pf	Pts	A	T	B	S	MP
Oquendo	5-10	1-3	6-9	4	2	17	2	4	0	0	29
Cook	4-11	1-3	3-4	3	1	12	6	2	1	2	30
Etter	0-1	0-1	1-2	4	3	1	0	3	0	1	15
Baumann	2-7	2-4	2-2	7	0	8	0	0	0	1	29
Bridges	3-5	0-0	3-5	5	3	9	1	3	0	2	22
Abdur-Rahim	3-6	2-3	0-2	0	2	8	1	1	1	1	25
McDowell	1-2	0-0	0-0	0	0	2	1	0	0	0	6
McMillan	1-3	0-0	0-0	2	1	2	0	0	0	0	8
Wright	2-4	0-0	2-2	3	1	6	5	5	0	0	21
Taylor	0-0	0-0	0-0	0	0	0	0	0	0	0	1
Ridgnal	3-4	2-3	0-0	1	1	8	0	1	1	1	14
TEAM				3							
<b>Totals</b>	<b>24-53</b>	<b>8-17</b>	<b>17-26</b>	<b>32</b>	<b>14</b>	<b>73</b>	<b>16</b>	<b>19</b>	<b>3</b>	<b>8</b>	<b>200</b>

Score by Periods	1st	2nd	Tot.	Deadball Rebs.	Tot.
Arkansas	53	46	99	Arkansas	1
Georgia	47	26	73	Georgia	4

Officials: Owen Shortt, Rob Rorke, Mike Nance. Att.: 6448.

	UA	UGA
Points in the paint	48	30
Points off turnovers	26	20
2nd chance points	11	6
Bench points	21	26

**23**

**No. 1/1 Auburn 74,  
Georgia 72**  
2/5/22 • Athens, Ga.

**AUBURN (22-1, 10-0)**

Player	FGs	3FGs	FTs	Rb	Pf	Pts	A	T	B	S	MP
Johnson	8-22	1-7	3-5	4	3	20	0	2	0	2	34
Green	5-17	3-9	6-7	5	1	19	3	3	0	1	36
Smith	2-7	1-3	2-2	6	2	7	1	3	1	1	31
Kessler	5-7	0-1	0-0	9	4	10	0	1	4	2	29
Flanigan	3-6	1-3	1-2	4	3	8	2	3	1	0	25
Williams	1-3	0-1	2-2	5	3	4	2	1	1	0	11
Moore	0-0	0-0	0-0	0	1	0	0	0	0	0	3
Cook	0-0	0-0	0-0	0	0	0	1	0	0	0	4
Cambridge	1-4	0-2	0-0	3	2	2	1	1	0	2	18
Cardwell	2-2	0-0	0-0	3	1	4	0	0	2	0	9
TEAM				7							
<b>Totals</b>	<b>27-68</b>	<b>6-26</b>	<b>14-18</b>	<b>46</b>	<b>20</b>	<b>74</b>	<b>10</b>	<b>14</b>	<b>9</b>	<b>8</b>	<b>200</b>

**GEORGIA (6-17, 1-9)**

Player	FGs	3FGs	FTs	Rb	Pf	Pts	A	T	B	S	MP
Oquendo	9-18	1-4	6-8	5	2	25	2	1	0	4	35
Cook	4-14	0-2	2-6	4	3	10	9	1	0	1	33
Etter	5-6	1-1	2-4	4	4	13	2	0	2	2	33
Baumann	2-8	2-6	2-3	4	1	8	1	2	0	1	35
Bridges	4-10	0-0	6-6	7	3	14	1	4	0	0	28
Abdur-Rahim	0-1	0-0	2-2	3	0	2	1	0	1	0	18
McMillan	0-1	0-0	0-0	0	0	0	0	0	0	0	7
Wright	0-0	0-0	0-0	2	0	0	0	2	0	2	8
Ridgnal	0-1	0-1	0-0	0	0	0	0	0	0	0	3
TEAM				6							
<b>Totals</b>	<b>24-59</b>	<b>4-14</b>	<b>20-29</b>	<b>35</b>	<b>13</b>	<b>72</b>	<b>16</b>	<b>10</b>	<b>3</b>	<b>10</b>	<b>200</b>

Score by Periods	1st	2nd	Tot.	Deadball Rebs.	Tot.
Auburn	42	32	74	Auburn	3
Georgia	30	42	72	Georgia	5

Officials: Tony Greene, Bart Lenox, Vladimir Voyard-Tadal. Att.: 10523.

	AU	UGA
Points in the paint	40	40
Points off turnovers	10	9
2nd chance points	18	17



**25**South Carolina 80,  
Georgia 68

2/12/22 • Athens, Ga.

**SOUTH CAROLINA (14-10, 5-7)**

Player	FGs	3FGs	FTs	Rb	Pf	Pts	A	T	B	S	MP
Reese	5-9	0-3	0-0	3	1	10	6	2	0	2	28
Couinsard	4-10	0-3	0-2	2	1	8	7	2	0	0	25
Stevenson	2-6	2-3	2-2	6	1	8	4	3	0	0	30
Leveque	3-6	0-0	0-0	8	4	6	0	1	2	2	21
Bryant	8-11	3-4	3-4	6	3	22	0	0	2	2	26
Wright	0-3	0-2	0-0	2	0	0	0	1	0	0	11
Wilson	1-2	1-1	0-0	5	4	3	1	1	2	0	19
Martin	1-2	0-0	0-0	0	0	2	1	0	0	0	9
Carter	8-13	2-4	3-3	4	2	21	2	2	1	0	23
Woodley	0-0	0-0	0-0	3	0	0	0	1	0	1	8
TEAM				2				2			
Totals	32-62	8-20	8-11	41	16	80	21	15	7	7	200

**GEORGIA (5-8)**

Player	FGs	3FGs	FTs	Rb	Pf	Pts	A	T	B	S	MP
Oquendo	6-12	3-6	3-4	2	2	18	1	1	0	1	34
Cook	5-11	0-3	1-2	5	4	11	6	4	0	1	29
Etter	1-6	0-2	2-2	1	3	4	1	1	0	0	26
Baumann	2-9	1-6	0-0	4	2	5	0	0	0	1	26
Bridges	7-10	0-0	2-3	5	1	16	4	5	2	1	37
Abdur-Rahim	3-6	3-4	3-5	4	2	12	1	0	0	2	22
McDowell	0-1	0-0	0-0	0	0	0	1	0	0	0	4
Wright	0-1	0-0	2-2	3	0	2	3	1	0	0	17
Ridginal	0-1	0-1	0-0	0	2	0	0	0	0	0	5
TEAM				3				2			
Totals	24-57	7-22	13-18	27	16	68	17	14	2	6	200

Score by Periods	1st	2nd	Tot.	Deadball Rebs.	Tot.
S. Carolina	42	38	80	S. Carolina	1
Georgia	38	30	68	Georgia	2

Officials: James Breeding, Vladimir Voyard-Tadal, Terry Wymer. Att.: 6806.

	SC	UGA
Points in the paint	38	32
Points off turnovers	17	22
2nd chance points	18	6
Bench points	26	14

**26**LSU 84,  
Georgia 65

2/16/22 • Baton Rouge, La.

**GEORGIA (6-20, 1-12)**

Player	FGs	3FGs	FTs	Rb	Pf	Pts	A	T	B	S	MP
Oquendo	8-16	3-7	7-7	5	2	26	0	3	1	0	33
Cook	2-5	1-3	1-2	2	0	6	2	5	0	1	26
Etter	0-8	0-3	0-0	4	0	0	1	2	0	1	28
Ridginal	2-3	0-1	0-0	4	1	4	0	0	0	0	18
Bridges	2-2	0-0	5-6	4	3	9	1	3	0	1	31
Abdur-Rahim	0-4	0-4	2-2	1	2	2	1	3	0	1	17
McDowell	1-1	0-0	0-0	0	0	2	1	1	0	1	4
Wright	2-2	1-1	2-2	2	2	7	3	3	0	2	20
Taylor	0-0	0-0	0-0	0	0	0	0	0	0	0	1
Baumann	3-4	3-4	0-0	2	3	9	1	2	0	0	22
TEAM				3				4			
Totals	20-45	8-23	17-19	27	13	65	10	26	1	7	200

**LSU (19-7, 7-6)**

Player	FGs	3FGs	FTs	Rb	Pf	Pts	A	T	B	S	MP
Murray	5-10	3-5	2-3	1	1	15	0	1	0	1	24
Pinson	3-10	0-3	1-1	4	2	7	10	3	0	4	25
Days	7-14	1-7	0-0	12	1	15	3	1	0	2	26
Wilkinson	1-2	1-2	0-0	1	4	3	1	0	0	2	17
Reid	1-1	0-0	0-0	1	5	2	1	1	0	0	14
Gaines	3-5	1-2	0-0	0	2	7	0	1	0	3	19
Fudge	1-4	0-0	1-2	5	0	3	0	2	1	0	19
Williams	1-2	0-1	2-2	0	0	4	0	1	0	0	15
Eason	9-15	1-3	2-4	9	1	21	0	2	1	3	23
Ezewiro	0-0	0-0	0-0	0	0	0	0	0	0	0	2
O'Neal	3-6	0-0	1-2	2	1	7	0	2	1	1	14
Edwards	0-0	0-0	0-0	0	0	0	0	1	0	0	2
TEAM				1							
Totals	34-69	7-23	9-14	36	17	84	15	15	3	16	200

Score by Periods	1st	2nd	Tot.	Deadball Rebs.	Tot.
Georgia	22	43	65	Georgia	1
LSU	38	46	84	LSU	3

Officials: Olandis Poole, Todd Austin, Tony Greene. Att.: 9064.

	UGA	LSU
Points in the paint	20	52
Points off turnovers	16	31
2nd chance points	8	23
Bench points	20	42

**27**Ole Miss 85,  
Georgia 68

2/19/22 • Athens, Ga.

**OLE MISS (13-14, 4-10)**

Player	FGs	3FGs	FTs	Rb	Pf	Pts	A	T	B	S	MP
Crowley	7-14	2-4	2-2	3	1	18	5	1	2	1	36
Brooks	3-5	0-0	4-4	6	3	10	0	1	4	2	27
Brakefield	7-8	4-5	1-2	4	3	19	2	2	0	1	31
Fagan	8-17	2-6	2-2	2	0	20	5	1	0	4	38
Rodriguez	2-5	1-4	1-1	4	3	6	5	0	0	0	36
Van Der Heijden	0-0	0-0	0-0	0	1	0	1	0	0	0	2
White	2-4	0-0	0-0	3	1	4	0	1	0	0	13
Hunter	4-6	0-2	0-0	1	4	8	0	0	0	0	17
TEAM				3				1			
Totals	33-59	9-21	10-11	26	16	85	18	7	6	8	200

**GEORGIA (6-21, 1-13)**

Player	FGs	3FGs	FTs	Rb	Pf	Pts	A	T	B	S	MP
Oquendo	5-15	0-3	4-6	5	2	14	3	5	0	1	31
Cook	3-6	0-1	0-0	0	1	6	2	1	0	0	23
Etter	1-2	0-0	2-2	0	0	4	1	1	0	1	23
Baumann	2-4	1-2	2-4	6	1	7	2	0	0	0	20
Bridges	7-9	0-0	3-3	3	2	17	5	3	1	0	35
Abdur-Rahim	3-7	1-2	4-4	3	3	11	2	1	0	0	26
McDowell	1-1	0-0	0-0	1	3	2	2	0	0	0	11
Wright	1-5	0-0	0-0	1	0	2	1	0	0	1	20
Ridginal	1-1	1-1	2-2	3	1	5	0	0	1	0	11
TEAM				5				1			
Totals	24-50	3-10	17-21	27	13	68	18	13	2	3	200

Score by Periods	1st	2nd	Tot.	Deadball Rebs.	Tot.
Ole Miss	42	43	85	Ole Miss	2
Georgia	38	30	68	Georgia	2

Officials: Rob Rorke, Chuck Jones, Joe Lindsay. Att.: 7380.

	OM	UGA
Points in the paint	32	40
Points off turnovers	20	7
2nd chance points	9	8
Bench points	12	20

**28**Texas A&M 91,  
Georgia 77

2/22/22 • Bryan-College Station, Texas

**GEORGIA (6-22, 1-14)**

Player	FGs	3FGs	FTs	Rb	Pf	Pts	A	T	B	S	MP
Oquendo	12-22	6-13	3-4	7	2	33	2	4	1	1	37
Wright	1-3	0-0	2-2	0	3	4	2	1	0	2	22
Cook	3-6	1-3	0-0	5	0	7	7	4	0	1	39
Etter	1-1	1-1	0-0	0	5	3	1	1	0	0	22
Bridges	3-4	0-0	4-4	4	2	10	3	6	0	0	37
Abdur-Rahim	3-3	3-3	0-0	5	5	9	2	1	0	0	16
McDowell	0-0	0-0	0-0	0	0	0	0	0	0	0	2
McMillan	1-1	0-0	0-0	1	1	2	0	0	1	0	6
Ridginal	0-1	0-1	0-0	0	0	0	0	1	0	0	1
Baumann	3-4	2-3	1-1	2	1	9	3	1	0	0	18
TEAM								1			
Totals	27-45	13-24	10-11	24	19	77	20	20	2	4	200

**TEXAS A&M (11-17, 6-9)**

Player	FGs	3FGs	FTs	Rb	Pf	Pts	A	T	B	S	MP
Jackson	11-11	3-3	6-7	2	2	31	4	2	1	6	33
Taylor	0-5	0-3	0-0	1	2	0	1	1	0	0	9
Coleman	6-6	0-0	3-5	4	1	15	1	0	0	0	30
Radford	3-4	1-2	3-3	3	3	10	2	0	0	1	26
Obaseki	3-6	0-0	4-6	2	2	10	4	4	0	1	19
Hefner	3-8	1-5	0-0	4	0	7	0	1	0	1	13
Diarra	3-8	1-4	3-4	0	1	10	5	0	0	2	24
Henderson	0-1	0-0	0-0	2	1	0	0	0	1	0	15
Gordon	3-8	2-6	0-0	1	4	8	3	1	0	1	26
Brown	0-0	0-0	0-0	0	0	0	0	1	0	0	5
TEAM				3							
Totals	32-57	8-23	19-25	22	16	91	21	9	3	12	200

Score by Periods	1st	2nd	Tot.	Deadball Rebs.	Tot.
Georgia	37	40	77	Georgia	1
Miss. State	48	43	91	Miss. State	3

Officials: Brian Dorsey, K.B. Burdett Jr., Pat Adams. Att.: 5587.

	UGA	TAMU
Points in the paint	24	46
Points off turnovers	14	25
2nd chance points	0	5
Bench points	20	25

**29**Florida 84,  
Georgia 72

2/26/22 • Athens, Ga.

**FLORIDA (18-11, 8-8)**

Player	FGs	3FGs	FTs	Rb	Pf	Pts	A	T	B	S	MP
Pones	4-9	3-8	2-2	2	1	13	0	0	1	1	31
Felder	0-1	0-1	0-0	0	2	0	0	0	0	1	11
Castleton	5-9	0-0	0-0	12	1	10	5	0	3	0	35
Appleby	7-13	5-9	2-2	0	2	21	7	2	0	1	31
Fleming	11-18	4-9	1-1	5	2	27	4	3	0	1	36
Reeves	1-2	1-2	0-0	1	0	3	0	0	1	0	12
McKissic	2-5	1-2	1-3	0	2	6	2	0	0	0	19
Gatkek	0-0	0-0	0-0	3	1	0	0	1	0	0	3
Lane	1-3	0-0	2-2	5	2	4	2	0	1	0	22
TEAM				1							
Totals	31-60	14-31	8-10	29	13	84	20	6	6	4	200

# 31

Missouri 79,  
Georgia 69

3/5/22 • Columbia, Mo.

## GEORGIA (6-25, 1-17)

Player	FGs	3FGs	FTs	Rb	Pf	Pts	A	T	B	S	MP
Oquendo	4-9	1-5	8-15	2	2	17	0	0	0	3	33
Wright	1-4	0-0	4-4	3	3	6	1	2	0	0	26
Cook	6-11	1-2	3-5	2	2	16	1	0	0	3	38
Etter	2-5	1-2	3-4	4	4	8	1	0	0	0	31
Bridges	8-13	0-0	3-5	5	1	19	1	3	0	0	32
Abdur-Rahim	0-4	0-2	0-0	2	1	0	0	1	0	0	14
Ridgnal	0-2	0-0	0-0	3	3	0	0	1	1	1	12
Baumann	1-1	1-1	0-0	1	1	3	0	1	0	0	14
TEAM				2							
<b>Totals</b>	<b>22-49</b>	<b>4-12</b>	<b>21-33</b>	<b>24</b>	<b>17</b>	<b>69</b>	<b>4</b>	<b>8</b>	<b>1</b>	<b>7</b>	<b>200</b>

## MISSOURI (11-20, 5-13)

Player	FGs	3FGs	FTs	Rb	Pf	Pts	A	T	B	S	MP
Pickett	4-14	0-4	4-4	9	2	12	3	3	0	2	38
Coleman	4-8	3-6	1-2	3	1	12	3	6	0	0	29
Gordon	2-5	1-2	0-0	3	3	5	2	1	1	0	20
Brazile	3-7	1-2	1-2	10	3	8	0	1	4	0	29
Ko. Brown	8-11	1-3	4-4	4	4	21	2	0	1	1	22
Davis	4-7	0-0	1-1	4	4	9	3	0	0	0	28
Ka. Brown	0-1	0-1	0-0	1	0	0	1	1	0	0	8
DeGray	4-6	2-3	2-2	6	4	12	2	2	1	0	26
TEAM				3							
<b>Totals</b>	<b>29-59</b>	<b>8-21</b>	<b>13-15</b>	<b>43</b>	<b>21</b>	<b>79</b>	<b>16</b>	<b>14</b>	<b>7</b>	<b>3</b>	<b>200</b>

Score by Periods	1st	2nd	Tot.	Deadball	Rebs.	Tot.
Georgia	39	30	69	Georgia		3
Missouri	30	49	79	S. Carolina		1

Officials: Jason Baker, Patrick Evans, Terry Wymer. Att.: xxxx.

	UGA	MU
Points in the paint	34	40
Points off turnovers	22	8
2nd chance points	9	19
Bench points	3	21







# 1 JABRI ABDUR-RAHIM

6-8 • 210 • SOPH. • SOUTH ORANGE, N.J. • TR.-VIRGINIA • JOURNALISM (INTENDED)

## SEASON & CAREER HIGHS

### POINTS

SEASON 20 vs. Wofford (11/28/21)

CAREER 20 vs. Wofford (11/28/21)

### REBOUNDS

SEASON 7 vs. Florida (2/9/22)

CAREER 7 vs. Florida (2/9/22)

### ASSISTS

SEASON 2 vs. Texas A&amp;M (2/22/22)

2 vs. Ole Miss (2/19/22)

CAREER 2 vs. Texas A&amp;M (2/22/22)

2 vs. Ole Miss (2/19/22)

### BLOCKS

SEASON 2 vs. Cincinnati (11/13/21)

CAREER 2 vs. Cincinnati (11/13/21)

### STEALS

SEASON 2 vs. S. Carolina (2/12/22)

CAREER 2 vs. S. Carolina (2/12/22)

### MINUTES

SEASON 27 vs. Virginia (11/22/21)

CAREER 27 vs. Virginia (11/22/21)

### FIELD GOALS MADE

SEASON 6 vs. Wofford (11/28/21)

CAREER 6 vs. Wofford (11/28/21)

### FIELD GOALS ATTEMPTED

SEASON 10 vs. Miss. St. (1/12/22)

10 vs. W. Carolina (12/20/21)

CAREER 10 vs. Miss. St. (1/12/22)

10 vs. W. Carolina (12/20/21)

### 3-POINTERS MADE

SEASON 4 vs. Wofford (11/28/21)

CAREER 4 vs. Wofford (11/28/21)

### 3-POINTERS ATTEMPTED

SEASON 9 vs. G. Mason (12/18/21)

CAREER 9 vs. G. Mason (12/18/21)

### FREE THROWS MADE

SEASON 10 vs. Alabama (1/25/22)

CAREER 10 vs. Alabama (1/25/22)

### FREE THROWS ATTEMPTED

SEASON 11 vs. Alabama (1/25/22)

CAREER 11 vs. Alabama (1/25/22)

## MISCELLANEOUS STATS

### DOUBLE-DIGIT POINTS

SEASON 8 CAREER 8

### DOUBLE-DIGIT REBOUNDS

SEASON - CAREER -

### 20-POINT GAMES

SEASON 1 CAREER 1

## 2021-22 SEASON HIGHLIGHTS:

- ◆ In the first two games, played 35 minutes (one less than his entire freshman year), scored six points (one less than at UVA) and grabbed six boards (four more than at UVA).
- ◆ Notched his first double-digit scoring performance with a perfect night from the field against Ga. Tech.
- ◆ Popped a career-high 20 points in 18 MP against Wofford and bettered his previous career-high against GT in the first half alone. Canned a long 3-pointer at the buzzer to finish with 12 points in the opening period.
- ◆ Knocked down a 3-pointer with 1:56 left that put Georgia up for good in the upset of No. 18 Memphis.
- ◆ Combined stats in first 14 CBB games: 2.3 ppg, .214 FG pct & .125 3FG pct.
- ◆ Combined stats in next three CBB games: 15.0 ppg, .650 FG pct. & .600 3FG pct.
- ◆ Recorded his first double-digit scoring output in league play with 13 points at Mississippi State...and matched that effort against Alabama.
- ◆ Named to the SEC Community Service team, leading the Bulldogs' association with the Athens Boys & Girls Clubs.

## CAREER HIGHLIGHTS:

- ◆ **AS A FRESHMAN AT VIRGINIA IN 2020-21**, played in eight contests and helped the Cavaliers capture the ACC regular-season title.
- ◆ **PRIOR TO UVA**, coached by Joe Mantegna at the Blair Academy in Blairstown, N.J., as a junior and a senior.
- ◆ Named 2019 New Jersey Gatorade Player of the Year following his junior year.
- ◆ A consensus top-50 prospect in the Class of 2020 – No. 38 by both ESPN.com and in the 247Sports.com composite, No. 41 by 247Sports.com and No. 45 by rivals.com.
- ◆ Twice earned All-America accolades for his class from MaxPreps, securing third-team Freshman All-America honors in 2017 and honorable mention Sophomore All-America recognition in 2018.
- ◆ Played in only two games as a senior due to a foot injury.
- ◆ As a junior, averaged 16.0 points and 8.7 boards per game while leading Blair's Buccaneers to a 28-3 record and the New Jersey Prep A state title.
- ◆ His father, Shareef, is an Atlanta native who starred at Wheeler High and collegiately at Cal. The President of the NBA G League, Shareef was the No. 3 overall selection in the 1996 NBA Draft and went on to average 18.1 points per game in 12 seasons with Vancouver, Atlanta, Portland and Sacramento. He also was Gold medalist in the 2000 Olympics and an NBA All-Star in 2002.
- ◆ His uncle Amir was an assistant coach on the Georgia staff during Tom Crean's first season in Athens (2018-19) before being named the head coach at Kennesaw State.

## ▶ GAME-BY-GAME LINESCORES

Opponent	FGs	3FGs	FTs	OR	DRRB	PF	PT	A	TO	B	S	MP
FIU	* 0-5	0-3	2-2	1	2	3	1	2	0	3	0	16
at Cincinnati	1-4	0-2	2-2	0	3	3	2	4	0	0	2	18
S.C. STATE	1-7	0-2	0-0	0	4	4	1	2	0	2	0	19
GA. TECH	3-3	2-2	2-4	1	2	3	3	10	0	0	0	22
vs. Virginia	* 1-6	0-3	2-2	1	3	4	2	4	0	0	1	27
vs. Northwestern	* 1-7	0-5	1-4	2	1	3	3	3	0	1	1	17
WOFFORD	6-7	4-5	4-5	1	3	4	0	20	0	2	0	18
MEMPHIS	4-8	3-6	4-7	0	2	2	1	15	1	0	0	23
JACKSONVILLE	3-5	2-4	2-2	0	1	1	1	10	1	0	0	17
G. MASON	3-9	3-9	0-0	0	1	1	2	9	1	2	0	22
W. CAROLINA	4-10	1-3	0-0	1	1	2	1	9	0	0	0	16
ETSU	1-6	1-5	0-0	0	3	3	2	3	1	1	0	17
GARDNER-WEBB	1-2	1-2	2-2	1	3	4	4	5	0	1	0	16
TEXAS A&M	1-6	1-4	6-7	5	0	5	0	9	0	3	1	19
at Kentucky	1-3	1-2	3-4	0	3	3	1	6	0	3	1	16
at Mississippi St.	4-10	0-3	5-6	3	2	5	4	13	0	0	0	20
VANDERBILT	1-4	0-3	2-2	0	2	2	2	4	0	1	1	19
at Auburn	2-7	0-1	0-0	3	1	4	0	4	1	2	1	16
at S. Carolina	2-4	0-1	5-5	0	5	5	2	9	0	0	0	19
ALABAMA	1-6	1-3	10-11	1	4	5	2	13	0	1	0	18
at Vanderbilt	1-4	0-1	1-2	2	1	3	5	3	1	2	0	15
ARKANSAS	3-6	2-3	0-2	0	0	0	2	8	1	1	1	25
AUBURN	0-1	0-0	2-2	2	1	3	0	2	1	0	1	18
at Florida	3-7	2-6	0-2	2	5	7	1	8	0	1	0	20
S. CAROLINA	3-6	3-4	3-5	3	1	4	2	12	1	0	0	22
at LSU	0-4	0-4	2-2	0	1	1	2	2	1	3	0	17
OLE MISS	3-7	1-2	4-4	0	3	3	3	11	2	1	0	26
at Texas A&M	3-3	3-3	0-0	0	5	5	5	9	2	1	0	16
FLORIDA	1-2	0-1	0-0	0	1	1	0	2	0	0	0	15
TENNESSEE	4-5	1-2	0-0	0	4	4	1	9	0	1	0	19
at Missouri	0-4	0-2	0-0	1	1	2	1	0	0	1	0	14

## ▶ OVERALL CAREER STATISTICS

	GP-GS	MP-Avg.	FGs	Pct.	3FGs	Pct.	FTs	Pct.	O+R=Tot.-Avg.	PF-D	A	TO	BL	ST	Pts.-Avg.
2020-21	8-0	35-4.4	2-10	.200	1-7	.143	2-2	1.000	0+2=2-0.3	7-0	2	1	1	1	7-0.9
2021-22	31-3	582-18.8	62-168	.369	32-96	.333	64-84	.762	30+69=99-3.2	56-2	14	33	10	12	220-7.1
TOTALS	39-3	618-15.8	64-178	.369	33-103	.320	66-86	.767	30+71=101-2.6	63-2	16	34	11	13	227-5.8

## ▶ SEC CAREER STATISTICS

	GP-GS	MP-Avg.	FGs	Pct.	3FGs	Pct.	FTs	Pct.	O+R=Tot.-Avg.	PF-D	A	TO	BL	ST	Pts.-Avg.
2021-22	18-0	334-18.6	33-89	.371	15-45	.333	43-54	.796	22+40=62-3.4	33-2	10	21	6	9	124-6.9
TOTALS	18-0	334-18.6	33-89	.371	15-45	.333	43-54	.796	22+40=62-3.4	33-2	10	21	6	9	124-6.9



# 2 CAM McDOWELL

6-5 • 185 • FR. • POWDER SPRINGS, GA. • MCEACHERN HIGH SCHOOL • ACCOUNTING (INTENDED)

## SEASON & CAREER HIGHS

### POINTS

SEASON 3X, last Ole Miss (2/19/22)

CAREER 3X, last Ole Miss (2/19/22)

### REBOUNDS

SEASON 2 vs. Gardner-Webb (12/29/21)

CAREER 2 vs. Gardner-Webb (12/29/21)

### ASSISTS

SEASON 2 vs. Ole Miss (2/19/22)

2 vs. Gardner-Webb (12/29/21)

CAREER 2 vs. Ole Miss (2/19/22)

2 vs. Gardner-Webb (12/29/21)

### BLOCKS

SEASON -

CAREER -

### STEALS

SEASON 1 vs. LSU (2/16/22)

1 vs. Gardner-Webb (12/29/21)

CAREER 1 vs. LSU (2/16/22)

1 vs. Gardner-Webb (12/29/21)

### MINUTES

SEASON 14 vs. Gardner-Webb (12/29/21)

CAREER 14 vs. Gardner-Webb (12/29/21)

### FIELD GOALS MADE

SEASON 1 3X, last Ole Miss (2/19/22)

CAREER 1 3X, last Ole Miss (2/19/22)

### FIELD GOALS ATTEMPTED

SEASON 3 vs. Gardner-Webb (12/29/21)

CAREER 3 vs. Gardner-Webb (12/29/21)

### 3-POINTERS MADE

SEASON -

CAREER -

### 3-POINTERS ATTEMPTED

SEASON 1 vs. Gardner-Webb (12/29/21)

CAREER 1 vs. Gardner-Webb (12/29/21)

### FREE THROWS MADE

SEASON 1 vs. Gardner-Webb (12/29/21)

CAREER 1 vs. Gardner-Webb (12/29/21)

### FREE THROWS ATTEMPTED

SEASON 2 vs. Gardner-Webb (12/29/21)

CAREER 2 vs. Gardner-Webb (12/29/21)

## MISCELLANEOUS STATS

### DOUBLE-DIGIT POINTS

SEASON - CAREER -

### DOUBLE-DIGIT REBOUNDS

SEASON - CAREER -

## 2021-22 SEASON HIGHLIGHTS:

- ♦ Logged PT in both of the Bulldogs' preseason exhibitions.
- ♦ Checked in to his first regular-season game at the 13:43 mark of the first half of the Gardner-Webb game, drawing high fives from teammates on his way to do so.
- ♦ Active in his first collegiate outing against Gardner-Webb with a pair of boards, a pair of assists and a steal.
- ♦ Missed the Texas A&M and Kentucky games due to a non-COVID illness.
- ♦ Returned to dress out at Mississippi State.
- ♦ Logged his first SEC action against Arkansas, drawing PT in both halves and scoring his first points in league play.
- ♦ Active in late-game minutes at LSU, with a steal resulting in a dunk and an assist in four MP.
- ♦ After playing in just one of the first 21 games, has logged action in five of the last 10 contests.

## CAREER HIGHLIGHTS:

- ♦ **PRIOR TO UGA**, coached by Mike Thompson as a junior and senior at McEachern High.
- ♦ Voted All-State for 7A South by the Georgia Athletic Coaches Association in both 2020 and 2021.
- ♦ Tabbed first-team All-State for Class 7A by the Atlanta Journal-Constitution as a senior.
- ♦ As a senior, averaged 21.3 points, 8.2 rebounds and 5.4 assists per game for the Indians, who finished 24-5 and reached to the semis of the Georgia 7A state tournament.
- ♦ Coached by Bryan Lippman and Omar Gonzalez at Lincoln Academy in Suwanee, Ga., as a sophomore during the 2018-19 season where his teammates included four current D-I players Georgia teammate Dalen Ridginal, as well as Frank Anselem (Syracuse), Elias King (Middle Tennessee) and Moulaye Sissoko (Dayton).

## ▶ GAME-BY-GAME LINESCORES

Opponent	FGs	3FGs	FTs	OR	DRRB	PF	PT	A	TO	B	S	MP
FIU	DNP											
at Cincinnati	DNP											
S.C. STATE	DNP											
GA. TECH	DNP											
vs. Virginia	DNP											
vs. Northwestern	DNP											
WOFFORD	DNP											
MEMPHIS	DNP											
JACKSONVILLE	DNP											
G. MASON	DNP											
W. CAROLINA	DNP											
ETSU	DNP											
GARDNER-WEBB	0-3	0-1	1-2	0	2	2	2	1	2	1	0	14
TEXAS A&M	DNP											
at Kentucky	DNP											
at Mississippi St.	DNP											
VANDERBILT	DNP											
at Auburn	DNP											
at S. Carolina	DNP											
ALABAMA	DNP											
at Vanderbilt	DNP											
ARKANSAS	1-2	0-0	0-0	0	0	0	0	2	1	0	0	6
AUBURN	DNP											
at Florida	DNP											
S. CAROLINA	0-1	0-0	0-0	0	0	0	0	0	1	0	0	4
at LSU	1-1	0-0	0-0	0	0	0	0	2	1	1	0	4
OLE MISS	1-1	0-0	0-0	0	1	1	3	2	2	0	0	11
at Texas A&M	0-0	0-0	0-0	0	0	0	0	0	0	0	0	2
FLORIDA	DNP											
TENNESSEE	DNP											
at Missouri	DNP											

## ▶ OVERALL CAREER STATISTICS

	GP-GS	MP-Avg.	FGs	Pct.	3FGs	Pct.	FTs	Pct.	O+R=Tot.-Avg.	PF-D	A	TO	BL	ST	Pts.-Avg.
2021-22	6-0	41-6.8	3-8	.375	0-1	.000	1-2	.500	0+3=3-0.5	5-0	7	2	0	2	7-1.2
TOTALS	6-0	41-6.8	3-8	.375	0-1	.000	1-2	.500	0+3=3-0.5	5-0	7	2	0	2	7-1.2

## ▶ SEC CAREER STATISTICS

	GP-GS	MP-Avg.	FGs	Pct.	3FGs	Pct.	FTs	Pct.	O+R=Tot.-Avg.	PF-D	A	TO	BL	ST	Pts.-Avg.
2021-22	5-0	27-5.4	3-5	.600	0-0	.000	0-0	.000	0+1=1-0.2	3-0	5	1	0	1	6-1.2
TOTALS	5-0	27-5.4	3-5	.600	0-0	.000	0-0	.000	0+1=1-0.2	3-0	5	1	0	1	6-1.2



# 3 KARIO OQUENDO

6-4 • 215 • SOPH. • TITUSVILLE, FLA. • TR.-FLORIDA SOUTHWESTERN ST. • HOUSING MANAGEMENT &amp; POLICY

## SEASON & CAREER HIGHS

### POINTS

SEASON 33 vs. Texas A&amp;M (2/22/22)

CAREER 33 vs. Texas A&amp;M (2/22/22)

### REBOUNDS

SEASON 8 vs. Florida (2/9/22)

CAREER 8 vs. Florida (2/9/22)

### ASSISTS

SEASON 3 vs. Ole Miss (2/19/22)

3 vs. Ga. Tech (11/19/21)

CAREER 3 vs. Ole Miss (2/19/22)

3 vs. Ga. Tech (11/19/21)

### BLOCKS

SEASON 3 vs. Wofford (11/28/21)

CAREER 3 vs. Wofford (11/28/21)

### STEALS

SEASON 4 3X last Florida (2/9/22)

CAREER 43X last Florida (2/9/22)

### MINUTES

SEASON 37 vs. Texas A&amp;M (2/22/22)

37 vs. Florida (2/9/22)

CAREER 37 vs. Texas A&amp;M (2/22/22)

37 vs. Florida (2/9/22)

### FIELD GOALS MADE

SEASON 12 vs. Texas A&amp;M (2/22/22)

CAREER 12 vs. Texas A&amp;M (2/22/22)

### FIELD GOALS ATTEMPTED

SEASON 22 vs. Texas A&amp;M (2/22/22)

CAREER 22 vs. Texas A&amp;M (2/22/22)

### 3-POINTERS MADE

SEASON 6 vs. Texas A&amp;M (2/22/22)

CAREER 6 vs. Texas A&amp;M (2/22/22)

### 3-POINTERS ATTEMPTED

SEASON 13 vs. Texas A&amp;M (2/22/22)

CAREER 13 vs. Texas A&amp;M (2/22/22)

### FREE THROWS MADE

SEASON 8 3X, last Missouri (3/5/22)

CAREER 8 3X, last Missouri (3/5/22)

### FREE THROWS ATTEMPTED

SEASON 15 vs. Missouri (3/5/22)

CAREER 15 vs. Missouri (3/5/22)

### MISCELLANEOUS STATS

#### DOUBLE-DIGIT POINTS

SEASON 22 CAREER 22

#### DOUBLE-DIGIT REBOUNDS

SEASON - CAREER -

#### 20-POINT GAMES

SEASON 10 CAREER 10

#### 30-POINT GAMES

SEASON 1 CAREER 1

## 2021-22 SEASON HIGHLIGHTS:

- ♦ Earned his way onto SportsCenter on back-to-back Tuesdays with a pair of highlight reel dunks. On Nov. 16, his uncontested windmill versus S.C. State came in at No. 3. On Nov. 23, his posterization of a 6-9 Northwestern defender was featured at No. 6.
- ♦ Exploded for a 24 points in an efficient manner (.692 FG pct.) in upset of No. 18 Memphis.
- ♦ With a career-high 28 points at Mississippi State, became the first Bulldog with three-straight 20-point outings since Anthony Edwards did so in 2020.
- ♦ Missed the Auburn game due to a lower body injury.
- ♦ His 33-point night at Texas A&M was the best by a Bulldog since Anthony Edwards' 27 against No. 3 Michigan State in the 2019 Maui Jim Maui Invitational.
- ♦ In his team-high 10 20-point performances, averaging 24.2 ppg while shooting 50.9 percent (83-of-163) from the field and 81.8 percent (54-of-66) from the line.
- ♦ In four games against ranked teams, averaging 21.8 ppg while shooting 52.5 percent from the field.
- ♦ Among SEC stat leaders, ranked No. 9 in scoring (15.4 ppg) and No. 6 in FG pct. (.457).
- ♦ In stats for SEC games only, ranked No. 4 in scoring (18.3 ppg) and No. 9 in FG pct. (.460).

## CAREER HIGHLIGHTS:

- ♦ **AS A FRESHMAN AT FLORIDA SOUTHWESTERN STATE** IN 2020-21, coached by Eric Murphey and earned first-team All-Southern Conference accolades after reaching double figures in 18 of 23 games.
- ♦ Averaged 13.5 points per game for the Buccaneers. Upped his contributions in conference play to 15.3 points.
- ♦ Posted 22.0 points per game in four outings against ranked foes while shooting 63.6 percent from the field and 52.6 percent from behind the 3-point arc.
- ♦ Posted his career-high tallies with 31 points and 10 rebounds against No. 16 Indian River on Feb. 13, which also resulted in his first career double-double.
- ♦ **PRIOR TO FSW**, coached by Kyle Gilreath at Astronaut High as a junior and named 2019 Brevard County Class 5A Player of the Year in balloting of the area's coaches.
- ♦ Enrolled at Florida SouthWestern College in January 2020 and bypassed his senior season at Astronaut.
- ♦ As a junior, averaged 21.2 points and 8.3 rebounds per game for the War Eagles and scored his 1,000th career point during his final game.
- ♦ Selected to the 2018 and 2019 All-Cape Coast Conference team, an 11-player squad featuring players from Brevard County's 16 public high schools.
- ♦ Coached by Chris Bainbridge as a freshman and sophomore at Titusville High, where he helped the Terriers to a 26-3 finish and the "Sweet 16" round of the FHSAA Class 6A state tourney as a freshman.

## ▶ GAME-BY-GAME LINESCORES

Opponent	FGs	3FGs	FTs	OR	DRRB	PF	PT	A	TO	B	S	MP
FIU	* 3-6	0-1	3-7	1	3	4	1	9	0	3	1	0 25
at Cincinnati	* 0-3	0-0	0-0	0	3	3	2	0	0	2	0	0 26
S.C. STATE	* 7-13	2-5	1-3	3	1	4	1	17	1	0	1	4 30
GA. TECH	* 3-10	0-4	0-2	0	1	1	3	6	3	2	1	1 30
vs. Virginia	* 4-7	1-4	0-0	2	0	2	3	9	0	1	0	0 21
vs. Northwestern	* 5-7	2-4	0-1	0	2	2	1	12	2	3	1	1 29
WOFFORD	* 5-8	0-3	0-1	0	3	3	3	10	1	1	3	1 21
MEMPHIS	* 9-13	2-6	4-5	0	4	4	0	24	0	2	1	2 36
JACKSONVILLE	* 2-9	0-3	3-4	1	5	6	2	7	2	6	1	3 23
G. MASON	* 3-12	0-4	2-3	2	3	5	3	8	0	2	0	0 28
W. CAROLINA	* 6-13	2-5	7-7	1	6	7	1	21	1	2	0	1 28
ETSU	* 5-12	2-6	3-4	1	2	3	3	15	1	1	0	2 24
GARDNER-WEBB	* 4-11	0-3	4-6	2	3	5	2	12	0	2	1	1 28
TEXAS A&M	* 9-12	0-2	3-4	1	4	5	3	21	0	3	1	1 36
at Kentucky	* 7-14	1-5	7-7	0	7	7	2	22	0	2	1	0 34
at Mississippi St.	* 9-17	2-5	8-11	2	4	6	2	28	0	6	0	2 36
VANDERBILT	* 2-8	0-3	2-2	0	4	4	1	6	2	2	0	0 24
at Auburn	DNP											
at S. Carolina	* 0-5	0-1	0-0	0	2	2	3	0	0	4	0	0 15
ALABAMA	* 4-11	1-4	2-3	1	6	7	2	11	2	4	0	1 31
at Vanderbilt	* 4-5	0-1	7-7	0	2	2	2	15	0	2	0	0 21
ARKANSAS	* 5-10	1-3	6-9	2	2	4	2	17	2	4	0	0 29
AUBURN	* 9-18	1-4	6-8	2	3	5	2	25	2	1	0	4 36
at Florida	* 7-19	0-5	8-10	1	7	8	4	22	0	2	0	4 37
S. CAROLINA	* 6-12	3-6	3-4	0	2	2	2	18	1	1	0	1 34
at LSU	* 8-16	3-7	7-7	1	4	5	2	26	0	3	1	0 33
OLE MISS	* 5-15	0-3	4-6	1	4	5	2	14	3	5	0	1 31
at Texas A&M	* 12-22	6-13	3-4	1	6	7	2	33	2	4	1	1 37
FLORIDA	* 7-19	4-11	2-3	2	4	6	2	20	0	2	0	1 36
TENNESSEE	* 6-14	3-6	1-3	0	3	3	2	16	0	1	0	1 31
at Missouri	* 4-9	1-5	8-15	0	2	2	2	17	0	0	0	3 33

## ▶ OVERALL CAREER STATISTICS

	GP-GS	MP-Avg.	FGs	Pct.	3FGs	Pct.	FTs	Pct.	O+R=Tot.-Avg.	PF-D	A	TO	BL	ST	Pts.-Avg.
2021-22	30-30	882-29.4	160-350	.457	37-132	.280	104-146	.712	27+102=129-4.3	62-0	25	73	14	36	461-15.4
TOTALS	30-30	882-29.4	160-350	.457	37-132	.280	104-146	.712	27+102=129-4.3	62-0	25	73	14	36	461-15.4

## ▶ SEC CAREER STATISTICS

	GP-GS	MP-Avg.	FGs	Pct.	3FGs	Pct.	FTs	Pct.	O+R=Tot.-Avg.	PF-D	A	TO	BL	ST	Pts.-Avg.
2021-22	17-17	533-31.4	104-226	.460	26-84	.310	77-103	.748	14+66=80-4.7	37-0	14	46	4	20	311-18.3
TOTALS	17-17	533-31.4	104-226	.460	26-84	.310	77-103	.748	14+66=80-4.7	37-0	14	46	4	20	311-18.3





# 4 TYRON McMILLAN

6-9 • 220 • JR. • NEW ORLEANS, LA. • TR.-KILGORE (TEXAS) COLLEGE • SOCIOLOGY

## SEASON & CAREER HIGHS

### POINTS

SEASON 8 vs. Virginia (11/22/21)

CAREER 8 vs. Virginia (11/22/21)  
8 vs. Vanderbilt (2/6/21)

### REBOUNDS

SEASON 5 vs. Wofford (11/28/21)

CAREER 8 vs. North Georgia (12/2/20)

### ASSISTS

SEASON 2 vs. ETSU (12/22/21)

CAREER 2 vs. ETSU (12/22/21)

### BLOCKS

SEASON 1 vs. Texas A&M (2/22/22)

CAREER 1 vs. Texas A&M (2/22/22)  
1 vs. Northeastern (12/22/20)

### STEALS

SEASON 1 vs. Texas A&M (1/4/22)  
1 vs. Northwestern (11/23/21)

CAREER 16X, last Northwestern (11/23/21)

### MINUTES

SEASON 14 vs. Alabama (1/25/22)  
14 vs. Wofford (11/28/21)

CAREER 15 vs. Samford (12/12/20)

### FIELD GOALS MADE

SEASON 3 vs. Virginia (11/22/21)

CAREER 3 vs. Virginia (11/22/21)

### FIELD GOALS ATTEMPTED

SEASON 6 vs. Virginia (11/22/21)

CAREER 6 vs. Virginia (11/22/21)

### 3-POINTERS MADE

SEASON -

CAREER -

### 3-POINTERS ATTEMPTED

SEASON 1 vs. Virginia (11/22/21)

CAREER 1 vs. Virginia (11/22/21)  
1 vs. Florida (2/20/21)  
1 vs. Auburn (2/2/21)

### FREE THROWS MADE

SEASON 3 vs. Alabama (1/25/22)

CAREER 4 vs. Vanderbilt (2/6/21)  
4 vs. North Georgia (12/2/20)

### FREE THROWS ATTEMPTED

SEASON 6 vs. Alabama (1/25/22)

CAREER 6 vs. Alabama (1/25/22)

## MISCELLANEOUS STATS

### DOUBLE-DIGIT POINTS

SEASON - CAREER -

### DOUBLE-DIGIT REBOUNDS

SEASON - CAREER -

## 2021-22 SEASON HIGHLIGHTS:

- ♦ Posted a "+/-" of "+5" in four minutes of playing time against FIU and Cincinnati.
- ♦ Matched his career high with eight points – four of those coming on thunderous dunks – against Virginia.
- ♦ Double-digit minutes in consecutive outings against Virginia, Northwestern and Wofford...after averaging 3.0 mpg in the first four games, including a DNP.
- ♦ Scored seven points and matched his season high with 14 minutes against Alabama.
- ♦ Back-to-back double-digit MP against Alabama and at Vanderbilt and 6.5 ppg on 80.0 percent FT shooting.
- ♦ Missed four games – at Florida, vs. S. Carolina, at LSU and vs. Ole Miss – due to a lower leg injury.

## CAREER HIGHLIGHTS:

- ♦ **AS A SOPHOMORE IN 2020-21**, played in 20 outings with starts in home outings against Samford and Auburn.
- ♦ Active against North Georgia, scoring six points and grabbing eight boards in 13 minutes of PT.
- ♦ After scoring nine points in 41 combined minutes in Georgia's first 10 SEC outings (with two DNPs), put up a career-high eight points in seven MP versus Vanderbilt.
- ♦ **PRIOR TO UGA**, coached by Brian Hoberecht at Kilgore during the 2018-19 and 2019-20 seasons.
- ♦ Ranked as the No. 11 junior college prospect in the nation by 247Sports.com, as well as the No. 21 prospect by jucorecruiting.com.
- ♦ Did not play during 2018-19 to retain freshman eligibility.
- ♦ Started 27 of 29 games in 2019-20 and named honorable mention All-Region 14 after averaging 10.4 points and 5.7 boards for the Rangers, who finished 21-9.
- ♦ Notched 15 double-figure scoring outputs, with a pair of 20-point outputs.
- ♦ **PRIOR TO KILGORE**, coached by Larry Skinner at Benjamin Davis High in Houston.
- ♦ Named All-District 16, 6A as both a junior and a senior, earning first-team recognition as a senior and second-team status as a junior.

## ▶ GAME-BY-GAME LINESCORES

Opponent	FGs	3FGs	FTs	OR	DRRB	PF	PT	A	TO	B	S	MP
FIU	0-1	0-0	2-2	2	0	2	0	2	0	1	0	2
at Cincinnati	0-0	0-0	0-0	0	0	0	0	0	0	0	0	2
S.C. STATE	DNP											
GA. TECH	1-3	0-0	0-0	1	0	1	0	2	0	0	0	5
vs. Virginia	3-6	0-1	2-2	0	2	2	0	8	0	0	0	12
vs. Northwestern	0-2	0-0	2-2	0	3	3	0	2	0	1	0	13
WOFFORD	1-1	0-0	0-0	0	5	5	3	2	0	1	0	14
MEMPHIS	0-0	0-0	0-0	0	0	0	2	0	1	0	0	8
JACKSONVILLE	0-0	0-0	1-2	0	1	1	0	1	0	0	0	6
G. MASON	0-0	0-0	0-0	0	0	0	0	0	0	0	0	7
W. CAROLINA	0-0	0-0	0-0	1	1	2	0	0	0	1	0	13
ETSU	1-3	0-0	0-2	3	0	3	0	2	2	1	0	13
GARDNER-WEBB	0-1	0-0	0-0	2	1	3	2	0	0	0	0	7
TEXAS A&M	0-0	0-0	0-0	0	0	0	1	0	0	1	0	1
at Kentucky	0-0	0-0	0-0	0	0	0	0	0	0	0	0	3
at Mississippi St.	DNP											
VANDERBILT	0-0	0-0	0-0	0	0	0	0	0	0	1	0	2
at Auburn	DNP											
at S. Carolina	DNP											
ALABAMA	2-2	0-0	3-6	0	1	1	0	7	0	1	0	14
at Vanderbilt	2-3	0-0	2-2	1	1	2	0	6	0	0	0	11
ARKANSAS	1-3	0-0	0-0	0	2	2	1	2	0	0	0	8
AUBURN	0-1	0-0	0-0	0	0	0	0	0	0	0	0	7
at Florida	DNP											
S. CAROLINA	DNP											
at LSU	DNP											
OLE MISS	DNP											
at Texas A&M	1-1	0-0	0-0	0	1	1	1	2	0	0	1	6
FLORIDA	DNP											
TENNESSEE	DNP											
at Missouri	DNP											

## ▶ OVERALL CAREER STATISTICS

	GP-GS	MP-Avg.	FGs	Pct.	3FGs	Pct.	FTs	Pct.	O+R=Tot.-Avg.	PF-D	A	TO	BL	ST	Pts.-Avg.
2020-21	20-2	137-6.9	13-28	.464	0-2	.000	12-17	.706	6+20=26-1.3	18-0	1	10	1	4	38-1.9
2021-22	20-0	160-8.0	12-27	.444	0-1	.000	12-18	.667	10+18=28-1.4	10-0	3	8	1	2	36-1.8
TOTALS	40-2	297-7.4	25-55	.455	0-3	.000	24-35	.686	16+38=54-1.4	28-0	4	18	2	6	74-1.9

## ▶ SEC CAREER STATISTICS

	GP-GS	MP-Avg.	FGs	Pct.	3FGs	Pct.	FTs	Pct.	O+R=Tot.-Avg.	PF-D	A	TO	BL	ST	Pts.-Avg.
2020-21	13-1	63-4.8	6-15	.400	0-2	.000	5-9	.556	2+4=6-0.5	12-0	0	6	0	1	17-1.3
2021-22	8-0	58-7.3	6-10	.600	0-0	.000	5-8	.625	1+5=6-0.8	3-0	0	3	1	1	17-2.1
TOTALS	21-1	121-5.8	12-25	.480	0-2	.000	10-17	.588	3+9=12-0.6	15-0	0	9	1	2	34-1.6



# 5 CHRISTIAN WRIGHT

6-3 • 185 • FR. • ALPHARETTA, GA. • THE SKILL FACTORY • BUSINESS (INTENDED)

## SEASON & CAREER HIGHS

### POINTS

SEASON 17 vs. Memphis (12/1/21)

CAREER 17 vs. Memphis (12/1/21)

### REBOUNDS

SEASON 6 vs. Memphis (12/1/21)

CAREER 6 vs. Memphis (12/1/21)

### ASSISTS

SEASON 5 vs. Arkansas (2/2/22)

5 vs. Wofford (11/28/21)

CAREER 5 vs. Arkansas (2/2/22)

5 vs. Wofford (11/28/21)

### BLOCKS

SEASON 2 vs. Cincinnati (11/13/21)

CAREER 2 vs. Cincinnati (11/13/21)

### STEALS

SEASON 3 vs. S.C. State (11/16/21)

CAREER 3 vs. S.C. State (11/16/21)

### MINUTES

SEASON 38 vs. Memphis (12/1/21)

CAREER 38 vs. Memphis (12/1/21)

### FIELD GOALS MADE

SEASON 5 vs. Memphis (12/1/21)

CAREER 5 vs. Memphis (12/1/21)

### FIELD GOALS ATTEMPTED

SEASON 12 vs. Memphis (12/1/21)

CAREER 12 vs. Memphis (12/1/21)

### 3-POINTERS MADE

SEASON 2 vs. ETSU (12/22/21)

CAREER 2 vs. ETSU (12/22/21)

### 3-POINTERS ATTEMPTED

SEASON 4 vs. Northwestern (11/23/21)

CAREER 4 vs. Northwestern (11/23/21)

### FREE THROWS MADE

SEASON 10 vs. S. Carolina (1/22/22)

CAREER 10 vs. S. Carolina (1/22/22)

### FREE THROWS ATTEMPTED

SEASON 12 vs. S. Carolina (1/22/22)

CAREER 12 vs. S. Carolina (1/22/22)

## MISCELLANEOUS STATS

### DOUBLE-DIGIT POINTS

SEASON 3 CAREER 3

### DOUBLE-DIGIT REBOUNDS

SEASON - CAREER -

## 2021-22 SEASON HIGHLIGHTS:

- ♦ Logged 21 minutes of action in exhibition at Charlotte, scoring five points and collecting three rebounds.
- ♦ Recorded an impressive "+/-" tally in the season opener, a "+15" effort in 19 minutes.
- ♦ Has shown solid skills on the "other end" of the court. Said Tom Crean after the S.C. State game: "Christian Wright is way ahead of the game then most freshmen when it comes to defensively in the backcourt."
- ♦ Started the second half against Northwestern and scored seven of his nine points on the night while logging 19 minutes of action during the period.
- ♦ Earned his first career start against Wofford and dished out a team-high five assists.
- ♦ With Aaron Cook out due to illness, started at point guard against No. 18 Memphis and delivered career highs of 17 points and six rebounds in 38 minutes (the most action by any Bulldog in any game this season). Equally impressive, committed just one turnover against the Tigers, who entered the game forcing 18 TOs per game.
- ♦ With Kario Oquendo out due to a lower-body injury, scored a game-high 16 points at No. 2 Auburn.
- ♦ A double-digit scorer in back-to-back road outings against Auburn and South Carolina.
- ♦ In his three double-figure scoring games against No. 18 Memphis, No. 2 Auburn and South Carolina, scored 55.8 percent of his points (24-of-43) while connecting on 85.7 percent of his trips to the line (24-of-28).
- ♦ Currently ranks No. 5 among UGA's all-time single-season free throw percentage leaders at .861.

## CAREER HIGHLIGHTS:

- ♦ **PRIOR TO UGA**, coached by Rob Johnson at The Skill Factory for three seasons, including playing for the post-graduate team during 2020-21.
- ♦ Averaged 27.0 points, 5.0 rebounds, 4.0 assists and 3.0 steals per game in 2020-21 at TSF.
- ♦ Helped lead TSF capture the 2021 Phenom Post Graduate National Championship. Averaged a team-best 22.0 points in three games tourney, including 34 in the semifinals versus IMG.
- ♦ Missed almost all of 2019-20 with a shoulder injury.
- ♦ Coached by Matt Kramer as a freshman and Allen Whitehart as a sophomore at Milton High, where he scored more than 1,000 points over two seasons.
- ♦ Named honorable mention All-State by the Atlanta Journal-Constitution for Class 7A as a sophomore in 2018.
- ♦ As a sophomore, averaged 24.0 points, 6.0 rebounds and 6.0 assists per game and was voted as the 2018 Region 5-7A Player of the Year by region coaches.
- ♦ Helped Milton capture the Region 5-7A title, scoring 12 of his game-high 25 points in the fourth quarter of an 81-70 victory over Lambert in the region tourney final.

## ▶ GAME-BY-GAME LINESCORES

Opponent	FGs	3FGs	FTs	OR	DRRB	PF	PT	A	TO	B	S	MP
FIU	3-6	1-1	0-0	1	2	3	3	7	0	1	0	19
at Cincinnati	1-5	0-1	0-0	0	1	1	1	2	2	0	2	14
S.C. STATE	1-3	0-1	3-4	1	0	1	1	5	1	0	0	3
GA. TECH	2-4	0-0	1-1	2	1	3	1	5	1	0	0	25
vs. Virginia	1-1	0-0	2-3	2	2	4	0	4	2	1	0	18
vs. Northwestern	2-6	1-4	4-6	1	2	3	1	9	0	1	1	32
WOFFORD	* 0-2	0-2	2-2	0	1	1	5	2	5	4	0	1
MEMPHIS	* 5-12	1-2	6-7	2	4	6	1	17	3	1	0	38
JACKSONVILLE	* 2-4	1-2	0-0	0	1	1	2	5	0	1	0	1
G. MASON	* 1-7	0-2	5-6	1	3	4	4	7	0	1	0	21
W. CAROLINA	0-5	0-2	0-0	0	1	1	1	0	0	1	1	15
ETSU	2-5	2-3	2-2	0	4	4	1	8	3	1	0	24
GARDNER-WEBB	* 3-9	0-2	1-2	1	0	1	3	7	3	3	0	30
TEXAS A&M	2-3	0-1	1-1	0	2	2	0	5	2	0	0	13
at Kentucky	1-3	1-1	0-0	0	1	1	0	3	2	1	0	16
at Mississippi St.	1-2	0-0	2-2	0	0	0	0	4	2	0	0	17
VANDERBILT	2-5	0-1	0-0	2	2	4	1	4	2	2	1	14
at Auburn	* 4-9	0-1	8-9	1	3	4	0	16	1	1	0	34
at S. Carolina	0-2	0-1	10-12	0	1	1	3	10	2	2	0	30
ALABAMA	1-3	1-2	2-2	1	2	3	0	5	3	2	0	21
at Vanderbilt	0-2	0-0	0-0	0	1	1	2	0	3	2	0	19
ARKANSAS	2-4	0-0	2-2	1	2	3	1	6	5	5	0	21
AUBURN	0-0	0-0	0-0	0	2	2	0	0	0	2	0	8
at Florida	1-3	0-1	0-0	0	1	1	2	2	2	1	0	22
S. CAROLINA	0-1	0-0	2-2	1	2	3	0	2	3	1	0	17
at LSU	2-2	1-1	2-2	1	1	2	2	7	3	3	0	20
OLE MISS	1-5	0-1	0-0	0	1	1	0	2	1	1	0	20
at Texas A&M	* 1-3	0-0	2-2	0	0	0	3	4	2	1	0	22
FLORIDA	* 7-19	4-11	2-3	2	4	6	2	20	0	2	0	36
TENNESSEE	* 0-4	0-2	3-4	1	3	4	2	3	5	4	0	32
at Missouri	* 1-4	0-0	4-4	1	2	3	3	6	1	2	0	26

## ▶ OVERALL CAREER STATISTICS

	GP-GS	MP-Avg.	FGs	Pct.	3FGs	Pct.	FTs	Pct.	O+R=Tot.-Avg.	PF-D	A	TO	BL	ST	Pts.-Avg.
2021-22	31-10	681-22.0	44-128	.344	9-34	.265	68-79	.861	21+50=71-2.3	44-1	63	47	5	20	165-5.3
TOTALS	31-10	681-22.0	44-128	.344	9-34	.265	68-79	.861	21+50=71-2.3	44-1	63	47	5	20	165-5.3

## ▶ SEC CAREER STATISTICS

	GP-GS	MP-Avg.	FGs	Pct.	3FGs	Pct.	FTs	Pct.	O+R=Tot.-Avg.	PF-D	A	TO	BL	ST	Pts.-Avg.
2021-22	18-5	379-21.1	21-59	.356	3-12	.250	42-46	.913	10+28=38-2.1	20-0	43	32	1	10	87-4.8
TOTALS	18-5	379-21.1	21-59	.356	3-12	.250	42-46	.913	10+28=38-2.1	20-0	43	32	1	10	87-4.8



# 10 AARON COOK

6-2 • 185 • GRAD. • ST. LOUIS, MO. • TR.-GONZAGA • STRENGTH, CONDITIONING & FITNESS (MASTER'S)

## SEASON & CAREER HIGHS

### POINTS

SEASON 22 vs. S.C. State (11/16/21)

CAREER 25 vs. Indiana St. (1/24/18)

### REBOUNDS

SEASON 6 vs. Miss. St. (11/12/22)

6 vs. FIU (11/9/21)

CAREER 7 vs. Illinois Wesleyan (11/5/19)

### ASSISTS

SEASON 12 vs. W. Carolina (12/20/21)

CAREER 12 vs. W. Carolina (12/20/21)

### BLOCKS

SEASON 17X, last Arkansas (2/2/22)

CAREER 26X, last Loyola-Chi. (1/27/19)

### STEALS

SEASON 34X, last Missouri (3/5/22)

CAREER 7 vs. Oakland (11/10/19)

### MINUTES

SEASON 39 vs. Texas A&M (2/22/22)

CAREER 39 vs. Texas A&M (2/22/22)

39 vs. Missouri St. (1/2/19)

39 vs. Illinois St. (3/3/18)

### FIELD GOALS MADE

SEASON 8 vs. S.C. State (11/16/21)

CAREER 84X, last S.C. State (11/16/21)

### FIELD GOALS ATTEMPTED

SEASON 14 vs. Alabama (1/25/22)

14 vs. Kentucky (1/8/22)

CAREER 15 vs. Buffalo (11/12/18)

### 3-POINTERS MADE

SEASON 4 vs. Ga. Tech (11/19/21)

CAREER 5 vs. SE Missouri St. (12/8/18)

### 3-POINTERS ATTEMPTED

SEASON 64X, last Florida (2/9/22)

CAREER 9 vs. SE Missouri St. (12/9/17)

### FREE THROWS MADE

SEASON 43X, last Florida (2/9/22)

CAREER 83X, last SE Missouri St. (12/8/18)

### FREE THROWS ATTEMPTED

SEASON 6 vs. Auburn (2/5/22)

6 vs. Cincinnati (11/13/21)

CAREER 112X, last Indiana St. (2/17/18)

## MISCELLANEOUS STATS

### DOUBLE-DIGIT POINTS

SEASON 18 CAREER 64

### DOUBLE-DIGIT ASSISTS

SEASON 2 CAREER 3

### DOUBLE-DOUBLES

SEASON 2 CAREER 2

### 20-POINT GAMES

SEASON 1 CAREER 4

## 2021-22 SEASON HIGHLIGHTS:

- ♦ Led UGA in points, assists and steals in the season opener.
- ♦ Notched his first career double-double at Cincinnati.
- ♦ Moved past 1,000 career points during a 22-point outburst against S.C. State.
- ♦ Missed the Memphis game due to an illness.
- ♦ Dished out 12 assists against Western Carolina en route to his second double-double of the year.
- ♦ At Auburn, became just the 18th D-I MBB player ever to participate in 150 career games.
- ♦ Joined UGA's top-20 season assist leaders during against Auburn in Athens. Currently No. 3, nine from No. 2.
- ♦ Among SEC leaders, No. 2 in assists (5.4 apg), No. 4 in assist-to-TO ratio (1.81) and No. 6 in PT (32.1 mpg).

## CAREER HIGHLIGHTS:

- ♦ **IN FIVE SEASONS PRIOR TO UGA**, played four years at SIU and on Gonzaga's 2021 NCAA runner-up squad.
- ♦ All told, entered the 2021-22 season with career tallies of 972 points, 309 assists, 244 rebounds and 164 steals.
- ♦ Notched 46 double-figure scoring outputs (three at Gonzaga and 43 at SIU), with a trio of 20-point performances.
- ♦ **AT GONZAGA IN 2020-21**, played in 30 of 32 games for the NCAA runner-up and logged double-digit minutes in 25 contests, including four of six NCAA Tournament outings.
- ♦ Averaged 4.2 points overall and upped that in West Coast Conference action to 5.3 points per game.
- ♦ **AT SIU FROM 2016-20**, played in 103 and among the Salukis' career leaders, wrapped up his career ranked No. 10 in steals (138) and No. 17 in assists (258).
- ♦ Played and started six contests in 2019-20 before breaking his hand and pursuing a medical redshirt.
- ♦ **PRIOR TO SIU**, coached by Doug Coleman at Westminster Christian Academy, where he was voted first-team Class 4 All-State by the Missouri Basketball Coaches Association (MBCA) in 2016.
- ♦ As a senior, led the Westminster Wildcats to the Class 4, District 4 regular-season title.
- ♦ As a junior, averaged 16.5 points while helping the Wildcats post a 24-6 record, earn their first district championship in nine years and reach the quarterfinals of the 2015 Class 4 state tournament.
- ♦ Earned his bachelor's degree in Exercise Science from SIU in 2020 and is pursuing a master's in Kinesiology (Strength, Conditioning & Fitness) at UGA.

## ▶ GAME-BY-GAME LINESCORES

Opponent	FGs	3FGs	FTs	OR	DRRB	PF	PT	A	TO	B	S	MP
FIU	* 3-12	1-3	3-4	1	5	6	0	10	8	4	0	34
at Cincinnati	* 3-8	1-1	3-6	0	1	1	3	10	10	5	0	30
S.C. STATE	* 8-11	3-5	3-4	0	3	3	0	22	7	3	0	36
GA. TECH	* 6-13	4-6	2-4	0	2	2	2	18	6	4	0	29
vs. Virginia	* 2-12	0-5	0-0	2	3	5	4	4	8	1	0	32
vs. Northwestern	* 4-12	1-5	1-2	2	1	3	1	10	6	3	0	35
WOFFORD	* 2-10	1-4	0-0	0	2	2	2	5	4	5	0	30
MEMPHIS	DNP											
JACKSONVILLE	* 3-5	1-3	2-2	0	5	5	1	9	5	4	0	36
G. MASON	* 2-10	0-4	0-0	0	1	1	2	4	5	1	0	23
W. CAROLINA	* 5-8	2-4	1-2	0	2	2	0	13	12	4	1	35
ETSU	* 7-12	2-6	1-1	0	2	2	2	17	6	2	1	31
GARDNER-WEBB	* 2-10	0-5	1-2	0	3	3	1	5	5	3	1	28
TEXAS A&M	* 2-5	0-1	2-2	0	0	0	1	6	6	3	1	31
at Kentucky	* 6-14	1-3	4-4	0	1	1	1	17	5	4	0	36
at Mississippi St.	* 1-7	0-1	2-2	0	6	6	1	4	4	5	1	34
VANDERBILT	* 5-12	0-3	0-0	0	3	3	5	10	4	4	0	37
at Auburn	* 3-7	1-2	2-2	0	1	1	1	9	2	3	0	31
at S. Carolina	* 1-6	0-2	0-0	0	2	2	4	2	7	5	1	30
ALABAMA	* 5-14	1-6	4-5	0	1	1	3	15	4	1	0	35
at Vanderbilt	* 7-12	1-2	3-5	0	0	0	3	18	4	1	0	27
ARKANSAS	* 4-11	1-3	3-4	0	3	3	1	12	6	2	1	30
AUBURN	* 4-14	0-2	2-6	0	4	4	3	10	9	1	0	33
at Florida	* 4-11	2-6	4-4	0	2	2	4	14	2	4	0	27
S. CAROLINA	* 5-11	0-3	1-2	0	5	5	4	11	6	4	0	29
at LSU	* 2-5	1-3	1-2	0	2	2	0	6	2	5	0	26
OLE MISS	* 3-6	0-1	0-0	0	0	0	1	6	2	1	0	23
at Texas A&M	* 3-6	1-3	0-0	0	5	5	0	7	7	4	0	39
FLORIDA	* 4-11	2-5	0-0	0	2	2	3	10	4	0	0	35
TENNESSEE	* 5-15	2-6	5-6	1	1	2	3	17	4	3	0	34
at Missouri	* 6-11	1-2	3-5	0	2	2	2	16	1	0	0	38

## ▶ OVERALL CAREER STATISTICS

	GP-GS	MP-Avg.	FGs	Pct.	3FGs	Pct.	FTs	Pct.	O+R=Tot.-Avg.	PF-D	A	TO	BL	ST	Pts.-Avg.
2016-17	32-0	339-10.6	27-81	.333	5-27	.185	38-49	.776	7+19=26-0.8	28-0	30	27	8	31	97-3.0
2017-18	33-32	989-30.0	108-246	.439	38-99	.384	71-102	.696	7+69=76-2.3	61-0	90	74	9	47	325-9.8
2018-19	32-32	1051-32.8	112-284	.394	40-115	.348	69-106	.651	14+62=76-2.4	50-1	118	80	9	41	333-10.4
2019-20	6-6	187-31.2	37-67	.552	3-11	.273	13-22	.591	2+16=18-3.0	14-0	20	14	1	19	90-15.0
SIU	103-70	2566-24.9	284-678	.419	86-252	.341	191-279	.685	30+166=196-1.9	153-1	258	195	27	138	845-8.2
2020-21-GU	30-1	404-13.5	45-90	.500	14-40	.350	23-35	.657	7+41=48-1.6	38-0	51	34	4	26	127-4.2
2021-22	30-30	964-32.1	117-301	.389	30-105	.286	53-76	.697	6+70=76-2.5	58-1	161	89	7	39	317-10.6
TOTALS	163-101	3933-24.1	446-1069	.417	130-397	.327	267-390	.685	43+277=320-2.0	249-2	470	318	38	203	1289-7.9

## ▶ SEC CAREER STATISTICS

	GP-GS	MP-Avg.	FGs	Pct.	3FGs	Pct.	FTs	Pct.	O+R=Tot.-Avg.	PF-D	A	TO	BL	ST	Pts.-Avg.
2021-22	18-18	575-31.9	70-178	.393	14-54	.259	36-49	.735	1+40=41-2.3	40-1	79	50	4	21	190-10.6
TOTALS	18-18	575-31.9	70-178	.393	14-54	.259	36-49	.735	1+40=41-2.3	40-1	79	50	4	21	190-10.6





# 11 JAXON ETTER

6-4 • 205 • JR. • WOODSTOCK, GA. • ETOWAH HIGH SCHOOL • REAL ESTATE

## SEASON & CAREER HIGHS

### POINTS

SEASON 16 vs. Vanderbilt (1/15/22)

CAREER 16 vs. Vanderbilt (1/15/22)

### REBOUNDS

SEASON 7 vs. Florida (2/9/22)

CAREER 7 vs. Florida (2/9/22)

### ASSISTS

SEASON 4 vs. Texas A&amp;M (1/4/22)

4 vs. Wofford (11/28/21)

CAREER 4 vs. Texas A&amp;M (1/4/22)

4 vs. Wofford (11/28/21)

### BLOCKS

SEASON 2 vs. Auburn (2/5/22)

CAREER 2 vs. Auburn (2/5/22)

### STEALS

SEASON 2 vs. Auburn (2/5/22)

2 vs. Vanderbilt (1/29/22)

CAREER 3 vs. South Carolina (2/27/21)

### MINUTES

SEASON 35 vs. Auburn (1/19/22)

CAREER 35 vs. Auburn (1/19/22)

### FIELD GOALS MADE

SEASON 5 vs. Auburn (2/5/22)

5 vs. Vanderbilt (1/15/22)

CAREER 5 vs. Auburn (2/5/22)

5 vs. Vanderbilt (1/15/22)

### FIELD GOALS ATTEMPTED

SEASON 8 4X, last LSU (2/16/22)

CAREER 8 4X, last LSU (2/16/22)

### 3-POINTERS MADE

SEASON 4 vs. Vanderbilt (1/15/22)

CAREER 4 vs. Vanderbilt (1/15/22)

### 3-POINTERS ATTEMPTED

SEASON 5 vs. Vanderbilt (1/15/22)

CAREER 5 vs. Vanderbilt (1/15/22)

### FREE THROWS MADE

SEASON 4 3X, last ETSU (12/22/21)

CAREER 4 4X, last ETSU (12/22/21)

### FREE THROWS ATTEMPTED

SEASON 7 vs. Ga. Tech (11/19/21)

CAREER 7 vs. Ga. Tech (11/19/21)

## MISCELLANEOUS STATS

### DOUBLE-DIGIT POINTS

SEASON 2 CAREER 2

### DOUBLE-DIGIT REBOUNDS

SEASON - CAREER -

### DOUBLE-DOUBLES

SEASON - CAREER -

## 2021-22 SEASON HIGHLIGHTS:

- ♦ Recorded his first "unofficial" double-figure scoring output at UGA by scoring 10 points in an exhibition at Charlotte.
- ♦ Notched his first career start for upset of No. 18 Memphis.
- ♦ After playing 177 total minutes as a freshman and a sophomore, logged 188 minutes in the first eight games.
- ♦ Missed the Gardner-Webb game due to back spasms.
- ♦ Returned to log what was then a career-high 31 minutes in the SEC opener against Texas A&M.
- ♦ Led UGA offensively with a career-high 16 points against Vanderbilt, securing his first collegiate double-digit output with 11 points in the first half alone.
- ♦ Has drawn 30 offensive fouls in 30 GP on the year...and 38 in his last 41 games dating back to last season.
- ♦ Season-high three charges drawn in outings against Ga. Tech, Western Carolina and LSU.
- ♦ Entered the season with career averages of 1.6 ppg, 0.8 rpg and 6.1 mpg but has more dramatically increased each of those to 5.2 ppg, 3.0 rpg and 25.5 mpg in 21-22.

## CAREER HIGHLIGHTS:

- ♦ **AS A SOPHOMORE IN 2020-21**, named to the SEC Academic Honor Roll for the second-straight season.
- ♦ Logged action in six of seven non-conference games and key contributor in the win over Samford. Recorded a "+/-" of "+8" in just four MP and scored with 1:17 left to give UGA its first lead of the night.
- ♦ After playing a combined eight mop-up minutes in the first eight SEC games (with five DNP's), earned meaningful PT UGA's last 11 outings.
- ♦ In five outings from Feb. 6-20 scored 34 points, more four times as many as the eight points he did in his previous 20 career appearances for Georgia.
- ♦ Also played 86 minutes in those five outings vs. Vanderbilt, Tennessee, Alabama, Missouri and Florida... compared to 60 MP combined in his first 20 GPs.
- ♦ **AS A FRESHMAN IN 2019-20**, secured late-game playing time in nine contests.
- ♦ **PRIOR TO UGA**, coached by Jason Dasinger as a junior and senior and by Allen Whitehart as a sophomore at Etowah, helping the Eagles win three consecutive Region titles.
- ♦ Tabbed All-State by the Atlanta Journal-Constitution in both 2018 (second team) and 2019 (honorable mention).
- ♦ Named team MVP of the 2018 GACA All-Star game after recording 23 points, three rebounds, three assists and three steals for the South in a 118-106 victory.

## ▶ GAME-BY-GAME LINESCORES

Opponent	FGs	3FGs	FTs	OR	DRRB	PF	PT	A	TO	B	S	MP	
FIU	2-6	1-3	4-4	0	3	3	1	9	1	0	0	28	
at Cincinnati	1-5	1-2	0-0	0	3	3	4	3	1	2	0	19	
S.C. STATE	2-4	0-0	0-0	0	2	2	3	4	2	0	0	20	
GA. TECH	1-3	1-1	3-7	0	3	3	3	6	0	1	0	27	
vs. Virginia	0-1	0-0	2-4	2	2	4	2	2	0	1	0	21	
vs. Northwestern	2-4	0-1	0-0	0	2	2	1	4	1	1	1	26	
WOFFORD	0-2	0-1	0-0	0	2	2	2	0	4	0	0	26	
MEMPHIS	* 0-1	0-1	4-4	2	1	3	4	4	3	4	0	21	
JACKSONVILLE	3-4	0-1	2-2	1	2	3	1	8	0	2	0	25	
G. MASON	3-5	1-2	2-2	2	3	5	2	9	3	2	0	22	
W. CAROLINA	* 4-8	0-2	1-3	0	2	2	4	9	2	0	0	28	
ETSU	* 0-4	0-3	4-4	2	3	5	3	4	3	0	0	25	
GARDNER-WEBB	DNP												
TEXAS A&M	* 3-8	1-2	0-0	2	2	4	1	7	4	0	0	31	
at Kentucky	* 1-2	1-1	0-0	0	2	2	3	3	3	0	0	1	26
at Mississippi St.	* 2-2	1-1	0-0	1	2	3	4	5	0	0	0	24	
VANDERBILT	* 5-8	4-5	2-2	0	3	3	2	16	2	1	0	28	
at Auburn	* 1-3	1-2	1-2	0	2	2	3	4	1	4	0	35	
at S. Carolina	* 1-1	0-0	0-0	0	2	2	2	2	0	1	0	29	
ALABAMA	* 3-3	2-2	0-0	0	1	1	4	8	2	2	0	17	
at Vanderbilt	* 2-5	0-1	0-0	2	3	5	3	4	3	1	0	32	
ARKANSAS	* 0-1	0-1	1-2	1	3	4	3	1	0	3	0	15	
AUBURN	* 5-6	1-1	2-4	1	3	4	4	13	2	0	2	33	
at Florida	* 0-1	0-0	0-0	5	2	7	0	0	1	1	0	31	
S. CAROLINA	* 1-6	0-2	2-2	0	1	1	3	4	1	1	0	26	
at LSU	* 0-8	0-3	0-0	1	3	4	0	0	1	2	0	1	28
OLE MISS	* 1-2	0-0	2-2	0	0	0	0	4	1	1	0	1	23
at Texas A&M	* 1-1	1-1	0-0	0	0	0	5	3	1	1	0	0	22
FLORIDA	* 2-3	0-0	0-0	0	2	2	0	4	1	2	0	0	21
TENNESSEE	* 3-6	1-2	0-0	2	3	5	2	7	1	1	2	0	25
at Missouri	* 2-5	1-2	3-4	1	3	4	4	8	1	0	0	0	31

## ▶ OVERALL CAREER STATISTICS

	GP-GS	MP-Avg.	FGs	Pct.	3FGs	Pct.	FTs	Pct.	O+R=Tot.-Avg.	PF-D	A	TO	BL	ST	Pts.-Avg.
2019-20	9-0	19-2.1	0-1	.000	0-1	.000	0-0	.000	0+2=2-0.2	2-0	0	0	0	1	0-0.0
2020-21	20-0	158-7.9	17-27	.630	3-6	.500	10-11	.909	6+15=21-1.1	21-0	6	5	0	7	47-2.4
2021-22	30-21	765-25.5	51-118	.432	18-43	.419	35-48	.729	25+65=90-3.0	73-1	45	34	5	19	155-5.2
<b>TOTALS</b>	<b>59-21</b>	<b>942-16.0</b>	<b>68-146</b>	<b>.466</b>	<b>21-50</b>	<b>.420</b>	<b>45-59</b>	<b>.763</b>	<b>31+82=113-1.9</b>	<b>96-1</b>	<b>51</b>	<b>39</b>	<b>5</b>	<b>27</b>	<b>202-3.4</b>

## ▶ SEC CAREER STATISTICS

	GP-GS	MP-Avg.	FGs	Pct.	3FGs	Pct.	FTs	Pct.	O+R=Tot.-Avg.	PF-D	A	TO	BL	ST	Pts.-Avg.
2019-20	4-0	8-2.0	0-0	.000	0-0	.000	0-0	.000	0+1=1-0.3	1-0	0	0	0	0	0-0.0
2020-21	13-0	127-9.8	15-21	.714	3-6	.500	8-9	.889	5+10=15-1.2	17-0	5	4	0	7	41-3.2
2021-22	18-18	477-26.5	33-71	.465	14-26	.538	13-18	.722	16+37=53-2.9	43-1	25	21	4	14	93-5.2
<b>TOTALS</b>	<b>35-18</b>	<b>612-17.5</b>	<b>48-92</b>	<b>.522</b>	<b>17-32</b>	<b>.531</b>	<b>21-27</b>	<b>.778</b>	<b>21+48=69-2.0</b>	<b>61-1</b>	<b>30</b>	<b>25</b>	<b>4</b>	<b>21</b>	<b>134-3.8</b>



# 12 JOSH TAYLOR

6-9 • 215 • SOPH. • ATLANTA, GA. • NORCROSS HIGH SCHOOL • HOUSING MANAGEMENT & POLICY

## SEASON & CAREER HIGHS

### POINTS

SEASON 4 vs. Wofford (11/28/21)

CAREER 4 vs. Wofford (11/28/21)

### REBOUNDS

SEASON 2 vs. S. Carolina (1/22/22)

2 vs. Miss. St. (1/12/22)

CAREER 5 vs. Jacksonville (12/4/20)

5 vs. North Georgia (12/2/20)

### ASSISTS

SEASON -

CAREER -

### BLOCKS

SEASON -

CAREER 1 vs. Cincinnati (12/19/20)

### STEALS

SEASON 2 vs. Miss. St. (1/12/22)

CAREER 2 vs. Miss. St. (1/12/22)

### MINUTES

SEASON 12 vs. Miss. St. (1/12/22)

CAREER 12 vs. Miss. St. (1/12/22)

### FIELD GOALS MADE

SEASON 2 vs. Wofford (11/28/21)

CAREER 2 vs. Wofford (11/28/21)

### FIELD GOALS ATTEMPTED

SEASON 3 vs. Auburn (1/19/22)

CAREER 3 vs. Auburn (1/19/22)

### 3-POINTERS MADE

SEASON -

CAREER -

### 3-POINTERS ATTEMPTED

SEASON -

CAREER -

### FREE THROWS MADE

SEASON 1 vs. Auburn (1/19/22)

CAREER 1 vs. Auburn (1/19/22)

### FREE THROWS ATTEMPTED

SEASON 1 vs. Auburn (1/19/22)

1 vs. Wofford (11/28/21)

CAREER 1 vs. Auburn (1/19/22)

1 vs. Wofford (11/28/21)

## MISCELLANEOUS STATS

### DOUBLE-DIGIT POINTS

SEASON - CAREER -

### DOUBLE-DIGIT REBOUNDS

SEASON - CAREER -

## 2021-22 SEASON HIGHLIGHTS:

- ♦ Scored a career-high four points in three minutes of first-half action against Wofford.
- ♦ Notched his first career SEC points with a nifty reverse layup at Kentucky.
- ♦ Logged 12 minutes at Mississippi State, two MP more than he did in the first 15 games of the season combined.
- ♦ His 12 minutes of action in Starkville was twice as many as his previous career most – six against Jacksonville last season.
- ♦ Did not dress for the South Carolina game in Athens due to an illness.
- ♦ After seeing action in three of 13 non-conference games and averaging 2.3 mpg, has played in seven of 18 SEC outings and doubled that average to 4.6 mpg.

## CAREER HIGHLIGHTS:

- ♦ **AS A FRESHMAN IN 2020-21**, logged action in seven games.
- ♦ Active on the boards against North Georgia and Jacksonville, grabbing five rebounds in five minutes vs. the Nighthawks and five caroms in six minutes vs. the Dolphins.
- ♦ **PRIOR TO UGA**, coached by Jesse McMillan at Norcross High as a senior.
- ♦ Rated as a three-star prospect and ranked as the nation's No. 128 prospect by 247Sports.com, No. 129 by rivals.com and No. 138 in the 247Sports.com composite.
- ♦ Named honorable mention all-state by the Atlanta Journal-Constitution for Class 7A as a senior at Norcross.
- ♦ At Norcross, averaged 11.7 points, 10.7 rebounds and 1.0 blocks per game for the Blue Devils, making him one of three players among all 24 high schools in Gwinnett County who averaged a double-double during 2019-20.
- ♦ Coached by Freddy Johnson at Greensboro (N.C.) Day School as a junior, where he contributed 9.1 points and a team-high 7.0 rebounds per game.
- ♦ Helped the Bengals compile a 30-5 record and win the 2019 N.C. Independent School Athletic Association (NCISSA) Class 4A State Tournament.
- ♦ Coached by Dr. Phillip McCrary at Columbia High in Atlanta as a freshman and sophomore and averaged a double-double in both seasons – 10 points and 12 boards as a freshman and 12 points and 13 boards as a

## ▶ GAME-BY-GAME LINESCORES

Opponent	FGs	3FGs	FTs	OR	DRRB	PF	PT	A	TO	B	S	MP
FIU	DNP											
at Cincinnati	DNP											
S.C. STATE	DNP											
GA. TECH	DNP											
vs. Virginia	DNP											
vs. Northwestern	DNP											
WOFFORD	2-2	0-0	0-1	1	0	1	0	4	0	0	0	3
MEMPHIS	DNP											
JACKSONVILLE	0-1	0-0	0-0	0	1	1	0	0	0	0	0	2
G. MASON	DNP											
W. CAROLINA	DNP											
ETSU	DNP											
GARDNER-WEBB	0-0	0-0	0-0	0	0	0	0	0	0	0	0	2
TEXAS A&M	DNP											
at Kentucky	1-1	0-0	0-0	0	0	0	0	2	0	0	0	3
at Mississippi St.	0-0	0-0	0-0	0	2	2	1	0	0	2	0	12
VANDERBILT	DNP											
at Auburn	1-3	0-0	1-1	1	0	1	2	3	0	0	0	8
at S. Carolina	1-1	0-0	0-0	0	2	2	0	2	0	1	0	5
ALABAMA	DNP											
at Vanderbilt	DNP											
ARKANSAS	0-0	0-0	0-0	0	0	0	0	0	0	0	0	1
AUBURN	DNP											
at Florida	DNP											
S. CAROLINA	DNP											
at LSU	0-0	0-0	0-0	0	0	0	0	0	0	0	0	1
OLE MISS	DNP											
at Texas A&M	DNP											
FLORIDA	0-0	0-0	0-0	0	0	0	0	0	0	0	0	2
TENNESSEE	DNP											
at Missouri	DNP											

## ▶ OVERALL CAREER STATISTICS

	GP-GS	MP-Avg.	FGs	Pct.	3FGs	Pct.	FTs	Pct.	O+R=Tot.-Avg.	PF-D	A	TO	BL	ST	Pts.-Avg.
2020-21	7-0	19-2.7	1-4	.250	0-0	.000	0-0	.000	3+8=11-1.6	5-0	0	4	1	1	2-0.3
2021-22	10-0	39-3.9	5-8	.625	0-0	.000	1-2	.500	2+5=7-0.7	3-0	0	3	0	2	11-1.1
TOTALS	17-0	58-3.4	6-12	.500	0-0	.000	1-2	.500	5+13=18-1.1	8-0	0	7	1	3	13-0.8

## ▶ SEC CAREER STATISTICS

	GP-GS	MP-Avg.	FGs	Pct.	3FGs	Pct.	FTs	Pct.	O+R=Tot.-Avg.	PF-D	A	TO	BL	ST	Pts.-Avg.
2020-21	2-0	2-1.0	0-0	.000	0-0	.000	0-0	.000	0+0=0-0.0	1-0	0	0	0	0	0-0.0
2021-22	7-0	32-4.6	3-5	.600	0-0	.000	1-1	1.000	1+4=5-0.7	3-0	0	3	0	2	7-1.0
TOTALS	9-0	34-3.8	3-5	.600	0-0	.000	1-1	1.000	1+4=5-0.6	4-0	0	3	0	2	7-0.8







# 15 DALEN RIDGINAL

6-7 • 220 • JR. • KANSAS CITY, MO. • TR.-COWLEY COLLEGE • CONSUMER ECONOMICS

## SEASON & CAREER HIGHS

### POINTS

SEASON 10 vs. W. Carolina (12/20/21)

CAREER 10 vs. W. Carolina (12/20/21)

### REBOUNDS

SEASON 9 vs. W. Carolina (12/20/21)

CAREER 9 vs. W. Carolina (12/20/21)

### ASSISTS

SEASON 2 vs. Florida (2/26/22)

CAREER 2 vs. Florida (2/26/22)

### BLOCKS

SEASON 1 5X, last Missouri (3/5/22)

CAREER 1 5X, last Missouri (3/5/22)

### STEALS

SEASON 1 4X, last Missouri (3/5/22)

CAREER 1 4X, last Missouri (3/5/22)

### MINUTES

SEASON 26 vs. Alabama (1/25/22)

CAREER 26 vs. Alabama (1/25/22)

### FIELD GOALS MADE

SEASON 3 vs. Arkansas (2/2/22)

3 vs. W. Carolina (12/20/21)

CAREER 3 vs. Arkansas (2/2/22)

3 vs. W. Carolina (12/20/21)

### FIELD GOALS ATTEMPTED

SEASON 6 3X, last Alabama (1/25/22)

CAREER 6 3X, last Alabama (1/25/22)

### 3-POINTERS MADE

SEASON 2 4X, last Arkansas (2/2/22)

CAREER 2 4X, last Arkansas (2/2/22)

### 3-POINTERS ATTEMPTED

SEASON 4 vs. W. Carolina (12/20/21)

CAREER 4 vs. W. Carolina (12/20/21)

### FREE THROWS MADE

SEASON 2 4X, last Ole Miss (2/19/22)

CAREER 2 4X, last Ole Miss (2/19/22)

### FREE THROWS ATTEMPTED

SEASON 2 6X, last Ole Miss (2/19/22)

CAREER 2 6X, last Ole Miss (2/19/22)

## MISCELLANEOUS STATS

### DOUBLE-DIGIT POINTS

SEASON 1 CAREER 1

### DOUBLE-DIGIT REBOUNDS

SEASON - CAREER -

## 2021-22 SEASON HIGHLIGHTS:

- ♦ Active on the boards at Cincinnati, with five rebounds in seven minutes of action.
- ♦ Double his previous high for PT with 14 minutes of action against Wofford.
- ♦ Expected to see increased action following season-ending injury to Jailyn Ingram and responded with career bests of six points, seven boards and 17 minutes in the next outing versus George Mason.
- ♦ Fell just shy of his first double-double with new career highs of 10 points and nine rebounds against Western Carolina...in just 12 minutes of PT.
- ♦ Missed the Texas A&M and Kentucky games due to COVID.
- ♦ Dressed out but did not see action at Mississippi State.
- ♦ In his first action of the 2022 calendar, chipped in five points and six boards in 13 minutes against Vanderbilt.
- ♦ Grabbed a game-high seven boards at No. 2 Auburn.
- ♦ Upped his season high for playing time by nine minutes during the Alabama game – from 17 vs. George Mason to 26 against the Tide.
- ♦ Recorded his first career start at LSU.
- ♦ After averaging 2.1 ppg and 7.4 mpg in non-conference play, has upped his contributions to 3.3 ppg and 12.7 mpg in SEC action.

## CAREER HIGHLIGHTS:

- ♦ **PRIOR TO UGA AT COLWEY**, coached by Tommy DeSalme at Cowley, which was 50-11 over his two seasons and finished as NJCAA runner-up in 2021.
- ♦ One of two junior college players to be named All-America in both 2020 and 2021 – along with Louisville's El Ellis.
- ♦ Started 47 of 60 games and averaged a double-double of 18.6 ppg (1,118 points) and 11.7 rpg (699 rebounds).
- ♦ As a sophomore in 2020-21, started all 29 games for the Tigers, who finished 24-5 overall and as runner-up in the NJCAA Tournament.
- ♦ Averaged 21.1 points and 12.8 rebounds and overall scored the most points (611) and grabbed the most boards (371) of any NJCAA player during the 2020-21 season.
- ♦ As a freshman in 2019-20, started 18 of 31 games played and averaged 16.4 points and 10.6 rebounds per game.
- ♦ **PRIOR TO COWLEY**, coached by Bryan Lippman and Omar Gonzalez at Lincoln Academy in Suwanee, Ga., as a senior. Helped Lincoln go 22-5 with four current D-I players: Georgia teammate Cam McDowell, Frank Anselem (Syracuse), Elias King (Middle Tennessee) and Moulaye Sissoko (Dayton).
- ♦ Coached by Pete Campbell at Rockhurst High in Kansas City as a sophomore and junior.
- ♦ As a junior, helped Rockhurst to a 22-6 finish and the "Elite Eight" round of the Class 5 State Tournament.

## ▶ GAME-BY-GAME LINESCORES

Opponent	FGs	3FGs	FTs	OR	DRRB	PF	PT	A	TO	B	S	MP
FIU	DNP											
at Cincinnati	1-1	1-1	0-0	0	5	5	1	3	0	0	0	7
S.C. STATE	0-1	0-1	0-0	0	0	0	0	0	0	0	0	2
GA. TECH	0-1	0-1	0-0	0	1	1	0	0	0	0	0	5
vs. Virginia	0-1	0-1	0-0	0	0	0	1	0	0	0	0	4
vs. Northwestern	0-1	0-1	0-0	0	0	0	0	0	0	0	0	3
WOFFORD	0-1	0-0	2-2	1	3	4	1	2	0	0	1	14
MEMPHIS	0-1	0-1	0-0	0	0	0	1	0	0	0	0	3
JACKSONVILLE	0-1	0-1	0-2	0	1	1	0	0	1	0	0	4
G. MASON	2-6	2-3	0-0	0	7	7	1	6	0	0	0	17
W. CAROLINA	3-6	2-4	2-2	3	6	9	0	10	0	0	0	12
ETSU	1-3	0-2	2-2	0	4	4	0	4	1	0	0	10
GARDNER-WEBB	0-1	0-1	0-0	0	1	1	0	0	0	1	0	7
TEXAS A&M	DNP											
at Kentucky	DNP											
at Mississippi St.	DNP											
VANDERBILT	2-2	1-1	0-0	2	4	6	0	5	0	1	0	13
at Auburn	1-4	0-2	0-1	0	7	7	4	2	0	1	0	14
at S. Carolina	2-4	2-3	1-2	1	3	4	3	7	1	0	0	13
ALABAMA	2-6	0-3	0-0	3	2	5	1	4	1	0	0	26
at Vanderbilt	1-5	0-3	0-0	0	5	5	2	2	1	0	0	12
ARKANSAS	3-4	2-3	0-0	0	1	1	1	8	0	1	1	14
AUBURN	0-1	0-1	0-0	0	0	0	0	0	0	0	0	3
at Florida	0-1	0-0	0-0	1	0	1	0	0	1	0	0	14
S. CAROLINA	0-1	0-1	0-0	0	0	0	2	0	0	0	0	5
at LSU	* 2-3	0-1	0-0	0	4	4	1	4	0	0	0	18
OLE MISS	1-1	1-1	2-2	1	2	3	1	5	0	0	1	11
at Texas A&M	0-1	0-1	0-0	0	0	0	0	0	0	1	0	1
FLORIDA	2-4	2-3	3-4	1	2	3	2	9	2	1	1	18
TENNESSEE	2-4	0-2	0-0	1	3	4	1	4	2	0	0	16
at Missouri	0-2	0-0	0-0	0	3	3	3	0	0	1	1	12

## ▶ OVERALL CAREER STATISTICS

	GP-GS	MP-Avg.	FGs	Pct.	3FGs	Pct.	FTs	Pct.	O+R=Tot.-Avg.	PF-D	A	TO	BL	ST	Pts.-Avg.
2021-22	27-1	278-10.3	25-67	.373	13-42	.310	12-17	.706	14+64=78-2.9	26-0	10	7	5	4	75-2.8
TOTALS	27-1	278-10.3	25-67	.373	13-42	.310	12-17	.706	14+64=78-2.9	26-0	10	7	5	4	75-2.8

## ▶ SEC CAREER STATISTICS

	GP-GS	MP-Avg.	FGs	Pct.	3FGs	Pct.	FTs	Pct.	O+R=Tot.-Avg.	PF-D	A	TO	BL	ST	Pts.-Avg.
2021-22	15-1	190-12.7	18-43	.419	8-25	.320	6-9	.667	10+36=46-3.1	21-0	8	6	4	4	50-3.3
TOTALS	15-1	190-12.7	18-43	.419	8-25	.320	6-9	.667	10+36=46-3.1	21-0	8	6	4	4	50-3.3



# 20 NOAH BAUMANN

6-6 • 210 • SR. • PHOENIX, ARIZ. • TR.-SOUTHERN CAL • SPORT MANAGEMENT

## SEASON & CAREER HIGHS

### POINTS

SEASON 25 vs. ETSU (12/22/21)

CAREER 29 vs. Utah St. (1/16/19)

### REBOUNDS

SEASON 11 vs. W. Carolina (12/20/21)

CAREER 11 vs. W. Carolina (12/20/21)

### ASSISTS

SEASON 4 vs. W. Carolina (12/20/21)

CAREER 5 3X, last New Mexico (2/27/19)

### BLOCKS

SEASON 2 vs. W. Carolina (12/20/21)

CAREER 2 vs. W. Carolina (12/20/21)

### STEALS

SEASON 1 7X, last S. Carolina (2/12/22)

CAREER 3 4X, last New Mexico (2/13/19)

### MINUTES

SEASON 36 vs. Gardner-Webb (12/29/21)

CAREER 40 vs. Stanford (12/18/18)

### FIELD GOALS MADE

SEASON 8 vs. ETSU (12/22/21)

CAREER 9 vs. Utah St. (1/16/19)

### FIELD GOALS ATTEMPTED

SEASON 14 vs. Texas A&amp;M (1/4/22)

CAREER 17 vs. Wyoming (3/6/19)

### 3-POINTERS MADE

SEASON 7 vs. ETSU (12/22/21)

CAREER 7 3X, last ETSU (12/22/21)

### 3-POINTERS ATTEMPTED

SEASON 12 vs. S. Carolina (1/22/22)

CAREER 14 vs. Wyoming (3/6/19)

### FREE THROWS MADE

SEASON 5 vs. S. Carolina (1/22/22)

CAREER 5 vs. S. Carolina (1/22/22)

5 vs. Utah St. (1/30/19)

### FREE THROWS ATTEMPTED

SEASON 5 vs. Vanderbilt (1/29/22)

5 vs. S. Carolina (1/22/22)

CAREER 7 vs. Utah St. (1/30/19)

## MISCELLANEOUS STATS

### DOUBLE-DIGIT POINTS

SEASON 9 CAREER 31

### DOUBLE-DIGIT REBOUNDS

SEASON 1 CAREER 1

### DOUBLE-DOUBLES

SEASON - CAREER -

### 20-POINT GAMES

SEASON 1 CAREER 5

## 2021-22 SEASON HIGHLIGHTS:

- ◇ Proposed to his longtime girlfriend Mackenzie Moore on Nov. 14. They've known each other since they were 7th graders at Akimel (pronounced ah-kee-mull) Middle School and started dating as seniors at Desert Vista High School.
- ◇ Limited due to an illness at the Roman Legends Classic. Did not start against Virginia and then remained at the team hotel for the Northwestern game.
- ◇ Grabbed a career-high 11 rebounds against Western Carolina, more than double his previous best of five.
- ◇ In stats for SEC games only, No. 12 in 3FGs per game (2.1).
- ◇ Over his career, 72.3 percent (204 of 282) of his FGs made are 3-pointers and is shooting a better percentage outside the arc (.426) than on 2-point attempts (.382).

## CAREER HIGHLIGHTS:

- ◇ **IN THREE SEASONS PRIOR TO UGA**, played the 2020-21 season at Southern Cal after competing at San Jose State in 2017-18 and 2018-19.
- ◇ **AS A JUNIOR AT SOUTHERN CAL IN 2020-21**, appeared in 31 of 33 games, helping the Trojans finish 25-8 and reach the "Elite Eight" of the NCAA Tournament.
- ◇ Averaged 3.6 points recorded double-figure minutes 16 times, including nine of 20 Pac-12 games.
- ◇ **IN TWO SEASONS AT SAN JOSE STATE**, started 44 of 61 games and averaged 8.0 points with 20 double-figure scoring performances and a quartet of 20-point outbursts.
- ◇ Produced the two highest season 3-point shooting percentages in SJSU history - .460 (40-of-87) as a freshman and .455 (81-of-178) as a sophomore.
- ◇ Among San Jose State's career leaders, left ranked No. 2 in 3-point pct. (.457) and No. 8 in 3-pointers (121).
- ◇ Wrapped up his SJSU career with at least one 3-pointer in 29 consecutive games, a school record.
- ◇ As a sophomore in 2018-29, set the Spartans' single-season record for 3-pointers made (81).
- ◇ Finished the 2018-19 season ranked No. 6 nationally in 3-point percentage at .455 (81-of-178).
- ◇ **PRIOR TO SJSU**, coached by Gino Crump as a senior and by Tony Darden as a sophomore and junior at Desert Vista High and helped the Thunder reach the quarterfinals of the 2017 6A state tourney.
- ◇ Played sparingly as a junior (due to a back injury) and sophomore (on a team that finished as state runner-up).
- ◇ Earned his bachelor's degree in Human and Health Science from Southern Cal in 2021 and is pursuing a second bachelor's in Sport Management at UGA.

## ▶ GAME-BY-GAME LINESCORES

Opponent	FGs	3FGs	FTs	OR	DRRB	PF	PT	A	TO	B	S	MP
FIU	2-5	0-2	0-0	2	3	5	0	4	0	0	1	0 17
at Cincinnati	* 3-5	3-4	0-0	0	0	0	2	9	1	1	0	0 18
S.C. STATE	* 2-9	2-7	0-0	1	2	3	1	6	1	0	0	0 19
GA. TECH	* 2-4	1-3	0-0	0	0	0	0	5	1	0	0	0 10
vs. Virginia	0-1	0-1	0-0	0	1	1	0	0	0	1	0	0 7
vs. Northwestern	DNP											
WOFFORD	0-1	0-1	0-0	0	1	1	0	0	0	0	0	0 7
MEMPHIS	0-1	0-1	2-2	0	1	1	1	2	0	0	0	0 5
JACKSONVILLE	1-3	1-2	0-0	0	2	2	0	3	0	0	0	0 12
G. MASON	* 3-6	3-5	2-3	0	3	3	1	11	1	0	0	1 21
W. CAROLINA	* 2-8	2-6	0-0	0	11	11	0	6	4	0	2	0 30
ETSU	* 8-10	7-9	2-3	0	7	7	2	25	1	1	1	1 33
GARDNER-WEBB	* 4-7	2-5	1-1	1	4	5	2	11	1	1	0	0 36
TEXAS A&M	* 7-14	5-10	0-0	0	4	4	2	19	0	1	1	0 34
at Kentucky	* 4-6	3-5	3-4	1	2	3	2	14	1	1	0	1 32
at Mississippi St.	* 5-12	3-10	2-2	0	5	5	0	15	0	0	1	0 31
VANDERBILT	* 3-7	1-4	0-0	0	7	7	2	7	2	1	0	0 29
at Auburn	* 4-8	3-5	0-0	0	5	5	2	11	0	4	0	1 32
at S. Carolina	* 3-12	3-12	5-5	0	3	3	4	14	1	1	0	0 26
ALABAMA	* 2-3	2-3	0-0	0	0	0	3	6	3	1	0	0 19
at Vanderbilt	* 4-10	3-9	4-5	0	9	9	3	15	2	2	0	0 35
ARKANSAS	* 2-7	2-4	2-2	0	7	7	0	8	0	0	0	1 29
AUBURN	* 2-8	2-6	2-3	1	3	4	1	8	1	2	0	1 35
at Florida	* 2-8	1-7	0-0	0	3	3	0	5	1	1	0	0 23
S. CAROLINA	* 2-9	1-6	0-0	0	4	4	2	5	0	0	0	1 26
at LSU	3-4	3-4	0-0	0	2	2	3	9	1	2	0	0 22
OLE MISS	* 2-4	1-2	2-4	0	6	6	1	7	2	0	0	0 20
at Texas A&M	3-4	2-3	1-1	0	2	2	1	9	3	1	0	0 18
FLORIDA	1-3	1-3	0-0	0	1	1	1	3	0	0	0	0 12
TENNESSEE	0-3	0-3	0-0	0	0	0	0	0	2	0	0	1 14
at Missouri	1-1	1-1	0-0	0	1	1	1	3	0	1	0	0 14

## ▶ OVERALL CAREER STATISTICS

	GP-GS	MP-Avg.	FGs	Pct.	3FGs	Pct.	FTs	Pct.	O+R=Tot.-Avg.	PF-D	A	TO	BL	ST	Pts.-Avg.
2017-18	30-17	535-17.8	54-133	.406	40-87	.460	7-14	.500	8+48=56-1.9	25-0	39	52	2	12	155-5.2
2018-19	31-27	849-27.4	110-270	.407	81-178	.455	34-44	.773	10+73=83-2.7	52-0	55	61	2	16	355-10.8
SJSU	61-44	1384-22.7	164-403	.407	121-265	.457	41-58	.707	18+121=139-2.3	77-0	94	113	4	28	490-8.0
2020-21-SC	31-1	337-10.9	41-97	.423	25-71	.352	5-11	.455	6+22=28-0.9	14-0	9	17	3	7	112-3.6
2021-22	30-20	666-22.2	77-183	.421	58-143	.406	28-35	.800	6+99=105-3.5	37-0	29	22	6	8	240-8.0
TOTALS	122-65	2387-19.6	282-683	.413	204-479	.426	74-104	.712	30+242=272-2.2	128-0	132	152	13	43	842-6.9

## ▶ SEC CAREER STATISTICS

	GP-GS	MP-Avg.	FGs	Pct.	3FGs	Pct.	FTs	Pct.	O+R=Tot.-Avg.	PF-D	A	TO	BL	ST	Pts.-Avg.
2021-22	18-13	451-25.1	50-123	.407	37-97	.381	21-26	.808	2+64=66-3.7	28-0	19	18	2	6	158-8.8
TOTALS	18-13	451-25.1	50-123	.407	37-97	.381	21-26	.808	2+64=66-3.7	28-0	19	18	2	6	158-8.8



# 23 BRAELEN BRIDGES

6-11 • 240 • SR. • ATLANTA, GA. • TR.-UIC • NON-PROFIT LEADERSHIP & MANAGEMENT (MASTER'S)

## SEASON & CAREER HIGHS

### POINTS

SEASON 24 vs. Cincinnati (11/13/21)

CAREER 24 vs. Cincinnati (11/13/21)

### REBOUNDS

SEASON 8 3X, last S.C. State (11/16/21)

CAREER 14 vs. DePaul (12/14/19)

### ASSISTS

SEASON 6 vs. Auburn (1/19/22)

CAREER 6 vs. Auburn (1/19/22)

### BLOCKS

SEASON 2 vs. S. Carolina (2/12/22)

CAREER 3 3X, last Youngstown St. (3/5/20)

### STEALS

SEASON 2 vs. Arkansas (2/2/22)

CAREER 2 vs. Arkansas (2/2/22)

### MINUTES

SEASON 37 vs. Texas A&M (2/22/22)

37 vs. S. Carolina (2/12/22)

CAREER 37 vs. Texas A&M (2/22/22)

37 vs. S. Carolina (2/12/22)

### FIELD GOALS MADE

SEASON 11 vs. Cincinnati (11/13/21)

CAREER 11 vs. Cincinnati (11/13/21)

### FIELD GOALS ATTEMPTED

SEASON 15 vs. Cincinnati (11/13/21)

CAREER 15 vs. Cincinnati (11/13/21)

### 3-POINTERS MADE

SEASON -

CAREER -

### 3-POINTERS ATTEMPTED

SEASON -

CAREER -

### FREE THROWS MADE

SEASON 7 vs. W. Carolina (12/20/21)

7 vs. G. Mason (12/18/21)

CAREER 7 vs. W. Carolina (12/20/21)

7 vs. G. Mason (12/18/21)

### FREE THROWS ATTEMPTED

SEASON 10 vs. W. Carolina (12/20/21)

CAREER 10 vs. W. Carolina (12/20/21)

### MISCELLANEOUS STATS

#### DOUBLE-DIGIT POINTS

SEASON 24 CAREER 48

#### DOUBLE-DIGIT REBOUNDS

SEASON - CAREER 4

#### DOUBLE-DOUBLES

SEASON - CAREER 4

#### 20-POINT GAMES

SEASON 2 CAREER 3

## 2021-22 SEASON HIGHLIGHTS:

- Recorded a double-double of 12 points and 10 boards in exhibition outing versus Morehouse.
- Exploded for a career-high 24 points on career-most efforts of 11 FGs made and 15 FG attempts at Cincinnati.
- After recording one steal in 20 games of his career, notched a double-theft effort against Arkansas.
- Leads the Bulldogs with 24 double-figure scoring outputs... and posted nine points in four of the seven games he came up shy of reaching double digits - against Florida International, Ga. Tech, Arkansas and LSU
- Entered this week leading the SEC and ranked No. 4 nationally in FG percentage.
- Among SEC statistical leaders, ranked No. 15 in scoring (12.8 ppg) and No. 18 in rebounding (5.4 rpg).
- Currently sports the second-best single-season field goal percentage in Georgia history and the 15th-best effort in SEC history, connecting on a sizzling .642 of his shots from the field.

## CAREER HIGHLIGHTS:

- IN TWO SEASONS AT UIC**, started 37 of 49 games and contributed 8.9 points and 4.9 rebounds per game.
- Tallied 437 points - while shooting 58.7 percent from the floor - and 240 boards for the Flames.
- Scored in double figures 24 times, with four double-digit rebound counts and a quartet of double-doubles.
- As a junior in 2020-21, averaged 10.1 points and posted 11 double-digit scoring efforts and one double-figure rebound tally, resulting in a double-double against Central Michigan.
- As a sophomore in 2019-20, started all 34 games for UIC, which was then coached by current Georgia assistant coach Steve McClain
- Ignited the Flames to the championship game of the 2020 Horizon League Tournament, a first since 2004.
- PRIOR TO UIC AT**, played in 24 games at Northwest Florida State the 2017-18 before not playing in 2018-19.
- Helped the Raiders finish 31-3 overall and advance to the quarterfinals of the 2018 NJCAA National Tourney.
- PRIOR TO NWF**, coached by Jarvis Tarplin at Union Grove High, scoring 373 points, grabbing 320 rebounds and swatting 97 shots in 54 games played.
- Helped a dramatic turnaround in the Wolverines' fortunes between his junior and senior seasons. After posting a 9-16 record in 2015-16, Union Grove improved to 22-7 and reached the 2016 Georgia 5A state tournament.
- Earned is bachelor's degree in Communications from UIC in 2021 and is pursuing a master's in Nonprofit Management & Leadership at UGA.

## ▶ GAME-BY-GAME LINESCORES

Opponent	FGs	3FGs	FTs	OR	DRRB	PF	PT	A	TO	B	S	MP
FIU	* 4-8	0-0	1-2	4	4	8	1	9	2	1	0	31
at Cincinnati	* 11-15	0-0	2-4	4	4	8	2	24	0	2	0	32
S.C. STATE	* 5-7	0-0	5-8	1	7	8	0	15	1	3	0	27
GA. TECH	* 4-6	0-0	1-3	1	1	2	2	9	3	2	0	26
vs. Virginia	* 6-11	0-0	2-2	1	4	5	5	14	0	3	0	27
vs. Northwestern	* 5-9	0-0	2-3	0	5	5	4	12	1	3	1	21
WOFFORD	* 3-4	0-0	1-1	1	3	4	2	7	0	3	0	21
MEMPHIS	* 3-5	0-0	4-6	2	2	4	3	10	0	1	1	30
JACKSONVILLE	* 4-4	0-0	6-8	1	4	5	2	14	3	0	1	25
G. MASON	* 3-4	0-0	7-9	2	5	7	3	13	3	4	1	29
W. CAROLINA	* 5-7	0-0	7-10	2	5	7	0	17	1	0	0	23
ETSU	* 3-3	0-0	0-0	1	5	6	3	6	0	5	1	23
GARDNER-WEBB	* 7-13	0-0	3-4	3	4	7	0	17	0	0	1	28
TEXAS A&M	* 5-8	0-0	2-2	2	5	7	1	12	3	4	1	29
at Kentucky	* 4-8	0-0	2-2	2	4	6	1	10	1	1	0	34
at Mississippi St.	* 1-5	0-0	1-2	4	3	7	2	3	2	1	0	26
VANDERBILT	* 6-12	0-0	2-4	4	2	6	3	14	3	3	0	34
at Auburn	* 5-9	0-0	1-3	2	4	6	0	11	6	2	1	30
at S. Carolina	* 8-11	0-0	4-6	1	4	5	3	20	0	4	0	33
ALABAMA	* 5-8	0-0	3-3	3	2	5	5	13	1	1	1	19
at Vanderbilt	* 7-8	0-0	0-0	0	5	5	3	14	3	2	0	28
ARKANSAS	* 3-5	0-0	3-5	0	5	5	3	9	1	3	0	22
AUBURN	* 4-10	0-0	6-6	2	5	7	3	14	1	4	0	28
at Florida	* 4-6	0-0	4-4	2	2	4	4	12	3	2	0	26
S. CAROLINA	* 7-10	0-0	2-3	1	4	5	1	16	4	5	2	37
at LSU	* 2-2	0-0	5-6	2	2	4	3	9	1	3	0	31
OLE MISS	* 7-9	0-0	3-3	2	1	3	2	17	5	3	1	35
at Texas A&M	* 3-4	0-0	4-4	1	3	4	2	10	3	6	0	37
FLORIDA	* 8-12	0-0	0-0	3	4	7	2	16	3	3	0	34
TENNESSEE	* 6-7	0-0	0-0	0	1	1	2	12	3	2	0	29
at Missouri	* 8-13	0-0	3-5	2	3	5	1	19	1	3	0	32

## ▶ OVERALL CAREER STATISTICS

	GP-GS	MP-Avg.	FGs	Pct.	3FGs	Pct.	FTs	Pct.	O+R=Tot.-Avg.	PF-D	A	TO	BL	ST	Pts.-Avg.
2019-20	34-34	702-20.6	121-215	.563	0-0	.000	43-65	.662	49+116=165-4.9	84-0	29	62	29	9	285-8.4
2020-21	18-3	345-19.1	75-115	.652	0-0	.000	28-47	.596	31+55=86-4.0	40-2	19	35	3	5	178-9.9
UIC	52-37	1047-20.1	193-330	.585	0-0	.000	71-112	.634	80+171=251-4.8	124-2	48	97	32	14	465-8.9
2021-22	31-31	887-28.6	156-243	.642	0-0	.000	86-118	.729	56+112=168-5.4	68-2	58	79	12	10	398-12.8
TOTALS	83-68	1931-23.3	352-573	.614	0-0	.000	157-230	.683	136+283=419-5.0	192-4	106	176	44	24	861-10.4

## ▶ SEC CAREER STATISTICS

	GP-GS	MP-Avg.	FGs	Pct.	3FGs	Pct.	FTs	Pct.	O+R=Tot.-Avg.	PF-D	A	TO	BL	ST	Pts.-Avg.
2021-22	18-18	544-30.2	93-147	.633	0-0	.000	45-58	.776	33+59=92-5.1	41-1	44	52	6	5	231-12.8
TOTALS	18-18	544-30.2	93-147	.633	0-0	.000	45-58	.776	33+59=92-5.1	41-1	44	52	6	5	231-12.8





**► 2021-22 GEORGIA NUMERICAL ROSTER**

NO.	NAME	HT.	WT.	POS.	CL.-EXP.	HOMETOWN / PREVIOUS SCHOOL
0	Jailyn Ingram	6-7	225	B	Gr.-Tr.	Madison, Ga. / Tr.-Florida Atlantic
1	Jabri Abdur-Rahim	6-8	210	B	* So.-Tr.	South Orange, N.J. / Tr.-Virginia
2	Cam McDowell	6-5	185	B	Fr.-HS	Powder Springs, Ga. / McEachern High School
3	Kario Oquendo	6-4	215	B	* So.-Tr.	Titusville, Fla. / Tr.-Florida SouthWestern State
4	Tyron McMillan	6-9	220	B	* Jr.-1L	New Orleans, La. / Tr.-Kilgore (Texas) College
5	Christian Wright	6-3	185	B	Fr.-HS	Alpharetta, Ga. / The Skill Factory
10	Aaron Cook	6-2	185	B	Gr.-Tr.	St. Louis, Mo. / Tr.-Gonzaga
11	Jaxon Etter	6-4	205	B	* Jr.-2L	Woodstock, Ga. / Etowah High School
12	Josh Taylor	6-9	215	B	* So.-1L	Atlanta, Ga. / Norcross High School
13	Jonathan Ned	6-9	220	B	* Sr.-1L	Brentwood, Calif. / Tr.-Eastern Florida State College
15	Dalen Ridginal	6-7	200	B	* Jr.-Tr.	Kansas City, Mo. / Cowley (Community) College
20	Noah Baumann	6-6	210	B	* Sr.-Tr.	Phoenix, Ariz / Tr.-Southern Cal
23	Braelen Bridges	6-11	240	B	* Sr.-Tr.	Atlanta, Ga. / Tr.-UIC
24	P.J. Horne	6-6	225	B	Gr.-1L	Tifton, Ga. / Tr.-Virginia Tech
35	Tyrone Baker	6-11	210	B	Fr.-HS	Fort Myers, Fla. / Hightower (Texas) High School

\* Due to COVID season, has extra year of eligibility than class would indicate.

**Head Coach:** Tom Crean (Central Michigan '89)

**Assistant Coaches:** Steve McClain (Chadron St. '84);  
John Linehan (Providence '02); Wade Mason (Tulane '01)

**Director of Player Development:** Brian Fish (Marshall '89)

**Director Recruiting & Basketball Operations:** J.D. Powell (Clemson '01)

**Associate to the Head Coach/Director of Strategy:** David Gale (Loyola '07)

**Strength & Conditioning:** Sean Hayes (Springfield '96)

**Athletic Trainer:** Lance Schuemann (Florida '07)

**PRO-NUN-SEE-Ā-SHUN GUY'D**

**JABRI** (Juh-bree) **ABDUR-RAHIM** (Ab-duhr rah-heem)

Noah **BAUMANN** (bauw-man)

**BRAELEN** (Bray-linn) Bridges

**JAXON** (jack-son) **ETTER** (eh-tuhr) *think "better" without the "b"*

**TYRON** (Tyrun) **McMILLAN** (Mic-mill-uhn)

**JAILYN** (Jay-linn) Ingram

**KARIO** (care-ee-oh) **OQUENDO** (oh-kwin-dough)

**DALEN** (day-lin) **RIDGNAL** (ridge-uh-nul) *think "original" without the "o"*

**► 2021-22 GEORGIA SPOTTER'S CHART**


**Tom Crean**  
Head Coach  
4th Season



**0 Jailyn Ingram**  
6-7 / 225 / Grad.  
Madison, Ga.



**1 Jabri Abdur-Rahim**  
6-8 / 210 / Soph.  
South Orange, N.J.



**2 Cam McDowell**  
6-5 / 185 / Fr.  
Alpharetta, Ga.



**3 Kario Oquendo**  
6-4 / 215 / Soph.  
Titusville, Fla.



**4 Tyron McMillan**  
6-9 / 220 / Jr.  
New Orleans, La.



**5 Christian Wright**  
6-2 / 185 / Fr.  
Powder Springs, Ga.




**10 Aaron Cook**  
6-2 / 185 / Grad.  
St. Louis, Mo.



**11 Jaxon Etter**  
6-4 / 205 / Jr.  
Woodstock, Ga.



**12 Josh Taylor**  
6-9 / 215 / Soph.  
Atlanta, Ga.



**13 Jonathan Ned**  
6-9 / 220 / Sr.  
Brentwood, Calif.



**15 Dalen Ridginal**  
6-7 / 200 / Jr.  
Kansas City, Mo.



**20 Noah Baumann**  
6-6 / 210 / Sr.  
Phoenix, Ariz.



**23 Braelen Bridges**  
6-11 / 240 / Sr.  
Atlanta, Ga.



**24 P.J. Horne**  
6-6 / 225 / Grad.  
Tifton, Ga.



**35 Tyrone Baker**  
6-11 / 210 / Fr.  
Fort Myers, Fla.



**Steve McClain**  
Assistant Coach  
2nd Season



**John Linehan**  
Assistant Coach  
3rd Season



**Wade Mason**  
Assistant Coach  
1st Season



**Brian Fish**  
Dir. of Player Development  
3rd Season



**J.D. Powell**  
Dir. of Recruiting & Ops  
1st Season



**David Gale**  
Assoc. to H.C./Dir. of  
Strategy - 1st Season



**Sean Hayes**  
Dir. of Strength & Cond.  
11th Season



**Lance Schuemann**  
Athletic Trainer  
4th Season




**HEAD COACH TOM CREAN** CENTRAL MICHIGAN '89 • 47-74 (4TH AT UGA) • 403-305 (22ND OVERALL)

- Earned his 400th career win with Dec. 1 upset of No. 18 Memphis, with 190 in 9 seasons at Marquette, 166 in 9 seasons at Indiana and 44 at UGA.
- Coached 16 NBA players during his head coaching career, with those players going on to combine to earn more than \$714 million.
- Led Georgia to 2 of the Bulldogs' 3-highest scoring averages of the 2000s – No. 2 77.8 ppg in 2020-21 and No. 4 75.9 ppg in 2019-20.


**NO. 0 JAILYN INGRAM** 6-7 • 225 • GRAD. • MADISON, GA. • NON-PROFIT LEADERSHIP & MANAGEMENT

- Helped Morgan County High School to Georgia Class 3A state titles in 2014 and 2016.
- Among FAU career leaders, ranked No. 3 in boards (630) & No. 6 in points (1,334).
- Led team in double-figure games (7) when lost to knee injury vs. Jacksonville (12/7)

	MPG	PPG	RPG	APG	BPG	SPG	FG	3FG	FT
2021-22	27.2	10.7	6.0	2.1	0.2	0.8	.493	.261	.900
CAREER	25.5	10.9	5.2	1.6	0.4	0.7	.448	.354	.730


**NO. 1 JABRI ABDUR-RAHIM** 6-8 • 210 • SOPH. • SOUTH ORANGE, N.J. • JOURNALISM-INTENDED

- A consensus top-50 recruit in Class of 2020 ranked as high as No. 38 by espn.com.
- Named 2019 N.J. Player of the Year after lead Blair Academy to a Prep A state title.
- Eight double-digit scoring outputs, including a career-high 20 against Wofford.

	MPG	PPG	RPG	APG	BPG	SPG	FG	3FG	FT
2021-22	18.8	7.1	3.2	0.5	0.3	0.4	.369	.333	.762
CAREER	15.8	5.8	2.6	0.4	0.3	0.3	.360	.320	.767


**NO. 2 CAM McDOWELL** 6-5 • 185 • FR. • POWDER SPRINGS, GA. • ACCOUNTING-INTENDED

- Named first-team Class 7A All-State in '21 after leading McEachern to state semis.
- Saw first game action against Gardner-Webb with 2 boards and 2 assists in 14 minutes.
- After playing in one of the first 21 outings, has logged PT in 5 of the last 10 contests.

	MPG	PPG	RPG	APG	BPG	SPG	FG	3FG	FT
2021-22	6.8	1.2	0.5	1.2	0.0	0.3	.375	.000	.500
CAREER	6.8	1.2	0.5	1.2	0.0	0.3	.375	.000	.500


**NO. 3 KARIO OQUENDO** 6-4 • 215 • SOPH. • TITUSVILLE, FLA. • HOUSING MANAGEMENT & POLICY

- Did not play senior season of high school to enroll at Florida SouthWestern State.
- After averaging 11.5 ppg in non-conf. play, has upped that to 18.3 ppg vs. SEC foes.
- With 33 points at Texas A&M, upped his scoring 0.7 ppg overall and 1.1 ppg in SEC play.

	MPG	PPG	RPG	APG	BPG	SPG	FG	3FG	FT
2021-22	29.4	15.4	4.3	0.8	0.5	1.2	.457	.280	.712
CAREER	29.4	15.4	4.3	0.8	0.5	1.2	.457	.280	.712


**NO. 4 TYRON McMILLAN** 6-9 • 220 • JR. • NEW ORLEANS, LA. • SOCIOLOGY

- Ranked as the No. 11 and JUCO prospect in the Class of 2020 by 247Sports.com.
- Averaged 6.5 ppg and shooting 80.0 percent from the field against Bama and Vandy.
- Missed four games – Florida, S.C., LSU and Ole Miss – due to lower body injury.

	MPG	PPG	RPG	APG	BPG	SPG	FG	3FG	FT
2021-22	8.0	1.8	1.4	0.2	0.1	0.1	.444	.000	.667
CAREER	7.3	1.9	1.4	0.1	0.1	0.2	.455	.000	.686


**NO. 5 CHRISTIAN WRIGHT** 6-3 • 185 • FR. • ALPHARETTA, GA. • BUSINESS-INTENDED

- Led TSF to victory at the 2021 Phenom Postgraduate National Championship.
- Two highest scoring outputs came vs. No. 18 Memphis (17) and at No. 2 Auburn (16).
- No. 5 among UGA's all-time single-season leaders in FT percentage at .861.

	MPG	PPG	RPG	APG	BPG	SPG	FG	3FG	FT
2021-22	22.0	5.3	2.3	2.0	0.2	0.6	.344	.265	.861
CAREER	22.0	5.3	2.3	2.0	0.2	0.6	.344	.265	.861


**NO. 10 AARON COOK** 6-2 • 185 • GRAD. • ST. LOUIS, MO. • STRENGTH, FITNESS & CONDITIONING

- Member of Gonzaga's 2021 NCAA runner-up team before transferring to UGA.
- With 161 assists, No. 3 all-time among UGA's season leaders...and 8 from No. 2.
- Playing in his 164th career game vs. Vandy...third-most in NCAA Division I history.

	MPG	PPG	RPG	APG	BPG	SPG	FG	3FG	FT
2021-22	32.1	10.6	2.5	5.4	0.2	1.3	.389	.286	.697
CAREER	24.1	7.9	2.0	2.9	0.2	1.2	.417	.327	.685


**NO. 11 JAXON ETTER** 6-4 • 205 • JR. • WOODSTOCK, GA. • REAL ESTATE

- A lifelong fans who says playing for UGA "was something I never fathomed growing up."
- Has drawn 30 offensive fouls to date...and 38 in his last 41 games dating back to '20-21.
- In double-digit outings against Vanderbilt and No. 1 Auburn made 71.4 pct. of his FGAs.

	MPG	PPG	RPG	APG	BPG	SPG	FG	3FG	FT
2021-22	25.5	5.2	3.0	1.5	0.2	0.6	.432	.419	.729
CAREER	15.9	3.4	1.9	0.9	0.1	0.5	.466	.420	.763


**NO. 12 JOSH TAYLOR** 6-9 • 215 • SOPH. • ATLANTA, GA. • HOUSING MANAGEMENT & POLICY

- At Norcross High School as a senior in 2019-20, one of only 3 Gwinnett County players to average a double-double (11.7 ppg, 10.7 rpg).
- After playing 2.3 mpg in 3 non-con. games, has doubled that to 4.6 mpg in 7 SEC outings.

	MPG	PPG	RPG	APG	BPG	SPG	FG	3FG	FT
2021-22	3.9	1.1	0.7	0.0	0.0	0.2	.625	.000	.500
CAREER	3.5	0.8	1.1	0.0	0.1	0.2	.500	.000	.500


**NO. 13 JONATHAN NED** 6-9 • 220 • SR. • BRENTWOOD, CALIF. • COMMUNICATIONS

- Rated as the No. 15 junior college recruit in the Class of 2020 by 247Sports.com.
- Averaged 9.7 ppg in 63 career games played at Eastern Florida State.
- Has not dressed for last 22 games – since G. Mason – due to a foot injury.

	MPG	PPG	RPG	APG	BPG	SPG	FG	3FG	FT
2021-22	-	-	-	-	-	-	-	-	-
CAREER	6.6	1.6	1.4	0.1	0.2	0.1	.375	.333	.000


**NO. 15 DALEN RIDGINAL** 6-7 • 200 • JR. • KANSAS CITY, MO. • CONSUMER ECONOMICS

- 1 of 2 JUCO players to earn All-America honors in both 2020 & 2021.
- Averaged a double-double of 18.6 ppg and 11.7 rpg in 60 career GPs at Cowley.
- Uppe his career high for PT by 9 minutes against Alabama – from 17 vs. GMU to 26.

	MPG	PPG	RPG	APG	BPG	SPG	FG	3FG	FT
2021-22	10.3	2.8	2.9	0.4	0.2	0.1	.373	.310	.706
CAREER	10.3	2.8	2.9	0.4	0.2	0.1	.373	.310	.706


**NO. 20 NOAH BAUMANN** 6-6 • 210 • SR. • PHOENIX, ARIZ. • SPORT MANAGEMENT

- Owns the two highest single-season 3FG percentage marks ever at San Jose State.
- All told, 72.2 percent (204 of 284) of his career FGs made are 3-pointers.
- For career, shooting better on 3FGs (.426) than on shots inside the arc (.382).

	MPG	PPG	RPG	APG	BPG	SPG	FG	3FG	FT
2021-22	22.2	8.0	3.5	1.0	0.2	0.3	.421	.406	.800
CAREER	19.6	6.9	2.2	1.1	0.1	0.4	.413	.426	.712


**NO. 23 BRAELEN BRIDGES** 6-11 • 240 • SR. • ATLANTA, GA. • NON-PROFIT LEADERSHIP & MANAGEMENT

- Played for UGA assistant coach Steve McClain at UIC during the 2019-20 season.
- Double-digit scorer in a team-best 24 games...and scored 9 in 4 of the other 7 outings.
- Owns 2nd-best season FG pct. in UGA history – and 15th-best in SEC annals – .642.

	MPG	PPG	RPG	APG	BPG	SPG	FG	3FG	FT
2021-22	28.6	12.8	5.4	1.9	0.4	0.3	.642	.000	.729
CAREER	23.3	10.4	5.0	1.3	0.5	0.3	.614	.000	.683
















**NO. 35 TYRONE BAKER** 6-11 • 210 • FR. • FORT MYERS, FLA. • MANAGEMENT-INTENDED

- Averaged a double-double of 15.8 ppg and 10.7 rpg in 3 seasons of high school hoops.
- The first Bulldog off the bench in the season opener, checking in at the 15:41 mark.
- Out of action indefinitely following injury to right hand in practice on 1/18.

	MPG	PPG	RPG	APG	BPG	SPG	FG	3FG	FT
2021-22	3.3	0.7	0.7	0.0	0.3	0.3	.250	.000	.000
CAREER	3.3	0.7	0.7	0.0	0.3	0.3	.250	.000	.000



**SEASON HIGHS**
**CAREER HIGHS**

POINTS	BOARDS	ASSISTS	BLOCKS	STEALS	MINUTES		POINTS	BOARDS	ASSISTS	BLOCKS	STEALS	MINUTES
<b>17</b> Ga. Tech (11/19/21)	<b>12</b> Virginia (11/22/21)	<b>4</b> Cincinnati (11/13/21)	<b>1</b> Two times, last JAX (12/7/21)	<b>2</b> Jacksonville (12/7/21)	<b>36</b> Memphis (12/1/21)	 <b>INGRAM</b>	<b>28</b> Bethune-Cookman (12/1/18)	<b>12</b> Four times, last MTSU (3/5/21)	<b>6</b> Two times, last ODU (1/9/21)	<b>4</b> Mercer (12/5/18)	<b>3</b> Five times, last La. Tech (2/11/21)	<b>39</b> Ohio St. (12/6/16)
<b>20</b> Wofford (11/28/21)	<b>7</b> Florida (2/9/22)	<b>2</b> Two times, last Texas A&M (2/22/22)	<b>2</b> Cincinnati (11/13/21)	<b>2</b> S. Carolina (2/12/22)	<b>27</b> Virginia (11/22/21)	 <b>JABRI</b>	<b>20</b> Wofford (11/28/21)	<b>7</b> Florida (2/9/22)	<b>2</b> Two times, last Texas A&M (2/22/22)	<b>2</b> Cincinnati (11/13/21)	<b>2</b> S. Carolina (2/12/22)	<b>27</b> Virginia (11/22/21)
<b>2</b> Three times, last Ole Miss (2/19/22)	<b>2</b> Gardner-Webb (12/29/21)	<b>2</b> Two times, last Ole Miss (2/19/22)	<b>—</b>	<b>1</b> Two times, last LSU (2/16/22)	<b>14</b> Gardner-Webb (12/29/21)	 <b>McDOWELL</b>	<b>2</b> Three times, last Ole Miss (2/19/22)	<b>2</b> Gardner-Webb (12/29/21)	<b>2</b> Two times, last Ole Miss (2/19/22)	<b>—</b>	<b>1</b> Two times, last LSU (2/16/22)	<b>14</b> Gardner-Webb (12/29/21)
<b>33</b> Texas A&M (2/22/22)	<b>8</b> Florida (2/9/22)	<b>3</b> Two times, last Ole Miss (2/19/22)	<b>3</b> Wofford (11/28/21)	<b>4</b> Three times, last Florida (2/9/22)	<b>37</b> Two times, last Texas A&M (2/22/22)	 <b>OQUENDO</b>	<b>33</b> Texas A&M (2/22/22)	<b>8</b> Florida (2/9/22)	<b>3</b> Two times, last Ole Miss (2/19/22)	<b>3</b> Wofford (11/28/21)	<b>4</b> Three times, last Florida (2/9/22)	<b>37</b> Two times, last Texas A&M (2/22/22)
<b>8</b> Virginia (11/22/21)	<b>5</b> Wofford (11/28/21)	<b>2</b> ETSU (12/22/21)	<b>1</b> Texas A&M (2/22/22)	<b>1</b> Two times, last TAMU (1/4/22)	<b>14</b> Two times, last Alabama (1/25/22)	 <b>McMILLAN</b>	<b>8</b> Two times, last Virginia (11/22/21)	<b>8</b> N. Georgia (12/2/20)	<b>2</b> ETSU (12/22/21)	<b>1</b> Two times, last Texas A&M (2/22/22)	<b>1</b> Six times, last TAMU (1/4/22)	<b>15</b> Samford (12/12/20)
<b>17</b> Memphis (12/1/21)	<b>6</b> Memphis (12/1/21)	<b>5</b> Two times, last Arkansas (2/22/22)	<b>2</b> Cincinnati (11/13/21)	<b>3</b> S.C. State (11/16/21)	<b>38</b> Memphis (12/1/21)	 <b>WRIGHT</b>	<b>17</b> Memphis (12/1/21)	<b>6</b> Memphis (12/1/21)	<b>5</b> Two times, last Arkansas (2/22/22)	<b>2</b> Cincinnati (11/13/21)	<b>3</b> S.C. State (11/16/21)	<b>38</b> Memphis (12/1/21)
<b>22</b> S.C. State (11/16/21)	<b>6</b> Two times, last Miss. St. (1/12/22)	<b>12</b> W. Carolina (12/20/21)	<b>1</b> Seven times, last Arkansas (2/22/22)	<b>3</b> Four times, last Missouri (3/5/22)	<b>39</b> Texas A&M (2/22/22)	 <b>COOK</b>	<b>25</b> Indiana St. (12/4/18)	<b>7</b> Illinois-Wesleyan (11/5/19)	<b>12</b> W. Carolina (12/20/21)	<b>2</b> Six times, last Loyola-Chi. (1/27/19)	<b>7</b> Oakland (11/10/19)	<b>39</b> Three times, last Texas A&M (2/22/22)
<b>16</b> Vanderbilt (1/15/22)	<b>7</b> Florida (2/9/22)	<b>4</b> Two times, last TAMU (1/4/22)	<b>2</b> Auburn (2/5/22)	<b>2</b> Two times, last Auburn (2/5/22)	<b>35</b> Auburn (1/19/22)	 <b>ETTER</b>	<b>16</b> Vanderbilt (1/15/22)	<b>7</b> Florida (2/9/22)	<b>4</b> Two times, last TAMU (1/4/22)	<b>2</b> Auburn (2/5/22)	<b>3</b> S. Carolina (2/27/21)	<b>35</b> Auburn (1/19/22)
<b>4</b> Wofford (11/28/21)	<b>2</b> Two times, last S.C. (1/12/22)	<b>—</b>	<b>—</b>	<b>2</b> Mississippi St. (1/12/22)	<b>12</b> Mississippi St. (1/12/22)	 <b>TAYLOR</b>	<b>4</b> Wofford (11/28/21)	<b>5</b> Two times, last JAX (12/4/20)	<b>—</b>	<b>1</b> Cincinnati (12/19/20)	<b>2</b> Mississippi St. (1/12/22)	<b>12</b> Mississippi St. (1/12/22)
<b>—</b>	<b>—</b>	<b>—</b>	<b>—</b>	<b>—</b>	<b>—</b>	 <b>NED</b>	<b>7</b> N. Georgia (12/2/20)	<b>4</b> Two times, last Montana (12/8/20)	<b>1</b> Two times, last Nebraska (12/22/20)	<b>1</b> Three times, last Alabama (2/13/21)	<b>2</b> Jacksonville (12/4/20)	<b>20</b> N. Georgia (12/2/20)
<b>10</b> W. Carolina (12/20/21)	<b>9</b> W. Carolina (12/20/21)	<b>2</b> Florida (2/26/22)	<b>1</b> Four times, last Missouri (3/5/22)	<b>1</b> Five times, last Missouri (3/5/22)	<b>26</b> Alabama (1/25/22)	 <b>RIDGINAL</b>	<b>10</b> W. Carolina (12/20/21)	<b>9</b> W. Carolina (12/20/21)	<b>2</b> Florida (2/26/22)	<b>1</b> Four times, last Missouri (3/5/22)	<b>1</b> Five times, last Missouri (3/5/22)	<b>26</b> Alabama (1/25/22)
<b>25</b> ETSU (12/22/21)	<b>11</b> W. Carolina (12/20/21)	<b>4</b> W. Carolina (12/20/21)	<b>1</b> Seven times, last S. Carolina (1/12/22)	<b>2</b> W. Carolina (12/20/21)	<b>36</b> Gardner-Webb (12/29/21)	 <b>BAUMANN</b>	<b>29</b> Utah State (1/16/19)	<b>11</b> W. Carolina (12/20/21)	<b>5</b> Three times, last N. Mexico (2/27/19)	<b>2</b> W. Carolina (12/20/21)	<b>3</b> Four times, last N. Mexico (2/13/19)	<b>40</b> Stanford (2/18/18)
<b>24</b> Cincinnati (11/13/21)	<b>8</b> Three times, last S.C. St. (11/16/21)	<b>6</b> Auburn (1/19/22)	<b>2</b> S. Carolina (2/12/22)	<b>2</b> Arkansas (2/22/22)	<b>37</b> Two times, last Texas A&M (2/22/22)	 <b>BRIDGES</b>	<b>24</b> Cincinnati (11/13/21)	<b>14</b> DePaul (12/14/19)	<b>6</b> Auburn (1/19/22)	<b>3</b> Youngstown St. (3/5/20)	<b>2</b> Arkansas (2/22/22)	<b>37</b> Two times, last Texas A&M (2/22/22)
<b>2</b> Gardner-Webb (12/29/21)	<b>1</b> Two times, last S.C. St. (11/16/21)	<b>—</b>	<b>1</b> S.C. State (11/16/21)	<b>1</b> FIU (11/9/21)	<b>4</b> Two times, last G-Webb (12/29/21)	 <b>BAKER</b>	<b>2</b> Gardner-Webb (12/29/21)	<b>1</b> Two times, last S.C. St. (11/16/21)	<b>—</b>	<b>1</b> S.C. State (11/16/21)	<b>1</b> FIU (11/9/21)	<b>4</b> Two times, last G-Webb (12/29/21)