




VANDERBILT®

2022 BASEBALL GAME NOTES



Vanderbilt Athletic Communications • 2601 Jess Neely Dr. Nashville, TN 37212
Baseball Contact: Josh Foster • Cell: 205.213.5091 • Email: joshua.foster@vanderbilt.edu
VUCommodores.com • Twitter: @VandyBoys

2022 SCHEDULE/RESULTS

OVERALL: 6-2 | SEC: 0-0 | H: 6-2 | A: 0-0 | N: 0-0

FEBRUARY		All Times CT
18	#7 Oklahoma State	W, 3-0
19	#7 Oklahoma State	L, 4-3
20	#7 Oklahoma State	L, 7-5
22	North Alabama	Postponed
23	Evansville	W, 9-0 (6 inn.)
25	Army	W, 7-2
26	Army	W, 10-7
27	Army	W, 6-0

MARCH		
1	Central Arkansas	W, 5-2
4	at Hawaii	10:35 p.m.
5	at Hawaii (DH)	5:05 p.m.
6	at Hawaii	5:05 p.m.
11	Wagner	4:30 p.m.
12	Wagner	2 p.m.
13	Wagner	1 p.m.
15	Michigan	6 p.m.
18	Missouri*	6 p.m.
19	Missouri*	2 p.m.
20	Missouri	1 p.m.
22	vs. Belmont^	6 p.m.
25	at South Carolina*	7 p.m.
26	at South Carolina	6 p.m.
27	at South Carolina	1 p.m.
29	vs. Lipscomb^	6 p.m.

APRIL		
1	Tennessee*	6 p.m.
2	Tennessee*	7 p.m.
3	Tennessee*	1 p.m.
5	Austin Peay	6 p.m.
8	at Auburn*	6 p.m.
9	at Auburn*	TBA
10	at Auburn*	1 p.m.
12	Western Kentucky	6 p.m.
15	Florida*	6 p.m.
16	Florida*	6 p.m.
17	Florida*	Noon
19	Tennessee Tech	6 p.m.
22	at Kentucky*	5:30 p.m.
23	at Kentucky*	11 a.m.
24	at Kentucky*	Noon
28	Texas A&M*	7 p.m.
29	Texas A&M*	6 p.m.
30	Texas A&M*	2 p.m.

MAY		
3	Louisville	6 p.m.
6	at Georgia*	5:30 p.m.
7	at Georgia*	1 p.m.
8	at Georgia*	Noon
10	Indiana State	6 p.m.
13	at Arkansas*	6:30 p.m.
14	at Arkansas*	6:30 p.m.
15	at Arkansas*	2 p.m.
17	Middle Tennessee State	6 p.m.
19	LSU*	6 p.m.
20	LSU*	6 p.m.
21	LSU*	2 p.m.
24-29	SEC Tournament%	TBA

JUNE		
3-6	NCAA Regionals	TBA
10-12	NCAA Super Regionals	TBA
18-25	College World Series	TBA

* Southeastern Conference game

^ First Horizon Park

% Hoover Met Stadium

+ NCAA College World Series (Omaha, Neb.)

GAMES 9-12



VANDERBILT

Record: 6-2 Overall, 0-0 SEC

Home / Away / Neutral: 6-2 / 0-0 / 0-0

Rankings: D1: 5 | NCBWA: 6 | Coaches: 5

BA: 7 | CB: 4 | PG: 5

Head Coach: Tim Corbin

Career Record: 914-517-1 (25th)

Record at Vanderbilt: 808-379-1 (20th)



HAWAII

Record: 4-4 Overall, 0-0 Big West

Home / Away / Neutral: 2-2 / 1-1 / 1-1

Rankings: D1: -- | NCBWA: -- | Coaches: --

BA: -- | CB: -- | PG: --

Head Coach: Rich Hill

Career Record: 1,083-742-4 (30th)

Record at Hawaii: 4-4 (1st)

TRENDING: Vanderbilt is set for its first road trip of the season, traveling to Hawaii this weekend for a four-game series with the Rainbow Warriors.

- Vandy enters the weekend riding a five-game winning streak. The Commodores swept Army last weekend before defeating Central Arkansas in the midweek matchup on Tuesday.
- The Commodore pitching staff has not allowed an earned run in its last 18.0 innings of action, and boasts a 1.96 ERA on the season.

SUCCESS IN THE NON-CON: The Commodores have experienced great success in their nonconference weekend series, dating to 2013.

- Vanderbilt owns a 74-18 record across its nonconference weekend series, including a 4-2 record this season.
- The Commodores have won 28-of-31 weekend nonconference series, including 10 of their last 11, dating to 2017.

FIRST-YEAR STARTERS: Vanderbilt fields a young pitching staff this spring, after losing several key arms from the 2021 roster.

- The Commodores have started true freshmen in four of their eight games this season, with lefties Carter Holton and Devin Futrell earning two starts apiece.
- Junior Nick Maldonado has made two starts on the year, as he transitions to a starter role this season after serving as a key reliever in 2021.
- The Commodore returners combined to start just 29 of Vanderbilt's 67 contests last season -- a 43 percent mark.

SPARK FROM SPENCER: Junior Spencer Jones has gotten off to a solid start this season, and leads the team in doubles with five.

- Almost half of Jones' 10 hits this season have come as doubles, as he leads the team in total bases with 15.
- Entering the week, he ranked second in the SEC in doubles.
- Jones has already matched his last season total of doubles in just eight games of action.

BACK FOR SECONDS: After experiencing great success as a freshman last season, sophomore Enrique Bradfield Jr. looks to keep things going in year two.

- Bradfield concluded the 2021 season with unanimous Freshman All-America honors and consensus All-America recognition.
- The Hialeah, Florida, native became the third player in program history to be named SEC Freshman of the Year, while also being named to the ABCA/Rawlings Gold Glove Team.
- Bradfield leads the SEC in stolen bases with six this season, while leading Vanderbilt in runs scored with eight.

SERIES HISTORY: Friday's series opener will mark the 24th time that Vanderbilt and Hawaii have met in the all-time history between the two programs.

- The Commodores trail, 4-19, in the all-time series with the Rainbow Warriors.
- Vanderbilt welcomed Hawaii to Hawkins Field in 2020, winning the bookend games of the three-game set to claim the series victory.

SOPHOMORES OUT THE PEN: The sophomore trio of Patrick Reilly, Hunter Owen and Grayson Moore have shined in the Vanderbilt bullpen throughout the first two weeks.

- Reilly owns a team-high 16 strikeouts across his 8.0 innings of work, while ranking second in the SEC in strikeouts per nine innings with a mark of 18.00.
- Owen worked a career-high 4.0 innings in the series finale against Army, surrendering just one hit. The second-year southpaw has recorded six strikeouts in each of his two appearances this season, which serve as a personal-best.
- Moore has not allowed an earned run across his 5.0 innings of work, making two appearances on the year. He has yielded just three hits on the year, while collecting eight punchouts.

OPENING DAY DOMINANCE: Junior right-hander Chris McElvain posted an incredible performance in his season debut on Opening Day against No. 7 Oklahoma State.

- McElvain earned his first win of the season, pitching 4.0 shutout innings and limiting the Cowboys to just four hits.
- The right-hander racked up a career-high 10 strikeouts, punching out over half the batters he faced.
- His 10 punchouts marked the most of a Vanderbilt Opening Day starter in at least 15 seasons.
- With his performance, McElvain was recognized as a National Player of the Week by Collegiate Baseball.

PRESEASON ALL-AMERICA: Four different Commodores were named to various preseason All-America teams, headlined by the duo of Nick Maldonado and Enrique Bradfield Jr., who were recognized as All-Americans by five different publications.

- Dominic Keegan garnered first-team All-America honors from both the NCBWA and Perfect Game, while receiving a second-team selection from Collegiate Baseball.
- Carter Young was the fourth Commodore to receive All-America honors, landing on Collegiate Baseball's second team. Vanderbilt's four selections on the Collegiate Baseball preseason list tied for the most in the SEC.

THE KOMMODORES: The Vanderbilt pitching staff totaled 45 strikeouts on Opening Weekend against No. 7 Oklahoma State.

- The Commodores averaged 15.0 strikeouts per nine innings -- a mark that ranked fifth in the nation and led the SEC entering the week.
- Eleven of the 13 Vanderbilt pitchers who have made an appearance this season have recorded multiple strikeouts.

EMERGENCE OF VAZ: Senior **Javier Vaz** looks to carry momentum into the 2022 season, after stepping up in a big way for the Commodores during their 2021 postseason run.

- After making only start prior to the postseason, Vaz started 10 of Vanderbilt's 12 games in the 2021 NCAA Tournament.
- Vaz reached base safely in nine of his 10 starts across the postseason last year.

FIRST ROUND BOUND: The Vanderbilt pitching duo of Jack Leiter and Kumar Rocker were both selected in the top 10 of the 2021 MLB Draft.

- Leiter was picked second overall to the Texas Rangers, while Rocker went 10th to the New York Mets.
- It marked the third time in program history that the Commodores boasted multiple top-10 picks in a single draft, which is the most of any school.
- It marked the third time in program history that the Commodores boasted multiple top-10 picks in a single draft, which is the most of any school.
- Vanderbilt is just one of two programs to have multiple top-10 picks at least twice, joining Arizona State, who had multiple top-10 selections in 1976 and 1978.
- David Price and Casey Weathers were both top-10 picks in the 2007 draft, while Dansby Swanson and Carson Fulmer went in the top 10 in the 2015 draft.

PRESEASON SEC HONORS: Vanderbilt was picked as favorites in the SEC East, while three Commodores were recognized on the coaches' preseason all-conference team.

- The Vandy trio of Enrique Bradfield Jr., Dominic Keegan and Nick Maldonado each received first-team honors.
- The Commodores tied LSU for the most first-team selections in the conference.

YEAR 20 ON DECK: Vanderbilt skipper **Tim Corbin** enters his 20th season at the helm of the Commodore baseball program.

- Corbin's record of 808-379-1 (.680) is first all-time in wins at Vanderbilt and first in winning percentage for coaches with 100 games or more.

THE STREAK CONTINUES: Vanderbilt's stretch of 15 consecutive NCAA Tournament appearances (2006-21) under head coach **Tim Corbin** is tied for the longest streak by a head coach in SEC history.

- The streak marks the second-longest active stretch in NCAA Division I, trailing only Florida State.
- Corbin is one of three active SEC head coaches to reach the NCAA Tournament 13 or more consecutive times.

Coch	Streak	Start-End
Tim Corbin	15	2006-present
Dave Van Horn (Ark.)	13	2003-2015
Skip Bertman (LSU)	13	1989-2001
Rob Childress (A&M)	13	2007-2019
Ray Tanner (USC)	13	2000-2012
Kevin O'Sullivan (UF)	13	2008-present

WHAT'S NEXT: Following its road trip to Hawaii, Vanderbilt returns to Nashville for a seven-game homestand.

- The Commodores will take the midweek off before welcoming Wagner to Hawkins Field next weekend for a three-game series.

VANDERBILT RECORD WHEN ...

2022

SEC Standing	---
SEC East Standing	---
Home/Road/Neutral	6-2/0-0/0-0
Day/Night	6-2/0-0
vs. RH/LH starters	4-2/2-0
Leading after 6 innings	5-0
Tied after 6 innings	0-0
Trailing after 6 innings	0-2
Leading after 7 innings	5-0
Tied after 7 innings	0-0
Trailing after 7 innings	0-2
Leading after 8 innings	5-0
Tied after 8 innings	0-1
Trailing after 8 innings	0-1
Vanderbilt scores first	5-1
Opponents score first	1-1
Shutouts	3-0
Scoring less than 3 runs	0-0
Scoring 3 to 5 runs	2-2
Scoring 6 or more runs	4-0
Vanderbilt hits HR/hit 0 HR	4-1/2-1
1-run/2-run games	0-1/0-1
Walk-offs	0-0
Extra innings (home/road/neutral)	0-0/0-0/0-0
Series openers/finales	2-0/1-1
Series W-L (home)	1-1
Series W-L (road)	0-0
Series W-L (neutral)	0-0
Series W-L (total)	1-1
Three-game sweeps (home/road)	1-0/0-0
Come-from-behind-wins	1

UPCOMING CAREER MILESTONES

Enrique Bradfield Jr.	100 Hits (84)
Dominic Keegan	100 Hits (95)
Chris McElvain	100 Strikeouts (75)
Parker Noland	100 Hits (81)
Carter Young	100 Hits (82)

2022 TEAM LEADERS

Batting

Hits	Spencer Jones (11)
Doubles	Spencer Jones (5)
Triples	Carter Young (2)
HR	Five players (1)
RBIs	Dominic Keegan (7)
Runs	Enrique Bradfield Jr. (8)
SB	Enrique Bradfield Jr. (6)
BB	Enrique Bradfield Jr. (7)
AVG	Spencer Jones (.355)
OBP	Javier Vaz (.440)
SLG	Javier Vaz (.571)

Pitching

ERA (reliever)	Five players (0.00)
ERA (starter)	Chris McElvain/Devin Futrell (0.00)
Wins	Devin Futrell (2)
Saves	Thomas Schultz (2)
Appearances	Thomas Schultz (4)
Starts	Four players (2)
Innings (reliever)	Patrick Reilly (8.0)
Innings (starter)	Carter Holton (10.0)
Strikeouts (reliever)	Patrick Reilly (16)
Strikeouts (starter)	Chris McElvain (15)

VANDERBILT IN THE NATIONAL RANKINGS

DATE	BA	NCBWA	CB	USA	D1	PG
Preseason	2	2	2	2	3	1
Feb. 21	7	9	4	2	5	5
Feb. 28	7	6	4	5	5	5
March 7	--	--	--	--	--	--
March 14	--	--	--	--	--	--
March 21	--	--	--	--	--	--
March 28	--	--	--	--	--	--
April 4	--	--	--	--	--	--
April 11	--	--	--	--	--	--
April 18	--	--	--	--	--	--
April 25	--	--	--	--	--	--
May 2	--	--	--	--	--	--
May 9	--	--	--	--	--	--
May 16	--	--	--	--	--	--
May 23	--	--	--	--	--	--
May 30	--	--	--	--	--	--
June 6	--	--	--	--	--	--
June 15	--	--	--	--	--	--
FINAL						

*For consistency, Vanderbilt uses the D1Baseball.com (D1) poll as its primary ranking.

PROBABLE PITCHING MATCHUP

DATE	OPPONENT	VANDERBILT STARTER	OPPOSING STARTER
March 4	Hawaii	RHP Chris McElvain (1-0, 0.00 ERA)	RHP Cade Halemnu (0-1, 7.00 ERA)
March 5 (1)	Hawaii	LHP Carter Holton (1-0, 5.40 ERA)	RHP Andy Archer (0-1, 5.19 ERA)
March 5 (2)	Hawaii	TBD	TBD
March 6	Hawaii	RHP Nick Maldonado (1-1, 2.25 ERA)	TBD

PITCHING GAME-BY-GAME AND CAREER STATS

#17 RYAN GINTHER, LHP - FR.

MOST RECENT APP: N/A

IN SEC PLAY (2022): --

- In-state product who attended Station Camp High School (Hendersonville, Tenn.)
- The top-ranked left-handed pitcher in the state of Tennessee according to Perfect Game
- 2020 Perfect Game All-American Classic participant
- Helped lead Station Camp to a district championship in 2019

CAREER TOTALS

YEAR	ERA	W-L	APP/GS	SV	IP	H	R	ER	BB	SO	B/AVG
2022	--	--	--	--	--	--	--	--	--	--	--
TOTALS	--	--	--	--	--	--	--	--	--	--	--

#20 CARTER HOLTON, LHP - FR.

MOST RECENT APP: (2/26 vs. Army) GS, W, 6.0 IP, 2 H, 2 R/2 ER, 6 K

IN SEC PLAY (2022): --

- Nation's top left-handed pitcher according to Perfect Game
- 2020 Perfect Game All-American Classic participant
- Tossed three perfect games and two no-hitters over the course of his high school career
- Drafted in the 19th round of the 2021 MLB Draft by the Milwaukee Brewers out of high school

2022 SEASON TOTALS

OPPONENT	ERA	W-L-S	G/GS	IP	H	R	ER	BB	SO	HR	NP
(2/20) Oklahoma State	9.00	0-0-0	1/1	4.0	3	4	4	3	7	1	70
(2/26) Army	5.40	1-0-0	1/1	6.0	2	2	2	0	6	1	77
TOTALS	5.40	1-0-0	2/2	10.0	5	6	6	3	13	2	--

CAREER TOTALS

YEAR	ERA	W-L	APP/GS	SV	IP	H	R	ER	BB	SO	B/AVG
2022	5.40	1-0	2/2	0	10.0	5	6	6	3	13	.152
TOTALS	5.40	1-0	2/2	0	10.0	5	6	6	3	13	.152

#29 NICK MALDONADO, RHP - JR.

MOST RECENT APP: (2/27 vs. Army) GS, W, 4.0 IP, 4 H, 1 BB/3 K

IN SEC PLAY (2022): --

- Made a team-high 28 appearances in 2021
- Sported a 2.31 ERA last season -- the lowest of all Commodore relief pitchers
- Tied for the team lead in saves with nine last campaign
- Majoring in human and organizational development

2022 SEASON TOTALS

OPPONENT	ERA	W-L-S	G/GS	IP	H	R	ER	BB	SO	HR	NP
(2/19) Oklahoma State	4.50	0-1-0	1/1	4.0	6	4	2	1	3	0	68
(2/27) Army	2.25	1-0-0	1/1	4.0	4	0	0	1	3	0	67
TOTALS	2.25	1-1-1	2/2	8.0	10	4	2	2	6	0	--

2021 SEASON TOTALS

OPPONENT	ERA	W-L-S	G/GS	IP	H	R	ER	BB	SO	HR	NP
(2/22) Wright State-2	0.00	0-0-0	1/0	1.0	0	0	0	2	1	0	27
(2/26) Georgia State	0.00	0-0-0	1/0	1.2	0	0	0	0	1	0	14
(2/28) Georgia State-1	0.00	0-0-0	1/0	1.2	0	0	0	0	2	0	19
(3/7) Illinois-Chicago	0.00	0-0-0	1/0	1.0	2	0	0	0	2	0	25
(3/13) at Oklahoma State	0.00	0-0-0	1/0	1.0	0	0	0	0	2	0	10
(3/16) Belmont	0.00	0-0-1	1/0	1.0	1	0	0	0	1	0	14
(3/21) South Carolina	2.16	0-1-0	1/0	1.0	2	2	2	0	2	0	15
(3/27) at Missouri	1.59	0-0-0	1/0	3.0	1	0	0	0	4	0	37
(4/2) at LSU	1.26	0-0-1	1/0	3.0	1	0	0	1	4	0	39
(4/8) Georgia	1.17	0-0-0	1/0	1.0	0	0	0	0	1	0	12
(4/9) Georgia	1.10	1-0-0	1/0	1.0	1	0	0	0	1	0	10
(4/16) at Tennessee	0.98	0-0-0	1/0	2.0	0	0	0	0	2	0	30
(4/18) at Tennessee	0.90	0-0-0	1/0	1.2	0	0	0	0	2	0	13
(4/25) Mississippi State	0.77	0-0-1	1/0	3.1	0	0	0	1	4	0	33
(4/30) at Florida	0.72	0-0-0	1/0	1.2	2	0	0	0	4	0	37
(5/7) Alabama	0.66	0-0-1	1/0	2.1	1	0	0	1	1	0	33
(5/11) North Alabama	0.64	0-0-1	1/0	1.0	1	0	0	0	0	0	15
(5/16) at Ole Miss	1.15	0-0-0	1/0	3.0	4	2	2	0	1	1	39
(5/21) Kentucky	1.11	0-0-0	1/0	1.0	2	0	0	0	1	0	20
(5/22) Kentucky	2.12	0-1-0	1/0	1.2	4	4	4	0	3	1	35
(5/28) vs. Ole Miss	2.23	0-0-0	1/0	2.1	1	1	1	0	3	1	28
(6/5) Georgia Tech	2.52	0-0-1	1/0	3.0	1	2	2	1	4	1	47
(6/6) vs. Georgia Tech	2.50	0-0-1	1/0	0.1	0	0	0	0	0	0	3
(6/11) East Carolina	2.47	0-0-0	1/0	0.1	0	0	0	0	0	0	4
(6/12) vs. East Carolina	2.36	0-0-1	1/0	2.0	0	0	0	0	2	0	21
(6/19) vs. Arizona	2.42	0-0-0	1/0	2.2	2	1	1	0	4	0	48
(6/23) vs. Stanford	2.45	0-0-0	1/0	3.0	4	1	1	1	3	0	51
(6/28) vs. Mississippi State	2.31	0-0-1	1/0	3.0	2	0	0	0	4	0	46
TOTALS	2.31	1-2-9	28/0	50.2	32	13	13	7	59	4	--

2020 SEASON TOTALS

OPPONENT	ERA	W-L-S	G/GS	IP	H	R	ER	BB	SO	HR	NP
(2/16) vs. Cal Poly	0.00	0-0-0	1/0	2.0	1	0	0	0	0	0	23
(2/26) Saint Louis	4.50	0-0-0	1/0	2.0	6	2	2	0	5	0	42
(3/3) Central Arkansas	3.00	0-0-0	1/0	2.0	0	0	0	1	1	0	23
(3/11) Toledo	2.70	0-0-0	1/0	0.2	0	0	0	0	0	0	8
TOTALS	2.70	0-0-0	4/0	6.2	7	2	2	1	6	0	--

CAREER TOTALS

YEAR	ERA	W-L	APP/GS	SV	IP	H	R	ER	BB	SO	B/AVG
2020	2.70	0-0	4/0	0	6.2	7	2	2	1	6	.269
2021	2.31	1-2	28/0	9	50.2	32	13	13	7	59	.173
2022	2.25	1-1	2/2	0	8.0	10	4	2	2	6	.313
TOTALS	2.34	2-3	34/2	9	65.1	49	19	17	10	71	.202

PITCHING GAME-BY-GAME AND CAREER STATS

#30 NELSON BERKWICH, LHP - SO.

MOST RECENT APP: (3/1 vs. Central Arkansas) 1 R/0 ER, 1 BB

IN SEC PLAY (2022): --

- Nation's 17th-best left-handed pitcher by Perfect Game
- 25-4 career record at American Heritage across 212.0 career innings
- 2017 USA Baseball Gold Medalist
- Majoring in human and organizational development

2022 SEASON TOTALS

OPPONENT	ERA	W-L-S	G/GS	IP	H	R	ER	BB	SO	HR	NP
(2/19) Oklahoma State	0.00	0-0-0	1/0	1.0	0	0	0	0	0	0	13
(2/25) Army	0.00	0-0-0	1/0	0.1	0	0	0	0	1	0	5
(3/1) Central Arkansas	0.00	0-0-0	1/0	0.0	0	1	0	1	0	0	13
TOTALS	0.00	0-0-0	3/0	1.1	0	1	0	1	1	0	--

2021 SEASON TOTALS

OPPONENT	ERA	W-L-S	G/GS	IP	H	R	ER	BB	SO	HR	NP
(2/28) Georgia State-2	9.00	0-0-0	1/0	1.0	2	1	1	0	0	0	17
(3/26) at Missouri	4.50	0-0-0	1/0	1.0	2	3	0	1	1	1	24
(4/20) Austin Peay	3.00	0-0-0	1/0	1.0	0	0	0	0	2	0	8
(4/24) Mississippi State	2.25	0-0-0	1/0	1.0	1	0	0	0	1	0	14
(4/30) at Florida	6.23	0-0-0	1/0	0.1	3	2	0	0	1	1	16
(5/4) at Louisville	4.26	0-0-0	1/0	2.0	0	0	0	0	2	0	24
(5/11) North Alabama	3.24	1-0-0	1/0	2.0	0	0	0	1	2	0	37
(5/18) Florida International	2.79	0-0-0	1/0	1.1	1	0	0	0	4	0	19
(5/27) vs. Arkansas	2.31	0-0-0	1/0	2.0	1	0	0	1	1	0	33
(6/29) vs. Mississippi State	3.07	0-0-0	1/0	3.0	6	2	2	0	5	0	55
TOTALS	3.07	1-0-0	10/0	14.2	16	9	5	3	19	2	--

CAREER TOTALS

YEAR	ERA	W-L	APP/GS	SV	IP	H	R	ER	BB	SO	B/AVG
2021	3.07	1-0	10/0	0	14.2	16	9	5	3	19	.267
2022	0.00	0-0	3/0	0	1.1	0	1	0	1	1	.000
TOTALS	2.81	1-0	13/0	0	16.0	16	10	5	4	20	.246

#33 HUNTER OWEN, LHP - SO.

MOST RECENT APP: (2/27 vs. Army) 4.0 IP, 1 H, 1 BB/6 K

IN SEC PLAY (2022): --

- Maine's top-ranked overall player and southpaw according to Perfect Game
- 2019 Gatorade State Player of the Year in Maine
- Multi-sport athlete who competed in football for two years and basketball for four seasons
- Undeclared major

2022 SEASON TOTALS

OPPONENT	ERA	W-L-S	G/GS	IP	H	R	ER	BB	SO	HR	NP
(2/20) Oklahoma State	3.00	0-0-0	1/0	3.0	5	1	1	0	6	0	46
(2/27) Army	1.29	0-0-0	1/0	4.0	1	0	0	1	6	0	62
TOTALS	1.29	0-0-0	2/0	7.0	6	1	1	1	12	0	--

2021 SEASON TOTALS

OPPONENT	ERA	W-L-S	G/GS	IP	H	R	ER	BB	SO	HR	NP
(2/24) Western Kentucky	0.00	0-0-0	1/0	2.0	1	0	0	0	4	0	32
(2/28) Georgia State-1	5.40	0-0-0	1/0	1.1	1	2	2	2	1	0	26
(3/13) at Oklahoma State-2	4.15	0-0-0	1/0	1.0	0	0	0	2	0	0	20
(4/6) UT-Martin	4.26	0-0-0	1/0	2.0	2	1	1	2	3	0	34
(4/10) Georgia	4.05	0-0-0	1/0	0.1	1	0	0	0	0	0	6
(4/13) Eastern Kentucky	4.70	0-0-0	1/0	1.0	3	1	1	0	1	0	26
(4/18) at Tennessee	4.50	0-0-0	1/0	0.1	0	0	0	0	0	0	3
(4/20) Austin Peay	4.00	0-0-0	1/0	1.0	0	0	0	2	1	0	19
(4/24) Mississippi State	5.73	0-0-0	1/0	2.0	3	3	3	2	2	0	42
(5/1) at Florida	6.92	0-0-0	1/0	2.0	4	4	3	2	1	1	40
(5/4) at Louisville	6.43	0-0-0	1/0	1.0	0	0	0	0	1	0	15
(5/11) North Alabama	6.00	0-0-0	1/0	1.0	1	0	0	0	3	0	16
(5/16) at Ole Miss	8.04	0-0-0	1/0	0.2	3	6	4	1	0	2	19
(6/29) vs. Mississippi State	10.26	0-0-0	1/0	1.0	3	5	5	2	2	0	40
TOTALS	10.26	0-0-0	14/0	16.2	22	22	19	15	19	3	--

CAREER TOTALS

YEAR	ERA	W-L	APP/GS	SV	IP	H	R	ER	BB	SO	B/AVG
2021	10.26	0-0	14/0	0	16.2	22	22	19	15	19	.314
2022	1.29	0-0	2/0	0	7.0	6	1	1	1	12	.222
TOTALS	7.61	0-0	16/0	0	23.2	28	23	20	16	31	.289

#35 CHRIS MCELVAIN, RHP - JR.

MOST RECENT APP: (2/25 vs. Army) GS, 4.2 IP, 2 H, 2 R/0 ER, 3 BB/5 K

IN SEC PLAY (2022): --

- Tallied five wins last campaign, which placed him third on the squad
- Registered 58 strikeouts in 2021, good for third-best amongst Commodore relievers
- Helped Summit High School (Thompson State, Tenn.) to a pair of state final fours
- Majoring in medicine, health and society

2022 SEASON TOTALS

OPPONENT	ERA	W-L-S	G/GS	IP	H	R	ER	BB	SO	HR	NP
(2/18) Oklahoma State	0.00	1-0-0	1/1	4.0	4	0	0	1	10	0	79
(2/25) Army	0.00	0-0-0	1/1	4.2	2	2	0	3	5	0	87
TOTALS	0.00	1-0-0	2/2	8.2	6	2	0	4	15	0	--

2021 SEASON TOTALS

OPPONENT	ERA	W-L-S	G/GS	IP	H	R	ER	BB	SO	HR	NP
(2/22) Wright State-1	3.00	0-0-1	1/0	3.0	3	1	1	1	5	0	55
(2/27) Georgia State	6.75	0-0-0	1/0	2.1	2	3	3	1	2	0	36
(3/5) Illinois-Chicago	5.68	0-0-0	1/0	1.0	0	0	0	1	1	0	19
(3/9) Memphis	4.91	0-0-0	1/0	1.0	1	0	0	2	2	0	27
(3/14) at Oklahoma State	4.32	0-0-0	1/0	1.0	0	0	0	0	2	0	12
(3/23) Lipscomb	3.86	0-0-0	1/0	1.0	0	0	0	1	3	0	23
(3/26) at Missouri	3.48	0-0-0	1/0	1.0	0	0	0	1	3	0	21
(4/6) UT-Martin	2.92	1-0-0	1/0	2.0	0	0	0	0	4	0	29
(4/10) Georgia	3.31	0-0-0	1/0	4.0	2	2	2	1	2	0	49
(4/18) at Tennessee	3.54	1-0-0	1/0	4.0	3	2	2	2	4	2	66
(4/25) Mississippi State	3.16	1-0-0	1/0	5.1	5	1	1	2	4	1	77
(5/2) at Florida	4.40	0-1-0	1/1	3.0	5	5	5	4	4	0	80
(5/8) Alabama	4.11	0-0-0	1/0	2.0	1	0	0	0	1	0	21
(5/15) at Ole Miss	4.01	0-0-1	1/0	3.0	3	1	1	2	4	0	53
(5/21) Kentucky	3.86	1-0-0	1/0	1.1	2	0	0	0	0	0	15
(5/22) Kentucky	3.72	0-0-0	1/0	1.1	0	0	0	2	1	0	29
(5/27) vs. Arkansas	3.79	0-0-0	1/0	1.2	1	1	1	1	1	0	36
(6/6) Georgia Tech	4.02	0-0-0	1/0	2.1	3	2	2	1	6	1	49
(6/19) vs. Arizona	3.92	1-0-0	1/0	1.0	1	0	0	0	2	0	13
(6/23) vs. Stanford	3.77	0-0-0	1/0	1.2	2	0	0	1	3	0	30
(6/25) vs. NC State	3.71	0-0-0	1/0	0.2	1	0	0	1	1	0	18
(6/30) vs. Mississippi State	4.34	0-0-0	1/0	2.0	4	4	4	3	3	2	45
TOTALS	4.34	5-1-2	22/1	45.2	39	22	22	27	58	6	--

2020 SEASON TOTALS

OPPONENT	ERA	W-L-S	G/GS	IP	H	R	ER	BB	SO	HR	NP
(2/16) vs. Cal Poly	15.43	0-0-0	1/0	2.1	4	4	4	2	0	0	53
(2/21) Illinois-Chicago	10.80	0-0-0	1/0	1.0	1	0	0	1	1	0	17
(2/25) Evansville	6.75	0-0-0	1/0	2.0	0	0	0	0	0	0	27
(2/29) Hawaii	6.14	0-0-0	1/0	2.0	2	1	1	0	3	0	33
(3/3) Central Arkansas	5.40	0-0-0	1/0	1.0	1	0	0	0	2	0	18
(3/11) Toledo	4.82	0-0-0	1/0	1.0	0	0	0	1	1	0	16
TOTALS	4.82	0-0-0	6/0	9.1	8	5	5	4	7	0	--

CAREER TOTALS

YEAR	ERA	W-L	APP/GS	SV	IP	H	R	ER	BB	SO	B/AVG
2020	4.82	0-0	6/0	0	9.1	8	5	5	4	7	.222
2021	4.34	5-1	22/1	2	45.2	39	22	22	27	58	.232
2022	0.00	1-0	2/2	0	8.2	6	2	0	4	15	.182
TOTALS	3.82	6-1	30/3	2	63.2	53	29	27	35	80	

#36 GRAYSON MOORE, RHP - SO.

MOST RECENT APP: (3/1 vs. Central Arkansas) 2.0 IP, 3 H, 1 R/0 ER, 1 BB/3 K

IN SEC PLAY (2022): --

- 1.50 ERA across 17.2 innings during his shortened senior season
- Led Lake Mary High School (Lake Mary, Fla.) to a conference championship and District 9A championship in 2018
- Spanish Honor Society and National Honor Society member
- Undeclared major

2022 SEASON TOTALS

OPPONENT	ERA	W-L-S	G/GS	IP	H	R	ER	BB	SO	HR	NP
(2/19) Oklahoma State	0.00	0-0-0	1/0	3.0	0	0	0	1	5	0	48
(3/1) Central Arkansas	0.00	0-0-0	1/0	2.0	3	1	0	1	3	0	35
TOTALS	0.00	0-0-0	2/0	5.0	3	1	0	2	8	0	--

2021 SEASON TOTALS

OPPONENT	ERA	W-L-S	G/GS	IP	H	R	ER	BB	SO	HR	NP
(2/24) Western Kentucky	0.00	0-0-0	1/0	1.0	0	0	0	1	2	0	18
(2/28) Georgia State-1	0.00	0-0-0	1/0	1.0	0	0	0	2	0	0	17
(3/5) Illinois-Chicago	0.00	0-0-0	1/0	1.0	1	0	0	1	0	0	22
(4/8) Georgia	5.40	0-0-0	1/0	2.0	4	5	3	0	2	4	31
(5/18) FIU	9.00	0-0-0	1/0	1.0	3	3	3	0	2	1	28
TOTALS	9.00	0-0-0	5/0	6.0	8	8	6	4	6	5	--

CAREER TOTALS

YEAR	ERA	W-L	APP/GS	SV	IP	H	R	ER	BB	SO	B/AVG
2021	9.00	0-0	5/0	0	6.0	8	8	6	4	6	.308
2022	0.00	0-0	2/0	0	5.0	3	1	0	2	8	.176
TOTALS	6.00	0-0	7/0	0	11.0	11	9	6	6	14	.256

PITCHING GAME-BY-GAME AND CAREER STATS

#40 SAM HLIBOKI, RHP - JR.

MOST RECENT APP: --

IN SEC PLAY (2022): --

- Suffered a season-ending injury during April 2021
- 2019 Daily News Pitcher of the Year
- Went 9-1 with a 1.37 ERA and 0.78 WHIP in 72 innings as senior at Harvard-Westlake (Los Angeles, Calif.)
- Majoring in human and organizational development

2021 SEASON TOTALS

OPPONENT	ERA	W-L-S	G/GS	IP	H	R	ER	BB	SO	HR	NP
(2/22) Wright State -1	0.00	0-0-0	1/0	2.0	1	0	0	1	2	0	38
(2/27) Georgia State	1.50	0-0-0	1/1	4.0	4	1	1	0	7	1	68
(3/6) Illinois-Chicago	2.25	0-0-0	1/0	2.0	2	1	1	0	2	0	34
(3/13) at Oklahoma State-2	3.60	0-0-0	1/0	2.0	3	2	2	1	2	1	37
(3/16) Belmont	3.75	0-0-0	1/0	2.0	1	1	1	1	2	0	28
(3/23) Lipscomb	3.38	0-0-0	1/0	1.1	0	0	0	0	1	0	24
(3/25) at Missouri	2.76	0-0-1	1/0	3.0	2	0	0	1	1	0	41
(4/1) at LSU	2.33	0-0-1	1/0	3.0	0	0	0	0	1	0	32
(4/10) Georgia	2.70	0-0-0	1/0	0.2	2	1	1	0	2	0	15
TOTALS	2.70	0-0-2	9/1	20.0	15	6	6	4	20	2	--

2020 SEASON TOTALS

OPPONENT	ERA	W-L-S	G/GS	IP	H	R	ER	BB	SO	HR	NP
(2/15) vs. UConn	0.00	0-0-1	1/0	3.0	1	0	0	0	3	0	36
(2/22) Illinois-Chicago	0.00	0-0-0	1/0	2.2	0	0	0	0	3	0	31
(2/28) Hawaii	0.00	0-0-1	1/0	2.1	0	0	0	0	5	0	26
(3/1) Hawaii	0.00	0-0-0	1/0	2.2	1	0	0	1	2	0	43
(3/6) at UCLA	0.00	0-0-0	1/0	5.0	0	0	0	1	3	0	57
TOTALS	0.00	0-0-2	5/0	15.2	2	0	0	2	16	0	--

CAREER TOTALS

YEAR	ERA	W-L	APP/GS	SV	IP	H	R	ER	BB	SO	B/AVG
2020	0.00	0-0	5/0	2	15.2	2	0	0	2	16	.043
2021	2.70	0-0	9/1	2	20.0	15	6	6	4	20	.203
2022	--	--	--	--	--	--	--	--	--	--	--
TOTALS	1.51	0-0	14/1	4	35.2	17	6	6	6	36	.142

#42 CHRISTIAN LITTLE, RHP - SO.

MOST RECENT APP: (3/1 vs. Central Arkansas) 1.0 IP, 1 H, 3 K

IN SEC PLAY (2022): --

- Missouri's top-ranked overall prospect and right-hander according to Perfect Game
- 2020 Gatorade State Player of the Year in Missouri
- Father, Chris Little, was a member of the Houston Astros organization
- Undeclared major

2022 SEASON TOTALS

OPPONENT	ERA	W-L-S	G/GS	IP	H	R	ER	BB	SO	HR	NP
(2/20) Oklahoma State	0.00	0-0-0	1/0	1.0	0	0	0	0	1	0	24
(2/26) Army	3.00	0-0-0	1/0	2.0	1	1	1	3	3	0	38
(3/1) Central Arkansas	2.25	0-0-0	1/0	1.0	1	0	0	0	3	0	16
TOTALS	2.25	0-0-0	3/0	4.0	2	1	1	3	7	0	--

2021 SEASON TOTALS

OPPONENT	ERA	W-L-S	G/GS	IP	H	R	ER	BB	SO	HR	NP
(2/24) Western Kentucky	0.00	1-0-0	1/1	3.0	3	1	0	0	1	0	31
(2/28) Georgia State-2	4.50	0-0-0	1/0	1.0	2	2	2	0	1	2	21
(3/9) Memphis	6.75	0-0-0	1/1	2.2	4	3	3	3	4	0	55
(3/16) Belmont	4.22	1-0-0	1/1	4.0	1	0	0	2	7	0	55
(3/23) Lipscomb	4.61	0-0-0	1/1	3.0	3	3	2	1	3	1	58
(3/30) Tennessee Tech	5.09	0-0-0	1/1	4.0	6	4	3	2	4	1	73
(4/6) UT-Martin	5.40	0-0-0	1/1	4.0	5	3	3	2	5	1	65
(4/13) Eastern Kentucky	5.16	0-0-0	1/0	1.0	0	0	0	1	2	0	28
(4/18) at Tennessee	5.16	0-0-0	1/0	0.0	0	0	0	1	0	0	8
(5/4) at Louisville	6.18	0-1-0	1/1	5.0	4	6	6	2	4	1	70
(5/18) FIU	5.57	1-0-0	1/1	4.2	2	1	1	1	6	1	65
(5/26) vs. Ole Miss	5.02	0-0-0	1/1	5.1	3	1	1	1	7	0	71
(6/23) vs. Stanford	4.87	0-0-0	1/1	3.0	4	4	1	2	3	1	70
(6/29) vs. Mississippi State	5.48	0-1-0	1/1	2.0	3	5	4	4	2	0	58
TOTALS	5.48	3-2-0	14/11	42.2	40	33	26	22	49	8	--

CAREER TOTALS

YEAR	ERA	W-L	APP/GS	SV	IP	H	R	ER	BB	SO	B/AVG
2021	5.48	3-2	14/11	0	42.2	40	33	26	22	49	.244
2022	2.25	0-0	3/0	0	4.0	2	1	1	3	7	.125
TOTALS	5.21	3-2	17/11	0	46.2	42	34	27	25	56	.233

#44 DONYE EVANS, RHP - SO.

MOST RECENT APP: --

IN SEC PLAY (2022): --

- Georgia's fifth-best right-hander and 16th-rated overall prospect by Perfect Game
- 66 strikeouts across 51.1 innings of work as a junior at Redan, notching five wins
- Principal's list honoree as a senior
- Undeclared major

2021 SEASON TOTALS

OPPONENT	ERA	W-L-S	G/GS	IP	H	R	ER	BB	SO	HR	NP
(3/13) at Oklahoma State-2	9.00	0-0-0	1/0	1.0	2	2	1	0	1	0	22
(4/13) Eastern Kentucky	6.75	0-0-0	1/0	0.1	0	1	0	0	0	1	13
(4/17) at Tennessee	10.80	0-0-0	1/0	0.1	1	1	1	1	0	0	11
(4/20) Austin Peay	6.75	0-0-0	1/0	1.0	1	0	0	0	2	0	16
(5/1) at Florida	4.91	0-0-0	1/0	1.0	1	0	0	1	1	0	17
(5/4) at Louisville	7.36	0-0-0	1/0	0.0	1	1	1	0	0	1	3
(5/18) FIU	5.79	0-0-0	1/0	1.0	0	0	0	0	1	0	10
(6/29) vs. Mississippi State	4.76	0-0-0	1/0	1.0	1	0	0	0	0	0	14
TOTALS	4.76	0-0-0	8/0	5.2	7	5	3	2	6	1	--

CAREER TOTALS

YEAR	ERA	W-L	APP/GS	SV	IP	H	R	ER	BB	SO	B/AVG
2021	4.76	0-0	8/0	0	5.2	7	5	3	2	6	.269
2022	--	--	--	--	--	--	--	--	--	--	--
TOTALS	4.76	0-0	8/0	0	5.2	7	5	3	2	6	.269

#46 GAGE BRADLEY, RHP - SO.

MOST RECENT APP: (2/26 vs. Army) 1 H, 4 R/3 ER, 2 BB

IN SEC PLAY (2022): --

- Tennessee's fourth-ranked right-hander and seventh-rated overall prospect according to Perfect Game
- Two-time all-district across his prep career
- Led Rossview (Clarksville, Tenn.) to its first-ever state playoff appearance and championship in 2018
- Undeclared major

2022 SEASON TOTALS

OPPONENT	ERA	W-L-S	G/GS	IP	H	R	ER	BB	SO	HR	NP
(2/26) Army	99.00	0-0-0	0/0	0.0	1	4	3	2	0	0	21
TOTALS	99.00	0-0-0	0/0	0.0	1	4	3	2	0	0	--

2021 SEASON TOTALS

OPPONENT	ERA	W-L-S	G/GS	IP	H	R	ER	BB	SO	HR	NP
(2/28) Georgia State-2	27.00	0-0-0	1/0	1.0	2	3	3	3	2	0	35
(5/18) FIU	13.50	0-0-0	1/0	1.0	0	0	0	0	1	0	12
TOTALS	13.50	0-0-0	2/0	2.0	2	3	3	3	3	0	--

CAREER TOTALS

YEAR	ERA	W-L	APP/GS	SV	IP	H	R	ER	BB	SO	B/AVG
2021	13.50	0-0	2/0	0	2.0	2	3	3	3	3	.250
2022	99.00	0-0	1/0	0	0.0	1	4	3	2	0	1.000
TOTALS	27.00	0-0	3/0	0	2.0	3	7	6	5	3	.333

#50 KYLE MAGRANS, RHP - FR.

MOST RECENT APP: --

IN SEC PLAY (2022): --

- In-state product who attended Clarksville High School (Clarksville, Tenn.)
- Rated the seventh-best right-handed pitcher in Tennessee according to Perfect Game
- Owned a 9-1 record on the mound in 2021, striking out 67 batters across 53.1 innings
- Helped Clarksville to a district championship, including the school's first appearance in the state playoffs since 2010

CAREER TOTALS

YEAR	ERA	W-L	APP/GS	SV	IP	H	R	ER	BB	SO	B/AVG
2022	--	--	--	--	--	--	--	--	--	--	--
TOTALS	--	--	--	--	--	--	--	--	--	--	--

#55 COLTON REGEN, RHP - FR.

MOST RECENT APP: --

IN SEC PLAY (2022): --

- In-state product who attended Mount Juliet High School (Lebanon, Tenn.)
- Batted .352 with 25 hits and 11 RBI across his senior season
- Two-time all-district honoree as a sophomore and senior
- Helped lead Mount Juliet to a 28-9 record in 2021, including a district runner-up finish

CAREER TOTALS

YEAR	ERA	W-L	APP/GS	SV	IP	H	R	ER	BB	SO	B/AVG
2022	--	--	--	--	--	--	--	--	--	--	--
TOTALS	--	--	--	--	--	--	--	--	--	--	--

PITCHING GAME-BY-GAME AND CAREER STATS

#66 THOMAS SCHULTZ, RHP - JR.

MOST RECENT APP: (3/1 vs. Central Arkansas) SV, 1.0 IP, 2 K

IN SEC PLAY (2022): --

- Won Omaha Challenge for pitchers as a freshman
- Two-sport athlete who also competed in basketball in high school at Our Lady of Lourdes Regional (Mount Carmel, Pa.)
- Set school and area scoring record in basketball with 2,355 career points
- Double majoring in human and organizational development, and medicine, health and society

2022 SEASON TOTALS

OPPONENT	ERA	W-L-S	G/GS	IP	H	R	ER	BB	SO	HR	NP
(2/18) Oklahoma State	0.00	0-0-1	1/0	1.0	0	0	0	0	1	0	7
(2/20) Oklahoma State	9.00	0-1-0	1/0	1.0	3	2	2	0	2	0	26
(2/27) Army	6.00	0-0-0	1/0	1.0	0	0	0	0	1	0	7
(3/1) Central Arkansas	4.50	0-0-1	1/0	1.0	0	0	0	0	2	0	9
TOTALS	4.50	0-1-2	4/0	4.0	3	2	2	0	6	0	--

2021 SEASON TOTALS

OPPONENT	ERA	W-L-S	G/GS	IP	H	R	ER	BB	SO	HR	NP
(2/22) Wright State-2	0.00	0-0-0	1/0	1.0	1	0	0	0	2	0	15
(2/26) Georgia State	3.38	0-1-0	1/1	4.1	4	2	2	2	4	0	75
(3/5) Illinois-Chicago	1.74	1-0-0	1/1	5.0	1	0	0	0	8	0	88
(3/14) at Oklahoma State	6.00	0-1-0	1/1	1.2	6	6	6	0	2	2	61
(3/21) South Carolina	6.19	0-0-0	1/1	4.0	4	3	3	0	4	2	61
(3/27) at Missouri	5.14	1-0-0	1/1	5.0	5	1	1	2	2	0	88
(4/3) at LSU	5.55	0-0-0	1/1	3.1	2	3	3	3	1	1	58
(4/13) Eastern Kentucky	5.04	1-0-0	1/1	6.0	2	0	0	3	4	1	101
(4/20) Austin Peay	4.21	1-0-0	1/1	6.0	2	0	0	3	4	0	86
(4/30) at Florida	4.62	0-0-0	1/0	0.2	1	2	2	3	0	0	29
(5/11) North Alabama	4.39	0-0-0	1/1	4.0	2	2	1	3	4	0	82
(5/27) vs. Arkansas	4.29	0-0-0	1/0	1.0	0	0	0	1	1	0	19
(6/4) Presbyterian	4.19	0-0-0	1/0	1.0	0	0	0	0	1	0	10
(6/30) vs. Mississippi State	4.09	0-0-0	1/0	1.0	1	0	0	0	0	0	16
TOTALS	4.09	4-2-0	14/9	44.0	33	21	20	18	40	6	--

2020 SEASON TOTALS

OPPONENT	ERA	W-L-S	G/GS	IP	H	R	ER	BB	SO	HR	NP
(2/18) South Alabama	0.00	0-0-1	1/0	4.0	2	0	0	0	7	0	55
(2/23) Illinois-Chicago	0.00	0-0-0	1/0	1.1	1	0	0	0	0	0	15
(2/29) Hawaii	0.87	0-1-0	1/1	5.0	3	1	1	1	6	0	68
(3/8) vs. TCU	0.66	0-0-0	1/0	3.1	3	0	0	2	4	0	59
TOTALS	0.66	0-1-1	4/1	13.2	9	1	1	3	17	0	--

CAREER TOTALS

YEAR	ERA	W-L	APP/GS	SV	IP	H	R	ER	BB	SO	B/AVG
2020	0.66	0-1	4/1	1	13.2	9	1	1	3	17	.184
2021	4.09	4-2	14/9	0	44.0	33	21	20	18	40	.209
2022	4.50	0-1	4/0	2	4.0	3	2	2	0	6	.200
TOTALS	3.36	4-4	22/10	3	61.2	45	24	23	21	63	.203

#77 BRETT HANSEN, LHP - SO.

MOST RECENT APP: --

IN SEC PLAY (2022): --

- California's top-ranked southpaw and 13th-best overall prospect according to Perfect Game
- 2018 California Mr. Baseball nominee
- Father, Matt Hansen, was a member of the BYU men's basketball team (1988)
- Majoring in human and organizational development

CAREER TOTALS

YEAR	ERA	W-L	APP/GS	SV	IP	H	R	ER	BB	SO	B/AVG
2022	--	--	--	--	--	--	--	--	--	--	--
TOTALS	--	--	--	--	--	--	--	--	--	--	--

#88 PATRICK REILLY, RHP - SO.

MOST RECENT APP: (2/25 vs. Army) W, 4.0 IP, 3 H, 2 BB/9 K

IN SEC PLAY (2022): --

- New Jersey's top-ranked right hander and second-rated overall prospect
- Led CBA to the 2019 Monmouth County Championship
- Father, Mike Reilly, was a member of the Villanova football team (1986-1990)
- Majoring in human and organizational development

2022 SEASON TOTALS

OPPONENT	ERA	W-L-S	G/GS	IP	H	R	ER	BB	SO	HR	NP
(2/18) Oklahoma State	0.00	0-0-0	1/0	4.0	1	0	0	4	7	0	63
(2/25) Army	0.00	1-0-0	1/0	4.0	3	0	0	2	9	0	79
TOTALS	0.00	0-0-0	1/0	4.0	1	0	0	4	7	0	--

2021 SEASON TOTALS

OPPONENT	ERA	W-L-S	G/GS	IP	H	R	ER	BB	SO	HR	NP
(2/24) Western Kentucky	0.00	0-0-0	1/0	1.0	1	0	0	0	1	0	14
(2/26) Georgia State	0.00	0-0-0	1/0	1.0	1	0	0	0	1	0	22
(3/5) Illinois-Chicago	0.00	0-0-0	1/0	1.0	0	0	0	0	2	0	17
(3/9) Memphis	0.00	1-0-0	1/0	3.1	1	0	0	0	4	0	45
(3/14) at Oklahoma State	2.89	0-0-0	1/0	3.0	4	3	3	2	4	2	61
(3/23) Lipscomb	2.25	1-0-0	1/0	2.2	1	0	0	2	3	0	56
(3/30) Tennessee Tech	1.93	1-0-0	1/0	2.0	1	0	0	0	2	0	21
(4/10) Georgia	3.18	0-1-0	1/1	3.0	3	3	3	1	3	1	56
(4/18) at Tennessee	3.60	0-0-0	1/1	3.0	2	2	2	3	5	2	66
(4/25) Mississippi State	4.87	0-0-0	1/1	0.1	2	3	3	4	1	0	29
(5/2) at Florida	4.24	0-0-0	1/0	3.0	1	0	0	1	5	0	48
(5/8) Alabama	3.86	1-0-0	1/1	7.0	2	2	2	2	9	1	108
(5/16) at Ole Miss	4.68	0-1-0	1/1	2.1	3	4	4	3	3	0	53
(5/22) Kentucky	4.54	0-0-0	1/1	5.0	4	2	2	3	3	1	76
(6/6) vs. Georgia Tech	4.89	0-0-0	1/1	4.2	4	6	4	3	6	1	98
(6/29) vs. Mississippi State	4.98	0-0-0	1/0	1.0	1	1	1	4	1	0	45
TOTALS	4.98	4-2-0	16/7	43.1	31	26	24	28	53	8	--

CAREER TOTALS

YEAR	ERA	W-L	APP/GS	SV	IP	H	R	ER	BB	SO	B/AVG
2021	4.98	4-2	16/7	0	43.1	31	26	24	28	53	.194
2022	0.00	1-0	2/0	0	8.0	4	0	0	6	16	.148
TOTALS	4.21	5-2	18/7	0	51.1	35	26	24	34	69	.187

#95 DEVIN FUTRELL, LHP - FR.

MOST RECENT APP: (3/1 vs. Central Arkansas) GS, W, 2.0 IP, 1 BB/2 K

IN SEC PLAY (2022): --

- Attended American Heritage High School (Pembroke Pines, Fla.)
- Florida's second-best southpaw according to Perfect Game
- Owned a 0.67 ERA as a senior in 2021, while posting 18 strikeouts and finishing with an 8-1 record
- Registered 180 strikeouts across his four prep seasons

2022 SEASON TOTALS

OPPONENT	ERA	W-L-S	G/GS	IP	H	R	ER	BB	SO	HR	NP
(2/23) Evansville	0.00	1-0-0	1/1	4.0	1	0	0	0	8	0	53
(3/1) Central Arkansas	0.00	1-0-0	1/1	2.0	0	0	0	1	2	0	24
TOTALS	0.00	2-0-0	2/2	6.0	1	0	0	1	10	0	--

CAREER TOTALS

YEAR	ERA	W-L	APP/GS	SV	IP	H	R	ER	BB	SO	B/AVG
2022	0.00	2-0	2/2	0	6.0	1	0	0	1	10	.053
TOTALS	0.00	2-0	2/2	0	6.0	1	0	0	1	10	.053

#97 BRYCE CUNNINGHAM, RHP - FR.

MOST RECENT APP: (3/1 vs. Central Arkansas) 2.0 IP, 1 H, 1 BB/2 K

IN SEC PLAY (2022): --

- Attended Headland High School (Headland, Ala.)
- The ninth-best overall prospect in the state of Alabama according to Perfect Game
- Struck out 77 batters as a senior across 46 innings of work, while sporting a 0.76 ERA
- Two-sport athlete who also lettered in basketball for two seasons

2022 SEASON TOTALS

OPPONENT	ERA	W-L-S	G/GS	IP	H	R	ER	BB	SO	HR	NP
(2/23) Evansville	0.00	0-0-0	1/0	2.0	0	0	0	2	3	0	34
(3/1) Central Arkansas	0.00	0-0-0	1/0	2.0	1	0	0	1	2	0	41
TOTALS	0.00	0-0-0	2/0	4.0	1	0	0	3	5	0	--

CAREER TOTALS

YEAR	ERA	W-L	APP/GS	SV	IP	H	R	ER	BB	SO	B/AVG
2022	0.00	0-0	2/0	0	4.0	1	0	0	3	5	.083
TOTALS	0.00	0-0	2/0	0	4.0	1	0	0	3	5	.083

PITCHING GAME-BY-GAME AND CAREER STATS

#98 GREYSEN CARTER, RHP - FR.

MOST RECENT APP: --

IN SEC PLAY (2022): --

- Attended Fairview High School (Louisville, Colo.)
- The top overall prospect in the state of Colorado according to Perfect Game
- Earned all-state and all-conference honors in basketball
- Scored over 1,000 points across his high school basketball career

CAREER TOTALS

YEAR	ERA	W-L	APP/GS	SV	IP	H	R	ER	BB	SO	B/AVG
2022	--	--	--	--	--	--	--	--	--	--	--
TOTALS	--	--	--	--	--	--	--	--	--	--	--

#99 JACK ANDERSON, RHP - 5TH

MOST RECENT APP: (3/1 vs. Central Arkansas) 1.0 IP, 1 BB/2 K

IN SEC PLAY (2022): --

- Graduate transfer from Princeton
- Struck out 30 batters across 38.1 innings of work for the Tigers
- Attended Montgomery Bell Academy (Nashville, Tenn.)
- Majoring in leadership and organizational performance

2022 SEASON TOTALS

OPPONENT	ERA	W-L-S	G/GS	IP	H	R	ER	BB	SO	HR	NP
(2/19) Oklahoma State	0.00	0-0-0	1/0	1.0	0	0	0	1	3	0	22
(2/26) Army	0.00	0-0-0	1/0	1.0	1	0	0	0	2	0	15
(3/1) Central Arkansas	0.00	0-0-0	1/0	1.0	0	0	0	1	2	0	16
TOTALS	0.00	0-0-0	3/0	3.0	1	0	0	2	7	0	--

CAREER TOTALS

YEAR	ERA	W-L	APP/GS	SV	IP	H	R	ER	BB	SO	B/AVG
2022	0.00	0-0	3/0	0	3.0	1	0	0	2	7	.100
TOTALS	0.00	0-0	3/0	0	3.0	1	0	0	2	7	.100

STUDENT-ATHLETE NOTES (BATTING)

#1 MATTHEW POLK, UTL - FR.

LAST GAME: (2/27 vs. Army) 0-1

CURRENT STREAK: --

- Tallied first collegiate hit and RBI on 2/26/22 vs. Army
- Attended Orange Lutheran (Long Beach, Calif.)
- Rated the seventh-best shortstop in California according Perfect Game
- Brother, Michael, is a member of the Princeton football team (2019-pres.)

CAREER TOTALS

YEAR	GP-GS	AVG	AB	R	H	2B	3B	HR	RBI	BB	SO	SB-A
2022	2-0	.500	2	0	1	0	0	0	1	0	0	0-0
TOTALS	2-0	.500	2	0	1	0	0	0	1	0	0	0-0

CAREER SEC TOTALS

YEAR	GP-GS	AVG	AB	R	H	2B	3B	HR	RBI	BB	SO	SB-A
2022	--	--	--	--	--	--	--	--	--	--	--	--
TOTALS	--	--	--	--	--	--	--	--	--	--	--	--

#2 JAVIER VAZ, IF - SR.

LAST GAME: (3/1 vs. Central Arkansas) 1-4, 2B, RBI

CURRENT STREAK: --

- Hit first home run as a Commodore on 2/20/22 vs. Oklahoma State
- Started Vanderbilt's final nine games of the season, including all seven games of the College World Series
- Attended LSU Eunice Junior College in 2020
- Majoring in medicine, health and society

CAREER TOTALS

YEAR	GP-GS	AVG	AB	R	H	2B	3B	HR	RBI	BB	SO	SB-A
2021	23-11	.238	42	7	10	2	0	0	1	10	5	5-5
2022	7-7	.333	21	5	7	2	0	1	2	4	5	0-0
TOTALS	30-18	.270	63	12	17	4	0	1	3	14	10	5-5

CAREER SEC TOTALS

YEAR	GP-GS	AVG	AB	R	H	2B	3B	HR	RBI	BB	SO	SB-A
2021	3-1	.000	2	0	0	0	0	0	0	2	1	0-0
2022	--	--	--	--	--	--	--	--	--	--	--	--
TOTALS	3-1	.000	2	0	0	0	0	0	0	2	1	0-0

#3 ROB GORDON, IF - FR.

LAST GAME: --

CURRENT STREAK: --

- Attended Grady High School (Smyrna, Ga.)
- The seventh overall prospect in the state of Georgia according to Perfect Game
- Rated the third-best shortstop prospect in Georgia
- 2021 Perfect Game Preseason All-America

CAREER TOTALS

YEAR	GP-GS	AVG	AB	R	H	2B	3B	HR	RBI	BB	SO	SB-A
2022	--	--	--	--	--	--	--	--	--	--	--	--
TOTALS	--	--	--	--	--	--	--	--	--	--	--	--

CAREER SEC TOTALS

YEAR	GP-GS	AVG	AB	R	H	2B	3B	HR	RBI	BB	SO	SB-A
2022	--	--	--	--	--	--	--	--	--	--	--	--
TOTALS	--	--	--	--	--	--	--	--	--	--	--	--

#5 ANTHONY MIGLIACCIO, UTL - FR.

LAST GAME: --

CURRENT STREAK: --

- Attended Detroit Country Day (Wyandotte, Mich.)
- The fourth overall prospect in Michigan according to Perfect Game, and the top-ranked catcher
- Rated the sixth-best catcher nationally
- 2021 Perfect Game Preseason All-America

CAREER TOTALS

YEAR	GP-GS	AVG	AB	R	H	2B	3B	HR	RBI	BB	SO	SB-A
2022	--	--	--	--	--	--	--	--	--	--	--	--
TOTALS	--	--	--	--	--	--	--	--	--	--	--	--

CAREER SEC TOTALS

YEAR	GP-GS	AVG	AB	R	H	2B	3B	HR	RBI	BB	SO	SB-A
2022	--	--	--	--	--	--	--	--	--	--	--	--
TOTALS	--	--	--	--	--	--	--	--	--	--	--	--

#6 TATE KOLWYCK, IF - SR.

LAST GAME: (3/1 vs. Central Arkansas) 0-3, BB

CURRENT STREAK: --

- Connected on his first career grand slam against Oklahoma State (March 13) last season
- Two-sport athlete in high school at Arlington High School, who also competed in football
- School-record 10,213 yards passing as a prep quarterback at Arlington (Memphis, Tenn.)
- Majoring in human and organizational development

CAREER TOTALS

YEAR	GP-GS	AVG	AB	R	H	2B	3B	HR	RBI	BB	SO	SB-A
2019	4-0	.667	3	1	2	2	0	0	1	1	0	0-0
2020	11-6	.174	23	2	4	2	0	1	4	3	8	0-0
2021	43-39	.290	138	28	40	10	1	6	25	16	35	2-2
2022	8-8	.222	27	4	6	1	0	1	3	2	6	0-0
TOTALS	66-53	.272	191	35	52	15	1	8	33	22	49	2-2

CAREER SEC TOTALS

YEAR	GP-GS	AVG	AB	R	H	2B	3B	HR	RBI	BB	SO	SB-A
2021	15-14	.321	53	12	17	5	0	3	8	2	12	1-1
2022	--	--	--	--	--	--	--	--	--	--	--	--
TOTALS	15-14	.321	53	12	17	5	0	3	8	2	12	1-1

#9 CARTER YOUNG, IF - JR.

LAST GAME: (3/1 vs. Central Arkansas) 1-4

CURRENT STREAK: Reached base safely last five games

- Led the team in home runs with 16 on the campaign, which tied him for sixth in the SEC
- Registered 52 RBI, placing him second on the squad
- Selected to the 2021 Newcomer All-SEC Team
- Majoring in American studies

CAREER TOTALS

YEAR	GP-GS	AVG	AB	R	H	2B	3B	HR	RBI	BB	SO	SB-A
2020	18-18	.328	61	10	20	3	0	0	12	4	17	1-1
2021	61-61	.252	238	47	60	15	5	16	52	31	84	9-10
2022	8-8	.200	25	5	5	0	2	0	4	6	8	2-2
TOTALS	87-87	.262	324	62	85	18	7	16	68	41	109	12-13

CAREER SEC TOTALS

YEAR	GP-GS	AVG	AB	R	H	2B	3B	HR	RBI	BB	SO	SB-A
2021	26-26	.227	110	20	25	5	3	10	30	12	42	6-6
2022	--	--	--	--	--	--	--	--	--	--	--	--
TOTALS	26-26	.227	110	20	25	5	3	10	30	12	42	6-6

#10 T.J. MCKENZIE, OF - JR.

LAST GAME: (2/26 vs. Army) 0-1

CURRENT STREAK: --

- Recorded his first career hit, a two-run home run, vs. Evansville (2/23)
- Selected in the 39th round of the 2019 MLB Draft by the St. Louis Cardinals
- Brother, Triston, is a pitcher in the Cleveland Guardians organization
- Majoring in communication studies

CAREER TOTALS

YEAR	GP-GS	AVG	AB	R	H	2B	3B	HR	RBI	BB	SO	SB-A
2020	8-0	.000	1	1	0	0	0	0	0	0	0	0-0
2021	4-0	.000	1	0	0	0	0	0	0	0	1	0-0
2022	3-1	.500	2	1	1	0	0	1	3	1	1	0-0
TOTALS	15-1	.250	4	2	1	0	0	1	3	1	2	0-0

CAREER SEC TOTALS

YEAR	GP-GS	AVG	AB	R	H	2B	3B	HR	RBI	BB	SO	SB-A
2021	--	--	--	--	--	--	--	--	--	--	--	--
2022	--	--	--	--	--	--	--	--	--	--	--	--
TOTALS	--	--	--	--	--	--	--	--	--	--	--	--

#11 DAVIS DIAZ, IF - FR.

LAST GAME: (3/1 vs. Central Arkansas) 2-3, 3 R

CURRENT STREAK: --

- First career hit came against Evansville (2/23) in his first collegiate start
- The No. 12 overall prospect in the state of California according to Perfect Game
- Rated the sixth-best shortstop in California
- Three-time gold medalist with the USA Baseball National Team (2015, 2017, 2018)

CAREER TOTALS

YEAR	GP-GS	AVG	AB	R	H	2B	3B	HR	RBI	BB	SO	SB-A
2022	7-5	.417	12	6	5	0	0	0	2	5	3	0-0
TOTALS	7-5	.417	12	6	5	0	0	0	2	5	3	0-0

CAREER SEC TOTALS

YEAR	GP-GS	AVG	AB	R	H	2B	3B	HR	RBI	BB	SO	SB-A
2022	--	--	--	--	--	--	--	--	--	--	--	--
TOTALS	--	--	--	--	--	--	--	--	--	--	--	--

STUDENT-ATHLETE NOTES (BATTING)

#12 DOMINIC KEEGAN, UTL - SR.

LAST GAME: (3/1 vs. Central Arkansas) 2-4, 2B, RBI, R

CURRENT STREAK: --

- Selected by the New York Yankees with the 573rd pick in the 19th round of the 2021 MLB Draft
- Second Team All-America honors from Perfect Game in 2021
- ABCA All-Southeast Region first team selection
- Majoring in communication studies

CAREER TOTALS

YEAR	GP-GS	AVG	AB	R	H	2B	3B	HR	RBI	BB	SO	SB-A
2019	15-0	.227	22	3	5	1	0	0	1	2	6	0-0
2020	9-8	.242	33	3	8	2	0	0	4	2	10	0-0
2021	60-60	.345	232	56	80	17	3	15	57	30	74	0-1
2022	8-8	.296	27	5	8	3	0	1	7	6	7	0-0
TOTALS	92-76	.322	314	67	101	23	3	16	69	40	97	0-1

CAREER SEC TOTALS

YEAR	GP-GS	AVG	AB	R	H	2B	3B	HR	RBI	BB	SO	SB-A
2019	7-0	.111	9	0	1	0	0	0	0	2	2	0-0
2020	--	--	--	--	--	--	--	--	--	--	--	--
2021	27-27	.319	113	21	36	5	0	5	19	9	42	0-1
2022	--	--	--	--	--	--	--	--	--	--	--	--
TOTALS	34-27	.303	122	21	37	5	0	5	19	11	44	0-1

#13 JONATHAN VASTINE, IF - FR.

LAST GAME: (2/26 vs. Army) 0-1

CURRENT STREAK: --

- First collegiate hit came against Oklahoma State (2/19)
- The No. 19 overall prospect in the state of Florida according to Perfect Game
- Rated the sixth-best shortstop in Georgia
- 2021 Perfect Game Preseason All-America

CAREER TOTALS

YEAR	GP-GS	AVG	AB	R	H	2B	3B	HR	RBI	BB	SO	SB-A
2022	4-2	.125	8	0	1	0	0	0	0	0	3	1-1
TOTALS	4-2	.125	8	0	1	0	0	0	0	0	3	1-1

CAREER SEC TOTALS

YEAR	GP-GS	AVG	AB	R	H	2B	3B	HR	RBI	BB	SO	SB-A
2022	--	--	--	--	--	--	--	--	--	--	--	--
TOTALS	--	--	--	--	--	--	--	--	--	--	--	--

#16 JACK BULGER, UTL - SO.

LAST GAME: (2/27 vs. Army) 1-5, R, SB

CURRENT STREAK: Five-game hit streak, seven-game on-base streak

- Selected to the Freshman All-SEC Team
- Named SEC Co-Freshman of the Week on April 19, 2021
- Notched his first multi-hit outing of the season in the series opener with Georgia State (Feb. 26), finishing 2-for-4 with one run scored
- Majoring in economics

CAREER TOTALS

YEAR	GP-GS	AVG	AB	R	H	2B	3B	HR	RBI	BB	SO	SB-A
2021	50-41	.274	157	32	43	7	0	5	28	25	40	2-2
2022	7-7	.321	28	5	9	0	0	0	3	2	3	2-2
TOTALS	57-48	.281	185	37	52	7	0	5	31	27	43	4-4

CAREER SEC TOTALS

YEAR	GP-GS	AVG	AB	R	H	2B	3B	HR	RBI	BB	SO	SB-A
2021	22-21	.321	81	13	26	4	0	4	19	8	24	1-1
2022	--	--	--	--	--	--	--	--	--	--	--	--
TOTALS	22-21	.321	81	13	26	4	0	4	19	8	24	1-1

#18 JD ROGERS, OF - FR.

LAST GAME: --

CURRENT STREAK: --

- Attended Carmel High School (Carmel, Ind.)
- The third overall prospect in the state of Indiana according to Perfect Game, and the top-ranked outfielder
- Rated the No. 30 outfielder prospect nationally
- 2021 Perfect Game Preseason All-America

CAREER TOTALS

YEAR	GP-GS	AVG	AB	R	H	2B	3B	HR	RBI	BB	SO	SB-A
2022	--	--	--	--	--	--	--	--	--	--	--	--
TOTALS	--	--	--	--	--	--	--	--	--	--	--	--

CAREER SEC TOTALS

YEAR	GP-GS	AVG	AB	R	H	2B	3B	HR	RBI	BB	SO	SB-A
2022	--	--	--	--	--	--	--	--	--	--	--	--
TOTALS	--	--	--	--	--	--	--	--	--	--	--	--

#19 TROY LANEVE, OF - JR.

LAST GAME: (2/26 vs. Army) 0-2, RBI, BB

CURRENT STREAK: --

- Named SEC Player of the Week on May 24, 2021
- Belted a walk-off home run in the series opener against Kentucky (May 20), helping Vanderbilt to a 4-2 victory
- Recorded four RBI in the 10-0 NCAA Regional-opening win over Presbyterian (June 4)
- Majoring in human and organizational development

CAREER TOTALS

YEAR	GP-GS	AVG	AB	R	H	2B	3B	HR	RBI	BB	SO	SB-A
2020	2-0	.000	1	0	0	0	0	0	0	0	1	0-0
2021	37-19	.286	84	16	24	7	0	6	22	4	27	0-0
2022	2-2	.000	6	0	0	0	0	0	1	1	3	0-0
TOTALS	41-21	.264	91	16	24	7	0	6	23	5	31	0-0

CAREER SEC TOTALS

YEAR	GP-GS	AVG	AB	R	H	2B	3B	HR	RBI	BB	SO	SB-A
2021	12-7	.419	31	9	13	2	0	4	9	2	8	0-0
2022	--	--	--	--	--	--	--	--	--	--	--	--
TOTALS	12-7	.419	31	9	13	2	0	4	9	2	8	0-0

#21 CALVIN HEWETT, OF - SO.

LAST GAME: (2/26 vs. Army) 0-1, R, HBP

CURRENT STREAK: --

- Made season debut in the game one of the season-opening double-header (Feb. 22), where he reached and scored off of a hit-by-pitch
- Notched first hit, a two-RBI double, in the series opener versus Illinois-Chicago (March 5)
- Registered a pair of knocks in a 5-2 win over Georgia (April 9)
- Undeclared major

CAREER TOTALS

YEAR	GP-GS	AVG	AB	R	H	2B	3B	HR	RBI	BB	SO	SB-A
2021	15-2	.571	7	3	4	2	0	0	3	1	1	0-0
2022	3-0	.000	1	1	0	0	0	0	0	0	0	0-0
TOTALS	18-2	.500	8	4	4	2	0	0	3	1	1	0-0

CAREER SEC TOTALS

YEAR	GP-GS	AVG	AB	R	H	2B	3B	HR	RBI	BB	SO	SB-A
2021	3-2	.400	5	0	2	0	0	0	0	1	1	0-0
2022	--	--	--	--	--	--	--	--	--	--	--	--
TOTALS	3-2	.400	5	0	2	0	0	0	0	1	1	0-0

#23 KENNY MALLORY JR., UTL - FR.

LAST GAME: --

CURRENT STREAK: --

- Attended Mountain View High School (Lawrenceville, Ga.)
- The No. 20 overall prospect in the state of Georgia according to Perfect Game
- Fourth-ranked outfielder in Georgia
- 2021 Perfect Game Preseason All-America

CAREER TOTALS

YEAR	GP-GS	AVG	AB	R	H	2B	3B	HR	RBI	BB	SO	SB-A
2022	--	--	--	--	--	--	--	--	--	--	--	--
TOTALS	--	--	--	--	--	--	--	--	--	--	--	--

CAREER SEC TOTALS

YEAR	GP-GS	AVG	AB	R	H	2B	3B	HR	RBI	BB	SO	SB-A
2022	--	--	--	--	--	--	--	--	--	--	--	--
TOTALS	--	--	--	--	--	--	--	--	--	--	--	--

#25 PARKER NOLAND, IF - JR.

LAST GAME: (3/1 vs. Central Arkansas) 1-4, HR, RBI, R

CURRENT STREAK: Four-game hit streak

- Started 66 of Vanderbilt's 67 games in 2021
- Tallied 64 hits on the season to rank fourth on the team
- Notched four hits in the three games of the NCAA Regional against Presbyterian and Georgia Tech (June 4-6)
- Majoring in human and organizational development

CAREER TOTALS

YEAR	GP-GS	AVG	AB	R	H	2B	3B	HR	RBI	BB	SO	SB-A
2020	17-14	.259	58	8	15	3	0	0	11	7	14	2-2
2021	66-66	.260	246	39	64	15	0	7	43	28	77	4-4
2022	7-7	.160	25	4	4	0	0	1	6	3	11	2-3
TOTALS	90-87	.252	329	51	83	18	0	8	60	38	102	8-9

CAREER SEC TOTALS

YEAR	GP-GS	AVG	AB	R	H	2B	3B	HR	RBI	BB	SO	SB-A
2021	28-28	.222	108	18	24	8	0	4	13	11	41	0-0
2022	--	--	--	--	--	--	--	--	--	--	--	--
TOTALS	28-28	.222	108	18	24	8	0	4	13	11	41	0-0

STUDENT-ATHLETE NOTES (BATTING)

#34 SPENCER JONES, UTL - JR.

LAST GAME: (3/1 vs. Central Arkansas) 1-4

CURRENT STREAK: Seven-game on-base streak

- Scored the winning run against Stanford in the College World Series to help Vanderbilt walk it off against the Cardinal (June 25)
- Recorded a career-high four hits in the second game of the LSU (April 2), helping the Commodores to a series-clinching victory over the Tigers
- Selected in the 31st round of the 2019 MLB Draft by the Los Angeles Angels
- Majoring in communication studies

CAREER TOTALS

YEAR	GP-GS	AVG	AB	R	H	2B	3B	HR	RBI	BB	SO	SB-A
2020	14-8	.206	34	8	7	4	0	0	3	4	7	1-1
2021	34-24	.274	95	16	26	5	0	3	10	7	33	4-4
2022	8-8	.355	31	4	11	5	0	0	4	2	8	3-3
TOTALS	56-40	.275	160	28	44	14	0	3	17	13	48	8-8

CAREER SEC TOTALS

YEAR	GP-GS	AVG	AB	R	H	2B	3B	HR	RBI	BB	SO	SB-A
2021	15-13	.302	53	6	16	1	0	1	5	0	20	1-1
2022	--	--	--	--	--	--	--	--	--	--	--	--
TOTALS	15-13	.302	53	6	16	1	0	1	5	0	20	1-1

#39 GAVIN CASAS, IF - SO.

LAST GAME: (3/1 vs. Central Arkansas) 1-4, RBI

CURRENT STREAK: --

- Notched his first collegiate hit in Game 2 of the Sunday doubleheader with Georgia State (Feb. 28), scoring one run
- Nation's fifth-ranked first baseman by Perfect Game
- Florida's top-ranked first baseman and 45th-rated overall prospect
- Undeclared major

CAREER TOTALS

YEAR	GP-GS	AVG	AB	R	H	2B	3B	HR	RBI	BB	SO	SB-A
2021	9-0	.200	10	2	2	1	0	0	1	1	2	0-0
2022	5-1	.333	6	0	2	0	0	0	2	1	3	0-0
TOTALS	14-1	.250	16	2	4	1	0	0	3	2	5	0-0

CAREER SEC TOTALS

YEAR	GP-GS	AVG	AB	R	H	2B	3B	HR	RBI	BB	SO	SB-A
2021	--	--	--	--	--	--	--	--	--	--	--	--
2022	--	--	--	--	--	--	--	--	--	--	--	--
TOTALS	--	--	--	--	--	--	--	--	--	--	--	--

#45 ALAN ESPINAL, C - SO.

LAST GAME: (2/26 vs. Army) 0-0, BB

CURRENT STREAK: --

- Belted a home run in his lone trip to the plate in the win over Florida International (May 18), marking the first hit of his collegiate career
- Nation's 28th-best catcher by Perfect Game
- Florida's eighth-ranked catcher and 61st-rated overall prospect
- Undeclared major

CAREER TOTALS

YEAR	GP-GS	AVG	AB	R	H	2B	3B	HR	RBI	BB	SO	SB-A
2021	6-0	.200	5	1	1	0	0	1	1	0	2	0-0
2022	1-0	.000	0	0	0	0	0	0	0	1	0	0-0
TOTALS	7-0	.200	5	1	1	0	0	1	1	1	2	0-0

CAREER SEC TOTALS

YEAR	GP-GS	AVG	AB	R	H	2B	3B	HR	RBI	BB	SO	SB-A
2021	--	--	--	--	--	--	--	--	--	--	--	--
2022	--	--	--	--	--	--	--	--	--	--	--	--
TOTALS	--	--	--	--	--	--	--	--	--	--	--	--

#48 CHRISTIAN SMITH, OF - FR.

LAST GAME: --

CURRENT STREAK: --

- Attended Grady High School (Atlanta, Ga.)
- The No. 21 overall prospect in the state of Georgia according to Perfect Game
- Rated the third-best outfielder in Georgia
- 2021 Perfect Game Preseason All-America

CAREER TOTALS

YEAR	GP-GS	AVG	AB	R	H	2B	3B	HR	RBI	BB	SO	SB-A
2022	--	--	--	--	--	--	--	--	--	--	--	--
TOTALS	--	--	--	--	--	--	--	--	--	--	--	--

CAREER SEC TOTALS

YEAR	GP-GS	AVG	AB	R	H	2B	3B	HR	RBI	BB	SO	SB-A
2022	--	--	--	--	--	--	--	--	--	--	--	--
TOTALS	--	--	--	--	--	--	--	--	--	--	--	--

#51 ENRIQUE BRADFIELD JR., OF - SO.

LAST GAME: (3/1 vs. Central Arkansas) 0-3, BB

CURRENT STREAK: --

- 2021 SEC Freshman of the Year
- Consensus All-American and unanimous Freshman All-American last season
- Named to the ABCA/Rawlings Division I Gold Glove Team
- Undeclared major

CAREER TOTALS

YEAR	GP-GS	AVG	AB	R	H	2B	3B	HR	RBI	BB	SO	SB-A
2021	67-67	.336	244	60	82	8	4	1	38	45	42	47-53
2022	8-8	.192	26	8	5	2	0	0	4	7	8	6-7
TOTALS	75-75	.322	270	68	87	10	4	1	42	52	50	53-60

CAREER SEC TOTALS

YEAR	GP-GS	AVG	AB	R	H	2B	3B	HR	RBI	BB	SO	SB-A
2021	29-29	.373	110	29	41	4	1	1	20	21	14	28-32
2022	--	--	--	--	--	--	--	--	--	--	--	--
TOTALS	29-29	.373	110	29	41	4	1	1	20	21	14	28-32

#52 SAM HUNT, UTL - FR.

LAST GAME: --

CURRENT STREAK: --

- Spent two years at St. Louis Park (Minn.) High School before transferring to IMG Academy (Bradenton, Fla.)
- The second-best overall prospect in the state of Minnesota according to Perfect Game
- Rated the 31st-best catcher nationally
- 2020 Perfect Game Preseason Underclassmen All-America

CAREER TOTALS

YEAR	GP-GS	AVG	AB	R	H	2B	3B	HR	RBI	BB	SO	SB-A
2022	--	--	--	--	--	--	--	--	--	--	--	--
TOTALS	--	--	--	--	--	--	--	--	--	--	--	--

CAREER SEC TOTALS

YEAR	GP-GS	AVG	AB	R	H	2B	3B	HR	RBI	BB	SO	SB-A
2022	--	--	--	--	--	--	--	--	--	--	--	--
TOTALS	--	--	--	--	--	--	--	--	--	--	--	--



The Automated ScoreBook

Overall Statistics for Vanderbilt (as of Mar 02, 2022)

(All games Sorted by Batting avg)



Record: 6-2 Home: 6-2 Away: 0-0 SEC: 0-0

Player	avg	gp-gs	ab	r	h	2b	3b	hr	rbi	tb	slg%	bb	hp	so	gdp	ob%	sf	sh	sb-att	po	a	e	fld%
34 Spencer Jones	.355	8-8	31	4	11	5	0	0	4	16	.516	2	1	8	1	.412	0	0	3-3	3	0	0	1.000
2 Javier Vaz	.333	7-7	21	5	7	2	0	1	2	12	.571	4	0	5	1	.440	0	0	0-0	7	1	0	1.000
16 Jack Bulger	.321	7-7	28	5	9	0	0	0	3	9	.321	2	0	3	1	.367	0	0	2-2	23	1	0	1.000
12 Dominic Keegan	.296	8-8	27	5	8	3	0	1	7	14	.519	6	0	7	0	.424	0	0	0-0	93	9	3	.971
6 Tate Kolwyck	.222	8-8	27	4	6	1	0	1	3	10	.370	2	0	6	0	.276	0	2	0-0	10	14	1	.960
9 Carter Young	.200	8-8	25	5	5	0	2	0	4	9	.360	6	1	8	0	.375	0	0	2-2	9	22	4	.886
51 Enrique Bradfield Jr	.192	8-8	26	8	5	2	0	0	4	7	.269	7	0	8	0	.343	2	0	6-7	13	0	0	1.000
25 Parker Noland	.160	7-7	25	4	4	0	0	1	6	7	.280	3	0	11	0	.250	0	0	2-3	30	1	1	.969

1 Matthew Polk	.500	2-0	2	0	1	0	0	0	1	1	.500	0	0	0	0	.500	0	0	0-0	0	0	1	.000
10 T.J. McKenzie	.500	3-1	2	1	1	0	0	1	3	4	2.000	1	0	1	0	.667	0	1	0-0	0	0	0	.000
11 Davis Diaz	.417	7-5	12	6	5	0	0	0	2	5	.417	5	0	3	0	.556	1	1	0-0	2	7	1	.900
39 Gavin Casas	.333	5-1	6	0	2	0	0	0	2	2	.333	1	0	3	0	.375	1	0	0-0	3	0	0	1.000
13 Jonathan Vastine	.125	4-2	8	0	1	0	0	0	0	1	.125	0	0	3	0	.125	0	0	1-1	9	2	1	.917
19 Troy LaNeve	.000	2-2	6	0	0	0	0	0	1	0	.000	1	0	3	0	.125	1	0	0-0	0	0	0	.000
21 Calvin Hewett	.000	3-0	1	1	0	0	0	0	0	0	.000	0	1	0	0	.500	0	0	0-0	0	0	0	.000
45 Alan Espinal	.000	1-0	0	0	0	0	0	0	0	0	.000	1	0	0	0	1.000	0	0	0-0	3	0	0	1.000
Totals	.263	8	247	48	65	13	2	5	42	97	.393	41	3	69	3	.368	5	4	16-18	207	71	13	.955
Opponents	.174	8	247	22	43	9	0	2	20	58	.235	30	9	106	6	.286	1	1	7-12	190	66	11	.959

LOB - Team (62), Opp (59). DPs turned - Team (6), Opp (3). IBB - Team (1), Young 1. Picked off - Young 1, Bulger 1.

(All games Sorted by Earned run avg)

Player	era	w-l	app	gs	cg	sho	sv	ip	h	r	er	bb	so	2b	3b	hr	b/avg	wp	hp	bk	sfa	sha
35 Chris McElvain	0.00	1-0	2	2	0	0/1	0	8.2	6	2	0	4	15	0	0	0	.182	0	0	0	0	0
88 Patrick Reilly	0.00	1-0	2	0	0	0/1	0	8.0	4	0	0	6	16	1	0	0	.148	0	1	0	0	0
29 Nick Maldonado	2.25	1-1	2	2	0	0/1	0	8.0	10	4	2	2	6	4	0	0	.313	1	1	0	1	0
20 Carter Holton	5.40	1-0	2	2	0	0/0	0	10.0	5	6	6	3	13	1	0	2	.152	0	1	0	0	1

95 Devin Futrell	0.00	2-0	2	2	0	0/1	0	6.0	1	0	0	1	10	0	0	0	.053	0	0	0	0	0
36 Grayson Moore	0.00	0-0	2	0	0	0/0	0	5.0	3	1	0	2	8	0	0	0	.176	0	0	0	0	0
97 Bryce Cunningham	0.00	0-0	2	0	0	0/1	0	4.0	1	0	0	3	5	0	0	0	.083	0	1	0	0	0
99 Jack Anderson	0.00	0-0	3	0	0	0/0	0	3.0	1	0	0	2	7	1	0	0	.100	0	0	0	0	0
30 Nelson Berkwich	0.00	0-0	3	0	0	0/0	0	1.1	0	1	0	1	1	0	0	0	.000	0	1	0	0	0
33 Hunter Owen	1.29	0-0	2	0	0	0/1	0	7.0	6	1	1	1	12	0	0	0	.222	1	2	0	0	0
42 Christian Little	2.25	0-0	3	0	0	0/0	0	4.0	2	1	1	3	7	0	0	0	.125	0	1	0	0	0
66 Thomas Schultz	4.50	0-1	4	0	0	0/2	2	4.0	3	2	2	0	6	2	0	0	.200	0	0	0	0	0
46 Gage Bradley	99.00	0-0	1	0	0	0/0	0	0.0	1	4	3	2	0	0	0	0	1.000	0	1	0	0	0
Totals	1.96	6-2	8	8	0	3/3	2	69.0	43	22	15	30	106	9	0	2	.174	2	9	0	1	1
Opponents	5.83	2-6	8	8	0	0/0	1	63.1	65	48	41	41	69	13	2	5	.263	12	3	4	5	4

PB - Team (3), Keegan 3, Opp (1). Pickoffs - Team (0), Opp (2). SBA/ATT - Keegan (7-12), Reilly (3-4), McElvain (2-2), Maldonado (0-2), Cunningham (1-2), Moore (0-1), Futrell (1-1).



The Automated ScoreBook
Overall Statistics for Vanderbilt (as of Mar 02, 2022)
(All games Sorted by Fielding pct)



Player	c	po	a	e	fld%	dp	sba	csb	sba%	pb	ci
16 Jack Bulger	24	23	1	0	1.000	0	0	0	.000	0	0
51 Enrique Bradfield Jr	13	13	0	0	1.000	0	0	0	.000	0	0
2 Javier Vaz	8	7	1	0	1.000	0	0	0	.000	0	0
66 Thomas Schultz	4	1	3	0	1.000	0	0	0	.000	0	0
45 Alan Espinal	3	3	0	0	1.000	0	0	0	.000	0	0
34 Spencer Jones	3	3	0	0	1.000	0	0	0	.000	0	0
35 Chris McElvain	3	0	3	0	1.000	0	2	0	1.000	0	0
39 Gavin Casas	3	3	0	0	1.000	0	0	0	.000	0	0
33 Hunter Owen	2	0	2	0	1.000	0	0	0	.000	0	0
20 Carter Holton	2	0	2	0	1.000	0	0	0	.000	0	0
99 Jack Anderson	1	0	1	0	1.000	0	0	0	.000	0	0
88 Patrick Reilly	1	1	0	0	1.000	1	3	1	.750	0	0
42 Christian Little	1	0	1	0	1.000	0	0	0	.000	0	0
30 Nelson Berkwich	1	0	1	0	1.000	0	0	0	.000	0	0
95 Devin Futrell	1	0	1	0	1.000	0	1	0	1.000	0	0
12 Dominic Keegan	105	93	9	3	.971	3	7	5	.583	3	0
25 Parker Noland	32	30	1	1	.969	2	0	0	.000	0	0
6 Tate Kolwyck	25	10	14	1	.960	3	0	0	.000	0	0
13 Jonathan Vastine	12	9	2	1	.917	1	0	0	.000	0	0
11 Davis Diaz	10	2	7	1	.900	0	0	0	.000	0	0
9 Carter Young	35	9	22	4	.886	4	0	0	.000	0	0
29 Nick Maldonado	1	0	0	1	.000	0	0	2	.000	0	0
1 Matthew Polk	1	0	0	1	.000	0	0	0	.000	0	0
19 Troy LaNeve	0	0	0	0	.000	0	0	0	.000	0	0
97 Bryce Cunningham	0	0	0	0	.000	0	1	1	.500	0	0
46 Gage Bradley	0	0	0	0	.000	0	0	0	.000	0	0
36 Grayson Moore	0	0	0	0	.000	0	0	1	.000	0	0
10 T.J. McKenzie	0	0	0	0	.000	0	0	0	.000	0	0
21 Calvin Hewett	0	0	0	0	.000	0	0	0	.000	0	0
Totals	291	207	71	13	.955	6	7	5	.583	3	0
Opponents	267	190	66	11	.959	3	16	2	.889	1	0

Hitting minimums - 2.5 TPA/Game

Pitching minimums - 1.0 IP/Game



The Automated ScoreBook
Game Results for Vanderbilt (as of Mar 01, 2022)
(All games)



Date	Opponent		Score	Inns	Overall	SEC	Pitcher of record	Attend	Time
Feb 18, 2022	#7 OKLAHOMA STATE	w	3-0	9	1-0-0	0-0-0	McElvain (W 1-0)	3802	2:54
Feb 19, 2022	#7 OKLAHOMA STATE	L	3-4	9	1-1-0	0-0-0	Maldonado (L 0-1)	3802	3:00
Feb 20, 2022	#7 OKLAHOMA STATE	L	5-7	9	1-2-0	0-0-0	Schultz (L 0-1)	3802	3:00
Feb 23, 2022	EVANSVILLE	w	9-0	6	2-2-0	0-0-0	Futrell (W 1-0)	854	1:58
Feb 25, 2022	ARMY	w	7-2	9	3-2-0	0-0-0	Reilly (W 1-0)	3609	3:24
Feb 26, 2022	ARMY	w	10-7	9	4-2-0	0-0-0	Holton (W 1-0)	3671	2:53
Feb 27, 2022	ARMY	w	6-0	9	5-2-0	0-0-0	Maldonado (W 1-1)	3727	3:02
Mar 01, 2022	CENTRAL ARKANSAS	w	5-2	9	6-2-0	0-0-0	Futrell (W 2-0)	3569	2:49

() extra inning game



The Automated ScoreBook
Miscellaneous Stats for Vanderbilt (as of Mar 01, 2022)
(All games)



Multiple Hit Games	2	3	4	5+	Total
34 Spencer Jones	2	-	1	-	3
16 Jack Bulger	3	-	-	-	3
12 Dominic Keegan	1	1	-	-	2
2 Javier Vaz	2	-	-	-	2
11 Davis Diaz	2	-	-	-	2
51 Enrique Bradfield Jr	1	-	-	-	1
6 Tate Kolwyck	1	-	-	-	1
TEAM	12	1	1	0	14

Multiple RBI Games	2	3	4	5+	Total
12 Dominic Keegan	1	-	-	-	1
34 Spencer Jones	-	1	-	-	1
25 Parker Noland	1	-	-	-	1
10 T.J. McKenzie	-	1	-	-	1
9 Carter Young	-	1	-	-	1
TEAM	2	3	0	0	5

Hitting Streaks	Longest	Current
16 Jack Bulger	5	5
2 Javier Vaz	3	1
9 Carter Young	3	1
12 Dominic Keegan	3	3
34 Spencer Jones	3	3
39 Gavin Casas	2	2
6 Tate Kolwyck	2	-
25 Parker Noland	2	2
51 Enrique Bradfield Jr	2	-
1 Matthew Polk	1	-
13 Jonathan Vastine	1	-
11 Davis Diaz	1	1
10 T.J. McKenzie	1	-

Reached Base Streaks	Longest	Current
34 Spencer Jones	7	7
16 Jack Bulger	7	7
12 Dominic Keegan	6	6
2 Javier Vaz	5	1
9 Carter Young	5	5
25 Parker Noland	4	4
51 Enrique Bradfield Jr	4	3
39 Gavin Casas	3	3
6 Tate Kolwyck	3	3
11 Davis Diaz	3	1
10 T.J. McKenzie	1	-
13 Jonathan Vastine	1	-
1 Matthew Polk	1	-
45 Alan Espinal	1	1
21 Calvin Hewett	1	1
19 Troy LaNeve	1	1



The Automated ScoreBook
Miscellaneous Stats for Vanderbilt (as of Mar 01, 2022)
(All games)



Starting Lineup By Position
(Team W-L record when starter)

PITCHER:
35 Chris McElvain 2 (2-0)
20 Carter Holton 2 (1-1)
95 Devin Futrell 2 (2-0)
29 Nick Maldonado 2 (1-1)
CATCHER:
12 Dominic Keegan 6 (5-1)
16 Jack Bulger 2 (1-1)
FIRST BASE:
25 Parker Noland 4 (4-0)
12 Dominic Keegan 2 (1-1)
13 Jonathan Vastine 2 (1-1)
SECOND BASE:
6 Tate Kolwyck 8 (6-2)
THIRD BASE:
11 Davis Diaz 5 (5-0)
25 Parker Noland 3 (1-2)
SHORTSTOP:
9 Carter Young 8 (6-2)
LEFT FIELD:
2 Javier Vaz 7 (5-2)
10 T.J. McKenzie 1 (1-0)
CENTER FIELD:
51 Enrique Bradfield 8 (6-2)
RIGHT FIELD:
34 Spencer Jones 8 (6-2)
DESIGNATED HITTER:
16 Jack Bulger 5 (4-1)
19 Troy LaNeve 2 (1-1)
39 Gavin Casas 1 (1-0)

Starting Lineup By Lineup Spot
(Team W-L record when starter)

LEADOFF:
51 Enrique Bradfield 8 (6-2)
2ND SPOT:
16 Jack Bulger 7 (5-2)
11 Davis Diaz 1 (1-0)
3RD SPOT:
34 Spencer Jones 8 (6-2)
CLEANUP:
12 Dominic Keegan 7 (5-2)
39 Gavin Casas 1 (1-0)
5TH SPOT:
25 Parker Noland 3 (1-2)
6 Tate Kolwyck 2 (2-0)
2 Javier Vaz 2 (2-0)
12 Dominic Keegan 1 (1-0)
6TH SPOT:
9 Carter Young 7 (5-2)
25 Parker Noland 1 (1-0)
7TH SPOT:
6 Tate Kolwyck 4 (2-2)
11 Davis Diaz 2 (2-0)
2 Javier Vaz 1 (1-0)
9 Carter Young 1 (1-0)
8TH SPOT:
2 Javier Vaz 3 (2-1)
6 Tate Kolwyck 2 (2-0)
19 Troy LaNeve 1 (0-1)
25 Parker Noland 1 (1-0)
11 Davis Diaz 1 (1-0)
9TH SPOT:
13 Jonathan Vastine 2 (1-1)
25 Parker Noland 2 (2-0)
2 Javier Vaz 1 (0-1)
11 Davis Diaz 1 (1-0)
19 Troy LaNeve 1 (1-0)
10 T.J. McKenzie 1 (1-0)

CAREER HIGHS

99 • Jack Anderson

Innings Pitched: 1.0, 3x, last vs. UCA (3/1/22)
Strikeouts: 3, vs. Oklahoma State (2/19/22)
Hits Allowed: 1, vs. Army (2/26/22)
Walks Allowed: 1, 2x last vs. UCA (3/1/22)
Runs Allowed: None

30 • Nelson Berkwich

Innings Pitched: 3.0, vs. Mississippi State (6/29/21)
Strikeouts: 5, vs. Mississippi State (6/29/21)
Hits Allowed: 6, vs. Mississippi State (6/29/21)
Walks Allowed: 1, 4x, last vs. UCA (3/1/22)
Runs Allowed: 3, 2x, last at Florida (4/30/21)

51 • Enrique Bradfield Jr.

Hits: 4, 2x, last vs. Alabama (5/7/21)
Runs: 3, 5x, last at Ole Miss (5/16/21)
RBI: 5, vs. Alabama (5/7/21)
Walks: 3, vs. Mississippi St. (4/24/21)
HRs: 1, vs. Alabama (5/7/21)
Strikeouts: 3, vs. Georgia (4/8/21)
Stolen Bases: 4, 2x, last vs. Georgia Tech (6/6/21)

46 • Gage Bradley

Innings Pitched: 1.0, 2x, last vs. FIU (5/18/21)
Strikeouts: 2, vs. Georgia St.-2 (2/28/21)
Hits Allowed: 2, vs. Georgia St.-2 (2/28/21)
Walks Allowed: 3, vs. Georgia St.-2 (2/28/21)
Runs Allowed: 3, vs. Army (2/26/22)

16 • Jack Bulger

Hits: 3, 4x, last vs. Kentucky (5/21/21)
Runs: 2, 8x, last vs. Army (2/26/22)
RBI: 3, 2x, last at Florida (4/30/21)
Walks: 2, 6x, last at Missouri (3/25/21)
HRs: 1, 5x, vs. Kentucky (5/21/21)
Strikeouts: 3, 2x, last vs. Mississippi State (4/24/21)
Stolen Bases: 1, 4x, last vs. Army (2/27/22)

98 • Greysen Carter

Innings Pitched: None
Strikeouts: None
Hits Allowed: None
Walks Allowed: None
Runs Allowed: None

39 • Gavin Casas

Hits: 1, 4x, last vs. Central Arkansas (3/1/22)
Runs: 1, 2x, last vs. FIU (5/18/21)
RBI: 1, 3x, last vs. Central Arkansas (3/1/22)
Walks: 1, 2x, last vs. Army (2/27/22)
HRs: None
Strikeouts: 2, vs. Central Arkansas (3/1/22)
Stolen Bases: None

97 • Bryce Cunningham

Innings Pitched: 2.0, 2x, last vs. UCA (3/1/22)
Strikeouts: 3, vs. Evansville (2/23/22)
Hits Allowed: 1, vs. Central Arkansas (3/1/22)
Walks Allowed: 2, vs. Evansville (2/23/22)
Runs Allowed: None

11 • Davis Diaz

Hits: 2, 2x, last vs. Central Arkansas (3/1/22)
Runs: 3, vs. Central Arkansas (3/1/22)
RBI: 1, 2x, vs. Army (2/27/22)
Walks: 3, vs. Army (2/25/22)
HRs: None
Strikeouts: 2, vs. Army (2/27/22)
Stolen Bases: None

43 • Michael Doolin

Innings Pitched: 4.0, vs. South Alabama (2/19/20)
Strikeouts: 7, vs. South Alabama (2/19/20)
Hits Allowed: 2, vs. Evansville (2/25/20)
Walks Allowed: 2, vs. Hawaii (3/1/20)
Runs Allowed: 1, vs. Hawaii (3/1/20)

45 • Alan Espinal

Hits: 1, vs. FIU (5/18/21)
Runs: 1, vs. FIU (5/18/21)
RBI: 1, vs. FIU (5/18/21)
Walks: 1, vs. Army (2/26/22)
HRs: 1, vs. FIU (5/18/21)
Strikeouts: 1, 2x, last vs. Tennessee Tech (3/30/31)
Stolen Bases: None

44 • Donye Evans

Innings Pitched: 1.0, 5x, last vs. Mississippi St. (6/29/21)
Strikeouts: 2, vs. Austin Peay (4/20/21)
Hits Allowed: 2, at Oklahoma St.-2 (3/13/21)
Walks Allowed: 1, 2x, last at Florida (5/1/21)
Runs Allowed: 2, at Oklahoma St.-2 (3/13/21)

95 • Devin Futrell

Innings Pitched: 4.0, vs. Evansville (2/23/22)
Strikeouts: 8, vs. Evansville (2/23/22)
Hits Allowed: 1, vs. Evansville (2/23/22)
Walks Allowed: 1, vs. Central Arkansas (3/1/22)
Runs Allowed: None

17 • Ryan Ginther

Innings Pitched: None
Strikeouts: None
Hits Allowed: None
Walks Allowed: None
Runs Allowed: None

3 • Rob Gordon

Hits: None
Runs: None
RBI: None
Walks: None
HRs: None
Strikeouts: None
Stolen Bases: None

77 • Brett Hansen

Innings Pitched: None
Strikeouts: None
Hits Allowed: None
Walks Allowed: None
Runs Allowed: None

21 • Calvin Hewett

Hits: 2, vs. Georgia (4/9/21)
Runs: 1, 4x, last vs. Army (2/26/22)
RBI: 2, vs. UIC (3/5/21)
Walks: 1, vs. Georgia (4/8/21)
HRs: None
Strikeouts: 1, vs. Georgia (4/10/21)
Stolen Bases: None

40 • Sam Hliboki

Innings Pitched: 5.0, at UCLA (3/6/20)
Strikeouts: 7, vs. Georgia St. (2/27/21)
Hits Allowed: 4, vs. Georgia St. (2/27/21)
Walks Allowed: 1, 4x, last at Missouri (3/25/21)
Runs Allowed: 2, at Oklahoma St.-2 (3/13/21)

20 • Carter Holton

Innings Pitched: 6.0, vs. Army (2/26/22)
Strikeouts: 7, vs. Oklahoma State (2/20/22)
Hits Allowed: 3, vs. Oklahoma State (2/20/22)
Walks Allowed: 3, vs. Oklahoma State (2/20/22)
Runs Allowed: 4, vs. Oklahoma State (2/20/22)

52 • Sam Hunt

Hits: None
Runs: None
RBI: None
Walks: None
HRs: None
Strikeouts: None
Stolen Bases: None

34 • Spencer Jones

Hits: 4, 2x, last vs. Oklahoma State (2/19/22)
Runs: 2, 6x, last vs. Evansville (2/23/22)
RBI: 3, 2x, last vs. Army 2/27/22)
Walks: 2, vs. Ole Miss (5/26/21)
HRs: 1, 3x, last vs. FIU (5/18/21)
Strikeouts: 4, vs. Georgia (4/8/21)
Stolen Bases: 2, vs. UConn (2/15/20)

12 • Dominic Keegan

Hits: 5, vs. Kentucky (5/22/21)
Runs: 3, 5x, last vs. Georgia Tech (6/6/21)
RBI: 6, vs. Georgia St.-2 (2/28/21)
Walks: 2, 5x, last vs. Evansville (2/23/22)
HRs: 2, vs. Presbyterian (6/4/21)
Strikeouts: 4, vs. Oklahoma State (2/19/22)
Stolen Bases: None

6 • Tate Kolwyck

Hits: 3, at Ole Miss (5/16/21)
Runs: 3, at Ole Miss (5/16/21)
RBI: 4, 2x, last vs. South Carolina (3/20/21)
Walks: 2, 3x, last vs. FIU (5/18/21)
HRs: 2, vs. South Carolina (3/20/21)
Strikeouts: 3, at Ole Miss (5/15/21)
Stolen Bases: 1, 2x, last vs. Presbyterian (6/4/21)

19 • Troy Laneve

Hits: 3, 2x, last vs. Kentucky (5/20/21)
Runs: 2, 3x, last vs. Kentucky (5/21/21)
RBI: 4, vs. Presbyterian (6/4/21)
Walks: 1, 5x, last vs. Army (2/26/22)
HRs: 1, 6x, last vs. Georgia Tech (6/6/21)
Strikeouts: 3, vs. East Carolina (6/11/21)
Stolen Bases: None

42 • Christian Little

Innings Pitched: 5.1, vs. Ole Miss (5/26/21)
Strikeouts: 7, 2x, last vs. Ole Miss (5/26/21)
Hits Allowed: 6, vs. Tennessee Tech (3/30/31)
Walks Allowed: 4, vs. Mississippi State (6/29/21)
Runs Allowed: 6, at Louisville (5/4/21)

50 • Kyle Magrans

Innings Pitched: None
Strikeouts: None
Hits Allowed: None
Walks Allowed: None
Runs Allowed: None

29 • Nick Maldonado

Innings Pitched: 4.0, 2x, last vs. Army (2/27/22)
Strikeouts: 5, vs. Saint Louis (2/26/20)
Hits Allowed: 6, 2x, vs. Oklahoma State (2/19/22)
Walks Allowed: 2, vs. Wright St.-2 (2/22/21)
Runs Allowed: 4, vs. Kentucky (5/22/21)

23 • Kenny Mallory Jr.

Hits: None
Runs: None
RBI: None
Walks: None
HRs: None
Strikeouts: None
Stolen Bases: None

35 • Chris McElvain

Innings Pitched: 5.1, vs. Mississippi St. (4/25/21)
Strikeouts: 10, vs. Oklahoma State (2/19/22)
Hits Allowed: 5, 2x, last at Florida (5/2/21)
Walks Allowed: 4, at Florida (5/2/21)
Runs Allowed: 5, at Florida (5/2/21)

10 • T.J. McKenzie

Hits: 1, vs. Evansville (2/23/22)
Runs: 1, 2x, last vs. Evansville (2/23/22)
RBI: 3, vs. Evansville (2/23/22)
Walks: 1, vs. Evansville (2/23/22)
HRs: 1, vs. Evansville (2/23/22)
Strikeouts: 1, vs. Western Kentucky (2/24/21)
Stolen Bases: None

5 • Anthony Migliaccio

Hits: None
Runs: None
RBI: None
Walks: None
HRs: None
Strikeouts: None
Stolen Bases: None

36 • Grayson Moore

Innings Pitched: 3.0, vs. Oklahoma State (2/19/22)
Strikeouts: 5, vs. Oklahoma State (2/19/22)
Hits Allowed: 3, vs. Central Arkansas (3/1/22)
Walks Allowed: 1, 2x, last vs. UCA (3/1/22)
Runs Allowed: 1, vs. UCA (3/1/22)

25 • Parker Noland

Hits: 3, 4x, last vs. FIU (5/18/21)
Runs: 3, vs. FIU (5/18/21)
RBI: 5, vs. FIU (5/18/21)
Walks: 2, 6x, last vs. Georgia Tech (6/6/21)
HRs: 1, 8x, last vs. Central Arkansas (3/1/22)
Strikeouts: 3, 5x, last vs. Oklahoma State (2/20/22)
Stolen Bases: 1, 3x, last vs. Army (2/27/22)

33 • Hunter Owen

Innings Pitched: 4.0, vs. Army (2/27/22)
Strikeouts: 6, 2x, last vs. Army (2/27/22)
Hits Allowed: 5, vs. Oklahoma State (2/20/22)
Walks Allowed: 2, 7x, last vs. Mississippi St. (6/29/21)
Runs Allowed: 6, at Ole Miss (5/16/21)

1 • Matthew Polk

Hits: 1, vs. Army (2/26/22)
Runs: None
RBI: 1, vs. Army (2/26/22)
Walks: None
HRs: None
Strikeouts: None
Stolen Bases: None

55 • Colton Regen

Innings Pitched: None
Strikeouts: None
Hits Allowed: None
Walks Allowed: None
Runs Allowed: None

88 • Patrick Reilly

Innings Pitched: 7.0 vs. Alabama (5/8/21)
Strikeouts: 9, 2x, last vs. Army (2/25/22)
Hits Allowed: 4, 3x, last vs. Georgia Tech (6/6/21)
Walks Allowed: 4, 3x, last vs. OK State (2/18/22)
Runs Allowed: 6, vs. Georgia Tech (6/6/21)

18 • JD Rogers

Hits: None
Runs: None
RBI: None
Walks: None
HRs: None
Strikeouts: None
Stolen Bases: None

CAREER HIGHS

66 • Thomas Schultz

Innings Pitched: 6.0, 2x, last vs. Austin Peay (4/20/21)
Strikeouts: 8, vs. UIC (3/5/21)
Hits Allowed: 6, at Oklahoma St. (3/14/21)
Walks Allowed: 2, 5x, last vs. North Ala. (5/11/21)
Runs Allowed: 6, at Oklahoma St. (3/14/21)

48 • Christian Smith

Hits: None
Runs: None
RBI: None
Walks: None
HRs: None
Strikeouts: None
Stolen Bases: None

13 • Jonathan Vastine

Hits: 1, vs. Oklahoma State (2/19/22)
Runs: None
RBI: None
Walks: None
HRs: None
Strikeouts: 1, 3x, last vs. Army (2/26/22)
Stolen Bases: 1, vs. Oklahoma State (2/19/22)

2 • Javier Vaz

Hits: 2, 3x, last vs. Army (2/25/22)
Runs: 3, vs. Oklahoma State (2/20/22)
RBI: 1, 3x, last vs. Central Arkansas (3/1/22)
Walks: 2, 3x, last vs. Oklahoma State (2/19/22)
HRs: 1, vs. Oklahoma State (2/20/22)
Strikeouts: 1, 9x, last vs. Central Arkansas (3/1/22)
Stolen Bases: 2, vs. NC State (6/25/21)

9 • Carter Young

Hits: 3, 3x, last vs. UIC (3/6/21)
Runs: 3, 2x, last at Tennessee (4/18/21)
RBI: 4, 3x, last at Ole Miss (5/16/21)
Walks: 3, vs. Army (2/26/22)
HRs: 2, vs. Alabama (5/7/21)
Strikeouts: 4, vs. Oklahoma State (2/20/22)
Stolen Bases: 2, at Tennessee (4/18/21)

THE LAST TIME VANDERBILT ...

Won 5 or more consecutive games	5 games (Feb. 23-Present)
Won 7 or more consecutive games	9 games (March 23-April 6, 2021)
Won 10 or more consecutive games	12 games (May 12-June 2, 2019)
Won 13 or more consecutive games	13 games (April 16-May 10, 2019)
Won 14 or more consecutive games	14 games (April 20-May 16, 2013)
Won 15 or more consecutive games	19 games (Feb. 9-March 16, 2007)
Won 5 or more consecutive home games	5 games (Feb. 23-Present)
Won 8 or more consecutive home games	10 games (Feb. 27-March 20, 2021)
Won 10 or more consecutive home games	10 games (Feb. 27-March 20, 2021)
Won 20 or more consecutive home games	Never Happened
Won 5 or more consecutive road games	7 games (March 25, 2021-April 16, 2021)
Won 7 or more consecutive road games	7 games (March 25, 2021-April 16, 2021)
Won 10 or more consecutive road games	11 games (April 9-May 17, 2019)
Won 12 or more consecutive road games	13 games (April 20, 2013-March 18, 2014)
Won 5 or more consecutive conference games	6 games (March 25-April 3, 2021)
Won 6 or more consecutive conference games	6 games (March 25-April 3, 2021)
Won 9 or more consecutive conference games	10 games (April 19-May 10, 2019)
Won 11 or more consecutive conference games	11 games (April 20-May 16, 2013)
Won 5 or more consecutive conference home games	9 games (May 17, 2018-March 30, 2019)
Won 8 or more consecutive conference home games	9 games (May 17, 2018-March 30, 2019)
Won 9 or more consecutive conference home games	12 games (March 23-May 16, 2013)
Won 5 or more consecutive conference road games	16 games (April 19, 2019-April 16, 2021)
Won 7 or more consecutive conference road games	16 games (April 19, 2019-April 16, 2021)
Won 9 or more consecutive conference road games	16 games (April 19, 2019-April 16, 2021)
Won 5 or more consecutive midweek games	25 games (March 5, 2019-April 20, 2021)
Won 10 or more consecutive midweek games	25 games (March 5, 2019-April 20, 2021)
Won 15 or more consecutive midweek games	25 games (March 5, 2019-April 20, 2021)
Won 17 or more consecutive midweek games	25 games (March 5, 2019-April 20, 2021)
Won 5 or more consecutive midweek home games	25 games (March 5, 2019-present)
Won 13 or more consecutive midweek home games	25 games (March 5, 2019-present)
Won 14 or more consecutive midweek home games	25 games (March 5, 2019-present)
Lost 5 or more consecutive games	6 games (April 29-May 8, 2018)
Lost 7 or more consecutive games	7 games (March 28-April 6, 1997)
Lost 8 or more consecutive games	12 games (March 25-April 10, 1994)
Lost 4 or more consecutive home games	4 games (Feb. 24-29, 2012)
Lost 5 or more consecutive home games	6 games (April 30-May 22, 2005)
Lost 6 or more consecutive home games	6 games (April 30-May 22, 2005)
Lost 7 or more consecutive home games	9 games (1965-1966)
Lost 5 or more consecutive road games	6 games (March 30-April 20, 2018)
Lost 6 or more consecutive road games	6 games (March 30-April 20, 2018)
Lost 7 or more consecutive road games	8 games (Feb. 17-April 6, 2012)
Lost 8 or more consecutive road games	8 games (Feb. 17-April 6, 2012)
Lost 9 or more consecutive road games	9 games (March 25-April 26, 1994)
Los 10 or more consecutive road games	11 games (April 18, 1978-March 5, 1979)
Lost 5 or more consecutive conference games	6 games (May 10, 2009-March 20, 2010)
Lost 6 or more consecutive conference games	6 games (May 10, 2009-March 20, 2010)
Lost 7 or more consecutive conference games	7 games (May 10, 2008-March 15, 2009)
Lost 8 or more consecutive conference games	11 games (April 5-27, 2002)
Lost 9 or more consecutive conference games	11 games (April 5-27, 2002)
Lost 10 or more consecutive conference games	11 games (April 5-27, 2002)
Lost 5 or more consecutive conference home games	5 games (April 12-27, 2002)
Lost 6 or more consecutive conference home games	9 games (April 14-May 14, 2000)
Lost 7 or more consecutive conference home games	9 games (April 14-May 14, 2000)
Lost 8 or more consecutive conference home games	9 games (April 14-May 14, 2000)
Lost 5 or more consecutive conference road games	5 games (March 30-April 20, 2018)
Lost 6 or more consecutive conference road games	10 games (April 5-May 17, 2002)
Lost 7 or more consecutive conference road games	10 games (April 5-May 17, 2002)
Lost 8 or more consecutive conference road games	10 games (April 5-May 17, 2002)
Shutout an opponent	vs. Army, 6-0 (Feb. 27, 2022)
Shutout an opponent on Opening Day	vs. #7 Oklahoma State, 3-0 (Feb. 18, 2022)
Shutout an opponent at home	vs. Army, 6-0 (Feb. 27, 2022)
Shutout an SEC opponent at home	vs. #16 South Carolina, 5-0 (March 20, 2021)
Shutout an opponent on the road	at #5 Tennessee (April 16, 2021)
Shutout an SEC opponent on the road	at #5 Tennessee (April 16, 2021)
Shutout an opponent on a neutral field	vs. Duke, 3-0 @ Nashville Super Regional (June 8, 2019)
Shutout a midweek opponent at home	vs. Evansville, 9-0, 6 inn. (Feb. 23, 2022)
Shutout a midweek opponent on the road	at Middle Tennessee, 1-0 (April 12, 2011)
Shutout back-to-back opponents	vs. South Alabama, 3-0 + 4-0 (Feb. 18-19, 2020)
Shutout three consecutive opponents	vs. South Alabama, 3-0 + 4-0; vs. Illinois-Chicago, 9-0 (Feb. 18-21, 2020)
Was shutout	vs. Mississippi State, 9-0, at College World Series (June 30, 2021)
Was shutout in back-to-back games	Kentucky, 14-0 & 4-0 (April 23, 1976)
Was shutout on Opening Day	vs. San Diego, 10-0 (Feb. 17, 2006)
Was shutout at home	Kentucky, 3-0 (April 17, 2016)
Was shutout at home by an SEC opponent	Kentucky, 3-0 (April 17, 2016)

Was shutout on the road	at Texas A&M, 7-0 (March 17, 2019)
Was shutout on the road by an SEC opponent	at Texas A&M, 7-0 (March 17, 2019)
Was shutout on a neutral field	vs. Mississippi State, 9-0, at College World Series (June 30, 2021)
Was shutout against a midweek opponent at home	vs. Belmont, 1-0 (Feb. 26, 2003)
Was shutout against a midweek opponent on the road	at North Florida, 2-0 (March 5, 1991)
Was shutout against a non-conference opponent on a neutral site	vs. NC State, 1-0, at CWS (June 21, 2021)
Run-ruled an opponent	vs. Auburn, 11-1, 8 inn. @ SEC Tournament (May 22, 1919)
Run-ruled an opponent at home	vs. Evansville, 14-3, 5 inn. (April 17, 2002)
Was run-ruled	vs. Texas A&M, 13-3, 7 inn. @ SEC Tournament (May 27, 2016)
Played in 14 or more innings	14 innings, vs. Illinois-Chicago (W, 6-5) (Feb. 27, 2016)
Played in 15 or more innings	16 innings, vs. Ole Miss (L, 6-5) (April 10, 2015)
Played in 16 or more innings	16 innings, vs. Ole Miss (L, 6-5) (April 10, 2015)
Played in 17 or more innings	17 innings, vs. Louisville (W, 11-10) (May 11, 2010)
Won both games of a doubleheader	at #13 Oklahoma State: 5-0, 18-4 (March 13, 2021)
Shutout opponent in both games of a doubleheader	vs. Georgia: 3-0, 6-0 (April 27, 1976)
Lost both games of a doubleheader	at Tennessee: 4-2 (11), 4-3 (April 25, 2010)
Swept a 3-game series at home	vs. Illinois-Chicago (March 5-7, 2021)
Swept a 3-game series at home vs. non-conference opponent	vs. Illinois-Chicago (March 5-7, 2021)
Swept a 3-game series on the road	at LSU (April 1-3, 2021)
Swept a 3-game SEC series at home	vs. #25 Auburn (April 25-27, 2019)
Swept a 3-game SEC series on the road	at LSU (April 1-3, 2021)
Swept a midweek series at home	2 games, vs. South Alabama (Feb. 18-19, 2020)
Swept a midweek series on the road	2 games, at Ohio (May 17-18, 2005)
Swept a four-game series	vs. Sewanee (1907)
Was swept in a 3-game series at home	vs. Oregon (Feb. 24-26, 2012)
Was swept in a 3-game series at home vs. non-conference opponent	vs. Oregon (Feb. 24-26, 2012)
Was swept in a 3-game series on the road	at Auburn (May 4-6, 2018)
Was swept in a 3-game SEC series at home	vs. Tennessee (May 14-16, 2009)
Was swept in a 3-game SEC series on the road	at Auburn (May 4-6, 2018)
Swept 3 or more SEC series in a season	5, 2019 (vs. UF, at ALA, vs. AUB, at USC, at UK)
Swept 5 or more SEC series in a season	5, 2019 (vs. UF, at ALA, vs. AUB, at USC, at UK)
Swept 6 or more SEC series in a season	6, 2013 (at AUB, vs. UT, at OM, vs. MIZ, vs. MSU, vs. UK)
Was swept in 3 or more SEC series in a season	3, 2009 (vs. ALA, at USC, vs. UT)
Was swept in 4 or more SEC series in a season	4, 2002 (vs. UGA, at OM, at UF, at AUB)
Swept Alabama in a 3-game series at home	April 9-11, 2011
Swept Alabama in a 3-game series on the road	April 19-21, 2019
Was swept by Alabama in a 3-game series at home	April 17-19, 2009
Was swept by Alabama in a 3-game series on the road	April 22-23, 2006
Swept Florida in a 3-game series at home	March 21-23, 2019
Swept Florida in a 3-game series on the road	Never Happened
Was swept by Florida in a 3-game series at home	May 20-22, 2005
Was swept by Florida in a 3-game series on the road	March 30-April 1, 2018
Swept Georgia in a 3-game series at home	April 29-May 1, 2016
Swept Georgia in a 3-game series on the road	April 3-5, 2015
Was swept by Georgia in a 3-game series at home	March 22-24, 2002
Was swept by Georgia in a 3-game series on the road	May 2-4, 2003
Swept Kentucky in a 3-game series at home	May 17-19, 2018
Swept Kentucky in a 3-game series on the road	May 16-18, 2019
Was swept by Kentucky in a 3-game series at home	May 12-14, 2000
Was swept by Kentucky in a 3-game series on the road	April 9-10, 1988
Swept LSU in a 3-game series at home	April 22-24, 2011
Swept LSU in a 3-game series on the road	April 1-3, 2021
Was swept by LSU in a 3-game series at home	Never Happened
Was swept by LSU in a 3-game series on the road	March 7-9, 1997
Swept Mississippi State in a 3-game series at home	April 26-28, 2013
Swept Mississippi State in a 3-game series on the road	March 16-18, 2018
Was swept by Mississippi State in a 3-game series at home	April 20-21, 1991
Was swept by Mississippi State in a 3-game series on the road	March 11-12, 2000
Swept Missouri in a 3-game series at home	April 24-26, 2015
Swept Missouri in a 3-game series on the road	March 25-27, 2021
Was swept by Missouri in a 3-game series at home	Never Happened
Was swept by Missouri in a 3-game series on the road	Never Happened
Swept Ole Miss in a 3-game series at home	May 17-19, 2012
Swept Ole Miss in a 3-game series on the road	April 5-7, 2013
Was swept by Ole Miss in a 3-game series at home	1967
Was swept by Ole Miss in a 3-game series on the road	April 5-6, 2008
Swept South Carolina in a 3-game series at home	Never Happened
Swept South Carolina in a 3-game series on the road	May 3-5, 2019
Was swept by South Carolina in a 3-game series at home	April 12-14, 2002
Was swept by South Carolina in a 3-game series on the road	May 1-3, 2009
Swept Tennessee in a 3-game series at home	March 29-31, 2013
Swept Tennessee in a 3-game series on the road	May 2-4, 2008
Was swept by Tennessee in a 3-game series at home	May 12-16, 2009
Was swept by Tennessee in a 3-game series on the road	May 5-7, 2000

THE LAST TIME VANDERBILT ...

Defeated a Top 25 ranked team vs. #7 Oklahoma State, 3-0 (Feb. 18, 2022)
Defeated a Top 25 ranked team at home vs. #7 Oklahoma State, 3-0 (Feb. 18, 2022)
Defeated a Top 25 ranked team on the road at #18 Ole Miss, 13-2 (May 15, 2021)
Defeated a Top 25 ranked team at a neutral site vs. #11 Mississippi State, 8-2, at CWS (6/28/21)
Defeated a Top 25 ranked non-conference team vs. #7 Oklahoma State, 3-0 (Feb. 18, 2022)
Defeated a Top 25 ranked non-conference team at home vs. #7 Oklahoma State, 3-0 (Feb. 18, 2022)
Defeated a Top 25 ranked non-conference team on the road at #13 Oklahoma State - Game 2, 18-4 (March 13, 2021)

Defeated a Top 20 ranked team vs. #7 Oklahoma State, 3-0 (Feb. 18, 2022)
Defeated a Top 20 ranked team at home vs. #7 Oklahoma State, 3-0 (Feb. 18, 2022)
Defeated a Top 20 ranked team on the road at #18 Ole Miss, 13-2 (May 15, 2021)
Defeated a Top 20 ranked team at a neutral site vs. #11 Mississippi State, 8-2, at CWS (6/28/21)

Defeated a Top 15 ranked team vs. #7 Oklahoma State, 3-0 (Feb. 18, 2022)
Defeated a Top 15 ranked team at home vs. #7 Oklahoma State, 3-0 (Feb. 18, 2022)
Defeated a Top 15 ranked team on the road at #14 Florida, 11-7 (April 30, 2021)
Defeated a Top 15 ranked team at a neutral site vs. #11 Mississippi State, 8-2, at CWS (6/28/21)

Defeated a Top 10 ranked team vs. #7 Oklahoma State, 3-0 (Feb. 18, 2022)
Defeated a Top 10 ranked team at home vs. #7 Oklahoma State, 3-0 (Feb. 18, 2022)
Defeated a Top 10 ranked team on the road at #5 Tennessee, 10-4 (April 18, 2021)
Defeated a Top 10 ranked team at a neutral site vs. #7 Stanford, 6-5 (June 23, 2021)

Defeated a Top 5 ranked team vs. #4 Mississippi State, 7-4 (April 25, 2021)
Defeated a Top 5 ranked team at home vs. #4 Mississippi State, 7-4 (April 25, 2021)
Defeated a Top 5 ranked team on the road at #5 Tennessee, 10-4 (April 18, 2021)
Defeated a Top 5 ranked team at a neutral site vs. #5 Arizona, 7-6 (June 19, 2021)

Defeated a #1 ranked team vs. #1 Texas A&M, 6-5 (May 25, 2016)
Defeated a #1 ranked team at home vs. #1 Kentucky, 4-3 (April 28, 2012)
Defeated a #1 ranked team on the road at #1 Florida, 5-0 (May 14, 2016)
Defeated a #1 ranked team at a neutral site vs. #1 Texas A&M, 6-5 (May 25, 2016)

Won a series against a Top 25 ranked team vs. #4 Mississippi State, 6-2, 4-7, 7-4 (April 23-25, 2021)
Won a series against a Top 10 ranked team vs. #4 Mississippi State, 6-2, 4-7, 7-4 (April 23-25, 2021)
Won a series against a Top 25 ranked team at home vs. #4 Mississippi State, 6-2, 4-7, 7-4 (April 23-25, 2021)
Won a series against a Top 10 ranked team at home vs. #4 Mississippi State, 6-2, 4-7, 7-4 (April 23-25, 2021)
Won a series against a Top 25 ranked team on the road at #5 Tennessee, 5-0, 4-8, 10-4 (April 16-18, 2021)
Won a series against a Top 10 ranked team on the road at #5 Tennessee, 5-0, 4-8, 10-4 (April 16-18, 2021)
Swept a series against a Top 25 ranked team vs. #25 Auburn: 12-6, 5-2, 9-5 (April 25-27, 2019)
Swept a series against a Top 10 ranked team 2 games, at #1 Arkansas, 9-0, 13-6 (April 10-11, 2009)
Have not swept a 3-game series in the Tim Corbin era
Played to a tie vs. Alabama, 3-3 - 8 inn. (May 20, 2017)

Hit back-to-back home runs Carter Young (solo), Dominic Keegan (solo) - 7th inn. vs. Illinois-Chicago (March 5, 2021)
Hit back-to-back HR twice in a game Carter Young (2R), Dominic Keegan (solo) - 3rd inn; Enrique Bradfield Jr. (3R), Carter Young (solo) - 4th inn vs. Alabama (May 7, 2021)

Had multiple players hit 2-or-more home runs Stephen Scott (2), Philip Clarke (2), Connor Kaiser (3) at Clemson (June 3, 2018)
Hit 2 or more home runs in an inning 2, 8th inning vs. Georgia Tech (June 6, 2021)
Hit 3 or more home runs in an inning 3, 3rd inning vs. San Diego (Feb. 21, 2016)
Hit 5 or more home runs in a game 5, vs. Duke (June 9, 2019)
Hit 6 or more home runs in a game 9, vs. #8 Clemson @ NCAA Clemson Regional (June 3, 2018)
Hit 8 or more home runs in a game 9, vs. #8 Clemson @ NCAA Clemson Regional (June 3, 2018)
Hit multiple grand slams in a season 4 (D. Keegan, T. Kolwyck, C. Young, I. Thomas) (2021)
Hit 3 or more grand slams in a season 4 (D. Keegan, T. Kolwyck, C. Young, I. Thomas) (2021)
Hit 4 or more grand slams in a season 4 (D. Keegan, T. Kolwyck, C. Young, I. Thomas) (2021)

Homered in 3 or more consecutive innings 3, vs. Tennessee Tech, 3rd-4th-5th (April 30, 2019)
Homered in 4 or more consecutive innings 4, vs. Clemson, 5th-6th-7th-8th (June 3, 2018)
Homered in 5 or more consecutive games 5 games (April 25-May 22, 2021)
Homered in 8 or more consecutive games 11 games (April 13-May 5, 2019)
Homered in 9 or more consecutive games 11 games (April 13-May 5, 2019)
Homered in 10 or more consecutive games 11 games (April 13-May 5, 2019)

Scored 10 or more runs in 3 consecutive games 3 games (March 30-April 2, 2021)
Scored 10 or more runs in 4 consecutive games 4 games (April 9-14, 2013)
Scored 10 or more runs in 5 or more consecutive games 6 games (April 22-May 1, 2011)
Scored 15 or more runs in a game 20, vs. FIU (May 18, 2021)
Scored 20 or more runs in a game 20, vs. FIU (May 18, 2021)
Scored 20 or more runs in consecutive games 21-10 vs. Tennessee Tech; 22-11 at S. Carolina (April 30; May 3, 2019)

Scored 10 or more runs in a loss 12-14, vs. Arkansas (April 14, 2019)
Scored 15 or more runs in a loss 15-16, 10 inn. - at LSU (May 7, 2010)
Scored 17 or more runs in a loss 17-22, vs. Michigan State (March 20, 1993)
Scored 20 or more runs in a loss Never Happened

Scored 10 or more unanswered runs 17, vs. FIU (May 18, 2021)
Scored 15 or more unanswered runs 17, vs. FIU (May 18, 2021)
Scored 20 or more unanswered runs 21, vs. Radford @ NCAA Nashville Regional (June 1, 2015)

Scored in 5 consecutive innings 5, (1st-5th inn.) vs. Evansville (Feb. 23, 2022)
Scored in 6 consecutive innings 6, (4th-9th inn.) at Ole Miss (May 15, 2021)
Scored 5 or more runs in the first inning 7, vs. #11 Mississippi State, 8-2, at CWS (6/28/21)
Scored 6 or more runs in the first inning 7, vs. #11 Mississippi State, 8-2, at CWS (6/28/21)
Scored 7 or more runs in the first inning 7, vs. #11 Mississippi State, 8-2, at CWS (6/28/21)
Scored 9 or more runs in the first inning 9, vs. Samford (March 12, 2019)

Scored in the first inning in 4 or more consecutive games 4 games (Feb. 21-25, 2020)
Scored 7 or more runs in an inning 7, (1st inn.) vs. #11 Mississippi State, 8-2, at CWS (6/28/21)
Scored 10 or more runs in an inning 13 (2nd inn.) vs. FIU (May 18, 2021)
Scored 14 or more runs in an inning 14 (3rd inn.) vs. Middle Tennessee (May 15, 2018)
Scored 4 or more runs in three diff. innings 7 (4th inn), 9 (6th inn) & 5 (7th inn) at South Carolina (May 3, 2019)
Scored 4 or more runs in three diff. innings in consecutive games 6 (1st inn), 5 (3rd inn) & 4 (4th inn) vs. Tennessee Tech (April 30, 2019) and 7 (4th inn), 9 (6th inn) & 5 (7th inn) at S. Carolina (May 3, 2019)

Scored 10 or more runs in a road game 10, at Ole Miss (May 16, 2021)
Scored 15 or more runs in a road game 18, at #13 Oklahoma State - Game 2 (March 13, 2021)
Scored 20 or more runs in a road game 22, at South Carolina (May 3, 2019)
Scored 25 or more runs in a road game Never Happened

Allowed 10 or more runs in a loss 13, vs. #11 Mississippi State, at CWS (6/29/21)
Allowed 10 or more runs in a win 11, vs. Georgia Tech (June 6, 2021)
Allowed 15 or more runs in a game 18, vs. Duke (June 7, 2019)
Allowed 20 or more runs in a game 20, vs. Florida (April 15, 2017)
Allowed 7 or more runs in an inning 10, 8th inn. vs. Duke (June 7, 2019)
Allowed 10 or more runs in an inning 13, 7th inn. vs. Xavier (June 4, 2016)
Allowed 5 or more runs in the first inning 6, vs. Ole Miss @ SEC Tourney (May 26, 2019)

Overcame a deficit of 4 or more runs in a win 4, vs. #7 Stanford @College World Series (June 23, 2021)
Overcame a deficit of 5 or more runs in a win 8, vs. Ole Miss @ SEC Tournament (May 26, 2019)
Overcame a deficit of 6 or more runs in a win 8, vs. Ole Miss @ SEC Tournament (May 26, 2019)
Overcame a deficit of 7 or more runs in a win 8, vs. Ole Miss @ SEC Tournament (May 26, 2019)
Overcame a deficit of 8 or more runs in a win 8, vs. Ole Miss @ SEC Tournament (May 26, 2019)
Overcame a deficit of 9 or more runs in a win 10, vs. Illinois State (March 1, 2015)

Squandered a lead of 4 or more runs in a loss 4, vs. #16 South Carolina (March 21, 2021)
Squandered a lead of 5 or more runs in a loss 5, at #19 Texas A&M (March 16, 2019)
Squandered a lead of 6 or more runs in a loss 7, vs. South Carolina (April 27, 2018)
Squandered a lead of 7 or more runs in a loss 7, vs. South Carolina (April 27, 2018)

Had 15 or more hits in a game 19, vs. FIU (May 18, 2021)
Had 15 or more hits in a win 19, vs. FIU (May 18, 2021)
Had 18 or more hits in a game 19, vs. FIU (May 18, 2021)
Had 18 or more hits in a win 19, vs. FIU (May 18, 2021)
Had 20 or more hits in a win 21, vs. Tennessee Tech (April 30, 2019)
Had 30 or more hits in a game 30, vs. Alabama (April 17, 1988)
Had 50 or more hits in an SEC series 54, vs. Missouri (April 12-14, 2013)
Had 15 or more hits in a loss 17, vs. Florida (April 15, 2017)

Had 10 or more total bases in a game Dominic Keegan (10) vs. Presbyterian (June 4, 2021)
Had 11 or more total bases in a game Connor Kaiser (14) at Clemson (June 3, 2018)

Had at least 15 hits in back-to-back games 15, 21, 15 vs. Auburn, Tenn. Tech and at South Carolina (April 27-May 3, 2019)
Had at least 10 hits in 5 or more consecutive games 5 games (April 25-May 3, 2019)
Had at least 10 hits in 6 or more consecutive games 6 games (Feb. 20-March 1, 2019)
Had at least 10 hits in 7 or more consecutive games 7 games (Feb. 18-27, 2018)
Had at least 10 hits in 8 or more consecutive games 8 games (Feb. 27-March 12, 2010)

Had 5 or more doubles in a game 5, vs. Georgia Tech (June 6, 2021)
Had 6 or more doubles in a game 6, at Missouri (March 25, 2021)
Had 7 or more doubles in a game 8, at Clemson (June 3, 2017)
Allowed 5 or more doubles in a game 6, vs. Arkansas (April 14, 2019)
Allowed 6 or more doubles in a game 6, vs. Arkansas (April 14, 2019)

Had 2 or more triples in a game 2, vs. Tennessee Tech (March 30, 2021)
Had 3 or more triples in a game 4, vs. Radford (May 31, 2015)
Had 4 or more triples in a game 4, vs. Radford (May 31, 2015)
Allowed 2 or more triples in a game 2, vs. Duke (June 7, 2019)
Allowed 3 or more triples in a game 3, vs. Texas A&M (April 11, 2014)

THE LAST TIME VANDERBILT ...

Allowed 3 or more home runs in a game	3, vs. Kentucky (May 22, 2021)
Allowed 4 or more home runs in a game	4, at Florida (May 1, 2021)
Allowed 5 or more home runs in a game	7, vs. Georgia (April 8, 2021)
Did not draw a walk in a game	vs. #12 Arkansas (April 12, 2019)
Walked 10 or more times in a game	14, at #13 Oklahoma State - Game 2 (March 13, 2021)
Walked 15 or more times in a game	17, vs. Davidson (March 5, 2019)
Walked 18 or more times in a game	19, vs. Middle Tennessee (May 15, 2018)
Allowed 0 walks in a game	vs. #4 Mississippi State (April 23, 2021)
Allowed 0 walks in back-to-back games	at San Diego, DH (Feb. 20, 2011)
Allowed 10 or more walks in a game	10, vs. #11 Mississippi State, at CWS (6/29/21)
Allowed 12 or more walks in a game	12, vs. Austin Peay (Feb. 27, 2019)
Allowed 10-plus walks in back-to-back games	12, vs. Illinois State; 12, vs. Evansville (March 1-3, 2015)
Did not strikeout in a game	vs. Tennessee-Martin (Feb. 23, 2005)
Struck out 12 or more times in a game	12, vs. Georgia Tech (June 6, 2021)
Struck out 15 or more times in a game	16, vs. #16 South Carolina (March 21, 2021)
Struck out 15 or more batters in a game	18, vs. #7 Oklahoma State (Feb. 18, 2022)
Struck out 19 or more batters in a game	19, vs. #5 Arizona (June 19, 2021)
Struck out 20 or more opposing batters in a game	22, vs. Ole Miss (April 10, 2015)
Struck out 10 or more opposing batters in 5 consecutive games	15 games (Feb. 28-March 26, 2021)
Struck out 10 or more opposing batters in 8 consecutive games	15 games (Feb. 28-March 26, 2021)
Pitching staff held opponent scoreless for 10 consecutive inn. in a game	11 inn. at Missouri (March 26, 2016)
Had 5 or more hit batters in a game	5, by Georgia State - Game 2 (Feb. 28, 2021)
Had 6 or more hit batters in a game	6, by Rhode Island (March 4, 2012)
Had 5 or more stolen bases in a game	6, vs. Hawaii (March 1, 2020)
Had 6 or more stolen bases in a game	6, vs. Hawaii (March 1, 2020)
Had 7 or more stolen bases in a game	7, vs. UMass-Lowell (Feb. 25, 2018)
Had 8 or more stolen bases in a game	8, vs. UNC-Wilmington (June 1, 2012)
Left 13 or more runners on base	14, at Missouri (March 25, 2021)
Left 14 or more runners on base	14, at Missouri (March 25, 2021)
Left 15 or more runners on base	15, vs. #14 Florida (March 22, 2019)
Left 16 or more runners on base	17, vs. Mississippi State @ Nashville Super Regional (June 10, 2018)
Committed 4 or more errors in a game	4, vs. Cal Poly (Feb. 16, 2020)
Committed 5 or more errors in a game	6, at Middle Tennessee (March 22, 2016)
Committed 6 or more errors in a game	6, at Middle Tennessee (March 22, 2016)
Combined for a no-hitter	at Western Kentucky (J. Lewis, N. Pilkington, J. Scott, M. Buschmann), May 6, 2003
Combined for a perfect game	at Western Kentucky (J. Lewis, N. Pilkington, J. Scott, M. Buschmann), May 6, 2003
Combined on a one-hitter	vs. Evansville, 6 inn. (Devin Futrell, Bryce Cunningham), Feb. 23, 2022
Combined on a two-hitter	vs. #12 East Carolina (Jack Leiter, Nick Maldonado) June 12, 2021
Combined on a three-hitter	vs. #12 East Carolina (Kumar Rocker, Nick Maldonado, Luke Murphy) June 11, 2021
Was no-hit	at Texas A&M (Kyle Simonds, 9.0), May 7, 2016
Started six true freshmen	at Auburn (Austin Martin - LF, Philip Clarke - DH, Pat DeMarco - RF, Jayson Gonzalez - SS, Garrett Blaylock - 3B, Mason Hickman - SP), May 6, 2018

HITTING:	
Hit an inside-the-park home run	Will Toffey vs. Belmont (March 22, 2017)
Hit a pinch-hit home run	Spencer Jones at #15 Louisville (May 4, 2021)
Hit a grand slam	Isaiah Thomas vs. Georgia Tech (June 6, 2021)
Hit a grand slam on the road	Carter Young at #18 Ole Miss (May 15, 2021)
Hit a walk-off home run	Troy LaNeve vs. Kentucky (May 20, 2021)
Hit an extra-inning walk-off home run	Isaiah Thomas vs. Hawaii, 11th inning (March 1, 2020)
Hit a postseason walk-off home run	JJ Bleday vs. Mississippi State (June 9, 2021)
Had a walk-off base hit	Jayson Gonzalez vs. Arizona (June 19, 2021)
Drew a walk-off walk	Carter Young vs. TCU (March 8, 2020)
Hit 2 or more home runs in a game	Dominic Keegan vs. Presbyterian (June 4, 2021)
Hit 2 or more home runs in an SEC game	Isaiah Thomas at #18 Ole Miss (May 15, 2021)
Hit 3 or more home runs in a game	Connor Kaiser (3) at Clemson (June 3, 2018)
Hit 2 or more home runs in consecutive games	Austin Martin (2) vs. Duke + Louisville (June 9-16, 2019)
Homered in consecutive at-bats	Carter Young, 3rd inn., 4th inn. vs. Alabama (May 7, 2021)
Homered in consecutive at-bats in an SEC game	Carter Young, 3rd inn., 4th inn. vs. Alabama (May 7, 2021)
Hit for the cycle	Clinton Johnston vs. Kentucky (April 28, 1996)
Hit for the cycle in an SEC game	Clinton Johnston vs. Kentucky (April 28, 1996)
Had a 20-game hit streak	JJ Bleday and Austin Martin, 20 (May 17, 2018-March 1, 2019)
Had a 25-game hit streak	Xavier Turner, 27 (March 4-April 22, 2014)
Had a 45-game on-base streak	JJ Bleday, 50 (March 19-June 26, 2019)
Had 2 hits in an inning	Ethan Paul (1B, 2B) vs. Davidson (March 5, 2019)
Had 5 or more hits in a game	Ethan Paul (5) vs. #14 Florida (March 22, 2019)
Had 5 or more RBIs in a game	Isaiah Thomas (5) vs. Georgia Tech (June 6, 2021)
Had 6 or more RBIs in a game	Maxwell Romero Jr. (7) & Dominic Keegan (6) vs. Georgia State - Game 2 (Feb. 28, 2021)
Had 7 or more RBIs in a game	Maxwell Romero Jr. (7) vs. Georgia State - Game 2 (Feb. 28, 2021)
Had 10 or more RBIs in a game	Connor Kaiser (10) at Clemson (June 3, 2018)
Stole home	Ethan Paul vs. Auburn (May 19, 2016)
Had a triple steal	Ethan Paul (home), Jeren Kendall (3rd), Bryan Reynolds (2nd) vs. Auburn (May 19, 2016)
Had 3 or more stolen bases in a game	4, Enrique Bradfield Jr. vs. Georgia Tech (June 6, 2021)
PITCHING:	
Threw a 9-inning no-hitter	Jack Leiter vs. #16 South Carolina (March 20, 2021)
	Kumar Rocker vs. Duke @ Nashville Super Regional (June 8, 2019)
	Doug Wessel vs. Belmont (April 19, 1971)
Struck out 10 or more batters in a game	Chris McElvain, 10, vs. #7 Oklahoma State (Feb. 18, 2021)
Struck out 10 or more batters in an SEC game	Jack Leiter, 13, at Ole Miss (May 15, 2021)
Struck out 12 or more batters in a game	Jack Leiter, 15, vs. NC State (June 21, 2021)
True freshman struck out 10 or more batters in a game	Jack Leiter, 12, vs. South Alabama (Feb. 18, 2020)
True freshman struck out 10 or more batters in debut	Jack Leiter, 12, vs. South Alabama (Feb. 18, 2020)
True freshman struck out 15 or more batters in a game	Kumar Rocker, 19, vs. Duke (June 8, 2019)
Struck out 15 or more batters in a game	Jack Leiter, 15, vs. NC State (June 21, 2021)
Struck out 10 or more batters in consecutive games	Kumar Rocker (11) and Jack Leiter (10) vs. #12 East Carolina (June 11-12, 2021)
Pitched a 7-inning, complete game	Mason Hickman vs. LSU (March 25, 2018)
Pitched 9 or more innings	9.0, Kumar Rocker vs. #4 Mississippi State (April 23, 2021)
Pitched 9 or more scoreless innings	9.0, Jack Leiter vs. #16 South Carolina (March 20, 2021)
Pitched a 9-inning, complete game	9.0, Kumar Rocker vs. #4 Mississippi State (April 23, 2021)
Pitched a 9-inning, complete-game shutout	9.0, Jack Leiter vs. #16 South Carolina (March 20, 2021)
Picked up 10 or more saves in a season	17, Tyler Brown (2019)
Picked up 15 or more saves in a season	17, Tyler Brown (2019)
Picked up win and save on same day	Jackson Gillis vs. Ole Miss, Win - Game 1, Save - Game 2 (April 15, 2018)
Picked up the save (true freshman)	Sam Hliboki vs. Hawaii (Feb. 28, 2020)

NUMERICAL ROSTER

No.	Name	Pos.	B/T	Ht.	Wt.	Cl.	Hometown/High School
1	Matthew Polk	UTL	R/R	5-11	180	Fr./HS	Long Beach, Calif./Orange Lutheran
2	Javier Vaz	IF	L/R	5-9	151	Sr./1L	Huntsville, Ala./Huntsville
3	Rob Gordon	IF	R/R	6-2	176	Fr./HS	Atlanta, Ga./Grady
5	Anthony Migliaccio	UTL	S/R	6-1	200	Fr./HS	Wyandotte, Mich./Detroit Country Day
6	Tate Kolwyck	IF	R/R	5-11	195	Sr./3L	Memphis, Tenn./Arlington
9	Carter Young	IF	S/R	6-0	180	Jr./2L	Selah, Wash./Selah
10	T.J. McKenzie	OF	R/R	6-1	180	Jr./2L	Loxahatchee, Fla./The Benjamin School
11	Davis Diaz	IF	R/R	5-11	170	Fr./HS	Pittsburg, Calif./Acalanes
12	Dominic Keegan	UTL	R/R	6-0	210	Sr./3L	Methuen, Mass./Central Catholic
13	Jonathan Vastine	IF	L/R	5-11	165	Fr./HS	Bartow, Fla./Bartow
16	Jack Bulger	UTL	R/R	6-0	210	So./1L	Bowie, Md./DeMatha Catholic
17	Ryan Ginther	LHP	R/L	5-11	201	Fr./HS	Hendersonville, Tenn./Station Camp
18	JD Rogers	OF	L/L	5-10	185	Fr./HS	Carmel, Ind./Carmel
19	Troy LaNeve	OF	L/R	6-0	210	Jr./2L	Pittsburgh, Pa./Pine Richland
20	Carter Holton	LHP	L/L	5-11	195	Fr./HS	Savannah, Ga./Benedictine Military
21	Calvin Hewett	OF	R/L	6-3	205	So./1L	Greenland, N.H./Portsmouth
23	Kenny Mallory Jr.	OF	L/L	6-3	195	Fr./HS	Lawrenceville, Ga./Mountain View
25	Parker Noland	IF	L/R	6-1	200	Jr./2L	Knoxville, Tenn./Farragut
29	Nick Maldonado	RHP	R/R	6-1	205	Jr./2L	Short Hills, N.J./Seton Hall Prep
30	Nelson Berkwich	LHP	L/L	5-11	190	So.1L	Boca Raton, Fla./American Heritage
33	Hunter Owen	LHP	R/L	6-6	240	So./1L	South Portland, Maine/South Portland
34	Spencer Jones	UTL	L/L	6-7	225	Jr./2L	Encinitas, Calif./La Costa Canyon
35	Chris McElvain	RHP	R/R	6-0	205	Jr./2L	Thompson Station, Tenn./Summit
36	Grayson Moore	RHP	S/R	6-3	190	So./1L	Longwood, Fla./Lake Mary
39	Gavin Casas	IF	L/R	6-3	225	So./1L	Pembroke Pines, Fla./American Heritage
40	Sam Hliboki	RHP	L/R	6-3	210	Jr./2L	Los Angeles, Calif./Harvard Westlake
42	Christian Little	RHP	R/R	6-4	210	So./1L	St. Louis, Mo./Christian Brothers College
43	Michael Doolin	RHP	L/R	6-4	220	Jr./2L	Schererville, Ind./Andrean
44	Donye Evans	RHP	R/R	6-6	220	So./1L	Decatur, Ga./Redan
45	Alan Espinal	C	R/R	6-0	190	So./1L	Viera, Fla./Viera
46	Gage Bradley	RHP	R/R	6-3	190	So./1L	Clarksville, Tenn./Rossview
48	Christian Smith	OF	L/L	6-2	195	Fr./HS	Atlanta, Ga./Grady
50	Kyle Magrans	RHP	R/R	6-3	210	Fr./HS	Clarksville, Tenn./Clarksville
51	Enrique Bradfield Jr.	OF	L/L	6-1	160	So./1L	Hialeah, Fla./American Heritage
52	Sam Hunt	UTL	S/R	6-2	205	Fr./HS	Minneapolis, Minn./IMG Academy
55	Colton Regen	RHP	R/R	6-4	170	Fr./HS	Mt. Juliet, Tenn./Mt. Juliet
66	Thomas Schultz	RHP	R/R	6-6	225	Jr./2L	Mount Carmel, Pa./Our Lady of Lourdes Regional
77	Brett Hansen	LHP	L/L	6-4	205	So./1L	Pleasanton, Calif./Foothill
88	Patrick Reilly	RHP	R/R	6-3	210	So./1L	Sea Girt, N.J./Christian Brothers Academy
95	Devin Futrell	LHP	L/L	6-5	195	Fr./HS	Pembroke Pines, Fla./American Heritage
97	Bryce Cunningham	RHP	R/R	6-5	225	Fr./HS	Headland, Ala./Headland
98	Greysen Carter	RHP	S/R	6-4	218	Fr./HS	Louisville, Colo./Fairview
99	Jack Anderson	RHP	L/R	6-5	190	5th/TR	Nashville, Tenn./Montgomery Bell Academy

Head Coach: 4 Tim Corbin (Ohio Wesleyan '84) – 20th season at Vanderbilt
Associate Head Coach: 26 Scott Brown (SUNY-Cortland '99)
Assistant Coach: 24 Mike Baxter (Vanderbilt '05)
Volunteer Coach: 49 Tyler Shewmaker (Kentucky Wesleyan '16)
Strength and Conditioning Coach: Chris Ham (Illinois '05)
General Manager/Chief of Staff: Brooks Webb (Birmingham-Southern '11)
Director of Baseball Operations: Amy Elkus (Kentucky '14)
Athletic Trainer: Chris Matarazzo (Springfield College '12)
Director of Player Development: Brandon Barak (Illinois '12)
Video Coordinator: Josh Ruchotzke (Vanderbilt '17)
Equipment Manager: Bailey Provo (Lipscomb '21)
Student Managers: Sebastian Baca, Ahmed Elkhawad, Zac Klinger, Donovan Simon

PRONUNCIATION GUIDE

Enrique Bradfield Jr. _____ IN-reek-A
Gavin Casas _____ CAH-sus
Alan Espinal _____ ESS-pen-all
Devin Futrell _____ few-trell
Sam Hliboki _____ luh-BO-kee
Tate Kolwyck _____ COLE-wick
Troy LaNeve _____ luh-neve
Kyle Magrans _____ muh-grans; rhymes with bronze
Anthony Migliaccio _____ mig-LEE-ah-chee-oh
Colton Regen _____ region
Jonathan Vastine _____ vast-ine; rhymes with nine
Javier Vaz _____ rhymes with spaz

ALPHABETICAL ROSTER

#	Name	Pos.	Yr.
99	Jack Anderson	RHP	5th
30	Nelson Berkwich	LHP	So.
51	Enrique Bradfield Jr.	OF	So.
46	Gage Bradley	RHP	So.
16	Jack Bulger	UTL	So.
98	Greysen Carter	RHP	Fr.
39	Gavin Casas	IF	So.
97	Bryce Cunningham	RHP	Fr.
11	Davis Diaz	IF	Fr.
43	Michael Doolin	RHP	Jr.
45	Alan Espinal	C	So.
44	Donye Evans	RHP	So.
95	Devin Futrell	LHP	Fr.
17	Ryan Ginther	LHP	Fr.
3	Rob Gordon	IF	Fr.
77	Brett Hansen	LHP	So.
21	Calvin Hewett	OF	So.
40	Sam Hliboki	RHP	Jr.
20	Carter Holton	LHP	Fr.
52	Sam Hunt	UTL	Fr.
34	Spencer Jones	UTL	Jr.
12	Dominic Keegan	UTL	Sr.
6	Tate Kolwyck	IF	Sr.
19	Troy LaNeve	OF	Jr.
42	Christian Little	RHP	So.
50	Kyle Magrans	RHP	Fr.
29	Nick Maldonado	RHP	Jr.
23	Kenny Mallory Jr.	OF	Fr.
35	Chris McElvain	RHP	Jr.
10	T.J. McKenzie	OF	Jr.
5	Anthony Migliaccio	UTL	Fr.
36	Grayson Moore	RHP	So.
25	Parker Noland	IF	Jr.
33	Hunter Owen	LHP	So.
1	Matthew Polk	UTL	Fr.
55	Colton Regen	RHP	Fr.
88	Patrick Reilly	RHP	So.
18	JD Rogers	OF	Fr.
66	Thomas Schultz	RHP	Jr.
48	Christian Smith	OF	Fr.
13	Jonathan Vastine	IF	Fr.
2	Javier Vaz	IF	Sr.
9	Carter Young	IF	Jr.


EXPERIENCE BREAKDOWN

Fifth-Year (1) _____ Anderson
Seniors (3) _____ Keegan, Kolwyck, Vaz
Juniors (10) _____ Doolin, Hliboki, Jones,
LaNeve, Maldonado, McElvain, McKenzie,
Noland, Schultz, Young
Sophomores (13) _____ Berkwich, Bradfield Jr., Bradley, Bulger,
Casas, Espinal, Evans, Hansen, Hewett,
Little, Moore, Owen, Reilly
Freshmen (16) _____ Carter, Cunningham, Diaz, Futrell, Ginther,
Gordon, Holton, Hunt, Magrans, Mallory Jr.,
Migliaccio, Polk, Regen, Rogers, Smith, Vastine


2022 TV ROSTER



1
Matthew Polk
Fr. • 5-11 • 180 • R/R
UTL • Long Beach, Calif.




2
Javier Vaz
Sr. • 5-9 • 151 • L/R
IF • Huntsville, Ala.




3
Rob Gordon
Fr. • 6-2 • 176 • R/R
IF • Atlanta, Ga.




5
Anthony Migliaccio
Fr. • 6-1 • 200 • S/R
UTL • Wyandotte, Mich.



6
Tate Kolwyck
Sr. • 5-11 • 195 • R/R
IF • Memphis, Tenn.




9
Carter Young
Sr. • 6-0 • 180 • S/R
IF • Selah, Wash.



10
T.J. McKenzie
Jr. • 6-1 • 180 • R/R
OF • Loxahatchee, Fla.




11
Davis Diaz
Fr. • 5-11 • 170 • R/R
IF • Pittsburg, Calif.




12
Dominic Keegan
Sr. • 6-0 • 210 • R/R
UTL • Methuen, Mass.




13
Jonathan Vastine
Fr. • 5-11 • 165 • L/R
IF • Bartow, Fla.




16
Jack Bulger
So. • 6-0 • 210 • R/R
UTL • Bowie, Md.




17
Ryan Ginther
Fr. • 5-11 • 201 • R/L
LHP • Hendersonville, Tenn.




18
JD Rogers
Fr. • 6-0 • 185 • L/L
OF • Carmel, Ind.



19
Troy LaNeve
Jr. • 6-0 • 210 • L/R
OF • Pittsburgh, Calif.




20
Carter Holton
Fr. • 5-11 • 195 • L/L
LHP • Savannah, Ga.




21
Calvin Hewett
So. • 6-3 • 205 • R/L
OF • Greenland, N.H.




23
Kenny Mallory Jr.
Fr. • 6-3 • 195 • L/L
OF • Lawrenceville, Ga.




25
Parker Noland
Jr. • 6-1 • 200 • L/R
IF • Knoxville, Tenn.




29
Nick Maldonado
Jr. • 6-1 • 205 • R/R
RHP • Short Hills, N.J.




30
Nelson Berkwich
So. • 5-11 • 190 • L/L
LHP • Boca Raton, Fla.



33
Hunter Owen
So. • 6-6 • 240 • R/L
LHP • South Portland, Maine




34
Spencer Jones
Jr. • 6-7 • 225 • L/L
UTL • Encinitas, Calif.




35
Chris McElvain
Jr. • 6-0 • 205 • R/R
RHP • Thompson Station, Tenn.




36
Grayson Moore
So. • 6-3 • 190 • S/R
RHP • Lake Mary, Fla.




39
Gavin Casas
So. • 6-3 • 225 • L/R
IF • Pembroke Pines, Fla.




40
Sam Hliboki
Jr. • 6-3 • 210 • L/R
RHP • Los Angeles, Calif.




42
Christian Little
So. • 6-4 • 210 • R/R
RHP • St. Louis, Mo.




43
Michael Doolin
Jr. • 6-4 • 220 • L/R
RHP • Schererville, Ind.




44
Donye Evans
So. • 6-6 • 220 • R/R
RHP • Decatur, Ga.




45
Alan Espinal
So. • 6-0 • 190 • R/R
C • Viera, Fla.




46
Gage Bradley
So. • 6-3 • 190 • R/R
RHP • Clarksville, Tenn.




48
Christian Smith
OF • Atlanta, Ga.




50
Kyle Magrans
Fr. • 6-3 • 210 • R/R
RHP • Clarksville, Tenn.




51
Enrique Bradfield Jr.
So. • 6-1 • 160 • L/L
OF • Hialeah, Fla.




52
Sam Hunt
Fr. • 6-2 • 205 • S/R
UTL • Minneapolis, Minn.




55
Colton Regen
Fr. • 6-4 • 170 • R/R
RHP • Mt. Juliet, Tenn.



66
Thomas Schultz
Jr. • 6-6 • 225 • R/R
RHP • Mount Carmel, Pa.




77
Brett Hansen
So. • 6-4 • 205 • L/L
LHP • Pleasanton, Calif.




88
Patrick Reilly
So. • 6-3 • 210 • R/R
RHP • Sea Girt, N.J.




95
Devin Futrell
Fr. • 6-5 • 195 • L/L
LHP • Pembroke Pines, Fla.



97
Bryce Cunningham
Fr. • 6-5 • 225 • R/R
RHP • Headland, Ala.



98
Greysen Carter
Fr. • 6-4 • 218 • S/R
RHP • Louisville, Colo.



99
Jack Anderson
5th • 6-5 • 190 • L/R
RHP • Nashville, Tenn.




4
Tim Corbin
Head Coach
20th Season



26
Scott Brown
Associate Head Coach
10th Season



24
Mike Baxter
Assistant Coach
5th Season



49
Tyler Shewmaker
Volunteer Assistant Coach
1st Season