

VandyBoys™



# VANDERBILT®

## 2022 BASEBALL GAME NOTES



Vanderbilt Athletic Communications • 2601 Jess Neely Dr. Nashville, TN 37212  
Baseball Contact: Josh Foster • Cell: 205.213.5091 • Email: joshua.foster@vanderbilt.edu  
VUCommodores.com • Twitter: @VandyBoys

### 2022 SCHEDULE/RESULTS

OVERALL: 18-2 | SEC: 3-0 | H: 13-2 | A: 4-0 | N: 1-0

| FEBRUARY |                   | All Times CT                     |
|----------|-------------------|----------------------------------|
| 18       | #7 Oklahoma State | W, 3-0 Nashville, Tenn.          |
| 19       | #7 Oklahoma State | L, 4-3 Nashville, Tenn.          |
| 20       | #7 Oklahoma State | L, 7-5 Nashville, Tenn.          |
| 22       | North Alabama     | Postponed Nashville, Tenn.       |
| 23       | Evansville        | W, 9-0 (6 inn.) Nashville, Tenn. |
| 25       | Army              | W, 7-2 Nashville, Tenn.          |
| 26       | Army              | W, 10-7 Nashville, Tenn.         |
| 27       | Army              | W, 6-0 Nashville, Tenn.          |

| MARCH |                    |                          |
|-------|--------------------|--------------------------|
| 1     | Central Arkansas   | W, 5-2 Nashville, Tenn.  |
| 4     | at Hawaii          | W, 9-2 Honolulu, Hawaii  |
| 5     | at Hawaii (DH)     | W, 12-1 Honolulu, Hawaii |
| 5     | at Hawaii (DH)     | W, 13-1 Honolulu, Hawaii |
| 6     | at Hawaii          | W, 2-1 Honolulu, Hawaii  |
| 11    | Wagner (DH)        | W, 12-7 Nashville, Tenn. |
| 11    | Wagner (DH)        | W, 13-0 Nashville, Tenn. |
| 13    | Wagner             | W, 15-5 Nashville, Tenn. |
| 15    | Michigan           | W, 5-4 Nashville, Tenn.  |
| 18    | Missouri*          | W, 15-2 Nashville, Tenn. |
| 19    | Missouri*          | W, 6-0 Nashville, Tenn.  |
| 20    | Missouri           | W, 7-4 Nashville, Tenn.  |
| 22    | vs. Belmont^       | W, 13-4 Nashville, Tenn. |
| 25    | at South Carolina* | 7 p.m. Columbia, S.C.    |
| 26    | at South Carolina  | 6 p.m. Columbia, S.C.    |
| 27    | at South Carolina  | 1 p.m. Columbia, S.C.    |
| 29    | vs. Lipscomb^      | 6 p.m. Nashville, Tenn.  |

| APRIL |                  |                          |
|-------|------------------|--------------------------|
| 1     | Tennessee*       | 6 p.m. Nashville, Tenn.  |
| 2     | Tennessee*       | 7 p.m. Nashville, Tenn.  |
| 3     | Tennessee*       | 1 p.m. Nashville, Tenn.  |
| 5     | Austin Peay      | 6 p.m. Nashville, Tenn.  |
| 8     | at Auburn*       | 6 p.m. Auburn, Ala.      |
| 9     | at Auburn*       | 4 p.m. Auburn, Ala.      |
| 10    | at Auburn*       | 1 p.m. Auburn, Ala.      |
| 12    | Western Kentucky | 6 p.m. Nashville, Tenn.  |
| 15    | Florida*         | 6 p.m. Nashville, Tenn.  |
| 16    | Florida*         | 6 p.m. Nashville, Tenn.  |
| 17    | Florida*         | Noon Nashville, Tenn.    |
| 19    | Tennessee Tech   | 6 p.m. Nashville, Tenn.  |
| 22    | at Kentucky*     | 5:30 p.m. Lexington, Ky. |
| 23    | at Kentucky*     | 11 a.m. Lexington, Ky.   |
| 24    | at Kentucky*     | Noon Lexington, Ky.      |
| 28    | Texas A&M*       | 7 p.m. Nashville, Tenn.  |
| 29    | Texas A&M*       | 6 p.m. Nashville, Tenn.  |
| 30    | Texas A&M*       | 2 p.m. Nashville, Tenn.  |

| MAY   |                        |                              |
|-------|------------------------|------------------------------|
| 3     | Louisville             | 6 p.m. Nashville, Tenn.      |
| 6     | at Georgia*            | 5:30 p.m. Athens, Ga.        |
| 7     | at Georgia*            | 1 p.m. Athens, Ga.           |
| 8     | at Georgia*            | Noon Athens, Ga.             |
| 10    | Indiana State          | 6 p.m. Nashville, Tenn.      |
| 13    | at Arkansas*           | 6:30 p.m. Fayetteville, Ark. |
| 14    | at Arkansas*           | 6:30 p.m. Fayetteville, Ark. |
| 15    | at Arkansas*           | 2 p.m. Fayetteville, Ark.    |
| 17    | Middle Tennessee State | 6 p.m. Nashville, Tenn.      |
| 19    | LSU*                   | 6 p.m. Nashville, Tenn.      |
| 20    | LSU*                   | 6 p.m. Nashville, Tenn.      |
| 21    | LSU*                   | 2 p.m. Nashville, Tenn.      |
| 24-29 | SEC Tournament%        | TBA Hoover, Ala.             |

| JUNE  |                      |                 |
|-------|----------------------|-----------------|
| 3-6   | NCAA Regionals       | TBA TBD         |
| 10-12 | NCAA Super Regionals | TBA TBD         |
| 18-25 | College World Series | TBA Omaha, Neb. |

\* Southeastern Conference game

^ First Horizon Park

% Hoover Met Stadium

+ NCAA College World Series (Omaha, Neb.)

GAMES 21-23



#### VANDERBILT

Record: 18-2 Overall, 3-0 SEC

Home / Away / Neutral: 13-2 / 4-0 / 1-0

Rankings: D1: 4 | NCBWA: 1 | Coaches: 3

BA: 6 | CB: 1 | PG: 2

Head Coach: Tim Corbin

Career Record: 926-517-1 (25th)

Record at Vanderbilt: 820-379-1 (20th)



#### SOUTH CAROLINA

Record: 10-10 Overall, 0-3 SEC

Home / Away / Neutral: 9-4 / 0-5 / 1-1

Rankings: D1: -- | NCBWA: -- | Coaches: --

BA: -- | CB: -- | PG: --

Head Coach: Mark Kingston

Career Record: 394-271-1 (13th)

Record at South Carolina: 121-91 (4th)

#### NO. 4 VANDERBILT COMMODORES (18-2, 3-0 SEC) vs. SOUTH CAROLINA (10-10, 0-3 SEC)

March 24-26, 2022 • Columbia, S.C. • Hawkins Field (8,242)

**TRENDING:** Vanderbilt is set to hit to continue a five-game stretch on the road this weekend with a SEC road series at South Carolina.

- Vandy enters the weekend riding a 17-game winning streak. The Commodores are averaging 9.3 runs per contest across the span, while limiting opponents to 2.5 runs per game.
- Vanderbilt has won its last four weekend series after dropping two of three to No. 7 Oklahoma State on Opening Weekend.

**HITTING THE ROAD:** The Commodores are hitting the road for just the second time this season.

- Vanderbilt's first road trip of the campaign came at Hawaii earlier this month. The Commodores took all four games against the Rainbow Warriors, outscoring them 36-5.
- Vandy has played 15 of its 20 games this season at Hawkins Field.

**WEEKLY CONFERENCE HONORS:** The Vanderbilt duo of **Tate Kolwyck** and **Carter Holton** recieved weekly conference honors from the SEC on Monday.

- Kolwyck was named SEC Player of the Week, while Holton was tabbed SEC Co-Freshman of the Week.
- The two become the second and third Commodores to earn SEC weekly honors this year, joining Davis Diaz, who was tabbed SEC Freshman of the Week on March 7.

**THE LONG BALL:** The Commodores have tapped into their power recently after a slow start to the season.

- Vanderbilt has homered in 13 consecutive games, totaling 25 homers across the stretch.
- Tate Kolwyck** has hit five across the span, while **Dominic Keegan** has hit four.
- Vandy owns a 16-1 record this season when hitting at least one home run.

**EMERGENCE OF CASAS:** Sophomore **Gavin Casas** has taken advantage of his opportunities as of late and become a force in the Vanderbilt lineup.

- Casas has started eight of Vanderbilt's last nine games, and owns nine total starts on the season.
- He has reached base safely at least once in each of his starts, while recording multi-hit outings in four games.
- The Pembroke Pines, Florida, native has recorded 14 RBI on the season.

**MIDDLE INNINGS MATTER:** The Commodores have done damage across the middle innings of their contests this season, which have proved to be a real difference.

- Vanderbilt is outscoring its opponents 75-24 across the fourth, fifth and sixth innings.

**SERIES HISTORY:** Thursday's series opener will mark the 98th time that Vanderbilt and South Carolina have met in the all-time history between the two programs.

- The Commodores trail in the all-time series between the two schools, as the Gamecocks own a 58-39 advantage.

**FIRST-YEAR STARTERS:** Vanderbilt fields a young pitching staff this spring, after losing several key arms from the 2021 roster.

- Junior **Chris McElvain** had made only one career start prior to this season, and has started five games so far.
- Junior **Nick Maldonado** has made three starts on the year after having not started any games in his career prior to this season.
- The Commodores have started true freshmen in nine of their 20 games this season, with **Carter Holton** earning five starts and **Devin Futrell** earning four.
- The sophomore duo of **Grayson Moore** and **Hunter Owen** have also made their first career starts this season with one apiece.
- The Commodore returners combined to start just 29 of Vanderbilt's 67 contests last season -- a 43 percent mark.

**SCHULTZ IN THE BACKEND:** After serving as primarily a starter last season, junior right-hander **Thomas Schultz** has embraced a backend bullpen role in 2022.

- Schultz has made a team-high eight appearances this season, while notching four saves to tie for second in the SEC.
- The right-hander has posted scoreless performances in six of his seven appearances on the year.
- He has worked 1.0 inning in six of his seven outings, with a season-high 2.0 frames of work in the series finale at Hawaii.

**SHUTOUT SEASON:** The Vanderbilt pitching staff has recorded five shutouts this season, a total that ties them for first in the SEC.

- The Commodores shutout Oklahoma State on Opening Day, and have also shut out Evansville, Army and Wagner.
- Vanderbilt posted eight shutouts throughout last season, which ranked first in the SEC and tied for third in the country.

**THE KOMMODORES:** The Vanderbilt pitching staff has totaled 201 strikeouts on the season, averaging 12.7 strikeouts per nine innings.

- The Commodores rank third in the nation in strikeouts per nine, while leading the SEC.
- The duo of **Carter Holton** and **Chris McElvain** are both ranked in the top 10 of the SEC in strikeouts. Holton ranks first with 45 and McElvain is tied for fifth with 38.

**IMMEDIATE IMPACT:** The Vanderbilt newcomers have had an immediate impact this season.

- Five freshman pitchers have made at least one appearance this season: **Carter Holton, Devin Futrell, Bryce Cunningham, Ryan Ginther and Greysen Carter.**
- The duo of **Davis Diaz** and **Carter Holton** have had an immediate impact in their first year, and rank high the SEC in several statistical categories.
- | Category     | Player | Rank        |
|--------------|--------|-------------|
| Batting Avg. | Diaz   | .382 (11th) |
| On Base %    | Diaz   | .500 (7th)  |
| Strikeouts   | Holton | 45 (1st)    |
| Opposing BA  | Holton | .111 (2nd)  |

**GETTING IT DONE BOTH WAYS:** The Commodores rank among the tops of the SEC in several statistical categories, in both hitting and pitching.

- Vanderbilt ranks second in the conference in both batting average (.328) and ERA (2.11).
- The Commodore pitchers are also ranked second in the conference in opposing batting average, limiting opposing hitters to a .181 mark.

**HOLTON STEPPING UP:** Freshman **Carter Holton** has stepped into a weekend starting role for the Vanderbilt pitching staff and contributed in a major way.

- Holton has recorded quality starts in four of his five starts this season, while owning a team-high four wins on the year.
- The rookie southpaw leads the SEC in strikeouts with 45 on the campaign.

**PRESEASON SEC HONORS:** Vanderbilt was picked as favorites in the SEC East, while three Commodores were recognized on the coaches' preseason all-conference team.

- The Vandy trio of Enrique Bradfield Jr., Dominic Keegan and Nick Maldonado each received first-team honors.
- The Commodores tied LSU for the most first-team selections in the conference.

**YEAR 20 ON DECK:** Vanderbilt skipper **Tim Corbin** enters his 20th season at the helm of the Commodore baseball program.

- Corbin's record of 820-379-1 (.684) is first all-time in wins at Vanderbilt and first in winning percentage for coaches with 100 games or more.

**THE STREAK CONTINUES:** Vanderbilt's stretch of 15 consecutive NCAA Tournament appearances (2006-21) under head coach **Tim Corbin** is tied for the longest streak by a head coach in SEC history.

- The streak marks the second-longest active stretch in NCAA Division I, trailing only Florida State.
- Corbin is one of three active SEC head coaches to reach the NCAA Tournament 13 or more consecutive times.
- | Coch                  | Streak | Start-End    |
|-----------------------|--------|--------------|
| Tim Corbin            | 15     | 2006-present |
| Dave Van Horn (Ark.)  | 13     | 2003-2015    |
| Skip Bertman (LSU)    | 13     | 1989-2001    |
| Rob Childress (A&M)   | 13     | 2007-2019    |
| Ray Tanner (USC)      | 13     | 2000-2012    |
| Kevin O'Sullivan (UF) | 13     | 2008-present |

**WHAT'S NEXT:** Following the series with South Carolina, Vanderbilt will prepare for a midweek matchup with cross-town foe Lipscomb.

- The Commodores will head to First Horizon Park to face the Bison in the midweek before hosting Tennessee next weekend for a SEC home series.

**VANDERBILT RECORD WHEN ...**

|                                   |              |
|-----------------------------------|--------------|
|                                   | <b>2022</b>  |
| SEC Standing                      | T-1st        |
| SEC East Standing                 | T-1st        |
| Home/Road/Neutral                 | 13-2/4-0/1-0 |
| Day/Night                         | 15-2/3-0     |
| vs. RH/LH starters                | 15-2/3-0     |
| Leading after 6 innings           | 15-0         |
| Tied after 6 innings              | 0-0          |
| Trailing after 6 innings          | 2-2          |
| Leading after 7 innings           | 15-0         |
| Tied after 7 innings              | 0-0          |
| Trailing after 7 innings          | 1-2          |
| Leading after 8 innings           | 15-0         |
| Tied after 8 innings              | 0-1          |
| Trailing after 8 innings          | 1-1          |
| Vanderbilt scores first           | 15-1         |
| Opponents score first             | 3-1          |
| Shutouts                          | 5-0          |
| Scoring less than 3 runs          | 1-0          |
| Scoring 3 to 5 runs               | 3-2          |
| Scoring 6 or more runs            | 14-0         |
| Vanderbilt hits HR/hit 0 HR       | 16-1/2-1     |
| 1-run/2-run games                 | 2-1/0-1      |
| Walk-offs                         | 1-0          |
| Extra innings (home/road/neutral) | 0-0/0-0/0-0  |
| Series openers/finales            | 5-0/4-1      |
| Series W-L (home)                 | 3-1          |
| Series W-L (road)                 | 1-0          |
| Series W-L (neutral)              | 0-0          |
| Series W-L (total)                | 4-1          |
| Three-game sweeps (home/road)     | 3-0/1-0      |
| Come-from-behind-wins             | 5            |

**UPCOMING CAREER MILESTONES**

|                       |                      |
|-----------------------|----------------------|
| Enrique Bradfield Jr. | 150 Hits (124)       |
| Dominic Keegan        | 150 Hits (117)       |
| Chris McElvain        | 150 Strikeouts (103) |
| Parker Noland         | 100 Hits (89)        |
| Carter Young          | 150 Hits (103)       |

**2022 TEAM LEADERS**

|                |                            |
|----------------|----------------------------|
| <b>Batting</b> |                            |
| Hits           | Dominic Keegan (31)        |
| Doubles        | Spencer Jones (9)          |
| Triples        | Carter Young (3)           |
| HR             | Tate Kolwyck (6)           |
| RBIs           | Dominic Keegan (24)        |
| Runs           | Enrique Bradfield Jr. (25) |
| SB             | Enrique Bradfield Jr. (13) |
| BB             | Davis Diaz (15)            |
| AVG            | Dominic Keegan (.437)      |
| OBP            | Dominic Keegan (.518)      |
| SLG            | Dominic Keegan (.789)      |

|                       |                                  |
|-----------------------|----------------------------------|
| <b>Pitching</b>       |                                  |
| ERA (reliever)        | Six players (0.00)               |
| ERA (starter)         | Carter Holton (2.10)             |
| Wins                  | Devin Futrell/Carter Holton (4)  |
| Saves                 | Thomas Schultz (4)               |
| Appearances           | Thomas Schultz (8)               |
| Starts                | Carter Holton/Chris McElvain (5) |
| Innings (reliever)    | Patrick Reilly (19.0)            |
| Innings (starter)     | Carter Holton (30.0)             |
| Strikeouts (reliever) | Patrick Reilly (27)              |
| Strikeouts (starter)  | Carter Holton (45)               |

**VANDERBILT IN THE NATIONAL RANKINGS**

| DATE      | BA | NCBWA | CB | USA | D1 | PG |
|-----------|----|-------|----|-----|----|----|
| Preseason | 2  | 2     | 2  | 2   | 3  | 1  |
| Feb. 21   | 7  | 9     | 4  | 2   | 5  | 5  |
| Feb. 28   | 7  | 6     | 4  | 5   | 5  | 5  |
| March 7   | 7  | 3     | 2  | 2   | 4  | 2  |
| March 14  | 6  | 1     | 1  | 3   | 4  | 2  |
| March 21  | 5  | 1     | 1  | 1   | 4  | 2  |
| March 28  | -- | --    | -- | --  | -- | -- |
| April 4   | -- | --    | -- | --  | -- | -- |
| April 11  | -- | --    | -- | --  | -- | -- |
| April 18  | -- | --    | -- | --  | -- | -- |
| April 25  | -- | --    | -- | --  | -- | -- |
| May 2     | -- | --    | -- | --  | -- | -- |
| May 9     | -- | --    | -- | --  | -- | -- |
| May 16    | -- | --    | -- | --  | -- | -- |
| May 23    | -- | --    | -- | --  | -- | -- |
| May 30    | -- | --    | -- | --  | -- | -- |
| June 6    | -- | --    | -- | --  | -- | -- |
| June 15   | -- | --    | -- | --  | -- | -- |
| FINAL     |    |       |    |     |    |    |

**\*For consistency, Vanderbilt uses the D1Baseball.com (D1) poll as its primary ranking.**

**PROBABLE PITCHING MATCHUP**

| DATE     | OPPONENT       | VANDERBILT STARTER                 | OPPOSING STARTER                   |
|----------|----------------|------------------------------------|------------------------------------|
| March 24 | South Carolina | RHP Chris McElvain (3-0, 2.49 ERA) | RHP Noah Hall (0-3, 8.55 ERA)      |
| March 25 | South Carolina | LHP Carter Holton (4-0, 2.10 ERA)  | RHP Will Sanders (3-1, 3.64 ERA)   |
| March 26 | South Carolina | TBD                                | LHP Matthew Becker (1-1, 2.65 ERA) |

# PITCHING GAME-BY-GAME AND CAREER STATS

## #17 RYAN GINTHER, LHP - FR.

**MOST RECENT APP:** (3/13 vs. Wagner) 1.0, 3 H, 3 R/3 ER, 1 BB/2 K

**IN SEC PLAY (2022):** --

- In-state product who attended Station Camp High School (Hendersonville, Tenn.)
- The top-ranked left-handed pitcher in the state of Tennessee according to Perfect Game
- 2020 Perfect Game All-American Classic participant
- Helped lead Station Camp to a district championship in 2019

2022 SEASON TOTALS

| OPPONENT          | ERA          | W-L-S        | G/GS       | IP         | H        | R        | ER       | BB       | SO       | HR       | NP        |
|-------------------|--------------|--------------|------------|------------|----------|----------|----------|----------|----------|----------|-----------|
| (3/5) at Hawaii-2 | 0.00         | 0-0-0        | 1/0        | 1.0        | 0        | 0        | 0        | 0        | 2        | 0        | 16        |
| (3/13) Wagner     | 13.50        | 0-0-0        | 1/0        | 1.0        | 3        | 3        | 3        | 1        | 2        | 0        | 24        |
| <b>TOTALS</b>     | <b>13.50</b> | <b>0-0-0</b> | <b>1/0</b> | <b>2.0</b> | <b>3</b> | <b>3</b> | <b>3</b> | <b>1</b> | <b>4</b> | <b>0</b> | <b>--</b> |

CAREER TOTALS

| YEAR          | ERA          | W-L        | APP/GS     | SV       | IP         | H        | R        | ER       | BB       | SO       | B/AVG       |
|---------------|--------------|------------|------------|----------|------------|----------|----------|----------|----------|----------|-------------|
| 2022          | 13.50        | 0-0        | 2/0        | 0        | 2.0        | 3        | 3        | 3        | 1        | 4        | .333        |
| <b>TOTALS</b> | <b>13.50</b> | <b>0-0</b> | <b>2/0</b> | <b>0</b> | <b>2.0</b> | <b>3</b> | <b>3</b> | <b>3</b> | <b>1</b> | <b>4</b> | <b>.333</b> |

## #20 CARTER HOLTON, LHP - FR.

**MOST RECENT APP:** (3/20 vs. Missouri) GS, W, 7.0 IP, 3 H, 1 BB/10 K

**IN SEC PLAY (2022):** 1-0, 0.00 ERA (0 ER/7.0 IP), 3 H, 1 BB/10 K

- Nation's top left-handed pitcher according to Perfect Game
- 2020 Perfect Game All-American Classic participant
- Tossed three perfect games and two no-hitters over the course of his high school career
- Drafted in the 19th round of the 2021 MLB Draft by the Milwaukee Brewers out of high school

2022 SEASON TOTALS

| OPPONENT              | ERA         | W-L-S        | G/GS       | IP          | H         | R        | ER       | BB       | SO        | HR       | NP        |
|-----------------------|-------------|--------------|------------|-------------|-----------|----------|----------|----------|-----------|----------|-----------|
| (2/20) Oklahoma State | 9.00        | 0-0-0        | 1/1        | 4.0         | 3         | 4        | 4        | 3        | 7         | 1        | 70        |
| (2/26) Army           | 5.40        | 1-0-0        | 1/1        | 6.0         | 2         | 2        | 2        | 0        | 6         | 1        | 77        |
| (3/5) at Hawaii-1     | 3.71        | 1-0-0        | 1/1        | 7.0         | 2         | 1        | 1        | 1        | 9         | 0        | 90        |
| (3/11) Wagner-2       | 2.74        | 1-0-0        | 1/1        | 6.0         | 1         | 0        | 0        | 1        | 13        | 0        | 83        |
| (3/19) Missouri       | 2.10        | 1-0-0        | 1/1        | 7.0         | 3         | 0        | 0        | 1        | 10        | 0        | 109       |
| <b>TOTALS</b>         | <b>2.10</b> | <b>4-0-0</b> | <b>5/5</b> | <b>30.0</b> | <b>11</b> | <b>7</b> | <b>7</b> | <b>6</b> | <b>45</b> | <b>2</b> | <b>--</b> |

CAREER TOTALS

| YEAR          | ERA         | W-L        | APP/GS     | SV       | IP          | H         | R        | ER       | BB       | SO        | B/AVG       |
|---------------|-------------|------------|------------|----------|-------------|-----------|----------|----------|----------|-----------|-------------|
| 2022          | 2.10        | 4-0        | 5/5        | 0        | 30.0        | 11        | 7        | 7        | 6        | 45        | .111        |
| <b>TOTALS</b> | <b>2.10</b> | <b>4-0</b> | <b>5/5</b> | <b>0</b> | <b>30.0</b> | <b>11</b> | <b>7</b> | <b>7</b> | <b>6</b> | <b>45</b> | <b>.111</b> |

## #29 NICK MALDONADO, RHP - JR.

**MOST RECENT APP:** (3/6 at Hawaii) GS, 4.0 IP, 2 H, 1 R/0 ER, 2 BB/1 K

**IN SEC PLAY (2022):** --

- Made a team-high 28 appearances in 2021
- Sported a 2.31 ERA last season -- the lowest of all Commodore relief pitchers
- Tied for the team lead in saves with nine last campaign
- Majoring in human and organizational development

2022 SEASON TOTALS

| OPPONENT              | ERA         | W-L-S        | G/GS       | IP          | H         | R        | ER       | BB       | SO       | HR       | NP        |
|-----------------------|-------------|--------------|------------|-------------|-----------|----------|----------|----------|----------|----------|-----------|
| (2/19) Oklahoma State | 4.50        | 0-1-0        | 1/1        | 4.0         | 6         | 4        | 2        | 1        | 3        | 0        | 68        |
| (2/27) Army           | 2.25        | 1-0-0        | 1/1        | 4.0         | 4         | 0        | 0        | 1        | 3        | 0        | 67        |
| (3/6) at Hawaii       | 1.50        | 0-0-0        | 1/1        | 4.0         | 2         | 1        | 0        | 2        | 1        | 0        | 50        |
| <b>TOTALS</b>         | <b>1.50</b> | <b>1-1-0</b> | <b>3/3</b> | <b>12.0</b> | <b>12</b> | <b>5</b> | <b>2</b> | <b>4</b> | <b>7</b> | <b>0</b> | <b>--</b> |

2021 SEASON TOTALS

| OPPONENT                     | ERA         | W-L-S        | G/GS        | IP          | H         | R         | ER        | BB       | SO        | HR       | NP        |
|------------------------------|-------------|--------------|-------------|-------------|-----------|-----------|-----------|----------|-----------|----------|-----------|
| (2/22) Wright State-2        | 0.00        | 0-0-0        | 1/0         | 1.0         | 0         | 0         | 0         | 2        | 1         | 0        | 27        |
| (2/26) Georgia State         | 0.00        | 0-0-0        | 1/0         | 1.2         | 0         | 0         | 0         | 0        | 1         | 0        | 14        |
| (2/28) Georgia State-1       | 0.00        | 0-0-0        | 1/0         | 1.2         | 0         | 0         | 0         | 0        | 2         | 0        | 19        |
| (3/7) Illinois-Chicago       | 0.00        | 0-0-0        | 1/0         | 1.0         | 2         | 0         | 0         | 0        | 2         | 0        | 25        |
| (3/13) at Oklahoma State     | 0.00        | 0-0-0        | 1/0         | 1.0         | 0         | 0         | 0         | 0        | 2         | 0        | 10        |
| (3/16) Belmont               | 0.00        | 0-0-1        | 1/0         | 1.0         | 1         | 0         | 0         | 0        | 1         | 0        | 14        |
| (3/21) South Carolina        | 2.16        | 0-1-0        | 1/0         | 1.0         | 2         | 2         | 2         | 0        | 2         | 0        | 15        |
| (3/27) at Missouri           | 1.59        | 0-0-0        | 1/0         | 3.0         | 1         | 0         | 0         | 0        | 4         | 0        | 37        |
| (4/2) at LSU                 | 1.26        | 0-0-1        | 1/0         | 3.0         | 1         | 0         | 0         | 1        | 4         | 0        | 39        |
| (4/8) Georgia                | 1.17        | 0-0-0        | 1/0         | 1.0         | 0         | 0         | 0         | 0        | 1         | 0        | 12        |
| (4/9) Georgia                | 1.10        | 1-0-0        | 1/0         | 1.0         | 1         | 0         | 0         | 0        | 1         | 0        | 10        |
| (4/16) at Tennessee          | 0.98        | 0-0-0        | 1/0         | 2.0         | 0         | 0         | 0         | 0        | 2         | 0        | 30        |
| (4/18) at Tennessee          | 0.90        | 0-0-0        | 1/0         | 1.2         | 0         | 0         | 0         | 0        | 2         | 0        | 13        |
| (4/25) Mississippi State     | 0.77        | 0-0-1        | 1/0         | 3.1         | 0         | 0         | 0         | 1        | 4         | 0        | 33        |
| (4/30) at Florida            | 0.72        | 0-0-0        | 1/0         | 1.2         | 2         | 0         | 0         | 0        | 4         | 0        | 37        |
| (5/7) Alabama                | 0.66        | 0-0-1        | 1/0         | 2.1         | 1         | 0         | 0         | 1        | 1         | 0        | 33        |
| (5/11) North Alabama         | 0.64        | 0-0-1        | 1/0         | 1.0         | 1         | 0         | 0         | 0        | 0         | 0        | 15        |
| (5/16) at Ole Miss           | 1.15        | 0-0-0        | 1/0         | 3.0         | 4         | 2         | 2         | 0        | 1         | 1        | 39        |
| (5/21) Kentucky              | 1.11        | 0-0-0        | 1/0         | 1.0         | 2         | 0         | 0         | 0        | 1         | 0        | 20        |
| (5/22) Kentucky              | 2.12        | 0-1-0        | 1/0         | 1.2         | 4         | 4         | 4         | 0        | 3         | 1        | 35        |
| (5/28) vs. Ole Miss          | 2.23        | 0-0-0        | 1/0         | 2.1         | 1         | 1         | 1         | 0        | 3         | 1        | 28        |
| (6/5) Georgia Tech           | 2.52        | 0-0-1        | 1/0         | 3.0         | 1         | 2         | 2         | 1        | 4         | 1        | 47        |
| (6/6) vs. Georgia Tech       | 2.50        | 0-0-1        | 1/0         | 0.1         | 0         | 0         | 0         | 0        | 0         | 0        | 3         |
| (6/11) East Carolina         | 2.47        | 0-0-0        | 1/0         | 0.1         | 0         | 0         | 0         | 0        | 0         | 0        | 4         |
| (6/12) vs. East Carolina     | 2.36        | 0-0-1        | 1/0         | 2.0         | 0         | 0         | 0         | 0        | 2         | 0        | 21        |
| (6/19) vs. Arizona           | 2.42        | 0-0-0        | 1/0         | 2.2         | 2         | 1         | 1         | 0        | 4         | 0        | 48        |
| (6/23) vs. Stanford          | 2.45        | 0-0-0        | 1/0         | 3.0         | 4         | 1         | 1         | 1        | 3         | 0        | 51        |
| (6/28) vs. Mississippi State | 2.31        | 0-0-1        | 1/0         | 3.0         | 2         | 0         | 0         | 0        | 4         | 0        | 46        |
| <b>TOTALS</b>                | <b>2.31</b> | <b>1-2-9</b> | <b>28/0</b> | <b>50.2</b> | <b>32</b> | <b>13</b> | <b>13</b> | <b>7</b> | <b>59</b> | <b>4</b> | <b>--</b> |

2020 SEASON TOTALS

| OPPONENT               | ERA         | W-L-S        | G/GS       | IP         | H        | R        | ER       | BB       | SO       | HR       | NP        |
|------------------------|-------------|--------------|------------|------------|----------|----------|----------|----------|----------|----------|-----------|
| (2/16) vs. Cal Poly    | 0.00        | 0-0-0        | 1/0        | 2.0        | 1        | 0        | 0        | 0        | 0        | 0        | 23        |
| (2/26) Saint Louis     | 4.50        | 0-0-0        | 1/0        | 2.0        | 6        | 2        | 2        | 0        | 5        | 0        | 42        |
| (3/3) Central Arkansas | 3.00        | 0-0-0        | 1/0        | 2.0        | 0        | 0        | 0        | 1        | 1        | 0        | 23        |
| (3/11) Toledo          | 2.70        | 0-0-0        | 1/0        | 0.2        | 0        | 0        | 0        | 0        | 0        | 0        | 8         |
| <b>TOTALS</b>          | <b>2.70</b> | <b>0-0-0</b> | <b>4/0</b> | <b>6.2</b> | <b>7</b> | <b>2</b> | <b>2</b> | <b>1</b> | <b>6</b> | <b>0</b> | <b>--</b> |

CAREER TOTALS

| YEAR          | ERA         | W-L        | APP/GS      | SV       | IP          | H         | R         | ER        | BB        | SO        | B/AVG       |
|---------------|-------------|------------|-------------|----------|-------------|-----------|-----------|-----------|-----------|-----------|-------------|
| 2020          | 2.70        | 0-0        | 4/0         | 0        | 6.2         | 7         | 2         | 2         | 1         | 6         | .269        |
| 2021          | 2.31        | 1-2        | 28/0        | 9        | 50.2        | 32        | 13        | 13        | 7         | 59        | .173        |
| 2022          | 1.50        | 1-1        | 3/3         | 0        | 12.0        | 12        | 5         | 2         | 4         | 7         | .267        |
| <b>TOTALS</b> | <b>2.21</b> | <b>2-3</b> | <b>35/3</b> | <b>9</b> | <b>69.1</b> | <b>51</b> | <b>20</b> | <b>17</b> | <b>12</b> | <b>72</b> | <b>.199</b> |

# PITCHING GAME-BY-GAME AND CAREER STATS

## #30 NELSON BERKWICH, LHP - SO.

**MOST RECENT APP:** (3/18 vs. Missouri) W, 1.1 IP, 1 H, 3 K

**IN SEC PLAY (2022):** 1-0, 0.00 ERA (0 ER/1.1 IP), 1 H, 3 K

- Nation's 17th-best left-handed pitcher by Perfect Game
- 25-4 career record at American Heritage across 212.0 career innings
- 2017 USA Baseball Gold Medalist
- Majoring in human and organizational development

### 2022 SEASON TOTALS

| OPPONENT               | ERA         | W-L-S        | G/GS       | IP         | H        | R        | ER       | BB       | SO       | HR       | NP        |
|------------------------|-------------|--------------|------------|------------|----------|----------|----------|----------|----------|----------|-----------|
| (2/19) Oklahoma State  | 0.00        | 0-0-0        | 1/0        | 1.0        | 0        | 0        | 0        | 0        | 0        | 0        | 13        |
| (2/25) Army            | 0.00        | 0-0-0        | 1/0        | 0.1        | 0        | 0        | 0        | 0        | 1        | 0        | 5         |
| (3/1) Central Arkansas | 0.00        | 0-0-0        | 1/0        | 0.0        | 0        | 1        | 0        | 1        | 0        | 0        | 13        |
| (3/15) Michigan        | 0.00        | 0-0-0        | 1/0        | 1.0        | 0        | 0        | 0        | 0        | 2        | 0        | 18        |
| (3/20) Missouri        | 0.00        | 1-0-0        | 1/0        | 1.1        | 1        | 0        | 0        | 0        | 3        | 0        | 21        |
| <b>TOTALS</b>          | <b>0.00</b> | <b>1-0-0</b> | <b>5/0</b> | <b>3.2</b> | <b>1</b> | <b>1</b> | <b>0</b> | <b>1</b> | <b>6</b> | <b>0</b> | <b>--</b> |

### 2021 SEASON TOTALS

| OPPONENT                     | ERA         | W-L-S        | G/GS        | IP          | H         | R        | ER       | BB       | SO        | HR       | NP        |
|------------------------------|-------------|--------------|-------------|-------------|-----------|----------|----------|----------|-----------|----------|-----------|
| (2/28) Georgia State-2       | 9.00        | 0-0-0        | 1/0         | 1.0         | 2         | 1        | 1        | 0        | 0         | 0        | 17        |
| (3/26) at Missouri           | 4.50        | 0-0-0        | 1/0         | 1.0         | 2         | 3        | 0        | 1        | 1         | 1        | 24        |
| (4/20) Austin Peay           | 3.00        | 0-0-0        | 1/0         | 1.0         | 0         | 0        | 0        | 0        | 2         | 0        | 8         |
| (4/24) Mississippi State     | 2.25        | 0-0-0        | 1/0         | 1.0         | 1         | 0        | 0        | 0        | 1         | 0        | 14        |
| (4/30) at Florida            | 6.23        | 0-0-0        | 1/0         | 0.1         | 3         | 3        | 2        | 0        | 1         | 1        | 16        |
| (5/4) at Louisville          | 4.26        | 0-0-0        | 1/0         | 2.0         | 0         | 0        | 0        | 0        | 2         | 0        | 24        |
| (5/11) North Alabama         | 3.24        | 1-0-0        | 1/0         | 2.0         | 0         | 0        | 0        | 1        | 2         | 0        | 37        |
| (5/18) Florida International | 2.79        | 0-0-0        | 1/0         | 1.1         | 1         | 0        | 0        | 0        | 4         | 0        | 19        |
| (5/27) vs. Arkansas          | 2.31        | 0-0-0        | 1/0         | 2.0         | 1         | 0        | 0        | 1        | 1         | 0        | 33        |
| (6/29) vs. Mississippi State | 3.07        | 0-0-0        | 1/0         | 3.0         | 6         | 2        | 2        | 0        | 5         | 0        | 55        |
| <b>TOTALS</b>                | <b>3.07</b> | <b>1-0-0</b> | <b>10/0</b> | <b>14.2</b> | <b>16</b> | <b>9</b> | <b>5</b> | <b>3</b> | <b>19</b> | <b>2</b> | <b>--</b> |

### CAREER TOTALS

| YEAR          | ERA         | W-L        | APP/GS      | SV       | IP          | H         | R         | ER       | BB       | SO        | B/AVG       |
|---------------|-------------|------------|-------------|----------|-------------|-----------|-----------|----------|----------|-----------|-------------|
| 2021          | 3.07        | 1-0        | 10/0        | 0        | 14.2        | 16        | 9         | 5        | 3        | 19        | .267        |
| 2022          | 0.00        | 1-0        | 5/0         | 0        | 3.2         | 1         | 1         | 0        | 1        | 6         | .077        |
| <b>TOTALS</b> | <b>2.65</b> | <b>2-0</b> | <b>15/0</b> | <b>0</b> | <b>18.1</b> | <b>17</b> | <b>10</b> | <b>5</b> | <b>4</b> | <b>25</b> | <b>.233</b> |

## #33 HUNTER OWEN, LHP - SO.

**MOST RECENT APP:** (3/20 vs. Missouri) GS, 3.1 IP, 3 H, 4 R/4 ER, 2 BB/5 K

**IN SEC PLAY (2022):** 0-0, 10.80 ERA (4 ER/3.1 IP), 3 H, 2 BB/5 K

- Maine's top-ranked overall player and southpaw according to Perfect Game
- 2019 Gatorade State Player of the Year in Maine
- Multi-sport athlete who competed in football for two years and basketball for four seasons
- Undeclared major

### 2022 SEASON TOTALS

| OPPONENT              | ERA         | W-L-S        | G/GS       | IP          | H         | R        | ER       | BB       | SO        | HR       | NP        |
|-----------------------|-------------|--------------|------------|-------------|-----------|----------|----------|----------|-----------|----------|-----------|
| (2/20) Oklahoma State | 3.00        | 0-0-0        | 1/0        | 3.0         | 5         | 1        | 1        | 0        | 6         | 0        | 46        |
| (2/27) Army           | 1.29        | 0-0-0        | 1/0        | 4.0         | 1         | 0        | 0        | 1        | 6         | 0        | 62        |
| (3/5) at Hawaii-2     | 0.90        | 1-0-0        | 1/0        | 3.0         | 1         | 0        | 0        | 2        | 6         | 0        | 49        |
| (3/20) Missouri       | 3.12        | 0-0-0        | 1/1        | 3.1         | 3         | 4        | 4        | 2        | 5         | 0        | 65        |
| <b>TOTALS</b>         | <b>3.12</b> | <b>1-0-0</b> | <b>4/1</b> | <b>17.1</b> | <b>14</b> | <b>6</b> | <b>6</b> | <b>6</b> | <b>27</b> | <b>0</b> | <b>--</b> |

### 2021 SEASON TOTALS

| OPPONENT                     | ERA          | W-L-S        | G/GS        | IP          | H         | R         | ER        | BB        | SO        | HR       | NP        |
|------------------------------|--------------|--------------|-------------|-------------|-----------|-----------|-----------|-----------|-----------|----------|-----------|
| (2/24) Western Kentucky      | 0.00         | 0-0-0        | 1/0         | 2.0         | 1         | 0         | 0         | 0         | 4         | 0        | 32        |
| (2/28) Georgia State-1       | 5.40         | 0-0-0        | 1/0         | 1.1         | 1         | 2         | 2         | 2         | 1         | 0        | 26        |
| (3/13) at Oklahoma State-2   | 4.15         | 0-0-0        | 1/0         | 1.0         | 0         | 0         | 0         | 2         | 0         | 0        | 20        |
| (4/6) UT-Martin              | 4.26         | 0-0-0        | 1/0         | 2.0         | 2         | 1         | 1         | 2         | 3         | 0        | 34        |
| (4/10) Georgia               | 4.05         | 0-0-0        | 1/0         | 0.1         | 1         | 0         | 0         | 0         | 0         | 0        | 6         |
| (4/13) Eastern Kentucky      | 4.70         | 0-0-0        | 1/0         | 1.0         | 3         | 1         | 1         | 0         | 1         | 0        | 26        |
| (4/18) at Tennessee          | 4.50         | 0-0-0        | 1/0         | 0.1         | 0         | 0         | 0         | 0         | 0         | 0        | 3         |
| (4/20) Austin Peay           | 4.00         | 0-0-0        | 1/0         | 1.0         | 0         | 0         | 0         | 2         | 1         | 0        | 19        |
| (4/24) Mississippi State     | 5.73         | 0-0-0        | 1/0         | 2.0         | 3         | 3         | 3         | 2         | 2         | 0        | 42        |
| (5/1) at Florida             | 6.92         | 0-0-0        | 1/0         | 2.0         | 4         | 4         | 3         | 2         | 1         | 1        | 40        |
| (5/4) at Louisville          | 6.43         | 0-0-0        | 1/0         | 1.0         | 0         | 0         | 0         | 0         | 1         | 0        | 15        |
| (5/11) North Alabama         | 6.00         | 0-0-0        | 1/0         | 1.0         | 1         | 0         | 0         | 0         | 3         | 0        | 16        |
| (5/16) at Ole Miss           | 8.04         | 0-0-0        | 1/0         | 0.2         | 3         | 6         | 4         | 1         | 0         | 2        | 19        |
| (6/29) vs. Mississippi State | 10.26        | 0-0-0        | 1/0         | 1.0         | 3         | 5         | 5         | 2         | 2         | 0        | 40        |
| <b>TOTALS</b>                | <b>10.26</b> | <b>0-0-0</b> | <b>14/0</b> | <b>16.2</b> | <b>22</b> | <b>22</b> | <b>19</b> | <b>15</b> | <b>19</b> | <b>3</b> | <b>--</b> |

### CAREER TOTALS

| YEAR          | ERA         | W-L        | APP/GS      | SV       | IP          | H         | R         | ER        | BB        | SO        | B/AVG       |
|---------------|-------------|------------|-------------|----------|-------------|-----------|-----------|-----------|-----------|-----------|-------------|
| 2021          | 10.26       | 0-0        | 14/0        | 0        | 16.2        | 22        | 22        | 19        | 15        | 19        | .314        |
| 2022          | 3.12        | 2-0        | 5/1         | 0        | 17.1        | 14        | 6         | 6         | 6         | 27        | .219        |
| <b>TOTALS</b> | <b>6.62</b> | <b>2-0</b> | <b>19/1</b> | <b>0</b> | <b>34.0</b> | <b>36</b> | <b>28</b> | <b>25</b> | <b>21</b> | <b>46</b> | <b>.269</b> |

## #35 CHRIS MCELVAIN, RHP - JR.

**MOST RECENT APP:** (3/18 vs. Missouri) GS, W, 6.0 IP, 2 H, 2 R/2 ER, 1 BB/8 K

**IN SEC PLAY (2022):** 1-0, 3.00 ERA (2 ER/6.0 IP), 2 H, 1 BB/ 8 K

- Tallied five wins last campaign, which placed him third on the squad
- Registered 58 strikeouts in 2021, good for third-best amongst Commodore relievers
- Helped Summit High School (Thompson Station, Tenn.) to a pair of state final fours
- Majoring in medicine, health and society

### 2022 SEASON TOTALS

| OPPONENT              | ERA         | W-L-S        | G/GS       | IP          | H         | R         | ER       | BB       | SO        | HR       | NP        |
|-----------------------|-------------|--------------|------------|-------------|-----------|-----------|----------|----------|-----------|----------|-----------|
| (2/18) Oklahoma State | 0.00        | 1-0-0        | 1/1        | 4.0         | 4         | 0         | 0        | 1        | 10        | 0        | 79        |
| (2/25) Army           | 0.00        | 0-0-0        | 1/1        | 4.2         | 2         | 2         | 0        | 3        | 5         | 0        | 87        |
| (3/4) at Hawaii       | 1.15        | 1-0-0        | 1/1        | 7.0         | 3         | 2         | 2        | 1        | 13        | 0        | 92        |
| (3/11) Wagner-1       | 2.33        | 0-0-0        | 1/1        | 3.2         | 7         | 6         | 3        | 1        | 2         | 0        | 74        |
| (3/18) Missouri       | 2.49        | 1-0-0        | 1/1        | 6.0         | 2         | 2         | 2        | 1        | 8         | 2        | 92        |
| <b>TOTALS</b>         | <b>2.49</b> | <b>3-0-0</b> | <b>5/5</b> | <b>25.1</b> | <b>18</b> | <b>12</b> | <b>7</b> | <b>7</b> | <b>38</b> | <b>2</b> | <b>--</b> |

### 2021 SEASON TOTALS

| OPPONENT                     | ERA         | W-L-S        | G/GS        | IP          | H         | R         | ER        | BB        | SO        | HR       | NP        |
|------------------------------|-------------|--------------|-------------|-------------|-----------|-----------|-----------|-----------|-----------|----------|-----------|
| (2/22) Wright State-1        | 3.00        | 0-0-1        | 1/0         | 3.0         | 3         | 1         | 1         | 1         | 5         | 0        | 55        |
| (2/27) Georgia State         | 6.75        | 0-0-0        | 1/0         | 2.1         | 2         | 3         | 3         | 1         | 2         | 0        | 36        |
| (3/5) Illinois-Chicago       | 5.68        | 0-0-0        | 1/0         | 1.0         | 0         | 0         | 0         | 1         | 1         | 0        | 19        |
| (3/9) Memphis                | 4.91        | 0-0-0        | 1/0         | 1.0         | 1         | 0         | 0         | 2         | 2         | 0        | 27        |
| (3/14) at Oklahoma State     | 4.32        | 0-0-0        | 1/0         | 1.0         | 0         | 0         | 0         | 0         | 2         | 0        | 12        |
| (3/23) Lipscomb              | 3.86        | 0-0-0        | 1/0         | 1.0         | 0         | 0         | 0         | 1         | 3         | 0        | 23        |
| (3/26) at Missouri           | 3.48        | 0-0-0        | 1/0         | 1.0         | 0         | 0         | 0         | 1         | 3         | 0        | 21        |
| (4/6) UT-Martin              | 2.92        | 1-0-0        | 1/0         | 2.0         | 0         | 0         | 0         | 0         | 4         | 0        | 29        |
| (4/10) Georgia               | 3.31        | 0-0-0        | 1/0         | 4.0         | 2         | 2         | 2         | 1         | 2         | 0        | 49        |
| (4/18) at Tennessee          | 3.54        | 1-0-0        | 1/0         | 4.0         | 3         | 2         | 2         | 2         | 4         | 2        | 66        |
| (4/25) Mississippi State     | 3.16        | 1-0-0        | 1/0         | 5.1         | 5         | 1         | 1         | 2         | 4         | 1        | 77        |
| (5/2) at Florida             | 4.40        | 0-1-0        | 1/1         | 3.0         | 5         | 5         | 5         | 4         | 4         | 0        | 80        |
| (5/8) Alabama                | 4.11        | 0-0-0        | 1/0         | 2.0         | 1         | 0         | 0         | 0         | 1         | 0        | 21        |
| (5/15) at Ole Miss           | 4.01        | 0-0-1        | 1/0         | 3.0         | 3         | 1         | 1         | 2         | 4         | 0        | 53        |
| (5/21) Kentucky              | 3.86        | 1-0-0        | 1/0         | 1.1         | 2         | 0         | 0         | 0         | 0         | 0        | 15        |
| (5/22) Kentucky              | 3.72        | 0-0-0        | 1/0         | 1.1         | 0         | 0         | 0         | 2         | 1         | 0        | 29        |
| (5/27) vs. Arkansas          | 3.79        | 0-0-0        | 1/0         | 1.2         | 1         | 1         | 1         | 1         | 1         | 0        | 36        |
| (6/6) Georgia Tech           | 4.02        | 0-0-0        | 1/0         | 2.1         | 3         | 2         | 2         | 1         | 6         | 1        | 49        |
| (6/19) vs. Arizona           | 3.92        | 1-0-0        | 1/0         | 1.0         | 1         | 0         | 0         | 0         | 2         | 0        | 13        |
| (6/23) vs. Stanford          | 3.77        | 0-0-0        | 1/0         | 1.2         | 2         | 0         | 0         | 1         | 3         | 0        | 30        |
| (6/25) vs. NC State          | 3.71        | 0-0-0        | 1/0         | 0.2         | 1         | 0         | 0         | 1         | 1         | 0        | 18        |
| (6/30) vs. Mississippi State | 4.34        | 0-0-0        | 1/0         | 2.0         | 4         | 4         | 4         | 3         | 3         | 2        | 45        |
| <b>TOTALS</b>                | <b>4.34</b> | <b>5-1-2</b> | <b>22/1</b> | <b>45.2</b> | <b>39</b> | <b>22</b> | <b>22</b> | <b>27</b> | <b>58</b> | <b>6</b> | <b>--</b> |

### 2020 SEASON TOTALS

| OPPONENT                | ERA         | W-L-S        | G/GS       | IP         | H        | R        | ER       | BB       | SO       | HR       | NP        |
|-------------------------|-------------|--------------|------------|------------|----------|----------|----------|----------|----------|----------|-----------|
| (2/16) vs. Cal Poly     | 15.43       | 0-0-0        | 1/0        | 2.1        | 4        | 4        | 4        | 2        | 0        | 0        | 53        |
| (2/21) Illinois-Chicago | 10.80       | 0-0-0        | 1/0        | 1.0        | 1        | 0        | 0        | 1        | 1        | 0        | 17        |
| (2/25) Evansville       | 6.75        | 0-0-0        | 1/0        | 2.0        | 0        | 0        | 0        | 0        | 0        | 0        | 27        |
| (2/29) Hawaii           | 6.14        | 0-0-0        | 1/0        | 2.0        | 2        | 1        | 1        | 0        | 3        | 0        | 33        |
| (3/3) Central Arkansas  | 5.40        | 0-0-0        | 1/0        | 1.0        | 1        | 0        | 0        | 0        | 2        | 0        | 18        |
| (3/11) Toledo           | 4.82        | 0-0-0        | 1/0        | 1.0        | 0        | 0        | 0        | 1        | 1        | 0        | 16        |
| <b>TOTALS</b>           | <b>4.82</b> | <b>0-0-0</b> | <b>6/0</b> | <b>9.1</b> | <b>8</b> | <b>5</b> | <b>5</b> | <b>4</b> | <b>7</b> | <b>0</b> | <b>--</b> |

### CAREER TOTALS

| YEAR          | ERA         | W-L        | APP/GS      | SV       | IP          | H         | R         | ER        | BB        | SO         | B/AVG       |
|---------------|-------------|------------|-------------|----------|-------------|-----------|-----------|-----------|-----------|------------|-------------|
| 2020          | 4.82        | 0-0        | 6/0         | 0        | 9.1         | 8         | 5         | 5         | 4         | 7          | .222        |
| 2021          | 4.34        | 5-1        | 22/1        | 2        | 45.2        | 39        | 22        | 22        | 27        | 58         | .232        |
| 2022          | 2.49        | 3-0        | 5/5         | 0        | 25.1        | 18        | 12        | 7         | 7         | 38         | .191        |
| <b>TOTALS</b> | <b>3.81</b> | <b>8-1</b> | <b>33/6</b> | <b>2</b> | <b>80.1</b> | <b>65</b> | <b>39</b> | <b>34</b> | <b>38</b> | <b>103</b> | <b>.218</b> |

## #36 GRAYSON MOORE, RHP - SO.

**MOST RECENT APP:** (3/22 vs. Belmont) 2.0 IP, 1 H, 2 K

**IN SEC PLAY (2022):** --

- 1.50 ERA across 17.2 innings during his shortened senior season
- Led Lake Mary High School (Lake Mary, Fla.) to a conference championship and District 9A championship in 2018
- Spanish Honor Society and National Honor Society member
- Undeclared major

### 2022 SEASON TOTALS

| OPPONENT               | ERA         | W-L-S        | G/GS       | IP         | H        | R        | ER       | BB       | SO        | HR       | NP        |
|------------------------|-------------|--------------|------------|------------|----------|----------|----------|----------|-----------|----------|-----------|
| (2/19) Oklahoma State  | 0.00        | 0-0-0        | 1/0        | 3.0        | 0        | 0        | 0        | 1        | 5         | 0        | 48        |
| (3/1) Central Arkansas | 0.00        | 0-0-0        | 1/0        | 2.0        | 3        | 1        | 0        | 1        | 3         | 0        | 35        |
| (3/4) at Hawaii        | 0.00        | 0-0-0        | 1/0        | 2.0        | 1        | 0        | 0        | 0        | 2         | 0        | 25        |
| (3/13) Wagner          | 0.00        | 0-0-0        | 1/1        | 2.0        | 1        | 0        | 0        | 2        | 3         | 0        | 33        |
| (3/22) vs. Belmont     | 0.00        | 0-0-0        | 1/0        | 2.0        | 1        | 0        | 0        | 0        | 2         | 0        | 21        |
| <b>TOTALS</b>          | <b>0.00</b> | <b>0-0-0</b> | <b>4/1</b> | <b>2.0</b> | <b>5</b> | <b>1</b> | <b>0</b> | <b>4</b> | <b>13</b> | <b>0</b> | <b>--</b> |

### 2021 SEASON TOTALS

| OPPONENT                | ERA  | W-L-S | G/GS | IP  | H | R | ER | BB | SO | HR | NP |
|-------------------------|------|-------|------|-----|---|---|----|----|----|----|----|
| (2/24) Western Kentucky | 0.00 | 0-0-0 | 1/0  | 1.0 | 0 | 0 | 0  | 1  | 2  | 0  | 18 |
| (2/28) Georgia State-1  | 0.00 | 0-0-0 | 1/0  | 1.0 | 0 | 0 | 0  | 2  | 0  | 0  | 17 |
| (3/5) Illinois-Chicago  | 0.00 | 0-0-0 | 1/0  | 1.0 | 1 | 0 | 0  | 1  | 0  | 0  | 22 |
| (4/8) Georgia           | 5.40 | 0-0-0 | 1/0  | 2.0 | 4 | 5 | 3  | 0  | 2  | 4  | 31 |
| (5/18) FIU              | 9.00 | 0-0-0 | 1/0  | 1.0 | 3 | 3 | 3  | 0  | 2  | 1  | 28 |
| TOTALS                  | 9.00 | 0-0-0 | 5/0  | 6.0 | 8 | 8 | 6  | 4  | 6  | 5  | -- |

# PITCHING GAME-BY-GAME AND CAREER STATS

## #40 SAM HLIBOKI, RHP - JR.

**MOST RECENT APP:** --

**IN SEC PLAY (2022):** --

- Suffered a season-ending injury during April 2021
- 2019 Daily News Pitcher of the Year
- Went 9-1 with a 1.37 ERA and 0.78 WHIP in 72 innings as senior at Harvard-Westlake (Los Angeles, Calif.)
- Majoring in human and organizational development

2021 SEASON TOTALS

| OPPONENT                   | ERA  | W-L-S | G/GS | IP   | H  | R | ER | BB | SO | HR | NP |
|----------------------------|------|-------|------|------|----|---|----|----|----|----|----|
| (2/22) Wright State -1     | 0.00 | 0-0-0 | 1/0  | 2.0  | 1  | 0 | 0  | 1  | 2  | 0  | 38 |
| (2/27) Georgia State       | 1.50 | 0-0-0 | 1/1  | 4.0  | 4  | 1 | 1  | 0  | 7  | 1  | 68 |
| (3/6) Illinois-Chicago     | 2.25 | 0-0-0 | 1/0  | 2.0  | 2  | 1 | 1  | 0  | 2  | 0  | 34 |
| (3/13) at Oklahoma State-2 | 3.60 | 0-0-0 | 1/0  | 2.0  | 3  | 2 | 2  | 1  | 2  | 1  | 37 |
| (3/16) Belmont             | 3.75 | 0-0-0 | 1/0  | 2.0  | 1  | 1 | 1  | 1  | 2  | 0  | 28 |
| (3/23) Lipscomb            | 3.38 | 0-0-0 | 1/0  | 1.1  | 0  | 0 | 0  | 0  | 1  | 0  | 24 |
| (3/25) at Missouri         | 2.76 | 0-0-1 | 1/0  | 3.0  | 2  | 0 | 0  | 1  | 1  | 0  | 41 |
| (4/1) at LSU               | 2.33 | 0-0-1 | 1/0  | 3.0  | 0  | 0 | 0  | 0  | 1  | 0  | 32 |
| (4/10) Georgia             | 2.70 | 0-0-0 | 1/0  | 0.2  | 2  | 1 | 1  | 0  | 2  | 0  | 15 |
| TOTALS                     | 2.70 | 0-0-2 | 9/1  | 20.0 | 15 | 6 | 6  | 4  | 20 | 2  | -- |

2020 SEASON TOTALS

| OPPONENT                | ERA  | W-L-S | G/GS | IP   | H | R | ER | BB | SO | HR | NP |
|-------------------------|------|-------|------|------|---|---|----|----|----|----|----|
| (2/15) vs. UConn        | 0.00 | 0-0-1 | 1/0  | 3.0  | 1 | 0 | 0  | 0  | 3  | 0  | 36 |
| (2/22) Illinois-Chicago | 0.00 | 0-0-0 | 1/0  | 2.2  | 0 | 0 | 0  | 0  | 3  | 0  | 31 |
| (2/28) Hawaii           | 0.00 | 0-0-1 | 1/0  | 2.1  | 0 | 0 | 0  | 0  | 5  | 0  | 26 |
| (3/1) Hawaii            | 0.00 | 0-0-0 | 1/0  | 2.2  | 1 | 0 | 0  | 1  | 2  | 0  | 43 |
| (3/6) at UCLA           | 0.00 | 0-0-0 | 1/0  | 5.0  | 0 | 0 | 0  | 1  | 3  | 0  | 57 |
| TOTALS                  | 0.00 | 0-0-2 | 5/0  | 15.2 | 2 | 0 | 0  | 2  | 16 | 0  | -- |

CAREER TOTALS

| YEAR   | ERA  | W-L | APP/GS | SV | IP   | H  | R  | ER | BB | SO | B/AVG |
|--------|------|-----|--------|----|------|----|----|----|----|----|-------|
| 2020   | 0.00 | 0-0 | 5/0    | 2  | 15.2 | 2  | 0  | 0  | 2  | 16 | .043  |
| 2021   | 2.70 | 0-0 | 9/1    | 2  | 20.0 | 15 | 6  | 6  | 4  | 20 | .203  |
| 2022   | --   | --  | --     | -- | --   | -- | -- | -- | -- | -- | --    |
| TOTALS | 1.51 | 0-0 | 14/1   | 4  | 35.2 | 17 | 6  | 6  | 6  | 36 | .142  |

## #42 CHRISTIAN LITTLE, RHP - SO.

**MOST RECENT APP:** (3/19 vs. Missouri) 2.0 IP, 4 K

**IN SEC PLAY (2022):** 0-0, 0.00 ERA (0 ER/2.0 IP), 4 K

- Missouri's top-ranked overall prospect and right-hander according to Perfect Game
- 2020 Gatorade State Player of the Year in Missouri
- Father, Chris Little, was a member of the Houston Astros organization
- Undeclared major

2022 SEASON TOTALS

| OPPONENT               | ERA  | W-L-S | G/GS | IP  | H | R | ER | BB | SO | HR | NP |
|------------------------|------|-------|------|-----|---|---|----|----|----|----|----|
| (2/20) Oklahoma State  | 0.00 | 0-0-0 | 1/0  | 1.0 | 0 | 0 | 0  | 0  | 1  | 0  | 24 |
| (2/26) Army            | 3.00 | 0-0-0 | 1/0  | 2.0 | 1 | 1 | 1  | 3  | 3  | 0  | 38 |
| (3/1) Central Arkansas | 2.25 | 0-0-0 | 1/0  | 1.0 | 1 | 0 | 0  | 0  | 3  | 0  | 16 |
| (3/6) at Hawaii        | 1.50 | 0-0-0 | 1/0  | 2.0 | 3 | 0 | 0  | 1  | 1  | 0  | 33 |
| (3/15) Michigan        | 3.68 | 0-0-0 | 1/0  | 1.1 | 3 | 2 | 2  | 0  | 2  | 0  | 22 |
| (3/19) Missouri        | 2.89 | 0-0-0 | 1/0  | 2.0 | 0 | 0 | 0  | 0  | 4  | 0  | 29 |
| TOTALS                 | 2.89 | 0-0-0 | 6/0  | 9.1 | 8 | 3 | 3  | 4  | 14 | 0  | -- |

2021 SEASON TOTALS

| OPPONENT                     | ERA  | W-L-S | G/GS  | IP   | H  | R  | ER | BB | SO | HR | NP |
|------------------------------|------|-------|-------|------|----|----|----|----|----|----|----|
| (2/24) Western Kentucky      | 0.00 | 1-0-0 | 1/1   | 3.0  | 3  | 1  | 0  | 0  | 1  | 0  | 31 |
| (2/28) Georgia State-2       | 4.50 | 0-0-0 | 1/0   | 1.0  | 2  | 2  | 2  | 0  | 1  | 2  | 21 |
| (3/9) Memphis                | 6.75 | 0-0-0 | 1/1   | 2.2  | 4  | 3  | 3  | 3  | 4  | 0  | 55 |
| (3/16) Belmont               | 4.22 | 1-0-0 | 1/1   | 4.0  | 1  | 0  | 0  | 2  | 7  | 0  | 55 |
| (3/23) Lipscomb              | 4.61 | 0-0-0 | 1/1   | 3.0  | 3  | 3  | 2  | 1  | 3  | 1  | 58 |
| (3/30) Tennessee Tech        | 5.09 | 0-0-0 | 1/1   | 4.0  | 6  | 4  | 3  | 2  | 4  | 1  | 73 |
| (4/6) UT-Martin              | 5.40 | 0-0-0 | 1/1   | 4.0  | 5  | 3  | 3  | 2  | 5  | 1  | 65 |
| (4/13) Eastern Kentucky      | 5.16 | 0-0-0 | 1/0   | 1.0  | 0  | 0  | 0  | 1  | 2  | 0  | 28 |
| (4/18) at Tennessee          | 5.16 | 0-0-0 | 1/0   | 0.0  | 0  | 0  | 0  | 1  | 0  | 0  | 8  |
| (5/4) at Louisville          | 6.18 | 0-1-0 | 1/1   | 5.0  | 4  | 6  | 6  | 2  | 4  | 1  | 70 |
| (5/18) FIU                   | 5.57 | 1-0-0 | 1/1   | 4.2  | 2  | 1  | 1  | 1  | 6  | 1  | 65 |
| (5/26) vs. Ole Miss          | 5.02 | 0-0-0 | 1/1   | 5.1  | 3  | 1  | 1  | 1  | 7  | 0  | 71 |
| (6/23) vs. Stanford          | 4.87 | 0-0-0 | 1/1   | 3.0  | 4  | 4  | 1  | 2  | 3  | 1  | 70 |
| (6/29) vs. Mississippi State | 5.48 | 0-1-0 | 1/1   | 2.0  | 3  | 5  | 4  | 4  | 2  | 0  | 58 |
| TOTALS                       | 5.48 | 3-2-0 | 14/11 | 42.2 | 40 | 33 | 26 | 22 | 49 | 8  | -- |

CAREER TOTALS

| YEAR   | ERA  | W-L | APP/GS | SV | IP   | H  | R  | ER | BB | SO | B/AVG |
|--------|------|-----|--------|----|------|----|----|----|----|----|-------|
| 2021   | 5.48 | 3-2 | 14/11  | 0  | 42.2 | 40 | 33 | 26 | 22 | 49 | .244  |
| 2022   | 2.89 | 0-0 | 6/0    | 0  | 9.1  | 8  | 3  | 3  | 4  | 14 | .216  |
| TOTALS | 5.02 | 3-2 | 20/11  | 0  | 52.0 | 48 | 36 | 29 | 26 | 63 | .239  |

## #44 DONYE EVANS, RHP - SO.

**MOST RECENT APP:** (3/22 vs. Belmont) 1.0 IP

**IN SEC PLAY (2022):** --

- Georgia's fifth-best right-hander and 16th-rated overall prospect by Perfect Game
- 66 strikeouts across 51.1 innings of work as a junior at Redan, notching five wins
- Principal's list honoree as a senior
- Undeclared major

2022 SEASON TOTALS

| OPPONENT           | ERA  | W-L-S | G/GS | IP  | H | R | ER | BB | SO | HR | NP |
|--------------------|------|-------|------|-----|---|---|----|----|----|----|----|
| (3/13) Wagner      | 0.00 | 0-0-0 | 1/0  | 1.0 | 0 | 0 | 0  | 0  | 1  | 0  | 9  |
| (3/22) vs. Belmont | 0.00 | 0-0-0 | 1/0  | 1.0 | 0 | 0 | 0  | 0  | 0  | 0  | 10 |
| TOTALS             | 0.00 | 0-0-0 | 2/0  | 2.0 | 0 | 0 | 0  | 0  | 1  | 0  | -- |

2021 SEASON TOTALS

| OPPONENT                     | ERA   | W-L-S | G/GS | IP  | H | R | ER | BB | SO | HR | NP |
|------------------------------|-------|-------|------|-----|---|---|----|----|----|----|----|
| (3/13) at Oklahoma State-2   | 9.00  | 0-0-0 | 1/0  | 1.0 | 2 | 2 | 1  | 0  | 1  | 0  | 22 |
| (4/13) Eastern Kentucky      | 6.75  | 0-0-0 | 1/0  | 0.1 | 0 | 1 | 0  | 0  | 1  | 13 |    |
| (4/17) at Tennessee          | 10.80 | 0-0-0 | 1/0  | 0.1 | 1 | 1 | 1  | 1  | 0  | 11 |    |
| (4/20) Austin Peay           | 6.75  | 0-0-0 | 1/0  | 1.0 | 1 | 0 | 0  | 0  | 2  | 0  | 16 |
| (5/1) at Florida             | 4.91  | 0-0-0 | 1/0  | 1.0 | 1 | 0 | 0  | 1  | 1  | 0  | 17 |
| (5/4) at Louisville          | 7.36  | 0-0-0 | 1/0  | 0.0 | 1 | 1 | 1  | 0  | 0  | 1  | 3  |
| (5/18) FIU                   | 5.79  | 0-0-0 | 1/0  | 1.0 | 0 | 0 | 0  | 0  | 1  | 0  | 10 |
| (6/29) vs. Mississippi State | 4.76  | 0-0-0 | 1/0  | 1.0 | 1 | 0 | 0  | 0  | 0  | 0  | 14 |
| TOTALS                       | 4.76  | 0-0-0 | 8/0  | 5.2 | 7 | 5 | 3  | 2  | 6  | 1  | -- |

CAREER TOTALS

| YEAR   | ERA  | W-L | APP/GS | SV | IP  | H | R | ER | BB | SO | B/AVG |
|--------|------|-----|--------|----|-----|---|---|----|----|----|-------|
| 2021   | 4.76 | 0-0 | 8/0    | 0  | 5.2 | 7 | 5 | 3  | 2  | 6  | .269  |
| 2022   | 0.00 | 0-0 | 2/0    | 0  | 2.0 | 0 | 0 | 0  | 0  | 1  | .000  |
| TOTALS | 3.52 | 0-0 | 10/0   | 0  | 7.2 | 7 | 5 | 3  | 2  | 7  | .219  |

## #46 GAGE BRADLEY, RHP - SO.

**MOST RECENT APP:** (2/26 vs. Army) 1 H, 4 R/3 ER, 2 BB

**IN SEC PLAY (2022):** --

- Tennessee's fourth-ranked right-hander and seventh-rated overall prospect according to Perfect Game
- Two-time all-district across his prep career
- Led Rossview (Clarksville, Tenn.) to its first-ever state playoff appearance and championship in 2018
- Undeclared major

2022 SEASON TOTALS

| OPPONENT    | ERA   | W-L-S | G/GS | IP  | H | R | ER | BB | SO | HR | NP |
|-------------|-------|-------|------|-----|---|---|----|----|----|----|----|
| (2/26) Army | 99.00 | 0-0-0 | 0/0  | 0.0 | 1 | 4 | 3  | 2  | 0  | 0  | 21 |
| TOTALS      | 99.00 | 0-0-0 | 0/0  | 0.0 | 1 | 4 | 3  | 2  | 0  | 0  | -- |

2021 SEASON TOTALS

| OPPONENT               | ERA   | W-L-S | G/GS | IP  | H | R | ER | BB | SO | HR | NP |
|------------------------|-------|-------|------|-----|---|---|----|----|----|----|----|
| (2/28) Georgia State-2 | 27.00 | 0-0-0 | 1/0  | 1.0 | 2 | 3 | 3  | 3  | 2  | 0  | 35 |
| (5/18) FIU             | 13.50 | 0-0-0 | 1/0  | 1.0 | 0 | 0 | 0  | 0  | 1  | 0  | 12 |
| TOTALS                 | 13.50 | 0-0-0 | 2/0  | 2.0 | 2 | 3 | 3  | 3  | 3  | 0  | -- |

CAREER TOTALS

| YEAR   | ERA   | W-L | APP/GS | SV | IP  | H | R | ER | BB | SO | B/AVG |
|--------|-------|-----|--------|----|-----|---|---|----|----|----|-------|
| 2021   | 13.50 | 0-0 | 2/0    | 0  | 2.0 | 2 | 3 | 3  | 3  | 3  | .250  |
| 2022   | 99.00 | 0-0 | 1/0    | 0  | 0.0 | 1 | 4 | 3  | 2  | 0  | 1.000 |
| TOTALS | 27.00 | 0-0 | 3/0    | 0  | 2.0 | 3 | 7 | 6  | 5  | 3  | .333  |

## #50 KYLE MAGRANS, RHP - FR.

**MOST RECENT APP:** --

**IN SEC PLAY (2022):** --

- In-state product who attended Clarksville High School (Clarksville, Tenn.)
- Rated the seventh-best right-handed pitcher in Tennessee according to Perfect Game
- Owned a 9-1 record on the mound in 2021, striking out 67 batters across 53.1 innings
- Helped Clarksville to a district championship, including the school's first appearance in the state playoffs since 2010

CAREER TOTALS

| YEAR   | ERA | W-L | APP/GS | SV | IP | H  | R  | ER | BB | SO | B/AVG |
|--------|-----|-----|--------|----|----|----|----|----|----|----|-------|
| 2022   | --  | --  | --     | -- | -- | -- | -- | -- | -- | -- | --    |
| TOTALS | --  | --  | --     | -- | -- | -- | -- | -- | -- | -- | --    |

## #55 COLTON REGEN, RHP - FR.

**MOST RECENT APP:** --

**IN SEC PLAY (2022):** --

- In-state product who attended Mount Juliet High School (Lebanon, Tenn.)
- Batted .352 with 25 hits and 11 RBI across his senior season
- Two-time all-district honoree as a sophomore and senior
- Helped lead Mount Juliet to a 28-9 record in 2021, including a district runner-up finish

CAREER TOTALS

| YEAR   | ERA | W-L | APP/GS | SV | IP | H  | R  | ER | BB | SO | B/AVG |
|--------|-----|-----|--------|----|----|----|----|----|----|----|-------|
| 2022   | --  | --  | --     | -- | -- | -- | -- | -- | -- | -- | --    |
| TOTALS | --  | --  | --     | -- | -- | -- | -- | -- | -- | -- | --    |



# PITCHING GAME-BY-GAME AND CAREER STATS

## #66 THOMAS SCHULTZ, RHP - JR.

**MOST RECENT APP:** (3/20 vs. Missouri) SV, 1.2 IP, 3 K  
**IN SEC PLAY (2022):** 0-0, 1 SV, 0.00 ERA (0 ER/1.2 IP, 3 K

- Won Omaha Challenge for pitchers as a freshman
- Two-sport athlete who also competed in basketball in high school at Our Lady of Lourdes Regional (Mount Carmel, Pa.)
- Set school and area scoring record in basketball with 2,355 career points
- Double majoring in human and organizational development, and medicine, health and society

### 2022 SEASON TOTALS

| OPPONENT               | ERA         | W-L-S        | G/GS       | IP         | H        | R        | ER       | BB       | SO        | HR       | NP        |
|------------------------|-------------|--------------|------------|------------|----------|----------|----------|----------|-----------|----------|-----------|
| (2/18) Oklahoma State  | 0.00        | 0-0-1        | 1/0        | 1.0        | 0        | 0        | 0        | 0        | 1         | 0        | 7         |
| (2/20) Oklahoma State  | 9.00        | 0-1-0        | 1/0        | 1.0        | 3        | 2        | 2        | 0        | 2         | 0        | 26        |
| (2/27) Army            | 6.00        | 0-0-0        | 1/0        | 1.0        | 0        | 0        | 0        | 0        | 1         | 0        | 7         |
| (3/1) Central Arkansas | 4.50        | 0-0-1        | 1/0        | 1.0        | 0        | 0        | 0        | 0        | 2         | 0        | 9         |
| (3/6) at Hawaii        | 3.00        | 0-0-1        | 1/0        | 2.0        | 1        | 0        | 0        | 1        | 1         | 0        | 21        |
| (3/11) Wagner-1        | 2.57        | 0-0-0        | 1/0        | 1.0        | 0        | 0        | 0        | 0        | 2         | 0        | 13        |
| (3/15) Michigan        | 2.25        | 1-0-0        | 1/0        | 1.0        | 0        | 0        | 0        | 0        | 3         | 0        | 17        |
| (3/20) Missouri        | 1.86        | 0-0-1        | 1/0        | 1.2        | 0        | 0        | 0        | 0        | 3         | 0        | 35        |
| <b>TOTALS</b>          | <b>1.86</b> | <b>1-1-4</b> | <b>8/0</b> | <b>9.2</b> | <b>4</b> | <b>2</b> | <b>2</b> | <b>1</b> | <b>15</b> | <b>0</b> | <b>--</b> |

### 2021 SEASON TOTALS

| OPPONENT                     | ERA         | W-L-S        | G/GS        | IP          | H         | R         | ER        | BB        | SO        | HR       | NP        |
|------------------------------|-------------|--------------|-------------|-------------|-----------|-----------|-----------|-----------|-----------|----------|-----------|
| (2/22) Wright State-2        | 0.00        | 0-0-0        | 1/0         | 1.0         | 1         | 0         | 0         | 0         | 2         | 0        | 15        |
| (2/26) Georgia State         | 3.38        | 0-1-0        | 1/1         | 4.1         | 4         | 2         | 2         | 2         | 4         | 0        | 75        |
| (3/5) Illinois-Chicago       | 1.74        | 1-0-0        | 1/1         | 5.0         | 1         | 0         | 0         | 0         | 8         | 0        | 88        |
| (3/14) at Oklahoma State     | 6.00        | 0-1-0        | 1/1         | 1.2         | 6         | 6         | 6         | 0         | 2         | 2        | 61        |
| (3/21) South Carolina        | 6.19        | 0-0-0        | 1/1         | 4.0         | 4         | 3         | 3         | 0         | 4         | 2        | 61        |
| (3/27) at Missouri           | 5.14        | 1-0-0        | 1/1         | 5.0         | 5         | 1         | 1         | 2         | 2         | 0        | 88        |
| (4/3) at LSU                 | 5.55        | 0-0-0        | 1/1         | 3.1         | 2         | 3         | 3         | 3         | 1         | 1        | 58        |
| (4/13) Eastern Kentucky      | 5.04        | 1-0-0        | 1/1         | 6.0         | 2         | 0         | 0         | 3         | 4         | 1        | 101       |
| (4/20) Austin Peay           | 4.21        | 1-0-0        | 1/1         | 6.0         | 2         | 0         | 0         | 3         | 4         | 0        | 86        |
| (4/30) at Florida            | 4.62        | 0-0-0        | 1/0         | 0.2         | 1         | 2         | 2         | 3         | 0         | 0        | 29        |
| (5/11) North Alabama         | 4.39        | 0-0-0        | 1/1         | 4.0         | 2         | 2         | 1         | 3         | 4         | 0        | 82        |
| (5/27) vs. Arkansas          | 4.29        | 0-0-0        | 1/0         | 1.0         | 0         | 0         | 0         | 0         | 1         | 1        | 19        |
| (6/4) Presbyterian           | 4.19        | 0-0-0        | 1/0         | 1.0         | 0         | 0         | 0         | 0         | 1         | 0        | 10        |
| (6/30) vs. Mississippi State | 4.09        | 0-0-0        | 1/0         | 1.0         | 1         | 0         | 0         | 0         | 0         | 0        | 16        |
| <b>TOTALS</b>                | <b>4.09</b> | <b>4-2-0</b> | <b>14/9</b> | <b>44.0</b> | <b>33</b> | <b>21</b> | <b>20</b> | <b>18</b> | <b>40</b> | <b>6</b> | <b>--</b> |

### 2020 SEASON TOTALS

| OPPONENT                | ERA         | W-L-S        | G/GS       | IP          | H        | R        | ER       | BB       | SO        | HR       | NP        |
|-------------------------|-------------|--------------|------------|-------------|----------|----------|----------|----------|-----------|----------|-----------|
| (2/18) South Alabama    | 0.00        | 0-0-1        | 1/0        | 4.0         | 2        | 0        | 0        | 0        | 7         | 0        | 55        |
| (2/23) Illinois-Chicago | 0.00        | 0-0-0        | 1/0        | 1.1         | 1        | 0        | 0        | 0        | 0         | 0        | 15        |
| (2/29) Hawaii           | 0.87        | 0-1-0        | 1/1        | 5.0         | 3        | 1        | 1        | 1        | 6         | 0        | 68        |
| (3/8) vs. TCU           | 0.66        | 0-0-0        | 1/0        | 3.1         | 3        | 0        | 0        | 2        | 4         | 0        | 59        |
| <b>TOTALS</b>           | <b>0.66</b> | <b>0-1-1</b> | <b>4/1</b> | <b>13.2</b> | <b>9</b> | <b>1</b> | <b>1</b> | <b>3</b> | <b>17</b> | <b>0</b> | <b>--</b> |

### CAREER TOTALS

| YEAR          | ERA         | W-L        | APP/GS       | SV       | IP          | H         | R         | ER        | BB        | SO        | B/AVG       |
|---------------|-------------|------------|--------------|----------|-------------|-----------|-----------|-----------|-----------|-----------|-------------|
| 2020          | 0.66        | 0-1        | 4/1          | 1        | 13.2        | 9         | 1         | 1         | 3         | 17        | .184        |
| 2021          | 4.09        | 4-2        | 14/9         | 0        | 44.0        | 33        | 21        | 20        | 18        | 40        | .209        |
| 2022          | 1.86        | 1-1        | 8/0          | 4        | 9.2         | 4         | 2         | 2         | 1         | 15        | .129        |
| <b>TOTALS</b> | <b>3.07</b> | <b>5-4</b> | <b>26/10</b> | <b>5</b> | <b>67.1</b> | <b>46</b> | <b>24</b> | <b>23</b> | <b>22</b> | <b>72</b> | <b>.193</b> |

## #77 BRETT HANSEN, LHP - SO.

**MOST RECENT APP:** (3/22 vs. Belmont) 0.2 IP, 1 K  
**IN SEC PLAY (2022):** 0-0, 0.00 ERA (0 ER/1.0 IP), 1 BB/1 K

- California's top-ranked southpaw and 13th-best overall prospect according to Perfect Game
- 2018 California Mr. Baseball nominee
- Father, Matt Hansen, was a member of the BYU men's basketball team (1988)
- Majoring in human and organizational development

### 2022 SEASON TOTALS

| OPPONENT           | ERA         | W-L-S        | G/GS       | IP         | H        | R        | ER       | BB       | SO       | HR       | NP        |
|--------------------|-------------|--------------|------------|------------|----------|----------|----------|----------|----------|----------|-----------|
| (3/11) Wagner-2    | 0.00        | 0-0-0        | 1/0        | 1.0        | 1        | 0        | 0        | 0        | 1        | 0        | 13        |
| (3/18) Missouri    | 0.00        | 0-0-0        | 1/0        | 1.0        | 0        | 0        | 0        | 0        | 1        | 0        | 12        |
| (3/22) vs. Belmont | 0.00        | 0-0-0        | 1/0        | 0.2        | 0        | 0        | 0        | 0        | 1        | 0        | 8         |
| <b>TOTALS</b>      | <b>0.00</b> | <b>0-0-0</b> | <b>3/0</b> | <b>2.2</b> | <b>1</b> | <b>0</b> | <b>0</b> | <b>1</b> | <b>3</b> | <b>0</b> | <b>--</b> |

### CAREER TOTALS

| YEAR          | ERA         | W-L        | APP/GS     | SV       | IP         | H        | R        | ER       | BB       | SO       | B/AVG       |
|---------------|-------------|------------|------------|----------|------------|----------|----------|----------|----------|----------|-------------|
| 2022          | 0.00        | 0-0        | 3/0        | 0        | 2.2        | 1        | 0        | 0        | 1        | 3        | .111        |
| <b>TOTALS</b> | <b>0.00</b> | <b>0-0</b> | <b>3/0</b> | <b>0</b> | <b>2.2</b> | <b>1</b> | <b>0</b> | <b>0</b> | <b>1</b> | <b>3</b> | <b>.111</b> |

## #88 PATRICK REILLY, RHP - SO.

**MOST RECENT APP:** (3/20 vs. Missouri) 2.2 IP, 4 H, 1 BB/2 K  
**IN SEC PLAY (2022):** 0-0, 0.00 ERA (0 ER/2.2 IP), 4 H, 1 BB/2 K

- New Jersey's top-ranked right hander and second-rated overall prospect
- Led CBA to the 2019 Monmouth County Championship
- Father, Mike Reilly, was a member of the Villanova football team (1986-1990)
- Majoring in human and organizational development

### 2022 SEASON TOTALS

| OPPONENT              | ERA         | W-L-S        | G/GS       | IP          | H         | R        | ER       | BB        | SO        | HR       | NP        |
|-----------------------|-------------|--------------|------------|-------------|-----------|----------|----------|-----------|-----------|----------|-----------|
| (2/18) Oklahoma State | 0.00        | 0-0-0        | 1/0        | 4.0         | 1         | 0        | 0        | 4         | 7         | 0        | 63        |
| (2/25) Army           | 0.00        | 1-0-0        | 1/0        | 4.0         | 3         | 0        | 0        | 2         | 9         | 0        | 79        |
| (3/5) at Hawaii-2     | 0.75        | 0-0-0        | 1/0        | 4.0         | 4         | 1        | 1        | 1         | 4         | 0        | 61        |
| (3/11) Wagner-1       | 1.10        | 1-0-0        | 1/0        | 4.1         | 3         | 1        | 1        | 2         | 5         | 0        | 88        |
| (3/20) Missouri       | 0.95        | 0-0-0        | 1/0        | 2.2         | 4         | 0        | 0        | 1         | 2         | 0        | 54        |
| <b>TOTALS</b>         | <b>0.95</b> | <b>2-0-0</b> | <b>5/0</b> | <b>19.0</b> | <b>15</b> | <b>2</b> | <b>2</b> | <b>10</b> | <b>27</b> | <b>0</b> | <b>--</b> |

### 2021 SEASON TOTALS

| OPPONENT                     | ERA         | W-L-S        | G/GS        | IP          | H         | R         | ER        | BB        | SO        | HR       | NP        |
|------------------------------|-------------|--------------|-------------|-------------|-----------|-----------|-----------|-----------|-----------|----------|-----------|
| (2/24) Western Kentucky      | 0.00        | 0-0-0        | 1/0         | 1.0         | 1         | 0         | 0         | 0         | 1         | 0        | 14        |
| (2/26) Georgia State         | 0.00        | 0-0-0        | 1/0         | 1.0         | 1         | 0         | 0         | 0         | 1         | 0        | 22        |
| (3/5) Illinois-Chicago       | 0.00        | 0-0-0        | 1/0         | 1.0         | 0         | 0         | 0         | 0         | 2         | 0        | 17        |
| (3/9) Memphis                | 0.00        | 1-0-0        | 1/0         | 3.1         | 1         | 0         | 0         | 0         | 4         | 0        | 45        |
| (3/14) at Oklahoma State     | 2.89        | 0-0-0        | 1/0         | 3.0         | 4         | 3         | 3         | 2         | 4         | 2        | 61        |
| (3/23) Lipscomb              | 2.25        | 1-0-0        | 1/0         | 2.2         | 1         | 0         | 0         | 2         | 3         | 0        | 56        |
| (3/30) Tennessee Tech        | 1.93        | 1-0-0        | 1/0         | 2.0         | 1         | 0         | 0         | 0         | 2         | 0        | 21        |
| (4/10) Georgia               | 3.18        | 0-1-0        | 1/1         | 3.0         | 3         | 3         | 3         | 1         | 3         | 1        | 56        |
| (4/18) at Tennessee          | 3.60        | 0-0-0        | 1/1         | 3.0         | 2         | 2         | 2         | 3         | 5         | 2        | 66        |
| (4/25) Mississippi State     | 4.87        | 0-0-0        | 1/1         | 0.1         | 2         | 3         | 3         | 4         | 1         | 0        | 29        |
| (5/2) at Florida             | 4.24        | 0-0-0        | 1/0         | 3.0         | 1         | 0         | 0         | 1         | 5         | 0        | 48        |
| (5/8) Alabama                | 3.86        | 1-0-0        | 1/1         | 7.0         | 2         | 2         | 2         | 2         | 9         | 1        | 108       |
| (5/16) at Ole Miss           | 4.68        | 0-1-0        | 1/1         | 2.1         | 3         | 4         | 4         | 3         | 3         | 0        | 53        |
| (5/22) Kentucky              | 4.54        | 0-0-0        | 1/1         | 5.0         | 4         | 2         | 2         | 3         | 3         | 1        | 76        |
| (6/6) vs. Georgia Tech       | 4.89        | 0-0-0        | 1/1         | 4.2         | 4         | 6         | 4         | 3         | 6         | 1        | 98        |
| (6/29) vs. Mississippi State | 4.98        | 0-0-0        | 1/0         | 1.0         | 1         | 1         | 1         | 4         | 1         | 0        | 45        |
| <b>TOTALS</b>                | <b>4.98</b> | <b>4-2-0</b> | <b>16/7</b> | <b>43.1</b> | <b>31</b> | <b>26</b> | <b>24</b> | <b>28</b> | <b>53</b> | <b>8</b> | <b>--</b> |

### CAREER TOTALS

| YEAR          | ERA         | W-L        | APP/GS      | SV       | IP          | H         | R         | ER        | BB        | SO        | B/AVG       |
|---------------|-------------|------------|-------------|----------|-------------|-----------|-----------|-----------|-----------|-----------|-------------|
| 2021          | 4.98        | 4-2        | 16/7        | 0        | 43.1        | 31        | 26        | 24        | 28        | 53        | .194        |
| 2022          | 0.95        | 2-0        | 5/1         | 0        | 19.0        | 15        | 2         | 2         | 10        | 27        | .224        |
| <b>TOTALS</b> | <b>3.75</b> | <b>6-2</b> | <b>21/8</b> | <b>0</b> | <b>62.1</b> | <b>46</b> | <b>28</b> | <b>26</b> | <b>38</b> | <b>80</b> | <b>.203</b> |

## #95 DEVIN FUTRELL, LHP - FR.

**MOST RECENT APP:** (3/22 vs. Belmont) GS, W, 5.0 IP, 6 H, 3 R/3 ER, 1 BB/3 K  
**IN SEC PLAY (2022):** --

- Attended American Heritage High School (Pembroke Pines, Fla.)
- Florida's second-best southpaw according to Perfect Game
- Owned a 0.67 ERA as a senior in 2021, while posting 78 strikeouts and finishing with an 8-1 record
- Registered 180 strikeouts across his four prep seasons

### 2022 SEASON TOTALS

| OPPONENT               | ERA         | W-L-S        | G/GS       | IP          | H         | R        | ER       | BB       | SO        | HR       | NP        |
|------------------------|-------------|--------------|------------|-------------|-----------|----------|----------|----------|-----------|----------|-----------|
| (2/23) Evansville      | 0.00        | 1-0-0        | 1/1        | 4.0         | 1         | 0        | 0        | 0        | 8         | 0        | 53        |
| (3/1) Central Arkansas | 0.00        | 1-0-0        | 1/1        | 2.0         | 0         | 0        | 0        | 1        | 2         | 0        | 24        |
| (3/6) at Hawaii        | 0.00        | 1-0-0        | 1/0        | 1.0         | 2         | 0        | 0        | 0        | 1         | 0        | 26        |
| (3/15) Michigan        | 1.50        | 0-0-0        | 1/1        | 5.0         | 4         | 2        | 2        | 1        | 7         | 0        | 60        |
| (3/22) vs. Belmont     | 2.65        | 1-0-0        | 1/1        | 5.0         | 6         | 3        | 3        | 1        | 3         | 0        | 75        |
| <b>TOTALS</b>          | <b>2.65</b> | <b>4-0-0</b> | <b>5/4</b> | <b>17.0</b> | <b>13</b> | <b>5</b> | <b>5</b> | <b>3</b> | <b>21</b> | <b>0</b> | <b>--</b> |

### CAREER TOTALS

| YEAR          | ERA         | W-L        | APP/GS     | SV       | IP          | H         | R        | ER       | BB       | SO        | B/AVG       |
|---------------|-------------|------------|------------|----------|-------------|-----------|----------|----------|----------|-----------|-------------|
| 2022          | 2.65        | 4-0        | 5/4        | 0        | 17.0        | 13        | 5        | 5        | 3        | 21        | .210        |
| <b>TOTALS</b> | <b>2.65</b> | <b>4-0</b> | <b>5/4</b> | <b>0</b> | <b>17.0</b> | <b>13</b> | <b>5</b> | <b>5</b> | <b>3</b> | <b>21</b> | <b>.210</b> |

## #97 BRYCE CUNNINGHAM, RHP - FR.

**MOST RECENT APP:** (3/18 vs. Missouri) 2.0 IP, 1 H, 4 K  
**IN SEC PLAY (2022):** 0-0, 0.00 ERA (0 ER/2.0 IP), 1 H, 4K

- Attended Headland High School (Headland, Ala.)
- The ninth-best overall prospect in the state of Alabama according to Perfect Game
- Struck out 77 batters as a senior across 46 innings of work, while sporting a 0.76 ERA
- Two-sport athlete who also lettered in basketball for two seasons

### 2022 SEASON TOTALS

| OPPONENT               | ERA         | W-L-S        | G/GS       | IP         | H        | R        | ER       | BB       | SO        | HR       | NP        |
|------------------------|-------------|--------------|------------|------------|----------|----------|----------|----------|-----------|----------|-----------|
| (2/23) Evansville      | 0.00        | 0-0-0        | 1/0        | 2.0        | 0        | 0        | 0        | 2        | 3         | 0        | 34        |
| (3/1) Central Arkansas | 0.00        | 0-0-0        | 1/0        | 2.0        | 1        | 0        | 0        | 1        | 2         | 0        | 41        |
| (3/11) Wagner-2        | 0.00        | 0-0-0        | 1/0        | 1.0        | 0        | 0        | 0        | 0        | 1         | 0        | 13        |
| (3/18) Missouri        | 0.00        | 0-0-0        | 1/0        | 2.0        | 1        | 0        | 0        | 0        | 4         | 0        | 25        |
| <b>TOTALS</b>          | <b>0.00</b> | <b>0-0-0</b> | <b>4/0</b> | <b>7.0</b> | <b>2</b> | <b>0</b> | <b>0</b> | <b>3</b> | <b>10</b> | <b>0</b> | <b>--</b> |

### CAREER TOTALS

| YEAR          | ERA         | W-L        | APP/GS     | SV       | IP         | H        | R        | ER       | BB       | SO       | B/AVG       |
|---------------|-------------|------------|------------|----------|------------|----------|----------|----------|----------|----------|-------------|
| 2022          | 0.00        | 0-0        | 3/0        | 0        | 5.0        | 1        | 0        | 0        | 3        | 6        | .067        |
| <b>TOTALS</b> | <b>0.00</b> | <b>0-0</b> | <b>3/0</b> | <b>0</b> | <b>5.0</b> | <b>1</b> | <b>0</b> | <b>0</b> | <b>3</b> | <b>6</b> | <b>.067</b> |

## PITCHING GAME-BY-GAME AND CAREER STATS

### #98 GREYSEN CARTER, RHP - FR.

**MOST RECENT APP:** (3/22 vs. Belmont) 0.1 IP, 1 R/0 ER, 3 BB

**IN SEC PLAY (2022):** --

- Attended Fairview High School (Louisville, Colo.)
- The top overall prospect in the state of Colorado according to Perfect Game
- Earned all-state and all-conference honors in basketball
- Scored over 1,000 points across his high school basketball career

2022 SEASON TOTALS

| OPPONENT           | ERA         | W-L-S        | G/GS       | IP         | H        | R        | ER       | BB       | SO       | HR       | NP        |
|--------------------|-------------|--------------|------------|------------|----------|----------|----------|----------|----------|----------|-----------|
| (3/5) at Hawaii-2  | 0.00        | 0-0-0        | 1/0        | 1.0        | 0        | 0        | 0        | 0        | 2        | 0        | 15        |
| (3/13) Wagner      | 4.50        | 0-0-0        | 1/0        | 1.0        | 1        | 1        | 1        | 1        | 1        | 0        | 19        |
| (3/22) vs. Belmont | 3.86        | 0-0-0        | 1/0        | 0.1        | 0        | 1        | 0        | 3        | 0        | 0        | 18        |
| <b>TOTALS</b>      | <b>3.86</b> | <b>0-0-0</b> | <b>3/0</b> | <b>2.1</b> | <b>1</b> | <b>2</b> | <b>1</b> | <b>4</b> | <b>3</b> | <b>0</b> | <b>--</b> |

CAREER TOTALS

| YEAR          | ERA         | W-L        | APP/GS     | SV       | IP         | H        | R        | ER       | BB       | SO       | B/AVG       |
|---------------|-------------|------------|------------|----------|------------|----------|----------|----------|----------|----------|-------------|
| 2022          | 3.86        | 0-0        | 3/0        | 0        | 2.1        | 1        | 2        | 1        | 4        | 3        | .125        |
| <b>TOTALS</b> | <b>3.86</b> | <b>0-0</b> | <b>3/0</b> | <b>0</b> | <b>2.1</b> | <b>1</b> | <b>2</b> | <b>1</b> | <b>4</b> | <b>3</b> | <b>.125</b> |

### #99 JACK ANDERSON, RHP - 5<sup>TH</sup>

**MOST RECENT APP:** (3/20 vs. Missouri) 0.0 IP, 1 H, 1 BB

**IN SEC PLAY (2022):** 0-0, 0.00 ERA (0 ER/0.0 IP), 1 H, 1 BB

- Graduate transfer from Princeton
- Struck out 30 batters across 38.1 innings of work for the Tigers
- Attended Montgomery Bell Academy (Nashville, Tenn.)
- Majoring in leadership and organizational performance

2022 SEASON TOTALS

| OPPONENT               | ERA         | W-L-S        | G/GS       | IP         | H        | R        | ER       | BB       | SO        | HR       | NP        |
|------------------------|-------------|--------------|------------|------------|----------|----------|----------|----------|-----------|----------|-----------|
| (2/19) Oklahoma State  | 0.00        | 0-0-0        | 1/0        | 1.0        | 0        | 0        | 0        | 1        | 3         | 0        | 22        |
| (2/26) Army            | 0.00        | 0-0-0        | 1/0        | 1.0        | 1        | 0        | 0        | 0        | 2         | 0        | 15        |
| (3/1) Central Arkansas | 0.00        | 0-0-0        | 1/0        | 1.0        | 0        | 0        | 0        | 1        | 2         | 0        | 16        |
| (3/11) Wagner-2        | 0.00        | 0-0-0        | 1/0        | 1.0        | 0        | 0        | 0        | 0        | 2         | 0        | 16        |
| (3/15) Michigan        | 0.00        | 0-0-0        | 1/0        | 0.2        | 0        | 0        | 0        | 0        | 2         | 0        | 9         |
| (3/20) Missouri        | 0.00        | 0-0-0        | 1/0        | 0.0        | 1        | 0        | 0        | 1        | 0         | 0        | 12        |
| <b>TOTALS</b>          | <b>0.00</b> | <b>0-0-0</b> | <b>6/0</b> | <b>4.2</b> | <b>2</b> | <b>0</b> | <b>0</b> | <b>3</b> | <b>11</b> | <b>0</b> | <b>--</b> |

CAREER TOTALS

| YEAR          | ERA         | W-L        | APP/GS     | SV       | IP         | H        | R        | ER       | BB       | SO        | B/AVG       |
|---------------|-------------|------------|------------|----------|------------|----------|----------|----------|----------|-----------|-------------|
| 2022          | 0.00        | 0-0        | 6/0        | 0        | 4.2        | 2        | 0        | 0        | 3        | 11        | .125        |
| <b>TOTALS</b> | <b>0.00</b> | <b>0-0</b> | <b>6/0</b> | <b>0</b> | <b>4.2</b> | <b>2</b> | <b>0</b> | <b>0</b> | <b>3</b> | <b>11</b> | <b>.125</b> |

# STUDENT-ATHLETE NOTES (BATTING)

## #1 MATTHEW POLK, UTL - FR.

**LAST GAME:** (3/22 vs. Belmont) 0-1

**CURRENT STREAK:** --

- Tallied first collegiate hit and RBI on 2/26/22 vs. Army
- Attended Orange Lutheran (Long Beach, Calif.)
- Rated the seventh-best shortstop in California according Perfect Game
- Brother, Michael, is a member of the Princeton football team (2019-pres.)

### CAREER TOTALS

| YEAR          | GP-GS       | AVG         | AB        | R        | H        | 2B       | 3B       | HR       | RBI      | BB       | SO       | SB-A       |
|---------------|-------------|-------------|-----------|----------|----------|----------|----------|----------|----------|----------|----------|------------|
| 2022          | 10-1        | .333        | 12        | 2        | 4        | 0        | 0        | 0        | 3        | 0        | 2        | 0-0        |
| <b>TOTALS</b> | <b>10-1</b> | <b>.333</b> | <b>12</b> | <b>2</b> | <b>4</b> | <b>0</b> | <b>0</b> | <b>0</b> | <b>3</b> | <b>0</b> | <b>2</b> | <b>0-0</b> |

### CAREER SEC TOTALS

| YEAR          | GP-GS      | AVG         | AB       | R         | H         | 2B        | 3B        | HR        | RBI       | BB        | SO        | SB-A      |
|---------------|------------|-------------|----------|-----------|-----------|-----------|-----------|-----------|-----------|-----------|-----------|-----------|
| 2022          | 1-0        | .000        | 1        | --        | --        | --        | --        | --        | --        | --        | --        | --        |
| <b>TOTALS</b> | <b>1-0</b> | <b>.000</b> | <b>1</b> | <b>--</b> | <b>--</b> | <b>--</b> | <b>--</b> | <b>--</b> | <b>--</b> | <b>--</b> | <b>--</b> | <b>--</b> |

## #2 JAVIER VAZ, IF - SR.

**LAST GAME:** (3/22 vs. Belmont) 0-2, HBP

**CURRENT STREAK:** --

- Hit first home run as a Commodore on 2/20/22 vs. Oklahoma State
- Started Vanderbilt's final nine games of the season, including all seven games of the College World Series
- Attended LSU Eunice Junior College in 2020
- Majoring in medicine, health and society

### CAREER TOTALS

| YEAR          | GP-GS        | AVG         | AB        | R         | H         | 2B       | 3B       | HR       | RBI       | BB        | SO        | SB-A       |
|---------------|--------------|-------------|-----------|-----------|-----------|----------|----------|----------|-----------|-----------|-----------|------------|
| 2021          | 23-11        | .238        | 42        | 7         | 10        | 2        | 0        | 0        | 1         | 10        | 5         | 5-5        |
| 2022          | 18-17        | .286        | 56        | 11        | 16        | 4        | 1        | 2        | 15        | 9         | 6         | 1-2        |
| <b>TOTALS</b> | <b>41-28</b> | <b>.265</b> | <b>98</b> | <b>18</b> | <b>26</b> | <b>6</b> | <b>1</b> | <b>2</b> | <b>16</b> | <b>19</b> | <b>11</b> | <b>6-7</b> |

### CAREER SEC TOTALS

| YEAR          | GP-GS      | AVG         | AB        | R        | H        | 2B       | 3B       | HR       | RBI      | BB       | SO       | SB-A       |
|---------------|------------|-------------|-----------|----------|----------|----------|----------|----------|----------|----------|----------|------------|
| 2021          | 3-1        | .000        | 2         | 0        | 0        | 0        | 0        | 0        | 0        | 2        | 1        | 0-0        |
| 2022          | 3-3        | .000        | 8         | 1        | 0        | 0        | 0        | 0        | 1        | 3        | 0        | 1-1        |
| <b>TOTALS</b> | <b>6-4</b> | <b>.000</b> | <b>10</b> | <b>1</b> | <b>0</b> | <b>0</b> | <b>0</b> | <b>0</b> | <b>1</b> | <b>5</b> | <b>1</b> | <b>1-1</b> |

## #3 ROB GORDON, IF - FR.

**LAST GAME:** (3/15 vs. Michigan) SB, R

**CURRENT STREAK:** --

- Attended Grady High School (Smyrna, Ga.)
- The seventh overall prospect in the state of Georgia according to Perfect Game
- Rated the third-best shortstop prospect in Georgia
- 2021 Perfect Game Preseason All-America

### CAREER TOTALS

| YEAR          | GP-GS      | AVG         | AB       | R        | H        | 2B       | 3B       | HR       | RBI      | BB       | SO       | SB-A       |
|---------------|------------|-------------|----------|----------|----------|----------|----------|----------|----------|----------|----------|------------|
| 2022          | 2-0        | .000        | 1        | 1        | 0        | 0        | 0        | 0        | 0        | 0        | 1        | 1-1        |
| <b>TOTALS</b> | <b>2-0</b> | <b>.000</b> | <b>1</b> | <b>1</b> | <b>0</b> | <b>0</b> | <b>0</b> | <b>0</b> | <b>0</b> | <b>0</b> | <b>1</b> | <b>1-1</b> |

### CAREER SEC TOTALS

| YEAR          | GP-GS     | AVG       | AB        | R         | H         | 2B        | 3B        | HR        | RBI       | BB        | SO        | SB-A      |
|---------------|-----------|-----------|-----------|-----------|-----------|-----------|-----------|-----------|-----------|-----------|-----------|-----------|
| 2022          | --        | --        | --        | --        | --        | --        | --        | --        | --        | --        | --        | --        |
| <b>TOTALS</b> | <b>--</b> | <b>--</b> | <b>--</b> | <b>--</b> | <b>--</b> | <b>--</b> | <b>--</b> | <b>--</b> | <b>--</b> | <b>--</b> | <b>--</b> | <b>--</b> |

## #5 ANTHONY MIGLIACCI, UTL - FR.

**LAST GAME:** --

**CURRENT STREAK:** --

- Attended Detroit Country Day (Wyandotte, Mich.)
- The fourth overall prospect in Michigan according to Perfect Game, and the top-ranked catcher
- Rated the sixth-best catcher nationally
- 2021 Perfect Game Preseason All-America

### CAREER TOTALS

| YEAR          | GP-GS     | AVG       | AB        | R         | H         | 2B        | 3B        | HR        | RBI       | BB        | SO        | SB-A      |
|---------------|-----------|-----------|-----------|-----------|-----------|-----------|-----------|-----------|-----------|-----------|-----------|-----------|
| 2022          | --        | --        | --        | --        | --        | --        | --        | --        | --        | --        | --        | --        |
| <b>TOTALS</b> | <b>--</b> | <b>--</b> | <b>--</b> | <b>--</b> | <b>--</b> | <b>--</b> | <b>--</b> | <b>--</b> | <b>--</b> | <b>--</b> | <b>--</b> | <b>--</b> |

### CAREER SEC TOTALS

| YEAR          | GP-GS     | AVG       | AB        | R         | H         | 2B        | 3B        | HR        | RBI       | BB        | SO        | SB-A      |
|---------------|-----------|-----------|-----------|-----------|-----------|-----------|-----------|-----------|-----------|-----------|-----------|-----------|
| 2022          | --        | --        | --        | --        | --        | --        | --        | --        | --        | --        | --        | --        |
| <b>TOTALS</b> | <b>--</b> | <b>--</b> | <b>--</b> | <b>--</b> | <b>--</b> | <b>--</b> | <b>--</b> | <b>--</b> | <b>--</b> | <b>--</b> | <b>--</b> | <b>--</b> |

## #6 TATE KOLWYCK, IF - SR.

**LAST GAME:** (3/22 vs. Belmont) 0-3, BB, R

**CURRENT STREAK:** 15-game on-base streak

- Connected on his first career grand slam against Oklahoma State (March 13) last season
- Two-sport athlete in high school at Arlington High School, who also competed in football
- School-record 10,213 yards passing as a prep quarterback at Arlington (Memphis, Tenn.)
- Majoring in human and organizational development

### CAREER TOTALS

| YEAR          | GP-GS        | AVG         | AB         | R         | H         | 2B        | 3B       | HR        | RBI       | BB        | SO        | SB-A       |
|---------------|--------------|-------------|------------|-----------|-----------|-----------|----------|-----------|-----------|-----------|-----------|------------|
| 2019          | 4-0          | .667        | 3          | 1         | 2         | 2         | 0        | 0         | 1         | 1         | 0         | 0-0        |
| 2020          | 11-6         | .174        | 23         | 2         | 4         | 2         | 0        | 1         | 4         | 3         | 8         | 0-0        |
| 2021          | 43-39        | .290        | 138        | 28        | 40        | 10        | 1        | 6         | 25        | 16        | 35        | 2-2        |
| 2022          | 20-20        | .333        | 72         | 16        | 24        | 7         | 0        | 6         | 20        | 6         | 14        | 0-0        |
| <b>TOTALS</b> | <b>78-65</b> | <b>.297</b> | <b>236</b> | <b>47</b> | <b>70</b> | <b>21</b> | <b>1</b> | <b>13</b> | <b>50</b> | <b>26</b> | <b>57</b> | <b>2-2</b> |

### CAREER SEC TOTALS

| YEAR          | GP-GS        | AVG         | AB        | R         | H         | 2B       | 3B       | HR       | RBI       | BB       | SO        | SB-A       |
|---------------|--------------|-------------|-----------|-----------|-----------|----------|----------|----------|-----------|----------|-----------|------------|
| 2021          | 15-14        | .321        | 53        | 12        | 17        | 5        | 0        | 3        | 8         | 2        | 12        | 1-1        |
| 2022          | 3-3          | .455        | 11        | 3         | 5         | 1        | 0        | 2        | 5         | 1        | 4         | 0-0        |
| <b>TOTALS</b> | <b>18-17</b> | <b>.344</b> | <b>64</b> | <b>15</b> | <b>22</b> | <b>6</b> | <b>0</b> | <b>5</b> | <b>13</b> | <b>3</b> | <b>16</b> | <b>1-1</b> |

## #9 CARTER YOUNG, IF - JR.

**LAST GAME:** (3/22 vs. Belmont) 2-4, HR, 2 RBI, BB, 2 R

**CURRENT STREAK:** Nine-game hit streak, 17-game on-base streak

- Led the team in home runs with 16 on the campaign, which tied him for sixth in the SEC
- Registered 52 RBI, placing him second on the squad
- Selected to the 2021 Newcomer All-SEC Team
- Majoring in American studies

### CAREER TOTALS

| YEAR          | GP-GS        | AVG         | AB         | R         | H          | 2B        | 3B       | HR        | RBI       | BB        | SO         | SB-A         |
|---------------|--------------|-------------|------------|-----------|------------|-----------|----------|-----------|-----------|-----------|------------|--------------|
| 2020          | 18-18        | .328        | 61         | 10        | 20         | 3         | 0        | 0         | 12        | 4         | 17         | 1-1          |
| 2021          | 61-61        | .252        | 238        | 47        | 60         | 15        | 5        | 16        | 52        | 31        | 84         | 9-10         |
| 2022          | 20-20        | .324        | 71         | 19        | 23         | 4         | 3        | 4         | 16        | 14        | 21         | 2-3          |
| <b>TOTALS</b> | <b>99-99</b> | <b>.278</b> | <b>370</b> | <b>76</b> | <b>103</b> | <b>22</b> | <b>8</b> | <b>20</b> | <b>80</b> | <b>49</b> | <b>122</b> | <b>12-14</b> |

### CAREER SEC TOTALS

| YEAR          | GP-GS        | AVG         | AB         | R         | H         | 2B       | 3B       | HR        | RBI       | BB        | SO        | SB-A       |
|---------------|--------------|-------------|------------|-----------|-----------|----------|----------|-----------|-----------|-----------|-----------|------------|
| 2021          | 26-26        | .227        | 110        | 20        | 25        | 5        | 3        | 10        | 30        | 12        | 42        | 6-6        |
| 2022          | 3-3          | .583        | 12         | 5         | 7         | 2        | 0        | 1         | 3         | 1         | 3         | 0-0        |
| <b>TOTALS</b> | <b>29-29</b> | <b>.262</b> | <b>122</b> | <b>25</b> | <b>32</b> | <b>7</b> | <b>3</b> | <b>11</b> | <b>33</b> | <b>13</b> | <b>45</b> | <b>6-6</b> |

## #10 T.J. MCKENZIE, OF - JR.

**LAST GAME:** (3/22 vs. Belmont) 0-1

**CURRENT STREAK:** --

- Recorded his first career hit, a two-run home run, vs. Evansville (2/23)
- Selected in the 39th round of the 2019 MLB Draft by the St. Louis Cardinals
- Brother, Triston, is a pitcher in the Cleveland Guardians organization
- Majoring in communication studies

### CAREER TOTALS

| YEAR          | GP-GS       | AVG         | AB        | R        | H        | 2B       | 3B       | HR       | RBI      | BB       | SO       | SB-A       |
|---------------|-------------|-------------|-----------|----------|----------|----------|----------|----------|----------|----------|----------|------------|
| 2020          | 8-0         | .000        | 1         | 1        | 0        | 0        | 0        | 0        | 0        | 0        | 0        | 0-0        |
| 2021          | 4-0         | .000        | 1         | 0        | 0        | 0        | 0        | 0        | 0        | 0        | 1        | 0-0        |
| 2022          | 9-1         | .333        | 9         | 2        | 3        | 1        | 0        | 1        | 4        | 1        | 3        | 0-0        |
| <b>TOTALS</b> | <b>21-1</b> | <b>.273</b> | <b>10</b> | <b>3</b> | <b>3</b> | <b>1</b> | <b>0</b> | <b>1</b> | <b>4</b> | <b>1</b> | <b>4</b> | <b>0-0</b> |

### CAREER SEC TOTALS

| YEAR          | GP-GS     | AVG       | AB        | R         | H         | 2B        | 3B        | HR        | RBI       | BB        | SO        | SB-A      |
|---------------|-----------|-----------|-----------|-----------|-----------|-----------|-----------|-----------|-----------|-----------|-----------|-----------|
| 2021          | --        | --        | --        | --        | --        | --        | --        | --        | --        | --        | --        | --        |
| 2022          | --        | --        | --        | --        | --        | --        | --        | --        | --        | --        | --        | --        |
| <b>TOTALS</b> | <b>--</b> | <b>--</b> | <b>--</b> | <b>--</b> | <b>--</b> | <b>--</b> | <b>--</b> | <b>--</b> | <b>--</b> | <b>--</b> | <b>--</b> | <b>--</b> |

## #11 DAVIS DIAZ, IF - FR.

**LAST GAME:** (3/22 vs. Belmont) 1-4, 2B, RBI, 2 R, 2 BB

**CURRENT STREAK:** --

- SEC Freshman of the Week (March 7, 2022)
- First career hit came against Evansville (2/23) in his first collegiate start
- The No. 12 overall prospect in the state of California according to Perfect Game
- Three-time gold medalist with the USA Baseball National Team (2015, 2017, 2018)

### CAREER TOTALS

| YEAR          | GP-GS        | AVG         | AB        | R         | H         | 2B       | 3B       | HR       | RBI       | BB        | SO       | SB-A       |
|---------------|--------------|-------------|-----------|-----------|-----------|----------|----------|----------|-----------|-----------|----------|------------|
| 2022          | 19-17        | .382        | 55        | 22        | 21        | 5        | 0        | 1        | 11        | 15        | 7        | 3-3        |
| <b>TOTALS</b> | <b>19-17</b> | <b>.382</b> | <b>55</b> | <b>22</b> | <b>21</b> | <b>5</b> | <b>0</b> | <b>1</b> | <b>11</b> | <b>15</b> | <b>7</b> | <b>3-3</b> |

### CAREER SEC TOTALS

| YEAR          | GP-GS      | AVG         | AB        | R        | H        | 2B       | 3B       | HR       | RBI      | BB       | SO       | SB-A       |
|---------------|------------|-------------|-----------|----------|----------|----------|----------|----------|----------|----------|----------|------------|
| 2022          | 3-3        | .300        | 10        | 3        | 3        | 0        | 0        | 1        | 3        | 3        | 2        | 1-1        |
| <b>TOTALS</b> | <b>3-3</b> | <b>.300</b> | <b>10</b> | <b>3</b> | <b>3</b> | <b>0</b> | <b>0</b> | <b>1</b> | <b>3</b> | <b>3</b> | <b>2</b> | <b>1-1</b> |



# STUDENT-ATHLETE NOTES (BATTING)

## #12 DOMINIC KEEGAN, UTL - SR.

**LAST GAME:** (3/22 vs. Belmont) 2-3, 3B, 2 RBI, R, BB

**CURRENT STREAK:** Eight-game on-base streak

- Selected by the New York Yankees with the 573rd pick in the 19th round of the 2021 MLB Draft
- Second Team All-America honors from Perfect Game in 2021
- ABCA All-Southeast Region first team selection
- Majoring in communication studies

### CAREER TOTALS

| YEAR   | GP-GS  | AVG  | AB  | R  | H   | 2B | 3B | HR | RBI | BB | SO  | SB-A |
|--------|--------|------|-----|----|-----|----|----|----|-----|----|-----|------|
| 2019   | 15-0   | .227 | 22  | 3  | 5   | 1  | 0  | 0  | 1   | 2  | 6   | 0-0  |
| 2020   | 9-8    | .242 | 33  | 3  | 8   | 2  | 0  | 0  | 4   | 2  | 10  | 0-0  |
| 2021   | 60-60  | .345 | 232 | 56 | 80  | 17 | 3  | 15 | 57  | 30 | 74  | 0-1  |
| 2022   | 20-20  | .437 | 71  | 17 | 31  | 8  | 1  | 5  | 24  | 13 | 12  | 0-0  |
| TOTALS | 104-88 | .346 | 358 | 79 | 124 | 28 | 4  | 20 | 86  | 47 | 102 | 0-1  |

### CAREER SEC TOTALS

| YEAR   | GP-GS | AVG  | AB  | R  | H  | 2B | 3B | HR | RBI | BB | SO | SB-A |
|--------|-------|------|-----|----|----|----|----|----|-----|----|----|------|
| 2019   | 7-0   | .111 | 9   | 0  | 1  | 0  | 0  | 0  | 0   | 2  | 2  | 0-0  |
| 2020   | --    | --   | --  | -- | -- | -- | -- | -- | --  | -- | -- | --   |
| 2021   | 27-27 | .319 | 113 | 21 | 36 | 5  | 0  | 5  | 19  | 9  | 42 | 0-1  |
| 2022   | 3-3   | .417 | 12  | 2  | 5  | 2  | 0  | 1  | 4   | 1  | 3  | 0-0  |
| TOTALS | 37-30 | .313 | 134 | 23 | 42 | 7  | 0  | 6  | 23  | 12 | 47 | 0-1  |

## #13 JONATHAN VASTINE, IF - FR.

**LAST GAME:** (3/22 vs. Belmont) 0-1

**CURRENT STREAK:** --

- First collegiate hit came against Oklahoma State (2/19)
- The No. 19 overall prospect in the state of Florida according to Perfect Game
- Rated the sixth-best shortstop in Georgia
- 2021 Perfect Game Preseason All-America

### CAREER TOTALS

| YEAR   | GP-GS | AVG  | AB | R | H | 2B | 3B | HR | RBI | BB | SO | SB-A |
|--------|-------|------|----|---|---|----|----|----|-----|----|----|------|
| 2022   | 10-3  | .154 | 13 | 1 | 2 | 0  | 0  | 0  | 1   | 1  | 4  | 1-1  |
| TOTALS | 10-3  | .154 | 13 | 1 | 2 | 0  | 0  | 0  | 1   | 1  | 4  | 1-1  |

### CAREER SEC TOTALS

| YEAR   | GP-GS | AVG  | AB | R | H | 2B | 3B | HR | RBI | BB | SO | SB-A |
|--------|-------|------|----|---|---|----|----|----|-----|----|----|------|
| 2022   | 2-0   | .000 | 1  | 0 | 0 | 0  | 0  | 0  | 0   | 0  | 1  | 0-0  |
| TOTALS | 2-0   | .000 | 1  | 0 | 0 | 0  | 0  | 0  | 0   | 0  | 1  | 0-0  |

## #16 JACK BULGER, UTL - SO.

**LAST GAME:** (3/22 vs. Belmont) 1-4, HR, 2 RBI, 2 R

**CURRENT STREAK:** --

- Belted his first home run of the season against Belmont (March 22)
- Selected to the Freshman All-SEC Team in 2021
- Named SEC Co-Freshman of the Week on April 19, 2021
- Majoring in economics

### CAREER TOTALS

| YEAR   | GP-GS | AVG  | AB  | R  | H  | 2B | 3B | HR | RBI | BB | SO | SB-A |
|--------|-------|------|-----|----|----|----|----|----|-----|----|----|------|
| 2021   | 50-41 | .274 | 157 | 32 | 43 | 7  | 0  | 5  | 28  | 25 | 40 | 2-2  |
| 2022   | 18-17 | .242 | 62  | 9  | 15 | 0  | 0  | 1  | 6   | 9  | 7  | 2-2  |
| TOTALS | 68-58 | .265 | 219 | 41 | 58 | 7  | 0  | 6  | 34  | 34 | 47 | 4-4  |

### CAREER SEC TOTALS

| YEAR   | GP-GS | AVG  | AB | R  | H  | 2B | 3B | HR | RBI | BB | SO | SB-A |
|--------|-------|------|----|----|----|----|----|----|-----|----|----|------|
| 2021   | 22-21 | .321 | 81 | 13 | 26 | 4  | 0  | 4  | 19  | 8  | 24 | 1-1  |
| 2022   | 3-3   | .000 | 6  | 1  | 0  | 0  | 0  | 0  | 0   | 4  | 2  | 0-0  |
| TOTALS | 25-24 | .299 | 87 | 14 | 26 | 4  | 0  | 4  | 19  | 12 | 26 | 1-1  |

## #18 JD ROGERS, OF - FR.

**LAST GAME:** --

**CURRENT STREAK:** --

- Attended Carmel High School (Carmel, Ind.)
- The third overall prospect in the state of Indiana according to Perfect Game, and the top-ranked outfielder
- Rated the No. 30 outfielder prospect nationally
- 2021 Perfect Game Preseason All-America

### CAREER TOTALS

| YEAR   | GP-GS | AVG | AB | R  | H  | 2B | 3B | HR | RBI | BB | SO | SB-A |
|--------|-------|-----|----|----|----|----|----|----|-----|----|----|------|
| 2022   | --    | --  | -- | -- | -- | -- | -- | -- | --  | -- | -- | --   |
| TOTALS | --    | --  | -- | -- | -- | -- | -- | -- | --  | -- | -- | --   |

### CAREER SEC TOTALS

| YEAR   | GP-GS | AVG | AB | R  | H  | 2B | 3B | HR | RBI | BB | SO | SB-A |
|--------|-------|-----|----|----|----|----|----|----|-----|----|----|------|
| 2022   | --    | --  | -- | -- | -- | -- | -- | -- | --  | -- | -- | --   |
| TOTALS | --    | --  | -- | -- | -- | -- | -- | -- | --  | -- | -- | --   |

## #19 TROY LANEVE, OF - JR.

**LAST GAME:** (3/22 vs. Belmont) 0-1

**CURRENT STREAK:** --

- Named SEC Player of the Week on May 24, 2021
- Belted a walk-off home run in the series opener against Kentucky (May 20), helping Vanderbilt to a 4-2 victory
- Recorded four RBI in the 10-0 NCAA Regional-opening win over Presbyterian (June 4)
- Majoring in human and organizational development

### CAREER TOTALS

| YEAR   | GP-GS | AVG  | AB  | R   | H  | 2B | 3B | HR | RBI | BB | SO | SB-A |
|--------|-------|------|-----|-----|----|----|----|----|-----|----|----|------|
| 2020   | 2-0   | .000 | 1   | 0   | 0  | 0  | 0  | 0  | 0   | 0  | 1  | 0-0  |
| 2021   | 37-19 | .286 | 84  | 16  | 24 | 7  | 0  | 6  | 22  | 4  | 27 | 0-0  |
| 2022   | 10-4  | .176 | 17  | 5   | 3  | 0  | 0  | 1  | 3   | 5  | 4  | 0-0  |
| TOTALS | 49-23 | .265 | 102 | 521 | 27 | 7  | 0  | 7  | 25  | 9  | 32 | 0-0  |

### CAREER SEC TOTALS

| YEAR   | GP-GS | AVG  | AB | R  | H  | 2B | 3B | HR | RBI | BB | SO | SB-A |
|--------|-------|------|----|----|----|----|----|----|-----|----|----|------|
| 2021   | 12-7  | .419 | 31 | 9  | 13 | 2  | 0  | 4  | 9   | 2  | 8  | 0-0  |
| 2022   | 2-0   | .000 | 1  | 1  | 0  | 0  | 0  | 0  | 0   | 1  | 0  | 0-0  |
| TOTALS | 14-7  | .406 | 32 | 10 | 13 | 2  | 0  | 4  | 9   | 3  | 8  | 0-0  |

## #21 CALVIN HEWETT, OF - SO.

**LAST GAME:** (3/22 vs. Belmont) 1-1

**CURRENT STREAK:** --

- Hit first collegiate home run vs. Wagner (March 13)
- Notched first hit, a two-RBI double, in the series opener versus Illinois-Chicago (March 5)
- Registered a pair of knocks in a 5-2 win over Georgia (April 9)
- Undeclared major

### CAREER TOTALS

| YEAR   | GP-GS | AVG  | AB | R | H | 2B | 3B | HR | RBI | BB | SO | SB-A |
|--------|-------|------|----|---|---|----|----|----|-----|----|----|------|
| 2021   | 15-2  | .571 | 7  | 3 | 4 | 2  | 0  | 0  | 3   | 1  | 1  | 0-0  |
| 2022   | 8-0   | .500 | 8  | 3 | 4 | 1  | 0  | 1  | 1   | 0  | 0  | 0-0  |
| TOTALS | 23-2  | .533 | 15 | 6 | 8 | 3  | 0  | 1  | 4   | 1  | 1  | 0-0  |

### CAREER SEC TOTALS

| YEAR   | GP-GS | AVG  | AB | R  | H  | 2B | 3B | HR | RBI | BB | SO | SB-A |
|--------|-------|------|----|----|----|----|----|----|-----|----|----|------|
| 2021   | 3-2   | .400 | 5  | 0  | 2  | 0  | 0  | 0  | 0   | 1  | 1  | 0-0  |
| 2022   | --    | --   | -- | -- | -- | -- | -- | -- | --  | -- | -- | --   |
| TOTALS | 3-2   | .400 | 5  | 0  | 2  | 0  | 0  | 0  | 0   | 1  | 1  | 0-0  |

## #23 KENNY MALLORY JR., UTL - FR.

**LAST GAME:** (3/22 vs. Belmont) 0-1

**CURRENT STREAK:** --

- Made collegiate debut vs. Wagner (March 13)
- Attended Mountain View High School (Lawrenceville, Ga.)
- The No. 20 overall prospect in the state of Georgia according to Perfect Game
- 2021 Perfect Game Preseason All-America

### CAREER TOTALS

| YEAR   | GP-GS | AVG  | AB | R | H | 2B | 3B | HR | RBI | BB | SO | SB-A |
|--------|-------|------|----|---|---|----|----|----|-----|----|----|------|
| 2022   | 2-0   | .000 | 3  | 0 | 0 | 0  | 0  | 0  | 0   | 0  | 2  | 0-0  |
| TOTALS | 2-0   | .000 | 3  | 0 | 0 | 0  | 0  | 0  | 0   | 0  | 2  | 0-0  |

### CAREER SEC TOTALS

| YEAR   | GP-GS | AVG | AB | R  | H  | 2B | 3B | HR | RBI | BB | SO | SB-A |
|--------|-------|-----|----|----|----|----|----|----|-----|----|----|------|
| 2022   | --    | --  | -- | -- | -- | -- | -- | -- | --  | -- | -- | --   |
| TOTALS | --    | --  | -- | -- | -- | -- | -- | -- | --  | -- | -- | --   |

## #25 PARKER NOLAND, IF - JR.

**LAST GAME:** (3/22 vs. Belmont) 2-4, RBI, 2 R, BB

**CURRENT STREAK:** --

- Started 66 of Vanderbilt's 67 games in 2021
- Tallied 64 hits on the season to rank fourth on the team
- Notched four hits in the three games of the NCAA Regional against Presbyterian and Georgia Tech (June 4-6)
- Majoring in human and organizational development

### CAREER TOTALS

| YEAR   | GP-GS | AVG  | AB  | R  | H  | 2B | 3B | HR | RBI | BB | SO  | SB-A |
|--------|-------|------|-----|----|----|----|----|----|-----|----|-----|------|
| 2020   | 17-14 | .259 | 58  | 8  | 15 | 3  | 0  | 0  | 11  | 7  | 14  | 2-2  |
| 2021   | 66-66 | .260 | 246 | 39 | 64 | 15 | 0  | 7  | 43  | 28 | 77  | 4-4  |
| 2022   | 16-11 | .250 | 40  | 9  | 10 | 0  | 0  | 1  | 8   | 7  | 15  | 2-3  |
| TOTALS | 99-91 | .259 | 344 | 56 | 89 | 18 | 0  | 8  | 62  | 42 | 106 | 8-9  |

### CAREER SEC TOTALS

| YEAR   | GP-GS | AVG  | AB  | R  | H  | 2B | 3B | HR | RBI | BB | SO | SB-A |
|--------|-------|------|-----|----|----|----|----|----|-----|----|----|------|
| 2021   | 28-28 | .222 | 108 | 18 | 24 | 8  | 0  | 4  | 13  | 11 | 41 | 0-0  |
| 2022   | 1-0   | .000 | 0   | 0  | 0  | 0  | 0  | 0  | 0   | 0  | 0  | 0-0  |
| TOTALS | 29-28 | .222 | 108 | 18 | 24 | 8  | 0  | 4  | 13  | 11 | 41 | 0-0  |

## STUDENT-ATHLETE NOTES (BATTING)

### #34 SPENCER JONES, UTL - JR.

**LAST GAME:** (3/22 vs. Belmont) 3-4, 4 RBI, R

**CURRENT STREAK:**

- Scored the winning run against Stanford in the College World Series to help Vanderbilt walk it off against the Cardinal (June 25)
- Recorded a career-high four hits in the second game of the LSU (April 2), helping the Commodores to a series-clinching victory over the Tigers
- Selected in the 31st round of the 2019 MLB Draft by the Los Angeles Angels
- Majoring in communication studies

#### CAREER TOTALS

| YEAR          | GP-GS        | AVG         | AB         | R         | H         | 2B        | 3B       | HR       | RBI       | BB        | SO        | SB-A         |
|---------------|--------------|-------------|------------|-----------|-----------|-----------|----------|----------|-----------|-----------|-----------|--------------|
| 2020          | 14-8         | .206        | 34         | 8         | 7         | 4         | 0        | 0        | 3         | 4         | 7         | 1-1          |
| 2021          | 34-24        | .274        | 95         | 16        | 26        | 5         | 0        | 3        | 10        | 7         | 33        | 4-4          |
| 2022          | 20-20        | .371        | 70         | 21        | 26        | 9         | 0        | 3        | 18        | 12        | 21        | 5-5          |
| <b>TOTALS</b> | <b>68-52</b> | <b>.296</b> | <b>199</b> | <b>45</b> | <b>59</b> | <b>18</b> | <b>0</b> | <b>6</b> | <b>31</b> | <b>23</b> | <b>21</b> | <b>10-10</b> |

#### CAREER SEC TOTALS

| YEAR          | GP-GS        | AVG         | AB        | R         | H         | 2B       | 3B       | HR       | RBI      | BB       | SO        | SB-A       |
|---------------|--------------|-------------|-----------|-----------|-----------|----------|----------|----------|----------|----------|-----------|------------|
| 2021          | 15-13        | .302        | 53        | 6         | 16        | 1        | 0        | 1        | 5        | 0        | 20        | 1-1        |
| 2022          | 3-3          | .182        | 11        | 5         | 2         | 0        | 0        | 1        | 2        | 2        | 4         | 0-0        |
| <b>TOTALS</b> | <b>18-16</b> | <b>.281</b> | <b>64</b> | <b>11</b> | <b>18</b> | <b>1</b> | <b>0</b> | <b>2</b> | <b>7</b> | <b>2</b> | <b>24</b> | <b>1-1</b> |

### #39 GAVIN CASAS, IF - SO.

**LAST GAME:** (3/22 vs. Belmont) 0-1

**CURRENT STREAK:** Eight-game on-base streak

- Hit first collegiate home run vs. Wagner (March 13)
- Notched his first collegiate hit in Game 2 of the Sunday doubleheader with Georgia State (Feb. 28), scoring one run
- Nation's fifth-ranked first baseman by Perfect Game
- Florida's top-ranked first baseman and 45th-rated overall prospect

#### CAREER TOTALS

| YEAR          | GP-GS       | AVG         | AB        | R        | H         | 2B       | 3B       | HR       | RBI       | BB       | SO        | SB-A       |
|---------------|-------------|-------------|-----------|----------|-----------|----------|----------|----------|-----------|----------|-----------|------------|
| 2021          | 9-0         | .200        | 10        | 2        | 2         | 1        | 0        | 0        | 1         | 1        | 2         | 0-0        |
| 2022          | 14-9        | .361        | 36        | 6        | 13        | 3        | 0        | 1        | 14        | 5        | 13        | 0-0        |
| <b>TOTALS</b> | <b>23-9</b> | <b>.326</b> | <b>46</b> | <b>8</b> | <b>15</b> | <b>4</b> | <b>0</b> | <b>1</b> | <b>15</b> | <b>6</b> | <b>15</b> | <b>0-0</b> |

#### CAREER SEC TOTALS

| YEAR          | GP-GS      | AVG         | AB       | R        | H        | 2B       | 3B       | HR       | RBI      | BB       | SO       | SB-A       |
|---------------|------------|-------------|----------|----------|----------|----------|----------|----------|----------|----------|----------|------------|
| 2021          | --         | --          | --       | --       | --       | --       | --       | --       | --       | --       | --       | --         |
| 2022          | 3-3        | .222        | 9        | 2        | 2        | 0        | 0        | 0        | 5        | 2        | 4        | 0-0        |
| <b>TOTALS</b> | <b>3-3</b> | <b>.222</b> | <b>9</b> | <b>2</b> | <b>2</b> | <b>0</b> | <b>0</b> | <b>0</b> | <b>5</b> | <b>2</b> | <b>4</b> | <b>0-0</b> |

### #45 ALAN ESPINAL, C - SO.

**LAST GAME:** (3/22 vs. Belmont) 0-1

**CURRENT STREAK:** --

- Belted a home run in his lone trip to the plate in the win over Florida International (May 18), marking the first hit of his collegiate career
- Nation's 28th-best catcher by Perfect Game
- Florida's eighth-ranked catcher and 61st-rated overall prospect
- Undeclared major

#### CAREER TOTALS

| YEAR          | GP-GS       | AVG         | AB        | R        | H        | 2B       | 3B       | HR       | RBI      | BB       | SO       | SB-A       |
|---------------|-------------|-------------|-----------|----------|----------|----------|----------|----------|----------|----------|----------|------------|
| 2021          | 6-0         | .200        | 5         | 1        | 1        | 0        | 0        | 1        | 1        | 0        | 2        | 0-0        |
| 2022          | 6-0         | .167        | 6         | 1        | 1        | 0        | 0        | 0        | 0        | 1        | 4        | 0-0        |
| <b>TOTALS</b> | <b>12-0</b> | <b>.182</b> | <b>11</b> | <b>2</b> | <b>2</b> | <b>0</b> | <b>0</b> | <b>1</b> | <b>1</b> | <b>1</b> | <b>6</b> | <b>0-0</b> |

#### CAREER SEC TOTALS

| YEAR          | GP-GS      | AVG         | AB       | R        | H        | 2B       | 3B       | HR       | RBI      | BB       | SO       | SB-A       |
|---------------|------------|-------------|----------|----------|----------|----------|----------|----------|----------|----------|----------|------------|
| 2021          | --         | --          | --       | --       | --       | --       | --       | --       | --       | --       | --       | --         |
| 2022          | 1-0        | .000        | 0        | 0        | 0        | 0        | 0        | 0        | 0        | 0        | 0        | 0-0        |
| <b>TOTALS</b> | <b>1-0</b> | <b>.000</b> | <b>0</b> | <b>0</b> | <b>0</b> | <b>0</b> | <b>0</b> | <b>0</b> | <b>0</b> | <b>0</b> | <b>0</b> | <b>0-0</b> |

### #48 CHRISTIAN SMITH, OF - FR.

**LAST GAME:** --

**CURRENT STREAK:** --

- Attended Grady High School (Atlanta, Ga.)
- The No. 21 overall prospect in the state of Georgia according to Perfect Game
- Rated the third-best outfielder in Georgia
- 2021 Perfect Game Preseason All-America

#### CAREER TOTALS

| YEAR          | GP-GS     | AVG       | AB        | R         | H         | 2B        | 3B        | HR        | RBI       | BB        | SO        | SB-A      |
|---------------|-----------|-----------|-----------|-----------|-----------|-----------|-----------|-----------|-----------|-----------|-----------|-----------|
| 2022          | --        | --        | --        | --        | --        | --        | --        | --        | --        | --        | --        | --        |
| <b>TOTALS</b> | <b>--</b> | <b>--</b> | <b>--</b> | <b>--</b> | <b>--</b> | <b>--</b> | <b>--</b> | <b>--</b> | <b>--</b> | <b>--</b> | <b>--</b> | <b>--</b> |

#### CAREER SEC TOTALS

| YEAR          | GP-GS     | AVG       | AB        | R         | H         | 2B        | 3B        | HR        | RBI       | BB        | SO        | SB-A      |
|---------------|-----------|-----------|-----------|-----------|-----------|-----------|-----------|-----------|-----------|-----------|-----------|-----------|
| 2022          | --        | --        | --        | --        | --        | --        | --        | --        | --        | --        | --        | --        |
| <b>TOTALS</b> | <b>--</b> | <b>--</b> | <b>--</b> | <b>--</b> | <b>--</b> | <b>--</b> | <b>--</b> | <b>--</b> | <b>--</b> | <b>--</b> | <b>--</b> | <b>--</b> |

### #51 ENRIQUE BRADFIELD JR., OF - SO.

**LAST GAME:** (3/22 vs. Belmont) 2-4, 2 R, SB, BB

**CURRENT STREAK:** Eight-game hit streak, 14-game on-base streak

- 2021 SEC Freshman of the Year
- Consensus All-American and unanimous Freshman All-American last season
- Named to the ABCA/Rawlings Division I Gold Glove Team
- Undeclared major

#### CAREER TOTALS

| YEAR          | GP-GS        | AVG         | AB         | R         | H          | 2B        | 3B       | HR       | RBI       | BB        | SO        | SB-A         |
|---------------|--------------|-------------|------------|-----------|------------|-----------|----------|----------|-----------|-----------|-----------|--------------|
| 2021          | 67-67        | .336        | 244        | 60        | 82         | 8         | 4        | 1        | 38        | 45        | 42        | 47-53        |
| 2022          | 20-20        | .347        | 75         | 25        | 26         | 4         | 2        | 2        | 12        | 13        | 12        | 13-13        |
| <b>TOTALS</b> | <b>87-87</b> | <b>.339</b> | <b>319</b> | <b>85</b> | <b>108</b> | <b>12</b> | <b>6</b> | <b>3</b> | <b>50</b> | <b>58</b> | <b>54</b> | <b>60-66</b> |

#### CAREER SEC TOTALS

| YEAR          | GP-GS        | AVG         | AB         | R         | H         | 2B       | 3B       | HR       | RBI       | BB        | SO        | SB-A         |
|---------------|--------------|-------------|------------|-----------|-----------|----------|----------|----------|-----------|-----------|-----------|--------------|
| 2021          | 29-29        | .373        | 110        | 29        | 41        | 4        | 1        | 1        | 20        | 21        | 14        | 28-32        |
| 2022          | 3-3          | .500        | 14         | 5         | 7         | 1        | 1        | 1        | 4         | 1         | 2         | 0-0          |
| <b>TOTALS</b> | <b>32-32</b> | <b>.287</b> | <b>124</b> | <b>34</b> | <b>48</b> | <b>5</b> | <b>2</b> | <b>2</b> | <b>24</b> | <b>23</b> | <b>16</b> | <b>28-32</b> |

### #52 SAM HUNT, UTL - FR.

**LAST GAME:** --

**CURRENT STREAK:** --

- Spent two years at St. Louis Park (Minn.) High School before transferring to IMG Academy (Bradenton, Fla.)
- The second-best overall prospect in the state of Minnesota according to Perfect Game
- Rated the 31st-best catcher nationally
- 2020 Perfect Game Preseason Underclassmen All-America

#### CAREER TOTALS

| YEAR          | GP-GS     | AVG       | AB        | R         | H         | 2B        | 3B        | HR        | RBI       | BB        | SO        | SB-A      |
|---------------|-----------|-----------|-----------|-----------|-----------|-----------|-----------|-----------|-----------|-----------|-----------|-----------|
| 2022          | --        | --        | --        | --        | --        | --        | --        | --        | --        | --        | --        | --        |
| <b>TOTALS</b> | <b>--</b> | <b>--</b> | <b>--</b> | <b>--</b> | <b>--</b> | <b>--</b> | <b>--</b> | <b>--</b> | <b>--</b> | <b>--</b> | <b>--</b> | <b>--</b> |

#### CAREER SEC TOTALS

| YEAR          | GP-GS     | AVG       | AB        | R         | H         | 2B        | 3B        | HR        | RBI       | BB        | SO        | SB-A      |
|---------------|-----------|-----------|-----------|-----------|-----------|-----------|-----------|-----------|-----------|-----------|-----------|-----------|
| 2022          | --        | --        | --        | --        | --        | --        | --        | --        | --        | --        | --        | --        |
| <b>TOTALS</b> | <b>--</b> | <b>--</b> | <b>--</b> | <b>--</b> | <b>--</b> | <b>--</b> | <b>--</b> | <b>--</b> | <b>--</b> | <b>--</b> | <b>--</b> | <b>--</b> |



# The Automated ScoreBook

## Overall Statistics for Vanderbilt (as of Mar 22, 2022)

### (All games Sorted by Batting avg)



Record: 18-2 Home: 13-2 Away: 4-0 Neutral: 1-0 SEC: 3-0

| Player                  | avg  | gp-gs | ab  | r   | h   | 2b | 3b | hr | rbi | tb  | slg%  | bb  | hp | so  | gdp | ob%  | sf | sh | sb-att | po  | a   | e  | fld%  |
|-------------------------|------|-------|-----|-----|-----|----|----|----|-----|-----|-------|-----|----|-----|-----|------|----|----|--------|-----|-----|----|-------|
| 12 Dominic Keegan       | .437 | 20-20 | 71  | 17  | 31  | 8  | 1  | 5  | 24  | 56  | .789  | 13  | 0  | 12  | 2   | .518 | 1  | 0  | 0-0    | 160 | 15  | 3  | .983  |
| 11 Davis Diaz           | .382 | 19-17 | 55  | 22  | 21  | 5  | 0  | 1  | 11  | 29  | .527  | 15  | 2  | 7   | 4   | .500 | 4  | 3  | 3-3    | 11  | 28  | 1  | .975  |
| 34 Spencer Jones        | .371 | 20-20 | 70  | 21  | 26  | 9  | 0  | 3  | 18  | 44  | .629  | 12  | 3  | 21  | 2   | .477 | 1  | 0  | 5-5    | 16  | 0   | 0  | 1.000 |
| 51 Enrique Bradfield Jr | .347 | 20-20 | 75  | 25  | 26  | 4  | 2  | 2  | 12  | 40  | .533  | 13  | 0  | 12  | 0   | .433 | 2  | 0  | 13-13  | 27  | 0   | 1  | .964  |
| 6 Tate Kolwyck          | .333 | 20-20 | 72  | 16  | 24  | 7  | 0  | 6  | 20  | 49  | .681  | 6   | 0  | 14  | 3   | .380 | 1  | 2  | 0-0    | 15  | 39  | 2  | .964  |
| 9 Carter Young          | .324 | 20-20 | 71  | 19  | 23  | 4  | 3  | 4  | 16  | 45  | .634  | 14  | 2  | 21  | 0   | .448 | 0  | 0  | 2-3    | 22  | 45  | 7  | .905  |
| 2 Javier Vaz            | .286 | 18-17 | 56  | 11  | 16  | 4  | 1  | 2  | 15  | 28  | .500  | 9   | 2  | 6   | 1   | .391 | 2  | 1  | 1-2    | 22  | 3   | 0  | 1.000 |
| 16 Jack Bulger          | .242 | 18-17 | 62  | 9   | 15  | 0  | 0  | 1  | 6   | 18  | .290  | 9   | 1  | 7   | 2   | .347 | 0  | 1  | 2-2    | 83  | 6   | 0  | 1.000 |
| -----                   |      |       |     |     |     |    |    |    |     |     |       |     |    |     |     |      |    |    |        |     |     |    |       |
| 21 Calvin Hewett        | .500 | 8-0   | 8   | 3   | 4   | 1  | 0  | 1  | 1   | 8   | 1.000 | 0   | 1  | 0   | 0   | .556 | 0  | 0  | 0-0    | 6   | 0   | 0  | 1.000 |
| 39 Gavin Casas          | .361 | 14-9  | 36  | 6   | 13  | 3  | 0  | 1  | 14  | 19  | .528  | 5   | 1  | 13  | 1   | .422 | 3  | 0  | 0-0    | 50  | 5   | 0  | 1.000 |
| 1 Matthew Polk          | .333 | 10-1  | 12  | 2   | 4   | 0  | 0  | 0  | 3   | 4   | .333  | 0   | 0  | 2   | 0   | .333 | 0  | 0  | 0-0    | 1   | 0   | 1  | .500  |
| 10 T.J. McKenzie        | .333 | 9-1   | 9   | 2   | 3   | 1  | 0  | 1  | 4   | 7   | .778  | 1   | 0  | 3   | 0   | .400 | 0  | 1  | 0-0    | 3   | 0   | 0  | 1.000 |
| 25 Parker Noland        | .250 | 16-11 | 40  | 9   | 10  | 0  | 0  | 1  | 8   | 13  | .325  | 7   | 0  | 15  | 0   | .362 | 0  | 0  | 2-3    | 68  | 7   | 2  | .974  |
| 19 Troy LaNeve          | .176 | 10-4  | 17  | 5   | 3   | 0  | 0  | 1  | 3   | 6   | .353  | 5   | 0  | 4   | 0   | .348 | 1  | 0  | 0-0    | 0   | 0   | 0  | .000  |
| 45 Alan Espinal         | .167 | 6-0   | 6   | 1   | 1   | 0  | 0  | 0  | 0   | 1   | .167  | 1   | 0  | 4   | 0   | .286 | 0  | 0  | 0-0    | 20  | 1   | 1  | .955  |
| 13 Jonathan Vastine     | .154 | 10-3  | 13  | 1   | 2   | 0  | 0  | 0  | 1   | 2   | .154  | 1   | 0  | 4   | 0   | .214 | 0  | 0  | 1-1    | 11  | 4   | 1  | .938  |
| 23 Kenny Mallory Jr.    | .000 | 2-0   | 3   | 0   | 0   | 0  | 0  | 0  | 0   | 0   | .000  | 0   | 0  | 2   | 0   | .000 | 0  | 0  | 0-0    | 0   | 0   | 0  | .000  |
| 3 Rob Gordon            | .000 | 2-0   | 1   | 1   | 0   | 0  | 0  | 0  | 0   | 0   | .000  | 0   | 0  | 1   | 0   | .000 | 0  | 0  | 1-1    | 0   | 0   | 0  | .000  |
| Totals                  | .328 | 20    | 677 | 170 | 222 | 46 | 7  | 29 | 156 | 369 | .545  | 111 | 12 | 148 | 15  | .423 | 15 | 8  | 30-33  | 525 | 176 | 21 | .971  |
| Opponents               | .181 | 20    | 619 | 53  | 112 | 19 | 1  | 4  | 48  | 145 | .234  | 60  | 18 | 247 | 12  | .271 | 4  | 5  | 17-24  | 486 | 180 | 23 | .967  |

LOB - Team (167), Opp (128). DPs turned - Team (12), Opp (16). IBB - Team (4), Keegan 3, Young 1, Opp (1). Picked off - Bulger 1, Young 1.

### (All games Sorted by Earned run avg)

| Player              | era   | w-l  | app | gs | cg | sho | sv | ip    | h   | r   | er  | bb  | so  | 2b | 3b | hr | b/avg | wp | hp | bk | sfa | sha |
|---------------------|-------|------|-----|----|----|-----|----|-------|-----|-----|-----|-----|-----|----|----|----|-------|----|----|----|-----|-----|
| 20 Carter Holton    | 2.10  | 4-0  | 5   | 5  | 1  | 0/2 | 0  | 30.0  | 11  | 7   | 7   | 6   | 45  | 1  | 1  | 2  | .111  | 0  | 4  | 0  | 0   | 1   |
| 35 Chris McElvain   | 2.49  | 3-0  | 5   | 5  | 0  | 0/1 | 0  | 25.1  | 18  | 12  | 7   | 7   | 38  | 0  | 0  | 2  | .191  | 1  | 0  | 0  | 0   | 1   |
| -----               |       |      |     |    |    |     |    |       |     |     |     |     |     |    |    |    |       |    |    |    |     |     |
| 36 Grayson Moore    | 0.00  | 0-0  | 5   | 1  | 0  | 0/0 | 0  | 11.0  | 6   | 1   | 0   | 4   | 15  | 1  | 0  | 0  | .167  | 0  | 0  | 0  | 0   | 0   |
| 97 Bryce Cunningham | 0.00  | 0-0  | 4   | 0  | 0  | 0/2 | 0  | 7.0   | 2   | 0   | 0   | 3   | 10  | 0  | 0  | 0  | .091  | 0  | 1  | 0  | 0   | 0   |
| 99 Jack Anderson    | 0.00  | 0-0  | 6   | 0  | 0  | 0/1 | 0  | 4.2   | 2   | 0   | 0   | 3   | 11  | 1  | 0  | 0  | .125  | 0  | 0  | 0  | 0   | 0   |
| 30 Nelson Berkwich  | 0.00  | 1-0  | 5   | 0  | 0  | 0/0 | 0  | 3.2   | 1   | 1   | 0   | 1   | 6   | 1  | 0  | 0  | .077  | 0  | 1  | 0  | 0   | 0   |
| 77 Brett Hansen     | 0.00  | 0-0  | 3   | 0  | 0  | 0/1 | 0  | 2.2   | 1   | 0   | 0   | 1   | 3   | 0  | 0  | 0  | .111  | 0  | 0  | 0  | 0   | 0   |
| 44 Donye Evans      | 0.00  | 0-0  | 2   | 0  | 0  | 0/0 | 0  | 2.0   | 0   | 0   | 0   | 0   | 1   | 0  | 0  | 0  | .000  | 0  | 0  | 0  | 0   | 0   |
| 88 Patrick Reilly   | 0.95  | 2-0  | 5   | 1  | 0  | 0/1 | 0  | 19.0  | 15  | 2   | 2   | 10  | 27  | 2  | 0  | 0  | .224  | 0  | 2  | 0  | 2   | 1   |
| 29 Nick Maldonado   | 1.50  | 1-1  | 3   | 3  | 0  | 0/1 | 0  | 12.0  | 12  | 5   | 2   | 4   | 7   | 5  | 0  | 0  | .267  | 1  | 1  | 0  | 1   | 0   |
| 66 Thomas Schultz   | 1.86  | 1-1  | 8   | 0  | 0  | 0/2 | 4  | 9.2   | 4   | 2   | 2   | 1   | 15  | 2  | 0  | 0  | .129  | 0  | 1  | 0  | 0   | 1   |
| 95 Devin Futrell    | 2.65  | 4-0  | 5   | 4  | 0  | 0/1 | 0  | 17.0  | 13  | 5   | 5   | 3   | 21  | 4  | 0  | 0  | .210  | 0  | 0  | 0  | 1   | 0   |
| 42 Christian Little | 2.89  | 0-0  | 6   | 0  | 0  | 0/1 | 0  | 9.1   | 8   | 3   | 3   | 4   | 14  | 1  | 0  | 0  | .216  | 1  | 1  | 0  | 0   | 1   |
| 33 Hunter Owen      | 3.12  | 2-0  | 5   | 1  | 0  | 0/1 | 0  | 17.1  | 14  | 6   | 6   | 6   | 27  | 0  | 0  | 0  | .219  | 2  | 3  | 0  | 0   | 0   |
| 98 Greysen Carter   | 3.86  | 0-0  | 3   | 0  | 0  | 0/0 | 0  | 2.1   | 1   | 2   | 1   | 4   | 3   | 0  | 0  | 0  | .125  | 0  | 2  | 0  | 0   | 0   |
| 17 Ryan Ginther     | 13.50 | 0-0  | 2   | 0  | 0  | 0/0 | 0  | 2.0   | 3   | 3   | 3   | 1   | 4   | 1  | 0  | 0  | .333  | 1  | 1  | 0  | 0   | 0   |
| 46 Gage Bradley     | 99.00 | 0-0  | 1   | 0  | 0  | 0/0 | 0  | 0.0   | 1   | 4   | 3   | 2   | 0   | 0  | 0  | 0  | 1.000 | 0  | 1  | 0  | 0   | 0   |
| Totals              | 2.11  | 18-2 | 20  | 20 | 1  | 5/5 | 4  | 175.0 | 112 | 53  | 41  | 60  | 247 | 19 | 1  | 4  | .181  | 6  | 18 | 0  | 4   | 5   |
| Opponents           | 8.33  | 2-18 | 20  | 20 | 0  | 0/0 | 1  | 162.0 | 222 | 170 | 150 | 111 | 148 | 46 | 7  | 29 | .328  | 33 | 12 | 6  | 15  | 8   |

PB - Team (4), Keegan 3, Bulger 1, Opp (9). Pickoffs - Team (1), Futrell 1, Opp (2). SBA/ATT - Keegan (13-18), Reilly (6-7), Owen (3-3), Futrell (2-3), Maldonado (0-2), Cunningham (1-2), Ginther (2-2), Bulger (1-2), Espinal (2-2), McElvain (2-2), Moore (0-1), Schultz (0-1), Berkwich (1-1).



**The Automated ScoreBook**  
**Overall Statistics for Vanderbilt (as of Mar 22, 2022)**  
**(All games Sorted by Fielding pct)**



| Player                  | c   | po  | a   | e  | fld%  | dp | sba | csb | sba%  | pb | ci |
|-------------------------|-----|-----|-----|----|-------|----|-----|-----|-------|----|----|
| 16 Jack Bulger          | 89  | 83  | 6   | 0  | 1.000 | 0  | 1   | 1   | .500  | 1  | 0  |
| 39 Gavin Casas          | 55  | 50  | 5   | 0  | 1.000 | 5  | 0   | 0   | .000  | 0  | 0  |
| 2 Javier Vaz            | 25  | 22  | 3   | 0  | 1.000 | 0  | 0   | 0   | .000  | 0  | 0  |
| 34 Spencer Jones        | 16  | 16  | 0   | 0  | 1.000 | 0  | 0   | 0   | .000  | 0  | 0  |
| 35 Chris McElvain       | 8   | 4   | 4   | 0  | 1.000 | 0  | 2   | 0   | 1.000 | 0  | 0  |
| 66 Thomas Schultz       | 6   | 1   | 5   | 0  | 1.000 | 0  | 0   | 1   | .000  | 0  | 0  |
| 21 Calvin Hewett        | 6   | 6   | 0   | 0  | 1.000 | 0  | 0   | 0   | .000  | 0  | 0  |
| 88 Patrick Reilly       | 4   | 2   | 2   | 0  | 1.000 | 1  | 6   | 1   | .857  | 0  | 0  |
| 20 Carter Holton        | 3   | 0   | 3   | 0  | 1.000 | 0  | 0   | 0   | .000  | 0  | 0  |
| 33 Hunter Owen          | 3   | 0   | 3   | 0  | 1.000 | 0  | 3   | 0   | 1.000 | 0  | 0  |
| 10 T.J. McKenzie        | 3   | 3   | 0   | 0  | 1.000 | 0  | 0   | 0   | .000  | 0  | 0  |
| 95 Devin Futrell        | 2   | 0   | 2   | 0  | 1.000 | 0  | 2   | 1   | .667  | 0  | 0  |
| 30 Nelson Berkwich      | 2   | 0   | 2   | 0  | 1.000 | 0  | 1   | 0   | 1.000 | 0  | 0  |
| 42 Christian Little     | 1   | 0   | 1   | 0  | 1.000 | 0  | 0   | 0   | .000  | 0  | 0  |
| 99 Jack Anderson        | 1   | 0   | 1   | 0  | 1.000 | 0  | 0   | 0   | .000  | 0  | 0  |
| 77 Brett Hansen         | 1   | 1   | 0   | 0  | 1.000 | 0  | 0   | 0   | .000  | 0  | 0  |
| 36 Grayson Moore        | 1   | 1   | 0   | 0  | 1.000 | 0  | 0   | 1   | .000  | 0  | 0  |
| 12 Dominic Keegan       | 178 | 160 | 15  | 3  | .983  | 3  | 13  | 5   | .722  | 3  | 0  |
| 11 Davis Diaz           | 40  | 11  | 28  | 1  | .975  | 0  | 0   | 0   | .000  | 0  | 0  |
| 25 Parker Noland        | 77  | 68  | 7   | 2  | .974  | 3  | 0   | 0   | .000  | 0  | 0  |
| 6 Tate Kolwyck          | 56  | 15  | 39  | 2  | .964  | 7  | 0   | 0   | .000  | 0  | 0  |
| 51 Enrique Bradfield Jr | 28  | 27  | 0   | 1  | .964  | 0  | 0   | 0   | .000  | 0  | 0  |
| 45 Alan Espinal         | 22  | 20  | 1   | 1  | .955  | 0  | 2   | 0   | 1.000 | 0  | 0  |
| 13 Jonathan Vastine     | 16  | 11  | 4   | 1  | .938  | 1  | 0   | 0   | .000  | 0  | 0  |
| 9 Carter Young          | 74  | 22  | 45  | 7  | .905  | 10 | 0   | 0   | .000  | 0  | 0  |
| 1 Matthew Polk          | 2   | 1   | 0   | 1  | .500  | 0  | 0   | 0   | .000  | 0  | 0  |
| 29 Nick Maldonado       | 3   | 1   | 0   | 2  | .333  | 0  | 0   | 2   | .000  | 0  | 0  |
| 44 Donye Evans          | 0   | 0   | 0   | 0  | .000  | 0  | 0   | 0   | .000  | 0  | 0  |
| 98 Greysen Carter       | 0   | 0   | 0   | 0  | .000  | 0  | 0   | 0   | .000  | 0  | 0  |
| 3 Rob Gordon            | 0   | 0   | 0   | 0  | .000  | 0  | 0   | 0   | .000  | 0  | 0  |
| 97 Bryce Cunningham     | 0   | 0   | 0   | 0  | .000  | 0  | 1   | 1   | .500  | 0  | 0  |
| 19 Troy LaNeve          | 0   | 0   | 0   | 0  | .000  | 0  | 0   | 0   | .000  | 0  | 0  |
| 46 Gage Bradley         | 0   | 0   | 0   | 0  | .000  | 0  | 0   | 0   | .000  | 0  | 0  |
| 23 Kenny Mallory Jr.    | 0   | 0   | 0   | 0  | .000  | 0  | 0   | 0   | .000  | 0  | 0  |
| 17 Ryan Ginther         | 0   | 0   | 0   | 0  | .000  | 0  | 2   | 0   | 1.000 | 0  | 0  |
| Totals                  | 722 | 525 | 176 | 21 | .971  | 12 | 17  | 7   | .708  | 4  | 0  |
| Opponents               | 689 | 486 | 180 | 23 | .967  | 16 | 30  | 3   | .909  | 9  | 0  |

Hitting minimums - 2.5 TPA/Game

Pitching minimums - 1.0 IP/Game



**The Automated ScoreBook**  
**Conference statistics for Vanderbilt (as of Mar 20, 2022)**  
**(SEC games only Sorted by Batting avg)**



Record: 3-0 Home: 3-0 Away: 0-0 SEC: 3-0

| Player                  | avg  | gp-gs | ab | r  | h  | 2b | 3b | hr | rbi | tb | slg%  | bb | hp | so | gdp | ob%  | sf | sh | sb-att | po | a  | e | fld%  |
|-------------------------|------|-------|----|----|----|----|----|----|-----|----|-------|----|----|----|-----|------|----|----|--------|----|----|---|-------|
| 9 Carter Young          | .583 | 3-3   | 12 | 5  | 7  | 2  | 0  | 1  | 3   | 12 | 1.000 | 1  | 0  | 3  | 0   | .615 | 0  | 0  | 0-0    | 2  | 3  | 0 | 1.000 |
| 51 Enrique Bradfield Jr | .500 | 3-3   | 14 | 5  | 7  | 1  | 1  | 1  | 4   | 13 | .929  | 1  | 0  | 2  | 0   | .533 | 0  | 0  | 0-0    | 5  | 0  | 0 | 1.000 |
| 6 Tate Kolwyck          | .455 | 3-3   | 11 | 3  | 5  | 1  | 0  | 2  | 5   | 12 | 1.091 | 1  | 0  | 4  | 0   | .500 | 0  | 0  | 0-0    | 3  | 4  | 0 | 1.000 |
| 12 Dominic Keegan       | .417 | 3-3   | 12 | 2  | 5  | 2  | 0  | 1  | 4   | 10 | .833  | 1  | 0  | 3  | 0   | .429 | 1  | 0  | 0-0    | 28 | 1  | 0 | 1.000 |
| 11 Davis Diaz           | .300 | 3-3   | 10 | 3  | 3  | 0  | 0  | 1  | 3   | 6  | .600  | 3  | 0  | 2  | 2   | .429 | 1  | 1  | 1-1    | 4  | 7  | 0 | 1.000 |
| 39 Gavin Casas          | .222 | 3-3   | 9  | 2  | 2  | 0  | 0  | 0  | 5   | 2  | .222  | 2  | 0  | 4  | 0   | .308 | 2  | 0  | 0-0    | 14 | 1  | 0 | 1.000 |
| 34 Spencer Jones        | .182 | 3-3   | 11 | 5  | 2  | 0  | 0  | 1  | 2   | 5  | .455  | 2  | 1  | 4  | 0   | .357 | 0  | 0  | 0-0    | 3  | 0  | 0 | 1.000 |
| 2 Javier Vaz            | .000 | 3-3   | 8  | 1  | 0  | 0  | 0  | 0  | 1   | 0  | .000  | 3  | 0  | 0  | 0   | .250 | 1  | 0  | 1-1    | 3  | 0  | 0 | 1.000 |
| 16 Jack Bulger          | .000 | 3-3   | 6  | 1  | 0  | 0  | 0  | 0  | 0   | 0  | .000  | 4  | 1  | 2  | 0   | .455 | 0  | 0  | 0-0    | 13 | 1  | 0 | 1.000 |
| -----                   |      |       |    |    |    |    |    |    |     |    |       |    |    |    |     |      |    |    |        |    |    |   |       |
| 1 Matthew Polk          | .000 | 1-0   | 1  | 0  | 0  | 0  | 0  | 0  | 0   | 0  | .000  | 0  | 0  | 0  | 0   | .000 | 0  | 0  | 0-0    | 0  | 0  | 0 | .000  |
| 13 Jonathan Vastine     | .000 | 2-0   | 1  | 0  | 0  | 0  | 0  | 0  | 0   | 0  | .000  | 0  | 0  | 1  | 0   | .000 | 0  | 0  | 0-0    | 0  | 0  | 0 | .000  |
| 19 Troy LaNeve          | .000 | 2-0   | 1  | 1  | 0  | 0  | 0  | 0  | 0   | 0  | .000  | 1  | 0  | 0  | 0   | .500 | 0  | 0  | 0-0    | 0  | 0  | 0 | .000  |
| 25 Parker Noland        | .000 | 1-0   | 0  | 0  | 0  | 0  | 0  | 0  | 0   | 0  | .000  | 0  | 0  | 0  | 0   | .000 | 0  | 0  | 0-0    | 2  | 0  | 0 | 1.000 |
| 45 Alan Espinal         | .000 | 1-0   | 0  | 0  | 0  | 0  | 0  | 0  | 0   | 0  | .000  | 0  | 0  | 0  | 0   | .000 | 0  | 0  | 0-0    | 3  | 0  | 0 | 1.000 |
| Totals                  | .323 | 3     | 96 | 28 | 31 | 6  | 1  | 7  | 27  | 60 | .625  | 19 | 2  | 25 | 2   | .426 | 5  | 1  | 2-2    | 81 | 19 | 0 | 1.000 |
| Opponents               | .160 | 3     | 94 | 6  | 15 | 1  | 0  | 2  | 6   | 22 | .234  | 7  | 3  | 40 | 0   | .238 | 1  | 0  | 3-3    | 72 | 20 | 2 | .979  |

LOB - Team (23), Opp (18). DPs turned - Team (0), Opp (2). IBB - Team (1), Keegan 1.

**(SEC games only Sorted by Earned run avg)**

| Player              | era   | w-l | app | gs | cg | sho | sv | ip   | h  | r  | er | bb | so | 2b | 3b | hr | b/avg | wp | hp | bks | sfa | sha |
|---------------------|-------|-----|-----|----|----|-----|----|------|----|----|----|----|----|----|----|----|-------|----|----|-----|-----|-----|
| 20 Carter Holton    | 0.00  | 1-0 | 1   | 1  | 0  | 0/1 | 0  | 7.0  | 3  | 0  | 0  | 1  | 10 | 0  | 0  | 0  | .130  | 0  | 2  | 0   | 0   | 0   |
| 35 Chris McElvain   | 3.00  | 1-0 | 1   | 1  | 0  | 0/0 | 0  | 6.0  | 2  | 2  | 2  | 1  | 8  | 0  | 0  | 2  | .100  | 0  | 0  | 0   | 0   | 0   |
| 33 Hunter Owen      | 10.80 | 0-0 | 1   | 1  | 0  | 0/0 | 0  | 3.1  | 3  | 4  | 4  | 2  | 5  | 0  | 0  | 0  | .231  | 0  | 0  | 0   | 0   | 0   |
| -----               |       |     |     |    |    |     |    |      |    |    |    |    |    |    |    |    |       |    |    |     |     |     |
| 88 Patrick Reilly   | 0.00  | 0-0 | 1   | 0  | 0  | 0/0 | 0  | 2.2  | 4  | 0  | 0  | 1  | 2  | 0  | 0  | 0  | .364  | 0  | 0  | 0   | 1   | 0   |
| 42 Christian Little | 0.00  | 0-0 | 1   | 0  | 0  | 0/1 | 0  | 2.0  | 0  | 0  | 0  | 0  | 4  | 0  | 0  | 0  | .000  | 0  | 0  | 0   | 0   | 0   |
| 97 Bryce Cunningham | 0.00  | 0-0 | 1   | 0  | 0  | 0/0 | 0  | 2.0  | 1  | 0  | 0  | 0  | 4  | 0  | 0  | 0  | .143  | 0  | 0  | 0   | 0   | 0   |
| 66 Thomas Schultz   | 0.00  | 0-0 | 1   | 0  | 0  | 0/0 | 1  | 1.2  | 0  | 0  | 0  | 0  | 3  | 0  | 0  | 0  | .000  | 0  | 1  | 0   | 0   | 0   |
| 30 Nelson Berkwich  | 0.00  | 1-0 | 1   | 0  | 0  | 0/0 | 0  | 1.1  | 1  | 0  | 0  | 0  | 3  | 1  | 0  | 0  | .200  | 0  | 0  | 0   | 0   | 0   |
| 77 Brett Hansen     | 0.00  | 0-0 | 1   | 0  | 0  | 0/0 | 0  | 1.0  | 0  | 0  | 0  | 1  | 1  | 0  | 0  | 0  | .000  | 0  | 0  | 0   | 0   | 0   |
| 99 Jack Anderson    | 0.00  | 0-0 | 1   | 0  | 0  | 0/0 | 0  | 0.0  | 1  | 0  | 0  | 1  | 0  | 0  | 0  | 0  | 1.000 | 0  | 0  | 0   | 0   | 0   |
| Totals              | 2.00  | 3-0 | 3   | 3  | 0  | 1/1 | 1  | 27.0 | 15 | 6  | 6  | 7  | 40 | 1  | 0  | 2  | .160  | 0  | 3  | 0   | 1   | 0   |
| Opponents           | 9.75  | 0-3 | 3   | 3  | 0  | 0/0 | 0  | 24.0 | 31 | 28 | 26 | 19 | 25 | 6  | 1  | 7  | .323  | 6  | 2  | 0   | 5   | 1   |

PB - Team (0), Opp (3). SBA/ATT - Keegan (3-3), Reilly (2-2), Owen (1-1).



**The Automated ScoreBook**  
**Conference statistics for Vanderbilt (as of Mar 20, 2022)**  
**(SEC games only Sorted by Fielding pct)**



| Player                  | c   | po | a  | e | fld%  | dp | sba | csb | sba%  | pb | ci |
|-------------------------|-----|----|----|---|-------|----|-----|-----|-------|----|----|
| 12 Dominic Keegan       | 29  | 28 | 1  | 0 | 1.000 | 0  | 3   | 0   | 1.000 | 0  | 0  |
| 39 Gavin Casas          | 15  | 14 | 1  | 0 | 1.000 | 0  | 0   | 0   | .000  | 0  | 0  |
| 16 Jack Bulger          | 14  | 13 | 1  | 0 | 1.000 | 0  | 0   | 0   | .000  | 0  | 0  |
| 11 Davis Diaz           | 11  | 4  | 7  | 0 | 1.000 | 0  | 0   | 0   | .000  | 0  | 0  |
| 6 Tate Kolwyck          | 7   | 3  | 4  | 0 | 1.000 | 0  | 0   | 0   | .000  | 0  | 0  |
| 51 Enrique Bradfield Jr | 5   | 5  | 0  | 0 | 1.000 | 0  | 0   | 0   | .000  | 0  | 0  |
| 9 Carter Young          | 5   | 2  | 3  | 0 | 1.000 | 0  | 0   | 0   | .000  | 0  | 0  |
| 2 Javier Vaz            | 3   | 3  | 0  | 0 | 1.000 | 0  | 0   | 0   | .000  | 0  | 0  |
| 34 Spencer Jones        | 3   | 3  | 0  | 0 | 1.000 | 0  | 0   | 0   | .000  | 0  | 0  |
| 45 Alan Espinal         | 3   | 3  | 0  | 0 | 1.000 | 0  | 0   | 0   | .000  | 0  | 0  |
| 25 Parker Noland        | 2   | 2  | 0  | 0 | 1.000 | 0  | 0   | 0   | .000  | 0  | 0  |
| 88 Patrick Reilly       | 1   | 0  | 1  | 0 | 1.000 | 0  | 2   | 0   | 1.000 | 0  | 0  |
| 66 Thomas Schultz       | 1   | 0  | 1  | 0 | 1.000 | 0  | 0   | 0   | .000  | 0  | 0  |
| 35 Chris McElvain       | 1   | 1  | 0  | 0 | 1.000 | 0  | 0   | 0   | .000  | 0  | 0  |
| 99 Jack Anderson        | 0   | 0  | 0  | 0 | .000  | 0  | 0   | 0   | .000  | 0  | 0  |
| 30 Nelson Berkwich      | 0   | 0  | 0  | 0 | .000  | 0  | 0   | 0   | .000  | 0  | 0  |
| 13 Jonathan Vastine     | 0   | 0  | 0  | 0 | .000  | 0  | 0   | 0   | .000  | 0  | 0  |
| 1 Matthew Polk          | 0   | 0  | 0  | 0 | .000  | 0  | 0   | 0   | .000  | 0  | 0  |
| 42 Christian Little     | 0   | 0  | 0  | 0 | .000  | 0  | 0   | 0   | .000  | 0  | 0  |
| 20 Carter Holton        | 0   | 0  | 0  | 0 | .000  | 0  | 0   | 0   | .000  | 0  | 0  |
| 77 Brett Hansen         | 0   | 0  | 0  | 0 | .000  | 0  | 0   | 0   | .000  | 0  | 0  |
| 97 Bryce Cunningham     | 0   | 0  | 0  | 0 | .000  | 0  | 0   | 0   | .000  | 0  | 0  |
| 33 Hunter Owen          | 0   | 0  | 0  | 0 | .000  | 0  | 1   | 0   | 1.000 | 0  | 0  |
| 19 Troy LaNeve          | 0   | 0  | 0  | 0 | .000  | 0  | 0   | 0   | .000  | 0  | 0  |
| Totals                  | 100 | 81 | 19 | 0 | 1.000 | 0  | 3   | 0   | 1.000 | 0  | 0  |
| Opponents               | 94  | 72 | 20 | 2 | .979  | 2  | 2   | 0   | 1.000 | 3  | 0  |

Hitting minimums - 2.5 TPA/Game

Pitching minimums - 1.0 IP/Game





**The Automated ScoreBook**  
**Game Results for Vanderbilt (as of Mar 22, 2022)**  
**(All games)**



| Date           | Opponent          | Score  | Inns | Overall | SEC   | Pitcher of record | Attend | Time |
|----------------|-------------------|--------|------|---------|-------|-------------------|--------|------|
| Feb 18, 2022   | #7 OKLAHOMA STATE | w 3-0  | 9    | 1-0-0   | 0-0-0 | McElvain (W 1-0)  | 3802   | 2:54 |
| Feb 19, 2022   | #7 OKLAHOMA STATE | L 3-4  | 9    | 1-1-0   | 0-0-0 | Maldonado (L 0-1) | 3802   | 3:00 |
| Feb 20, 2022   | #7 OKLAHOMA STATE | L 5-7  | 9    | 1-2-0   | 0-0-0 | Schultz (L 0-1)   | 3802   | 3:00 |
| Feb 23, 2022   | EVANSVILLE        | w 9-0  | 6    | 2-2-0   | 0-0-0 | Futrell (W 1-0)   | 854    | 1:58 |
| Feb 25, 2022   | ARMY              | w 7-2  | 9    | 3-2-0   | 0-0-0 | Reilly (W 1-0)    | 3609   | 3:24 |
| Feb 26, 2022   | ARMY              | w 10-7 | 9    | 4-2-0   | 0-0-0 | Holton (W 1-0)    | 3671   | 2:53 |
| Feb 27, 2022   | ARMY              | w 6-0  | 9    | 5-2-0   | 0-0-0 | Maldonado (W 1-1) | 3727   | 3:02 |
| Mar 01, 2022   | CENTRAL ARKANSAS  | w 5-2  | 9    | 6-2-0   | 0-0-0 | Futrell (W 2-0)   | 3569   | 2:49 |
| Mar 04, 2022   | at Hawaii         | w 9-2  | 9    | 7-2-0   | 0-0-0 | McElvain (W 2-0)  | 3681   | 2:58 |
| Mar 05, 2022   | at Hawaii-1       | w 12-1 | 7    | 8-2-0   | 0-0-0 | Holton (W 2-0)    | 1214   | 2:20 |
| Mar 05, 2022   | at Hawaii-2       | w 13-1 | 9    | 9-2-0   | 0-0-0 | Owen (W 1-0)      | 3160   | 3:21 |
| Mar 06, 2022   | at Hawaii         | w 2-1  | 9    | 10-2-0  | 0-0-0 | Futrell (W 3-0)   | 2741   | 3:18 |
| Mar 11, 2022   | WAGNER-1          | w 12-7 | 9    | 11-2-0  | 0-0-0 | Reilly (W 2-0)    | 3416   | 2:54 |
| Mar 11, 2022   | WAGNER-2          | w 13-0 | 9    | 12-2-0  | 0-0-0 | Holton (W 3-0)    | 3481   | 2:42 |
| Mar 13, 2022   | WAGNER            | w 15-5 | 9    | 13-2-0  | 0-0-0 | Owen (W 2-0)      | 3674   | 3:08 |
| Mar 15, 2022   | MICHIGAN          | w 5-4  | 9    | 14-2-0  | 0-0-0 | Schultz (W 1-1)   | 3802   | 3:13 |
| * Mar 18, 2022 | MISSOURI          | w 15-2 | 9    | 15-2-0  | 1-0-0 | McElvain (W 3-0)  | 3802   | 2:48 |
| * Mar 19, 2022 | MISSOURI          | w 6-0  | 9    | 16-2-0  | 2-0-0 | Holton (W 4-0)    | 3802   | 2:48 |
| * Mar 20, 2022 | MISSOURI          | w 7-4  | 9    | 17-2-0  | 3-0-0 | Berkwich (W 1-0)  | 3802   | 3:13 |
| Mar 22, 2022   | vs Belmont        | w 13-4 | 9    | 18-2-0  | 3-0-0 | Futrell (W 4-0)   | 0      | 3:10 |

( ) extra inning game



**The Automated ScoreBook**  
**Miscellaneous Stats for Vanderbilt (as of Mar 22, 2022)**  
**(All games)**



| <b>Multiple Hit Games</b> | <b>2</b> | <b>3</b> | <b>4</b> | <b>5+</b> | <b>Total</b> |
|---------------------------|----------|----------|----------|-----------|--------------|
| 12 Dominic Keegan         | 7        | 3        | 1        | -         | 11           |
| 51 Enrique Bradfield Jr   | 8        | -        | 1        | -         | 9            |
| 6 Tate Kolwyck            | 6        | 1        | -        | -         | 7            |
| 11 Davis Diaz             | 3        | 4        | -        | -         | 7            |
| 34 Spencer Jones          | 2        | 3        | 1        | -         | 6            |
| 9 Carter Young            | 4        | -        | 1        | -         | 5            |
| 2 Javier Vaz              | 2        | 2        | -        | -         | 4            |
| 16 Jack Bulger            | 4        | -        | -        | -         | 4            |
| 39 Gavin Casas            | 3        | 1        | -        | -         | 4            |
| 25 Parker Noland          | 3        | -        | -        | -         | 3            |
| 10 T.J. McKenzie          | 1        | -        | -        | -         | 1            |
| 19 Troy LaNeve            | 1        | -        | -        | -         | 1            |
| TEAM                      | 44       | 14       | 4        | 0         | 62           |

| <b>Multiple RBI Games</b> | <b>2</b> | <b>3</b> | <b>4</b> | <b>5+</b> | <b>Total</b> |
|---------------------------|----------|----------|----------|-----------|--------------|
| 12 Dominic Keegan         | 4        | -        | 2        | -         | 6            |
| 6 Tate Kolwyck            | 3        | 2        | -        | -         | 5            |
| 9 Carter Young            | 2        | 2        | -        | -         | 4            |
| 34 Spencer Jones          | 1        | 2        | 1        | -         | 4            |
| 39 Gavin Casas            | 1        | -        | 2        | -         | 3            |
| 2 Javier Vaz              | 1        | -        | 1        | 1         | 3            |
| 11 Davis Diaz             | 2        | -        | -        | -         | 2            |
| 16 Jack Bulger            | 1        | -        | -        | -         | 1            |
| 1 Matthew Polk            | 1        | -        | -        | -         | 1            |
| 51 Enrique Bradfield Jr   | -        | -        | 1        | -         | 1            |
| 25 Parker Noland          | 1        | -        | -        | -         | 1            |
| 10 T.J. McKenzie          | -        | 1        | -        | -         | 1            |
| 19 Troy LaNeve            | 1        | -        | -        | -         | 1            |
| TEAM                      | 18       | 7        | 7        | 1         | 33           |

| <b>Hitting Streaks</b>  | <b>Longest</b> | <b>Current</b> |
|-------------------------|----------------|----------------|
| 6 Tate Kolwyck          | 11             | -              |
| 9 Carter Young          | 9              | 9              |
| 51 Enrique Bradfield Jr | 8              | 8              |
| 34 Spencer Jones        | 6              | 2              |
| 12 Dominic Keegan       | 6              | 2              |
| 16 Jack Bulger          | 5              | 1              |
| 21 Calvin Hewett        | 4              | 4              |
| 39 Gavin Casas          | 4              | -              |
| 2 Javier Vaz            | 4              | -              |
| 11 Davis Diaz           | 4              | 1              |
| 25 Parker Noland        | 2              | 1              |
| 19 Troy LaNeve          | 2              | -              |
| 1 Matthew Polk          | 2              | -              |
| 13 Jonathan Vastine     | 1              | -              |
| 45 Alan Espinal         | 1              | -              |
| 10 T.J. McKenzie        | 1              | -              |

| <b>Reached Base Streaks</b> | <b>Longest</b> | <b>Current</b> |
|-----------------------------|----------------|----------------|
| 9 Carter Young              | 17             | 17             |
| 34 Spencer Jones            | 16             | 2              |
| 6 Tate Kolwyck              | 15             | 15             |
| 51 Enrique Bradfield Jr     | 15             | 15             |
| 39 Gavin Casas              | 11             | -              |
| 11 Davis Diaz               | 11             | 1              |
| 12 Dominic Keegan           | 9              | 8              |
| 2 Javier Vaz                | 7              | 4              |
| 16 Jack Bulger              | 7              | 1              |
| 25 Parker Noland            | 7              | 1              |
| 21 Calvin Hewett            | 4              | 4              |
| 19 Troy LaNeve              | 3              | -              |
| 1 Matthew Polk              | 2              | -              |
| 10 T.J. McKenzie            | 1              | -              |
| 45 Alan Espinal             | 1              | -              |
| 13 Jonathan Vastine         | 1              | -              |



**The Automated ScoreBook**  
**Miscellaneous Stats for Vanderbilt (as of Mar 22, 2022)**  
**(All games)**



**Starting Lineup By Position**  
**(Team W-L record when starter)**

**PITCHER:**

|                   |   |       |
|-------------------|---|-------|
| 20 Carter Holton  | 5 | (4-1) |
| 35 Chris McElvain | 5 | (5-0) |
| 95 Devin Futrell  | 4 | (4-0) |
| 29 Nick Maldonado | 3 | (2-1) |
| 33 Hunter Owen    | 1 | (1-0) |
| 88 Patrick Reilly | 1 | (1-0) |
| 36 Grayson Moore  | 1 | (1-0) |

**CATCHER:**

|                   |    |        |
|-------------------|----|--------|
| 12 Dominic Keegan | 12 | (11-1) |
| 16 Jack Bulger    | 8  | (7-1)  |

**FIRST BASE:**

|                     |   |       |
|---------------------|---|-------|
| 25 Parker Noland    | 8 | (8-0) |
| 39 Gavin Casas      | 7 | (7-0) |
| 12 Dominic Keegan   | 3 | (2-1) |
| 13 Jonathan Vastine | 2 | (1-1) |

**SECOND BASE:**

|                |    |        |
|----------------|----|--------|
| 6 Tate Kolwyck | 20 | (18-2) |
|----------------|----|--------|

**THIRD BASE:**

|                  |    |        |
|------------------|----|--------|
| 11 Davis Diaz    | 17 | (17-0) |
| 25 Parker Noland | 3  | (1-2)  |

**SHORTSTOP:**

|                |    |        |
|----------------|----|--------|
| 9 Carter Young | 20 | (18-2) |
|----------------|----|--------|

**LEFT FIELD:**

|                  |    |        |
|------------------|----|--------|
| 2 Javier Vaz     | 17 | (15-2) |
| 10 T.J. McKenzie | 1  | (1-0)  |
| 1 Matthew Polk   | 1  | (1-0)  |
| 19 Troy LaNeve   | 1  | (1-0)  |

**CENTER FIELD:**

|                      |    |        |
|----------------------|----|--------|
| 51 Enrique Bradfield | 20 | (18-2) |
|----------------------|----|--------|

**RIGHT FIELD:**

|                  |    |        |
|------------------|----|--------|
| 34 Spencer Jones | 20 | (18-2) |
|------------------|----|--------|

**DESIGNATED HITTER:**

|                     |   |       |
|---------------------|---|-------|
| 16 Jack Bulger      | 9 | (8-1) |
| 12 Dominic Keegan   | 5 | (5-0) |
| 19 Troy LaNeve      | 3 | (2-1) |
| 39 Gavin Casas      | 2 | (2-0) |
| 13 Jonathan Vastine | 1 | (1-0) |

**Starting Lineup By Lineup Spot**  
**(Team W-L record when starter)**

**LEADOFF:**

|                      |    |        |
|----------------------|----|--------|
| 51 Enrique Bradfield | 20 | (18-2) |
|----------------------|----|--------|

**2ND SPOT:**

|                |    |        |
|----------------|----|--------|
| 11 Davis Diaz  | 13 | (13-0) |
| 16 Jack Bulger | 7  | (5-2)  |

**3RD SPOT:**

|                  |    |        |
|------------------|----|--------|
| 34 Spencer Jones | 20 | (18-2) |
|------------------|----|--------|

**CLEANUP:**

|                   |    |        |
|-------------------|----|--------|
| 12 Dominic Keegan | 18 | (16-2) |
| 16 Jack Bulger    | 1  | (1-0)  |
| 39 Gavin Casas    | 1  | (1-0)  |

**5TH SPOT:**

|                   |   |       |
|-------------------|---|-------|
| 2 Javier Vaz      | 8 | (8-0) |
| 39 Gavin Casas    | 5 | (5-0) |
| 25 Parker Noland  | 3 | (1-2) |
| 6 Tate Kolwyck    | 2 | (2-0) |
| 12 Dominic Keegan | 1 | (1-0) |
| 9 Carter Young    | 1 | (1-0) |

**6TH SPOT:**

|                   |   |       |
|-------------------|---|-------|
| 16 Jack Bulger    | 9 | (9-0) |
| 9 Carter Young    | 7 | (5-2) |
| 39 Gavin Casas    | 2 | (2-0) |
| 25 Parker Noland  | 1 | (1-0) |
| 12 Dominic Keegan | 1 | (1-0) |

**7TH SPOT:**

|                |   |       |
|----------------|---|-------|
| 9 Carter Young | 8 | (8-0) |
| 2 Javier Vaz   | 5 | (5-0) |
| 6 Tate Kolwyck | 4 | (2-2) |
| 11 Davis Diaz  | 2 | (2-0) |
| 39 Gavin Casas | 1 | (1-0) |

**8TH SPOT:**

|                  |    |        |
|------------------|----|--------|
| 6 Tate Kolwyck   | 14 | (14-0) |
| 2 Javier Vaz     | 3  | (2-1)  |
| 19 Troy LaNeve   | 1  | (0-1)  |
| 25 Parker Noland | 1  | (1-0)  |
| 11 Davis Diaz    | 1  | (1-0)  |

**9TH SPOT:**

|                     |   |       |
|---------------------|---|-------|
| 25 Parker Noland    | 6 | (6-0) |
| 9 Carter Young      | 4 | (4-0) |
| 13 Jonathan Vastine | 3 | (2-1) |
| 19 Troy LaNeve      | 3 | (3-0) |
| 11 Davis Diaz       | 1 | (1-0) |
| 2 Javier Vaz        | 1 | (0-1) |
| 10 T.J. McKenzie    | 1 | (1-0) |
| 1 Matthew Polk      | 1 | (1-0) |

# CAREER HIGHS

## 99 • Jack Anderson

Innings Pitched: 1.0, 4x, last vs. Wagner (3/11/22)  
Strikeouts: 3, vs. Oklahoma State (2/19/22)  
Hits Allowed: 1, 2x, last vs. Missouri (3/20/22)  
Walks Allowed: 1, 3x last vs. Missouri (3/20/22)  
Runs Allowed: None

## 30 • Nelson Berkwich

Innings Pitched: 3.0, vs. Mississippi State (6/29/21)  
Strikeouts: 5, vs. Mississippi State (6/29/21)  
Hits Allowed: 6, vs. Mississippi State (6/29/21)  
Walks Allowed: 1, 4x, last vs. UCA (3/1/22)  
Runs Allowed: 3, 2x, last at Florida (4/30/21)

## 51 • Enrique Bradfield Jr.

Hits: 4, 3x, last vs. Missouri (3/18/22)  
Runs: 3, 5x, last at Ole Miss (5/16/21)  
RBI: 5, vs. Alabama (5/7/21)  
Walks: 3, vs. Mississippi St. (4/24/21)  
HRs: 1, 3x, last vs. Missouri (3/18/22)  
Strikeouts: 3, vs. Georgia (4/8/21)  
Stolen Bases: 4, 2x, last vs. Georgia Tech (6/6/21)

## 46 • Gage Bradley

Innings Pitched: 1.0, 2x, last vs. FIU (5/18/21)  
Strikeouts: 2, vs. Georgia St.-2 (2/28/21)  
Hits Allowed: 2, vs. Georgia St.-2 (2/28/21)  
Walks Allowed: 3, vs. Georgia St.-2 (2/28/21)  
Runs Allowed: 3, vs. Army (2/26/22)

## 16 • Jack Bulger

Hits: 3, 4x, last vs. Kentucky (5/21/21)  
Runs: 2, 9x, last vs. Belmont (3/22/22)  
RBI: 3, 2x, last at Florida (4/30/21)  
Walks: 3, vs. Missouri (3/18/22)  
HRs: 1, 6x, vs. Belmont (3/22/22)  
Strikeouts: 3, 2x, last vs. Mississippi State (4/24/21)  
Stolen Bases: 1, 4x, last vs. Army (2/27/22)

## 98 • Greysen Carter

Innings Pitched: 1.0, 2x, last vs. Wagner (3/13/22)  
Strikeouts: 2, at Hawaii (3/5/22)  
Hits Allowed: 1, 2x, last vs. Wagner (3/13/22)  
Walks Allowed: 3, vs. Belmont (3/22/22)  
Runs Allowed: 1, 2x, last vs. Belmont (3/22/22)

## 39 • Gavin Casas

Hits: 3, vs. Wagner (3/13/22)  
Runs: 2, 2x, last vs. Missouri (3/18/22)  
RBI: 4, 2x, last vs. Missouri (3/18/22)  
Walks: 2, vs. Missouri (3/19/22)  
HRs: 1, vs. Wagner (3/13/22)  
Strikeouts: 3, vs. Missouri (3/20/22)  
Stolen Bases: None

## 97 • Bryce Cunningham

Innings Pitched: 2.0, 3x, last vs. Missouri (3/18/22)  
Strikeouts: 4, vs. Missouri (3/18/22)  
Hits Allowed: 1, 2x, last vs. Missouri (3/18/22)  
Walks Allowed: 2, vs. Evansville (2/23/22)  
Runs Allowed: None

## 11 • Davis Diaz

Hits: 3, 4x, last vs. Missouri (3/19/22)  
Runs: 3, 2x, last at Hawaii (3/5/22)  
RBI: 2, 2x, last vs. Missouri (3/19/22)  
Walks: 3, 2x, last vs. Missouri (3/18/22)  
HRs: 1, vs. Missouri (3/19/22)  
Strikeouts: 2, vs. Army (2/27/22)  
Stolen Bases: 2, vs. Wagner (3/11/22)

## 43 • Michael Doolin

Innings Pitched: 4.0, vs. South Alabama (2/19/20)  
Strikeouts: 7, vs. South Alabama (2/19/20)  
Hits Allowed: 2, vs. Evansville (2/25/20)  
Walks Allowed: 2, vs. Hawaii (3/1/20)  
Runs Allowed: 1, vs. Hawaii (3/1/20)

## 45 • Alan Espinal

Hits: 1, vs. FIU (5/18/21)  
Runs: 1, vs. FIU (5/18/21)  
RBI: 1, vs. FIU (5/18/21)  
Walks: 1, vs. Army (2/26/22)  
HRs: 1, vs. FIU (5/18/21)  
Strikeouts: 2, at Hawaii (3/5/22)  
Stolen Bases: None

## 44 • Donye Evans

Innings Pitched: 1.0, 7x, last vs. Belmont (3/22/22)  
Strikeouts: 2, vs. Austin Peay (4/20/21)  
Hits Allowed: 2, at Oklahoma St.-2 (3/13/21)  
Walks Allowed: 1, 2x, last at Florida (5/1/21)  
Runs Allowed: 2, at Oklahoma St.-2 (3/13/21)

## 95 • Devin Futrell

Innings Pitched: 5.0, 2x, last vs. Belmont (3/22/22)  
Strikeouts: 8, vs. Evansville (2/23/22)  
Hits Allowed: 6, vs. Belmont (3/22/22)  
Walks Allowed: 1, 3x, last vs. Belmont (3/22/22)  
Runs Allowed: 3, vs. Belmont (3/22/22)

## 17 • Ryan Ginther

Innings Pitched: 1.0, vs. Wagner (3/13/22)  
Strikeouts: 2, 2x, last vs. Wagner (3/13/22)  
Hits Allowed: 3, vs. Wagner (3/13/22)  
Walks Allowed: 1, vs. Wagner (3/13/22)  
Runs Allowed: 3, vs. Wagner (3/13/22)

## 3 • Rob Gordon

Hits: None  
Runs: 1, vs. Michigan (3/15/22)  
RBI: None  
Walks: None  
HRs: None  
Strikeouts: 1, vs. Wagner (3/13/22)  
Stolen Bases: 1, vs. Michigan (3/15/22)

## 77 • Brett Hansen

Innings Pitched: 1.0, vs. Wagner (3/11/22)  
Strikeouts: 1, 2x, last vs. Belmont (3/22/22)  
Hits Allowed: 1, vs. Wagner (3/11/22)  
Walks Allowed: None  
Runs Allowed: None

## 21 • Calvin Hewett

Hits: 2, vs. Georgia (4/9/21)  
Runs: 1, 6x, last vs. Wagner (3/13/22)  
RBI: 2, vs. UIC (3/5/21)  
Walks: 1, vs. Georgia (4/8/21)  
HRs: 1, vs. Wagner (3/13/22)  
Strikeouts: 1, vs. Georgia (4/10/21)  
Stolen Bases: None

## 40 • Sam Hliboki

Innings Pitched: 5.0, at UCLA (3/6/20)  
Strikeouts: 7, vs. Georgia St. (2/27/21)  
Hits Allowed: 4, vs. Georgia St. (2/27/21)  
Walks Allowed: 1, 4x, last at Missouri (3/25/21)  
Runs Allowed: 2, at Oklahoma St.-2 (3/13/21)

## 20 • Carter Holton

Innings Pitched: 7.0, 2x, last vs. Missouri (3/19/22)  
Strikeouts: 13, vs. Wagner (3/11/22)  
Hits Allowed: 3, 2x, last vs. Missouri (3/19/22)  
Walks Allowed: 3, vs. Oklahoma State (2/20/22)  
Runs Allowed: 4, vs. Oklahoma State (2/20/22)

## 52 • Sam Hunt

Hits: None  
Runs: None  
RBI: None  
Walks: None  
HRs: None  
Strikeouts: None  
Stolen Bases: None

## 34 • Spencer Jones

Hits: 4, 2x, last vs. Oklahoma State (2/19/22)  
Runs: 3, 2x, last vs. Missouri (3/18/22)  
RBI: 4, vs. Belmont (3/22/22)  
Walks: 3, vs. Wagner (3/13/22)  
HRs: 1, 6x, last vs. Missouri (3/20/22)  
Strikeouts: 4, vs. Georgia (4/8/21)  
Stolen Bases: 2, vs. UConn (2/15/20)

## 12 • Dominic Keegan

Hits: 5, vs. Kentucky (5/22/21)  
Runs: 3, 6x, last at Hawaii (3/5/22)  
RBI: 6, vs. Georgia St.-2 (2/28/21)  
Walks: 3, at Hawaii (3/4/22)  
HRs: 2, vs. Presbyterian (6/4/21)  
Strikeouts: 4, vs. Oklahoma State (2/19/22)  
Stolen Bases: None

## 6 • Tate Kolwyck

Hits: 3, 2x, last vs. Wagner (3/11/22)  
Runs: 3, 2x, last vs. Wagner (3/11/22)  
RBI: 4, 2x, last vs. South Carolina (3/20/21)  
Walks: 2, 3x, last vs. FIU (5/18/21)  
HRs: 2, vs. South Carolina (3/20/21)  
Strikeouts: 3, at Ole Miss (5/15/21)  
Stolen Bases: 1, 2x, last vs. Presbyterian (6/4/21)

## 19 • Troy Laneve

Hits: 3, 2x, last vs. Kentucky (5/20/21)  
Runs: 2, 4x, vs. Wagner (3/13/22)  
RBI: 4, vs. Presbyterian (6/4/21)  
Walks: 1, 9x, last vs. Missouri (3/18/22)  
HRs: 1, 7x, last vs. Wagner (3/11/22)  
Strikeouts: 3, vs. East Carolina (6/11/21)  
Stolen Bases: None

## 42 • Christian Little

Innings Pitched: 5.1, vs. Ole Miss (5/26/21)  
Strikeouts: 7, 2x, last vs. Ole Miss (5/26/21)  
Hits Allowed: 6, vs. Tennessee Tech (3/30/31)  
Walks Allowed: 4, vs. Mississippi State (6/29/21)  
Runs Allowed: 6, at Louisville (5/4/21)

## 50 • Kyle Magrans

Innings Pitched: None  
Strikeouts: None  
Hits Allowed: None  
Walks Allowed: None  
Runs Allowed: None

## 29 • Nick Maldonado

Innings Pitched: 4.0, 3x, last at Hawaii (3/6/22)  
Strikeouts: 5, vs. Saint Louis (2/26/20)  
Hits Allowed: 6, 2x, vs. Oklahoma State (2/19/22)  
Walks Allowed: 2, 2x, last at Hawaii (3/6/22)  
Runs Allowed: 4, vs. Kentucky (5/22/21)

## 23 • Kenny Mallory Jr.

Hits: None  
Runs: None  
RBI: None  
Walks: None  
HRs: None  
Strikeouts: 1, 2x, last vs. Belmont (3/22/22)  
Stolen Bases: None

## 35 • Chris McElvain

Innings Pitched: 7.0, at Hawaii (3/4/22)  
Strikeouts: 13, at Hawaii (3/4/22)  
Hits Allowed: 7, vs. Wagner (3/11/22)  
Walks Allowed: 4, at Florida (5/2/21)  
Runs Allowed: 6, vs. Wagner (3/11/22)

## 10 • T.J. McKenzie

Hits: 2, at Hawaii (3/5/22)  
Runs: 1, 3x, last at Hawaii (3/5/22)  
RBI: 3, vs. Evansville (2/23/22)  
Walks: 1, vs. Evansville (2/23/22)  
HRs: 1, vs. Evansville (2/23/22)  
Strikeouts: 1, 3x, last vs. Belmont (3/22/22)  
Stolen Bases: None

## 5 • Anthony Migliaccio

Hits: None  
Runs: None  
RBI: None  
Walks: None  
HRs: None  
Strikeouts: None  
Stolen Bases: None

## 36 • Grayson Moore

Innings Pitched: 3.0, vs. Oklahoma State (2/19/22)  
Strikeouts: 5, vs. Oklahoma State (2/19/22)  
Hits Allowed: 3, vs. Central Arkansas (3/1/22)  
Walks Allowed: 2, vs. Wagner (3/13/22)  
Runs Allowed: 1, vs. UCA (3/1/22)

## 25 • Parker Noland

Hits: 3, 4x, last vs. FIU (5/18/21)  
Runs: 3, vs. FIU (5/18/21)  
RBI: 5, vs. FIU (5/18/21)  
Walks: 2, 7x, last at Hawaii (3/4/22)  
HRs: 1, 8x, last vs. Central Arkansas (3/1/22)  
Strikeouts: 3, 5x, last vs. Oklahoma State (2/20/22)  
Stolen Bases: 1, 3x, last vs. Army (2/27/22)

## 33 • Hunter Owen

Innings Pitched: 4.0, 2x, last vs. Wagner (3/13/22)  
Strikeouts: 6, 3x, last at Hawaii (3/5/22)  
Hits Allowed: 5, vs. Oklahoma State (2/20/22)  
Walks Allowed: 2, 9x, last vs. Missouri (3/20/22)  
Runs Allowed: 6, at Ole Miss (5/16/21)

## 1 • Matthew Polk

Hits: 1, 4x, last vs. Wagner (3/13/22)  
Runs: 1, 2x, last vs. Wagner (3/13/22)  
RBI: 2, at Hawaii (3/5/22)  
Walks: None  
HRs: None  
Strikeouts: 1, 2x, last vs. Wagner (3/11/22)  
Stolen Bases: None

## 55 • Colton Regen

Innings Pitched: None  
Strikeouts: None  
Hits Allowed: None  
Walks Allowed: None  
Runs Allowed: None

## 88 • Patrick Reilly

Innings Pitched: 7.0 vs. Alabama (5/8/21)  
Strikeouts: 9, 2x, last vs. Army (2/25/22)  
Hits Allowed: 4, 5x, last vs. Missouri (3/20/22)  
Walks Allowed: 4, 3x, last vs. OK State (2/18/22)  
Runs Allowed: 6, vs. Georgia Tech (6/6/21)

## 18 • JD Rogers

Hits: None  
Runs: None  
RBI: None  
Walks: None  
HRs: None  
Strikeouts: None  
Stolen Bases: None

## CAREER HIGHS

|   |  |  |  |
|---|--|--|--|
| <p><b>66 • Thomas Schultz</b></p> <p>Innings Pitched: 6.0, 2x, last vs. Austin Peay (4/20/21)</p> <p>Strikeouts: 8, vs. UIC (3/5/21)</p> <p>Hits Allowed: 6, at Oklahoma St. (3/14/21)</p> <p>Walks Allowed: 2, 5x, last vs. North Ala. (5/11/21)</p> <p>Runs Allowed: 6, at Oklahoma St. (3/14/21)</p>   |  |  |  |
| <p><b>48 • Christian Smith</b></p> <p>Hits: None</p> <p>Runs: None</p> <p>RBI: None</p> <p>Walks: None</p> <p>HRs: None</p> <p>Strikeouts: None</p> <p>Stolen Bases: None</p>   |  |  |  |
| <p><b>13 • Jonathan Vastine</b></p> <p>Hits: 1, 2x, last vs. Wagner (3/11/22)</p> <p>Runs: 1, vs. Wagner (3/11/22)</p> <p>RBI: 1, vs. Wagner (3/11/22)</p> <p>Walks: 1, vs. Wagner (3/11/22)</p> <p>HRs: None</p> <p>Strikeouts: 1, 4x, last vs. Missouri (3/18/22)</p> <p>Stolen Bases: 1, vs. Oklahoma State (2/19/22)</p>                                  |  |  |  |
| <p><b>2 • Javier Vaz</b></p> <p>Hits: 3, 2x, last at Hawaii (3/5/22)</p> <p>Runs: 3, vs. Oklahoma State (2/20/22)</p> <p>RBI: 5, at Hawaii (3/5/22)</p> <p>Walks: 2, 3x, last vs. Oklahoma State (2/19/22)</p> <p>HRs: 1, 2x, last at Hawaii (3/5/22)</p> <p>Strikeouts: 1, 10x, last vs. Wagner (3/11/22)</p> <p>Stolen Bases: 2, vs. NC State (6/25/21)</p> |  |  |  |
| <p><b>9 • Carter Young</b></p> <p>Hits: 4, vs. Missouri (3/18/22)</p> <p>Runs: 3, 2x, last at Tennessee (4/18/21)</p> <p>RBI: 4, 3x, last at Ole Miss (5/16/21)</p> <p>Walks: 3, 2x, last vs. Wagner (3/13/22)</p> <p>HRs: 2, vs. Alabama (5/7/21)</p> <p>Strikeouts: 4, vs. Oklahoma State (2/20/22)</p> <p>Stolen Bases: 2, at Tennessee (4/18/21)</p>      |  |  |  |

THE LAST TIME VANDERBILT ...

|                                  |                            |
|----------------------------------|----------------------------|
| Won 5 or more consecutive games  | 17 games (Feb. 23-Present) |
| Won 7 or more consecutive games  | 17 games (Feb. 23-Present) |
| Won 10 or more consecutive games | 17 games (Feb. 23-Present) |
| Won 13 or more consecutive games | 17 games (Feb. 23-Present) |
| Won 14 or more consecutive games | 17 games (Feb. 23-Present) |
| Won 15 or more consecutive games | 17 games (Feb. 23-Present) |

|                                       |                            |
|---------------------------------------|----------------------------|
| Won 5 or more consecutive home games  | 12 games (Feb. 23-Present) |
| Won 8 or more consecutive home games  | 12 games (Feb. 23-Present) |
| Won 10 or more consecutive home games | 12 games (Feb. 23-Present) |
| Won 20 or more consecutive home games | Never Happened             |

|                                       |  |
|---------------------------------------|--|
| Won 5 or more consecutive road games  | 7 games (March 25, 2021-April 16, 2021)  |
| Won 7 or more consecutive road games  | 7 games (March 25, 2021-April 16, 2021)  |
| Won 10 or more consecutive road games | 11 games (April 9-May 17, 2019)          |
| Won 12 or more consecutive road games | 13 games (April 20, 2013-March 18, 2014) |

|   |                                  |
|---|----------------------------------|
| Won 5 or more consecutive conference games  | 6 games (March 25-April 3, 2021) |
| Won 6 or more consecutive conference games  | 6 games (March 25-April 3, 2021) |
| Won 9 or more consecutive conference games  | 10 games (April 19-May 10, 2019) |
| Won 11 or more consecutive conference games | 11 games (April 20-May 16, 2013) |

|   |                                       |
|---|---------------------------------------|
| Won 5 or more consecutive conference home games | 9 games (May 17, 2018-March 30, 2019) |
| Won 8 or more consecutive conference home games | 9 games (May 17, 2018-March 30, 2019) |
| Won 9 or more consecutive conference home games | 12 games (March 23-May 16, 2013)      |

|   |  |
|---|--|
| Won 5 or more consecutive conference road games | 16 games (April 19, 2019-April 16, 2021) |
| Won 7 or more consecutive conference road games | 16 games (April 19, 2019-April 16, 2021) |
| Won 9 or more consecutive conference road games | 16 games (April 19, 2019-April 16, 2021) |

|  |   |
|--|---|
| Won 5 or more consecutive midweek games  | 6 games (May 11, 2021-present)          |
| Won 10 or more consecutive midweek games | 25 games (March 5, 2019-April 20, 2021) |
| Won 15 or more consecutive midweek games | 25 games (March 5, 2019-April 20, 2021) |
| Won 17 or more consecutive midweek games | 25 games (March 5, 2019-April 20, 2021) |

|   |                                  |
|---|----------------------------------|
| Won 5 or more consecutive midweek home games  | 26 games (March 5, 2019-present) |
| Won 13 or more consecutive midweek home games | 26 games (March 5, 2019-present) |
| Won 14 or more consecutive midweek home games | 26 games (March 5, 2019-present) |

|                                  |                                    |
|----------------------------------|------------------------------------|
| Lost 5 or more consecutive games | 6 games (April 29-May 8, 2018)     |
| Lost 7 or more consecutive games | 7 games (March 28-April 6, 1997)   |
| Lost 8 or more consecutive games | 12 games (March 25-April 10, 1994) |

|                                       |                                 |
|---------------------------------------|---------------------------------|
| Lost 4 or more consecutive home games | 4 games (Feb. 24-29, 2012)      |
| Lost 5 or more consecutive home games | 6 games (April 30-May 22, 2005) |
| Lost 6 or more consecutive home games | 6 games (April 30-May 22, 2005) |
| Lost 7 or more consecutive home games | 9 games (1965-1966)             |

|                                       |   |
|---------------------------------------|---|
| Lost 5 or more consecutive road games | 6 games (March 30-April 20, 2018)       |
| Lost 6 or more consecutive road games | 6 games (March 30-April 20, 2018)       |
| Lost 7 or more consecutive road games | 8 games (Feb. 17-April 6, 2012)         |
| Lost 8 or more consecutive road games | 8 games (Feb. 17-April 6, 2012)         |
| Lost 9 or more consecutive road games | 9 games (March 25-April 26, 1994)       |
| Los 10 or more consecutive road games | 11 games (April 18, 1978-March 5, 1979) |

|  |                                       |
|--|---------------------------------------|
| Lost 5 or more consecutive conference games  | 6 games (May 10, 2009-March 20, 2010) |
| Lost 6 or more consecutive conference games  | 6 games (May 10, 2009-March 20, 2010) |
| Lost 7 or more consecutive conference games  | 7 games (May 10, 2008-March 15, 2009) |
| Lost 8 or more consecutive conference games  | 11 games (April 5-27, 2002)           |
| Lost 9 or more consecutive conference games  | 11 games (April 5-27, 2002)           |
| Lost 10 or more consecutive conference games | 11 games (April 5-27, 2002)           |

|  |                                 |
|--|---------------------------------|
| Lost 5 or more consecutive conference home games | 5 games (April 12-27, 2002)     |
| Lost 6 or more consecutive conference home games | 9 games (April 14-May 14, 2000) |
| Lost 7 or more consecutive conference home games | 9 games (April 14-May 14, 2000) |
| Lost 8 or more consecutive conference home games | 9 games (April 14-May 14, 2000) |

|  |                                   |
|--|-----------------------------------|
| Lost 5 or more consecutive conference road games | 5 games (March 30-April 20, 2018) |
| Lost 6 or more consecutive conference road games | 10 games (April 5-May 17, 2002)   |
| Lost 7 or more consecutive conference road games | 10 games (April 5-May 17, 2002)   |
| Lost 8 or more consecutive conference road games | 10 games (April 5-May 17, 2002)   |

|  |  |
|--|--|
| Shutout an opponent                    | vs. Missouri, 6-0 (March 19, 2022)   |
| Shutout an opponent on Opening Day     | vs. #7 Oklahoma State, 3-0 (Feb. 18, 2022)                                 |
| Shutout an opponent at home            | vs. Missouri, 6-0 (March 19, 2022)   |
| Shutout an SEC opponent at home        | vs. Missouri, 6-0 (March 19, 2022)   |
| Shutout an opponent on the road        | at #5 Tennessee (April 16, 2021)   |
| Shutout an SEC opponent on the road    | at #5 Tennessee (April 16, 2021)   |
| Shutout an opponent on a neutral field | vs. Duke, 3-0 @ Nashville Super Regional (June 8, 2019)                    |
| Shutout a midweek opponent at home     | vs. Evansville, 9-0, 6 inn. (Feb. 23, 2022)                                |
| Shutout a midweek opponent on the road | at Middle Tennessee, 1-0 (April 12, 2011)                                  |
| Shutout back-to-back opponents         | vs. South Alabama, 3-0 + 4-0 (Feb. 18-19, 2020)                            |
| Shutout three consecutive opponents    | vs. South Alabama, 3-0 + 4-0; vs. Illinois-Chicago, 9-0 (Feb. 18-21, 2020) |

|                                   |   |
|-----------------------------------|---|
| Was shutout                       | vs. Mississippi State, 9-0, at College World Series (June 30, 2021) |
| Was shutout in back-to-back games | Kentucky, 14-0 & 4-0 (April 23, 1976)                               |

|  |                                     |
|--|-------------------------------------|
| Was shutout on Opening Day             | vs. San Diego, 10-0 (Feb. 17, 2006) |
| Was shutout at home                    | Kentucky, 3-0 (April 17, 2016)      |
| Was shutout at home by an SEC opponent | Kentucky, 3-0 (April 17, 2016)      |

|   |  |
|---|--|
| Was shutout on the road   | at Texas A&M, 7-0 (March 17, 2019)                                   |
| Was shutout on the road by an SEC opponent                      | at Texas A&M, 7-0 (March 17, 2019)                                   |
| Was shutout on a neutral field                                  | vs. Mississippi State, 9-0, at College World Series (June 30, 2021)) |
| Was shutout against a midweek opponent at home                  | vs. Belmont, 1-0 (Feb. 26, 2003)                                     |
| Was shutout against a midweek opponent on the road              | at North Florida, 2-0 (March 5, 1991)                                |
| Was shutout against a non-conference opponent on a neutral site | vs. NC State, 1-0, at CWS (June 21, 2021)                            |

|                               |  |
|-------------------------------|--|
| Run-ruled an opponent         | vs. Auburn, 11-1, 8 inn. @ SEC Tournament (May 22, 1919) |
| Run-ruled an opponent at home | vs. Evansville, 14-3, 5 inn. (April 17, 2002)            |

|               |   |
|---------------|---|
| Was run-ruled | vs. Texas A&M, 13-3, 7 inn. @ SEC Tournament (May 27, 2016) |
|---------------|---|

|                              |   |
|------------------------------|---|
| Played in 14 or more innings | 14 innings, vs. Illinois-Chicago (W, 6-5) (Feb. 27, 2016) |
| Played in 15 or more innings | 16 innings, vs. Ole Miss (L, 6-5) (April 10, 2015)        |
| Played in 16 or more innings | 16 innings, vs. Ole Miss (L, 6-5) (April 10, 2015)        |
| Played in 17 or more innings | 17 innings, vs. Louisville (W, 11-10) (May 11, 2010)      |

|  |  |
|--|--|
| Won both games of a doubleheader                 | vs. Wagner: 12-1, 13-1 (March 5, 2022)       |
| Shutout opponent in both games of a doubleheader | vs. Georgia: 3-0, 6-0 (April 27, 1976)       |
| Lost both games of a doubleheader                | at Tennessee: 4-2 (11), 4-3 (April 25, 2010) |

|   |   |
|---|---|
| Swept a 3-game series at home                             | vs. Wagner (March 11-13, 2022)                |
| Swept a 3-game series at home vs. non-conference opponent | vs. Wagner (March 11-13, 2022)                |
| Swept a 3-game series on the road                         | at LSU (April 1-3, 2021)                      |
| Swept a 3-game SEC series at home                         | vs. Missouri (March 18-20, 2022)              |
| Swept a 3-game SEC series on the road                     | at LSU (April 1-3, 2021)                      |
| Swept a midweek series at home                            | 2 games, vs. South Alabama (Feb. 18-19, 2020) |
| Swept a midweek series on the road                        | 2 games, at Ohio (May 17-18, 2005)            |
| Swept a four-game series                                  | at Hawaii (March 4-6, 2022)                   |

|  |                                 |
|--|---------------------------------|
| Was swept in a 3-game series at home                             | vs. Oregon (Feb. 24-26, 2012)   |
| Was swept in a 3-game series at home vs. non-conference opponent | vs. Oregon (Feb. 24-26, 2012)   |
| Was swept in a 3-game series on the road                         | at Auburn (May 4-6, 2018)       |
| Was swept in a 3-game SEC series at home                         | vs. Tennessee (May 14-16, 2009) |
| Was swept in a 3-game SEC series on the road                     | at Auburn (May 4-6, 2018)       |

|   |   |
|---|---|
| Swept 3 or more SEC series in a season        | 5, 2019 (vs. UF, at ALA, vs. AUB, at USC, at UK)          |
| Swept 5 or more SEC series in a season        | 5, 2019 (vs. UF, at ALA, vs. AUB, at USC, at UK)          |
| Swept 6 or more SEC series in a season        | 6, 2013 (at AUB, vs. UT, at OM, vs. MIZ, vs. MSU, vs. UK) |
| Was swept in 3 or more SEC series in a season | 3, 2009 (vs. ALA, at USC, vs. UT)                         |
| Was swept in 4 or more SEC series in a season | 4, 2002 (vs. UGA, at OM, at UF, at AUB)                   |

|   |                   |
|---|-------------------|
| Swept Alabama in a 3-game series at home            | April 9-11, 2011  |
| Swept Alabama in a 3-game series on the road        | April 19-21, 2019 |
| Was swept by Alabama in a 3-game series at home     | April 17-19, 2009 |
| Was swept by Alabama in a 3-game series on the road | April 22-23, 2006 |

|   |                        |
|---|------------------------|
| Swept Florida in a 3-game series at home            | March 21-23, 2019      |
| Swept Florida in a 3-game series on the road        | Never Happened         |
| Was swept by Florida in a 3-game series at home     | May 20-22, 2005        |
| Was swept by Florida in a 3-game series on the road | March 30-April 1, 2018 |

|   |                      |
|---|----------------------|
| Swept Georgia in a 3-game series at home            | April 29-May 1, 2016 |
| Swept Georgia in a 3-game series on the road        | April 3-5, 2015      |
| Was swept by Georgia in a 3-game series at home     | March 22-24, 2002    |
| Was swept by Georgia in a 3-game series on the road | May 2-4, 2003        |

|  |                  |
|--|------------------|
| Swept Kentucky in a 3-game series at home            | May 17-19, 2018  |
| Swept Kentucky in a 3-game series on the road        | May 16-18, 2019  |
| Was swept by Kentucky in a 3-game series at home     | May 12-14, 2000  |
| Was swept by Kentucky in a 3-game series on the road | April 9-10, 1988 |

|   |                   |
|---|-------------------|
| Swept LSU in a 3-game series at home            | April 22-24, 2011 |
| Swept LSU in a 3-game series on the road        | April 1-3, 2021   |
| Was swept by LSU in a 3-game series at home     | Never Happened    |
| Was swept by LSU in a 3-game series on the road | March 7-9, 1997   |

|   |                   |
|---|-------------------|
| Swept Mississippi State in a 3-game series at home            | April 26-28, 2013 |
| Swept Mississippi State in a 3-game series on the road        | March 16-18, 2018 |
| Was swept by Mississippi State in a 3-game series at home     | April 20-21, 1991 |
| Was swept by Mississippi State in a 3-game series on the road | March 11-12, 2000 |

|  |                   |
|--|-------------------|
| Swept Missouri in a 3-game series at home            | March 18-20, 2022 |
| Swept Missouri in a 3-game series on the road        | March 25-27, 2021 |
| Was swept by Missouri in a 3-game series at home     | Never Happened    |
| Was swept by Missouri in a 3-game series on the road | Never Happened    |

|  |                 |
|--|-----------------|
| Swept Ole Miss in a 3-game series at home            | May 17-19, 2012 |
| Swept Ole Miss in a 3-game series on the road        | April 5-7, 2013 |
| Was swept by Ole Miss in a 3-game series at home     | 1967            |
| Was swept by Ole Miss in a 3-game series on the road | April 5-6, 2008 |

|  |                   |
|--|-------------------|
| Swept South Carolina in a 3-game series at home            | Never Happened    |
| Swept South Carolina in a 3-game series on the road        | May 3-5, 2019     |
| Was swept by South Carolina in a 3-game series at home     | April 12-14, 2002 |
| Was swept by South Carolina in a 3-game series on the road | May 1-3, 2009     |

|   |                   |
|---|-------------------|
| Swept Tennessee in a 3-game series at home            | March 29-31, 2013 |
| Swept Tennessee in a 3-game series on the road        | May 2-4, 2019     |
| Was swept by Tennessee in a 3-game series at home     | May 12-14, 2008   |
| Was swept by Tennessee in a 3-game series on the road | May 5-7, 2000     |



THE LAST TIME VANDERBILT ...

Defeated a Top 25 ranked team vs. #7 Oklahoma State, 3-0 (Feb. 18, 2022)  
Defeated a Top 25 ranked team at home vs. #7 Oklahoma State, 3-0 (Feb. 18, 2022)  
Defeated a Top 25 ranked team on the road at #18 Ole Miss, 13-2 (May 15, 2021)  
Defeated a Top 25 ranked team at a neutral site vs. #11 Mississippi State, 8-2, at CWS (6/28/21)  
Defeated a Top 25 ranked non-conference team vs. #7 Oklahoma State, 3-0 (Feb. 18, 2022)  
Defeated a Top 25 ranked non-conference team at home vs. #7 Oklahoma State, 3-0 (Feb. 18, 2022)  
Defeated a Top 25 ranked non-conference team on the road at #13 Oklahoma State - Game 2, 18-4 (March 13, 2021)

Defeated a Top 20 ranked team vs. #7 Oklahoma State, 3-0 (Feb. 18, 2022)  
Defeated a Top 20 ranked team at home vs. #7 Oklahoma State, 3-0 (Feb. 18, 2022)  
Defeated a Top 20 ranked team on the road at #18 Ole Miss, 13-2 (May 15, 2021)  
Defeated a Top 20 ranked team at a neutral site vs. #11 Mississippi State, 8-2, at CWS (6/28/21)

Defeated a Top 15 ranked team vs. #7 Oklahoma State, 3-0 (Feb. 18, 2022)  
Defeated a Top 15 ranked team at home vs. #7 Oklahoma State, 3-0 (Feb. 18, 2022)  
Defeated a Top 15 ranked team on the road at #14 Florida, 11-7 (April 30, 2021)  
Defeated a Top 15 ranked team at a neutral site vs. #11 Mississippi State, 8-2, at CWS (6/28/21)

Defeated a Top 10 ranked team vs. #7 Oklahoma State, 3-0 (Feb. 18, 2022)  
Defeated a Top 10 ranked team at home vs. #7 Oklahoma State, 3-0 (Feb. 18, 2022)  
Defeated a Top 10 ranked team on the road at #5 Tennessee, 10-4 (April 18, 2021)  
Defeated a Top 10 ranked team at a neutral site vs. #7 Stanford, 6-5 (June 23, 2021)

Defeated a Top 5 ranked team vs. #4 Mississippi State, 7-4 (April 25, 2021)  
Defeated a Top 5 ranked team at home vs. #4 Mississippi State, 7-4 (April 25, 2021)  
Defeated a Top 5 ranked team on the road at #5 Tennessee, 10-4 (April 18, 2021)  
Defeated a Top 5 ranked team at a neutral site vs. #5 Arizona, 7-6 (June 19, 2021)

Defeated a #1 ranked team vs. #1 Texas A&M, 6-5 (May 25, 2016)  
Defeated a #1 ranked team at home vs. #1 Kentucky, 4-3 (April 28, 2012)  
Defeated a #1 ranked team on the road at #1 Florida, 5-0 (May 14, 2016)  
Defeated a #1 ranked team at a neutral site vs. #1 Texas A&M, 6-5 (May 25, 2016)

Won a series against a Top 25 ranked team vs. #4 Mississippi State, 6-2, 4-7, 7-4 (April 23-25, 2021)  
Won a series against a Top 10 ranked team vs. #4 Mississippi State, 6-2, 4-7, 7-4 (April 23-25, 2021)  
Won a series against a Top 25 ranked team at home vs. #4 Mississippi State, 6-2, 4-7, 7-4 (April 23-25, 2021)  
Won a series against a Top 10 ranked team at home vs. #4 Mississippi State, 6-2, 4-7, 7-4 (April 23-25, 2021)  
Won a series against a Top 25 ranked team on the road at #5 Tennessee, 5-0, 4-8, 10-4 (April 16-18, 2021)  
Won a series against a Top 10 ranked team on the road at #5 Tennessee, 5-0, 4-8, 10-4 (April 16-18, 2021)  
Swept a series against a Top 25 ranked team vs. #25 Auburn: 12-6, 5-2, 9-5 (April 25-27, 2019)  
Swept a series against a Top 10 ranked team 2 games, at #1 Arkansas, 9-0, 13-6 (April 10-11, 2009)  
Have not swept a 3-game series in the Tim Corbin era  
Played to a tie vs. Alabama, 3-3 - 8 inn. (May 20, 2017)

Hit back-to-back home runs Tate Kolwyck (solo), Carter Young (solo) - 7th inn. vs. Missouri (March 20, 2022)  
Hit back-to-back HR twice in a game Spencer Jones (solo), Dominic Keegan (solo) - 3rd inn;  
Tate Kolwyck (solo), Carter Young (solo) - 7th inn. vs. Missouri (March 20, 2022)

Had multiple players hit 2-or-more home runs Stephen Scott (2), Philip Clarke (2), Connor Kaiser (3) at Clemson (June 3, 2018)  
Hit 2 or more home runs in an inning 2, 5th inning vs. Belmont (March 22, 2022)  
Hit 3 or more home runs in an inning 3, 3rd inning vs. San Diego (Feb. 21, 2016)  
Hit 5 or more home runs in a game 5, vs. Duke (June 9, 2019)  
Hit 6 or more home runs in a game 9, vs. #8 Clemson @ NCAA Clemson Regional (June 3, 2018)  
Hit 8 or more home runs in a game 9, vs. #8 Clemson @ NCAA Clemson Regional (June 3, 2018)  
Hit multiple grand slams in a season 4 (D. Keegan, T. Kolwyck, C. Young, I. Thomas) (2021)  
Hit 3 or more grand slams in a season 4 (D. Keegan, T. Kolwyck, C. Young, I. Thomas) (2021)  
Hit 4 or more grand slams in a season 4 (D. Keegan, T. Kolwyck, C. Young, I. Thomas) (2021)

Homered in 3 or more consecutive innings 3, vs. Tennessee Tech, 3rd-4th-5th (April 30, 2019)  
Homered in 4 or more consecutive innings 4, vs. Clemson, 5th-6th-7th-8th (June 3, 2018)  
Homered in 5 or more consecutive games 13 games (March 1-present)  
Homered in 8 or more consecutive games 13 games (March 1-present)  
Homered in 9 or more consecutive games 13 games (March 1-present)  
Homered in 10 or more consecutive games 13 games (March 1-present)

Scored 10 or more runs in 3 consecutive games 3 games (March 11-13, 2022)  
Scored 10 or more runs in 4 consecutive games 4 games (April 9-14, 2013)  
Scored 10 or more runs in 5 or more consecutive games 6 games (April 22-May 1, 2011)  
Scored 15 or more runs in a game 20, vs. FIU (May 18, 2021)  
Scored 20 or more runs in a game 20, vs. FIU (May 18, 2021)  
Scored 20 or more runs in consecutive games 21-10 vs. Tennessee Tech; 22-11 at S. Carolina (April 30; May 3, 2019)

Scored 10 or more runs in a loss 12-14, vs. Arkansas (April 14, 2019)  
Scored 15 or more runs in a loss 15-16, 10 inn. - at LSU (May 7, 2010)  
Scored 17 or more runs in a loss 17-22, vs. Michigan State (March 20, 1993)  
Scored 20 or more runs in a loss Never Happened

Scored 10 or more unanswered runs 12, vs. Belmont (March 22, 2022)  
Scored 15 or more unanswered runs 17, vs. FIU (May 18, 2021)  
Scored 20 or more unanswered runs 21, vs. Radford @ NCAA Nashville Regional (June 1, 2015)

Scored in 5 consecutive innings 5, (1st-5th inn.) vs. Evansville (Feb. 23, 2022)  
Scored in 6 consecutive innings 6, (4th-9th inn.) at Ole Miss (May 15, 2021)  
Scored 5 or more runs in the first inning 7, vs. #11 Mississippi State, 8-2, at CWS (6/28/21)  
Scored 6 or more runs in the first inning 7, vs. #11 Mississippi State, 8-2, at CWS (6/28/21)  
Scored 7 or more runs in the first inning 7, vs. #11 Mississippi State, 8-2, at CWS (6/28/21)  
Scored 9 or more runs in the first inning 9, vs. Samford (March 12, 2019)

Scored in the first inning in 4 or more consecutive games 4 games (Feb. 21-25, 2020)  
Scored 7 or more runs in an inning 10, (5th inn.) vs. Belmont, 13-4 (March 22, 2022)  
Scored 10 or more runs in an inning 10, (5th inn.) vs. Belmont, 13-4 (March 22, 2022)  
Scored 14 or more runs in an inning 14 (3rd inn.) vs. Middle Tennessee (May 15, 2018)  
Scored 4 or more runs in three diff. innings 7 (4th inn), 9 (6th inn) & 5 (7th inn) at South Carolina (May 3, 2019)  
Scored 4 or more runs in three diff. innings in consecutive games 6 (1st inn), 5 (3rd inn) & 4 (4th inn) vs. Tennessee Tech (April 30, 2019) and 7 (4th inn), 9 (6th inn) & 5 (7th inn) at S. Carolina (May 3, 2019)

Scored 10 or more runs in a road game 13, at Hawaii - Game 2 (March 5, 2022)  
Scored 15 or more runs in a road game 18, at #13 Oklahoma State - Game 2 (March 13, 2021)  
Scored 20 or more runs in a road game 22, at South Carolina (May 3, 2019)  
Scored 25 or more runs in a road game Never Happened

Allowed 10 or more runs in a loss 13, vs. #11 Mississippi State, at CWS (6/29/21)  
Allowed 10 or more runs in a win 11, vs. Georgia Tech (June 6, 2021)  
Allowed 15 or more runs in a game 18, vs. Duke (June 7, 2019)  
Allowed 20 or more runs in a game 20, vs. Florida (April 15, 2017)  
Allowed 7 or more runs in an inning 10, 8th inn. vs. Duke (June 7, 2019)  
Allowed 10 or more runs in an inning 13, 7th inn. vs. Xavier (June 4, 2016)  
Allowed 5 or more runs in the first inning 6, vs. Ole Miss @ SEC Tourney (May 26, 2019)

Overcame a deficit of 4 or more runs in a win 4, vs. #7 Stanford @College World Series (June 23, 2021)  
Overcame a deficit of 5 or more runs in a win 8, vs. Ole Miss @ SEC Tournament (May 26, 2019)  
Overcame a deficit of 6 or more runs in a win 8, vs. Ole Miss @ SEC Tournament (May 26, 2019)  
Overcame a deficit of 7 or more runs in a win 8, vs. Ole Miss @ SEC Tournament (May 26, 2019)  
Overcame a deficit of 8 or more runs in a win 8, vs. Ole Miss @ SEC Tournament (May 26, 2019)  
Overcame a deficit of 9 or more runs in a win 10, vs. Illinois State (March 1, 2015)

Squandered a lead of 4 or more runs in a loss 4, vs. #16 South Carolina (March 21, 2021)  
Squandered a lead of 5 or more runs in a loss 5, at #19 Texas A&M (March 16, 2019)  
Squandered a lead of 6 or more runs in a loss 7, vs. South Carolina (April 27, 2018)  
Squandered a lead of 7 or more runs in a loss 7, vs. South Carolina (April 27, 2018)

Had 15 or more hits in a game 16, vs. Wagner - Game 2 (March 11, 2022)  
Had 15 or more hits in a win 16, vs. Wagner - Game 2 (March 11, 2022)  
Had 18 or more hits in a game 18, at Hawaii - Game 2 (March 5, 2022)  
Had 18 or more hits in a win 18, at Hawaii - Game 2 (March 5, 2022)  
Had 20 or more hits in a win 21, vs. Tennessee Tech (April 30, 2019)  
Had 30 or more hits in a game 30, vs. Alabama (April 17, 1988)  
Had 50 or more hits in an SEC series 54, vs. Missouri (April 12-14, 2013)  
Had 15 or more hits in a loss 17, vs. Florida (April 15, 2017)

Had 10 or more total bases in a game Dominic Keegan (10) vs. Presbyterian (June 4, 2021)  
Had 11 or more total bases in a game Connor Kaiser (14) at Clemson (June 3, 2018)

Had at least 15 hits in back-to-back games 15, 16 vs. Wagner (March 11, 2022)  
Had at least 10 hits in 5 or more consecutive games 5 games (April 25-May 3, 2019)  
Had at least 10 hits in 6 or more consecutive games 6 games (Feb. 20-March 1, 2019)  
Had at least 10 hits in 7 or more consecutive games 7 games (Feb. 18-27, 2018)  
Had at least 10 hits in 8 or more consecutive games 8 games (Feb. 27-March 12, 2010)

Had 5 or more doubles in a game 8, vs. Wagner (March 13, 2022)  
Had 6 or more doubles in a game 8, vs. Wagner (March 13, 2022)  
Had 7 or more doubles in a game 8, vs. Wagner (March 13, 2022)  
Allowed 5 or more doubles in a game 6, vs. Arkansas (April 14, 2019)  
Allowed 6 or more doubles in a game 6, vs. Arkansas (April 14, 2019)

Had 2 or more triples in a game 2, vs. Tennessee Tech (March 30, 2021)  
Had 3 or more triples in a game 4, vs. Radford (May 31, 2015)  
Had 4 or more triples in a game 4, vs. Radford (May 31, 2015)  
Allowed 2 or more triples in a game 2, vs. Duke (June 7, 2019)  
Allowed 3 or more triples in a game 3, vs. Texas A&M (April 11, 2014)

THE LAST TIME VANDERBILT ...

|  |  |
|--|--|
| Allowed 3 or more home runs in a game                                    | 3, vs. Kentucky (May 22, 2021)   |
| Allowed 4 or more home runs in a game                                    | 4, at Florida (May 1, 2021)  |
| Allowed 5 or more home runs in a game                                    | 7, vs. Georgia (April 8, 2021)   |
| Did not draw a walk in a game  | vs. #12 Arkansas (April 12, 2019)  |
| Walked 10 or more times in a game  | 10, vs. Wagner(March 13, 2022)   |
| Walked 15 or more times in a game  | 17, vs. Davidson (March 5, 2019)   |
| Walked 18 or more times in a game  | 19, vs. Middle Tennessee (May 15, 2018)  |
| Allowed 0 walks in a game  | vs. #4 Mississippi State (April 23, 2021)  |
| Allowed 0 walks in back-to-back games                                    | at San Diego, DH (Feb. 20, 2011)   |
| Allowed 10 or more walks in a game                                       | 10, vs. #11 Mississippi State, at CWS (6/29/21)  |
| Allowed 12 or more walks in a game                                       | 12, vs. Austin Peay (Feb. 27, 2019)  |
| Allowed 10-plus walks in back-to-back games                              | 12, vs. Illinois State; 12, vs. Evansville (March 1-3, 2015)   |
| Did not strikeout in a game  | vs. Tennessee-Martin (Feb. 23, 2005)   |
| Struck out 12 or more times in a game                                    | 14, vs. #7 Oklahoma State (Feb. 20, 2022)  |
| Struck out 15 or more times in a game                                    | 16, vs. #16 South Carolina (March 21, 2021)  |
| Struck out 15 or more batters in a game                                  | 16, vs. Michigan (March 15, 2022)  |
| Struck out 19 or more batters in a game                                  | 19, vs. #5 Arizona (June 19, 2021)   |
| Struck out 20 or more opposing batters in a game                         | 22, vs. Ole Miss (April 10, 2015)  |
| Struck out 10 or more opposing batters in 5 consecutive games            | 6 games (March 11-20, 2022)  |
| Struck out 12 or more opposing batters in 8 consecutive games            | 9 games (Feb. 18-March 5, 2022)  |
| Pitching staff held opponent scoreless for 10 consecutive inn. in a game | 11 inn. at Missouri (March 26, 2016)   |
| Had 5 or more hit batters in a game                                      | 5, by Georgia State - Game 2 (Feb. 28, 2021)   |
| Had 6 or more hit batters in a game                                      | 6, by Rhode Island (March 4, 2012)   |
| Had 5 or more stolen bases in a game                                     | 6, vs. Hawaii (March 1, 2020)  |
| Had 6 or more stolen bases in a game                                     | 6, vs. Hawaii (March 1, 2020)  |
| Had 7 or more stolen bases in a game                                     | 7, vs. UMass-Lowell (Feb. 25, 2018)  |
| Had 8 or more stolen bases in a game                                     | 8, vs. UNC-Wilmington (June 1, 2012)   |
| Left 13 or more runners on base  | 13, vs. Michigan (March 15, 2022)  |
| Left 14 or more runners on base  | 14, at Missouri (March 25, 2021)   |
| Left 15 or more runners on base  | 15, vs. #14 Florida (March 22, 2019)   |
| Left 16 or more runners on base  | 17, vs. Mississippi State @ Nashville Super Regional (June 10, 2018)   |
| Committed 4 or more errors in a game                                     | 4, vs. Central Arkansas (March 1, 2022)  |
| Committed 5 or more errors in a game                                     | 6, at Middle Tennessee (March 22, 2016)  |
| Committed 6 or more errors in a game                                     | 6, at Middle Tennessee (March 22, 2016)  |
| Combined for a no-hitter   | at Western Kentucky (J. Lewis, N. Pilkington, J. Scott, M. Buschmann), May 6, 2003   |
| Combined for a perfect game  | at Western Kentucky (J. Lewis, N. Pilkington, J. Scott, M. Buschmann), May 6, 2003   |
| Combined on a one-hitter   | vs. Evansville, 6 inn. (Devin Futrell, Bryce Cunningham), Feb. 23, 2022  |
| Combined on a two-hitter   | vs. Wagner - Game 2 (C. Holton, B. Cunningham, B. Hansen, J. Anderson) March 11, 2022  |
| Combined on a three-hitter   | vs. Missouri (Carter Holton, Christian Little) March 19, 2022  |
| Was no-hit   | at Texas A&M (Kyle Simonds, 9.0), May 7, 2016  |
| Started six true freshmen  | at Auburn (Austin Martin - LF, Philip Clarke - DH, Pat DeMarco - RF, Jayson Gonzalez - SS, Garrett Blaylock - 3B, Mason Hickman - SP), May 6, 2018 |

|   |  |
|---|--|
| HITTING:  |  |
| Hit an inside-the-park home run                       | Will Toffey vs. Belmont (March 22, 2017)   |
| Hit a pinch-hit home run                              | Spencer Jones at #15 Louisville (May 4, 2021)  |
| Hit a grand slam                                      | Javier Vaz at Hawaii - Game 2 (March 5, 2022)  |
| Hit a grand slam on the road                          | Javier Vaz at Hawaii - Game 2 (March 5, 2022)  |
| Hit a walk-off home run                               | Troy LaNeve vs. Kentucky (May 20, 2021)  |
| Hit an extra-inning walk-off home run                 | Isaiah Thomas vs. Hawaii, 11th inning (March 1, 2020)                                  |
| Hit a postseason walk-off home run                    | JJ Bleday vs. Mississippi State (June 9, 2018)   |
| Had a walk-off base hit                               | Jayson Gonzalez vs. Arizona (June 19, 2021)  |
| Drew a walk-off walk                                  | Carter Young vs. TCU (March 8, 2020)   |
| Hit 2 or more home runs in a game                     | Dominic Keegan vs. Presbyterian (June 4, 2021)   |
| Hit 2 or more home runs in an SEC game                | Isaiah Thomas at #18 Ole Miss (May 15, 2021)   |
| Hit 3 or more home runs in a game                     | Connor Kaiser (3) at Clemson (June 3, 2018)  |
| Hit 2 or more home runs in consecutive games          | Tate Kolwyck vs. Missouri (March 19-20, 2022)  |
| Homered in consecutive at-bats                        | Carter Young, 3rd inn., 4th inn. vs. Alabama (May 7, 2021)                             |
| Homered in consecutive at-bats in an SEC game         | Carter Young, 3rd inn., 4th inn. vs. Alabama (May 7, 2021)                             |
| Hit for the cycle                                     | Clinton Johnston vs. Kentucky (April 28, 1996)   |
| Hit for the cycle in an SEC game                      | Clinton Johnston vs. Kentucky (April 28, 1996)   |
| Had a 20-game hit streak                              | JJ Bleday and Austin Martin, 20 (May 17, 2018-March 1, 2019)                           |
| Had a 25-game hit streak                              | Xavier Turner, 27 (March 4-April 22, 2014)   |
| Had a 45-game on-base streak                          | JJ Bleday, 50 (March 19-June 26, 2019)   |
| Had 2 hits in an inning                               | Ethan Paul (1B, 2B) vs. Davidson (March 5, 2019)                                       |
| Had 5 or more hits in a game                          | Ethan Paul (5) vs. #14 Florida (March 22, 2019)  |
| Had 5 or more RBIs in a game                          | Isaiah Thomas (5) vs. Georgia Tech (June 6, 2021)                                      |
| Had 6 or more RBIs in a game                          | Maxwell Romero Jr. (7) & Dominic Keegan (6) vs. Georgia State - Game 2 (Feb. 28, 2021) |
| Had 7 or more RBIs in a game                          | Maxwell Romero Jr. (7) vs. Georgia State - Game 2 (Feb. 28, 2021)                      |
| Had 10 or more RBIs in a game                         | Connor Kaiser (10) at Clemson (June 3, 2018)   |
| Stole home  | Ethan Paul vs. Auburn (May 19, 2016)   |
| Had a triple steal                                    | Ethan Paul (home), Jeren Kendall (3rd), Bryan Reynolds (2nd) vs. Auburn (May 19, 2016) |
| Had 3 or more stolen bases in a game                  | 4, Enrique Bradfield Jr. vs. Georgia Tech (June 6, 2021)                               |
| PITCHING:   |  |
| Threw a 9-inning no-hitter                            | Jack Leiter vs. #16 South Carolina (March 20, 2021)                                    |
|   | Kumar Rocker vs. Duke @ Nashville Super Regional (June 8, 2019)                        |
|   | Doug Wessel vs. Belmont (April 19, 1971)   |
| Struck out 10 or more batters in a game               | Carter Holton, 10, vs. Missouri (March 19, 2022)                                       |
| Struck out 10 or more batters in an SEC game          | Carter Holton, 10, vs. Missouri (March 19, 2022)                                       |
| Struck out 12 or more batters in a game               | Carter Holton, 13, vs. Wagner - Game 2 (March 11, 2022)                                |
| True freshman struck out 10 or more batters in a game | Carter Holton, 13, vs. Wagner - Game 2 (March 11, 2022)                                |
| True freshman struck out 10 or more batters in debut  | Jack Leiter, 12, vs. South Alabama (Feb. 18, 2020)                                     |
| True freshman struck out 15 or more batters in a game | Kumar Rocker, 19, vs. Duke (June 8, 2019)  |
| Struck out 15 or more batters in a game               | Jack Leiter, 15, vs. NC State (June 21, 2021)  |
| Struck out 10 or more batters in consecutive games    | Kumar Rocker (11) and Jack Leiter (10) vs. #12 East Carolina (June 11-12, 2021)        |
| Pitched a 7-inning, complete game                     | Carter Holton at Hawaii - Game 1 (March 5, 2022)                                       |
| Pitched 9 or more innings                             | 9.0, Kumar Rocker vs. #4 Mississippi State (April 23, 2021)                            |
| Pitched 9 or more scoreless innings                   | 9.0, Jack Leiter vs. #16 South Carolina (March 20, 2021)                               |
| Pitched a 9-inning, complete game                     | 9.0, Kumar Rocker vs. #4 Mississippi State (April 23, 2021)                            |
| Pitched a 9-inning, complete-game shutout             | 9.0, Jack Leiter vs. #16 South Carolina (March 20, 2021)                               |
| Picked up 10 or more saves in a season                | 17, Tyler Brown (2019)   |
| Picked up 15 or more saves in a season                | 17, Tyler Brown (2019)   |
| Picked up win and save on same day                    | Jackson Gillis vs. Ole Miss, Win - Game 1, Save - Game 2 (April 15, 2018)              |
| Picked up the save (true freshman)                    | Sam Hliboki vs. Hawaii (Feb. 28, 2020)   |

NUMERICAL ROSTER

| No. | Name                  | Pos. | B/T | Ht.  | Wt. | Cl.    | Hometown/High School                           |
|-----|-----------------------|------|-----|------|-----|--------|--|
| 1   | Matthew Polk          | UTL  | R/R | 5-11 | 180 | Fr./HS | Long Beach, Calif./Orange Lutheran             |
| 2   | Javier Vaz            | IF   | L/R | 5-9  | 151 | Sr./1L | Huntsville, Ala./Huntsville                    |
| 3   | Rob Gordon            | IF   | R/R | 6-2  | 176 | Fr./HS | Atlanta, Ga./Grady                             |
| 5   | Anthony Migliaccio    | UTL  | S/R | 6-1  | 200 | Fr./HS | Wyandotte, Mich./Detroit Country Day           |
| 6   | Tate Kolwyck          | IF   | R/R | 5-11 | 195 | Sr./3L | Memphis, Tenn./Arlington                       |
| 9   | Carter Young          | IF   | S/R | 6-0  | 180 | Jr./2L | Selah, Wash./Selah                             |
| 10  | T.J. McKenzie         | OF   | R/R | 6-1  | 180 | Jr./2L | Loxahatchee, Fla./The Benjamin School          |
| 11  | Davis Diaz            | IF   | R/R | 5-11 | 170 | Fr./HS | Pittsburg, Calif./Acalanes                     |
| 12  | Dominic Keegan        | UTL  | R/R | 6-0  | 210 | Sr./3L | Methuen, Mass./Central Catholic                |
| 13  | Jonathan Vastine      | IF   | L/R | 5-11 | 165 | Fr./HS | Bartow, Fla./Bartow                            |
| 16  | Jack Bulger           | UTL  | R/R | 6-0  | 210 | So./1L | Bowie, Md./DeMatha Catholic                    |
| 17  | Ryan Ginther          | LHP  | R/L | 5-11 | 201 | Fr./HS | Hendersonville, Tenn./Station Camp             |
| 18  | JD Rogers             | OF   | L/L | 5-10 | 185 | Fr./HS | Carmel, Ind./Carmel                            |
| 19  | Troy LaNeve           | OF   | L/R | 6-0  | 210 | Jr./2L | Pittsburgh, Pa./Pine Richland                  |
| 20  | Carter Holton         | LHP  | L/L | 5-11 | 195 | Fr./HS | Savannah, Ga./Benedictine Military             |
| 21  | Calvin Hewett         | OF   | R/L | 6-3  | 205 | So./1L | Greenland, N.H./Portsmouth                     |
| 23  | Kenny Mallory Jr.     | OF   | L/L | 6-3  | 195 | Fr./HS | Lawrenceville, Ga./Mountain View               |
| 25  | Parker Noland         | IF   | L/R | 6-1  | 200 | Jr./2L | Knoxville, Tenn./Farragut                      |
| 29  | Nick Maldonado        | RHP  | R/R | 6-1  | 205 | Jr./2L | Short Hills, N.J./Seton Hall Prep              |
| 30  | Nelson Berkwich       | LHP  | L/L | 5-11 | 190 | So.1L  | Boca Raton, Fla./American Heritage             |
| 33  | Hunter Owen           | LHP  | R/L | 6-6  | 240 | So./1L | South Portland, Maine/South Portland           |
| 34  | Spencer Jones         | UTL  | L/L | 6-7  | 225 | Jr./2L | Encinitas, Calif./La Costa Canyon              |
| 35  | Chris McElvain        | RHP  | R/R | 6-0  | 205 | Jr./2L | Thompson Station, Tenn./Summit                 |
| 36  | Grayson Moore         | RHP  | S/R | 6-3  | 190 | So./1L | Longwood, Fla./Lake Mary                       |
| 39  | Gavin Casas           | IF   | L/R | 6-3  | 225 | So./1L | Pembroke Pines, Fla./American Heritage         |
| 40  | Sam Hliboki           | RHP  | L/R | 6-3  | 210 | Jr./2L | Los Angeles, Calif./Harvard Westlake           |
| 42  | Christian Little      | RHP  | R/R | 6-4  | 210 | So./1L | St. Louis, Mo./Christian Brothers College      |
| 43  | Michael Doolin        | RHP  | L/R | 6-4  | 220 | Jr./2L | Schererville, Ind./Andrean                     |
| 44  | Donye Evans           | RHP  | R/R | 6-6  | 220 | So./1L | Decatur, Ga./Redan                             |
| 45  | Alan Espinal          | C    | R/R | 6-0  | 190 | So./1L | Viera, Fla./Viera                              |
| 46  | Gage Bradley          | RHP  | R/R | 6-3  | 190 | So./1L | Clarksville, Tenn./Rossview                    |
| 48  | Christian Smith       | OF   | L/L | 6-2  | 195 | Fr./HS | Atlanta, Ga./Grady                             |
| 50  | Kyle Magrans          | RHP  | R/R | 6-3  | 210 | Fr./HS | Clarksville, Tenn./Clarksville                 |
| 51  | Enrique Bradfield Jr. | OF   | L/L | 6-1  | 160 | So./1L | Hialeah, Fla./American Heritage                |
| 52  | Sam Hunt              | UTL  | S/R | 6-2  | 205 | Fr./HS | Minneapolis, Minn./IMG Academy                 |
| 55  | Colton Regen          | RHP  | R/R | 6-4  | 170 | Fr./HS | Mt. Juliet, Tenn./Mt. Juliet                   |
| 66  | Thomas Schultz        | RHP  | R/R | 6-6  | 225 | Jr./2L | Mount Carmel, Pa./Our Lady of Lourdes Regional |
| 77  | Brett Hansen          | LHP  | L/L | 6-4  | 205 | So./1L | Pleasanton, Calif./Foothill                    |
| 88  | Patrick Reilly        | RHP  | R/R | 6-3  | 210 | So./1L | Sea Girt, N.J./Christian Brothers Academy      |
| 95  | Devin Futrell         | LHP  | L/L | 6-5  | 195 | Fr./HS | Pembroke Pines, Fla./American Heritage         |
| 97  | Bryce Cunningham      | RHP  | R/R | 6-5  | 225 | Fr./HS | Headland, Ala./Headland                        |
| 98  | Greysen Carter        | RHP  | S/R | 6-4  | 218 | Fr./HS | Louisville, Colo./Fairview                     |
| 99  | Jack Anderson         | RHP  | L/R | 6-5  | 190 | 5th/TR | Nashville, Tenn./Montgomery Bell Academy       |

**Head Coach:** 4 Tim Corbin (Ohio Wesleyan '84) – 20th season at Vanderbilt  
**Associate Head Coach:** 26 Scott Brown (SUNY-Cortland '99)  
**Assistant Coach:** 24 Mike Baxter (Vanderbilt '05)  
**Volunteer Coach:** 49 Tyler Shewmaker (Kentucky Wesleyan '16)  
**Strength and Conditioning Coach:** Chris Ham (Illinois '05)  
**General Manager/Chief of Staff:** Brooks Webb (Birmingham-Southern '11)  
**Director of Baseball Operations:** Amy Elkus (Kentucky '14)  
**Athletic Trainer:** Chris Matarazzo (Springfield College '12)  
**Director of Player Development:** Brandon Barak (Illinois '12)  
**Video Coordinator:** Josh Ruchotzke (Vanderbilt '17)  
**Equipment Manager:** Bailey Provo (Lipscomb '21)  
**Student Managers:** Sebastian Baca, Justin Kim, Zac Klinger, Donovan Simon

PRONUNCIATION GUIDE

Enrique Bradfield Jr. \_\_\_\_\_ IN-reek-A  
Gavin Casas \_\_\_\_\_ CAH-sus  
Alan Espinal \_\_\_\_\_ ESS-pen-all  
Devin Futrell \_\_\_\_\_ few-trell  
Sam Hliboki \_\_\_\_\_ luh-BO-kee  
Tate Kolwyck \_\_\_\_\_ COLE-wick  
Troy LaNeve \_\_\_\_\_ luh-neve  
Kyle Magrans \_\_\_\_\_ muh-grans; rhymes with bronze  
Anthony Migliaccio \_\_\_\_\_ mig-LEE-ah-chee-oh  
Colton Regen \_\_\_\_\_ region  
Jonathan Vastine \_\_\_\_\_ vast-ine; rhymes with nine  
Javier Vaz \_\_\_\_\_ rhymes with spaz

ALPHABETICAL ROSTER

| #  | Name                  | Pos. | Yr. |
|----|-----------------------|------|-----|
| 99 | Jack Anderson         | RHP  | 5th |
| 30 | Nelson Berkwich       | LHP  | So. |
| 51 | Enrique Bradfield Jr. | OF   | So. |
| 46 | Gage Bradley          | RHP  | So. |
| 16 | Jack Bulger           | UTL  | So. |
| 98 | Greysen Carter        | RHP  | Fr. |
| 39 | Gavin Casas           | IF   | So. |
| 97 | Bryce Cunningham      | RHP  | Fr. |
| 11 | Davis Diaz            | IF   | Fr. |
| 43 | Michael Doolin        | RHP  | Jr. |
| 45 | Alan Espinal          | C    | So. |
| 44 | Donye Evans           | RHP  | So. |
| 95 | Devin Futrell         | LHP  | Fr. |
| 17 | Ryan Ginther          | LHP  | Fr. |
| 3  | Rob Gordon            | IF   | Fr. |
| 77 | Brett Hansen          | LHP  | So. |
| 21 | Calvin Hewett         | OF   | So. |
| 40 | Sam Hliboki           | RHP  | Jr. |
| 20 | Carter Holton         | LHP  | Fr. |
| 52 | Sam Hunt              | UTL  | Fr. |
| 34 | Spencer Jones         | UTL  | Jr. |
| 12 | Dominic Keegan        | UTL  | Sr. |
| 6  | Tate Kolwyck          | IF   | Sr. |
| 19 | Troy LaNeve           | OF   | Jr. |
| 42 | Christian Little      | RHP  | So. |
| 50 | Kyle Magrans          | RHP  | Fr. |
| 29 | Nick Maldonado        | RHP  | Jr. |
| 23 | Kenny Mallory Jr.     | OF   | Fr. |
| 35 | Chris McElvain        | RHP  | Jr. |
| 10 | T.J. McKenzie         | OF   | Jr. |
| 5  | Anthony Migliaccio    | UTL  | Fr. |
| 36 | Grayson Moore         | RHP  | So. |
| 25 | Parker Noland         | IF   | Jr. |
| 33 | Hunter Owen           | LHP  | So. |
| 1  | Matthew Polk          | UTL  | Fr. |
| 55 | Colton Regen          | RHP  | Fr. |
| 88 | Patrick Reilly        | RHP  | So. |
| 18 | JD Rogers             | OF   | Fr. |
| 66 | Thomas Schultz        | RHP  | Jr. |
| 48 | Christian Smith       | OF   | Fr. |
| 13 | Jonathan Vastine      | IF   | Fr. |
| 2  | Javier Vaz            | IF   | Sr. |
| 9  | Carter Young          | IF   | Jr. |

EXPERIENCE BREAKDOWN

Fifth-Year (1) \_\_\_\_\_ Anderson  
Seniors (3) \_\_\_\_\_ Keegan, Kolwyck, Vaz  
Juniors (10) \_\_\_\_\_ Doolin, Hliboki, Jones,  
LaNeve, Maldonado, McElvain, McKenzie,  
Noland, Schultz, Young  
Sophomores (13) \_\_\_\_\_ Berkwich, Bradfield Jr., Bradley, Bulger,  
Casas, Espinal, Evans, Hansen, Hewett,  
Little, Moore, Owen, Reilly  
Freshmen (16) \_\_\_\_\_ Carter, Cunningham, Diaz, Futrell, Ginther,  
Gordon, Holton, Hunt, Magrans, Mallory Jr.,  
Migliaccio, Polk, Regen, Rogers, Smith, Vastine


## 2022 TV ROSTER



**1**  
**Matthew Polk**  
Fr. • 5-11 • 180 • R/R  
UTL • Long Beach, Calif.




**2**  
**Javier Vaz**  
Sr. • 5-9 • 151 • L/R  
IF • Huntsville, Ala.




**3**  
**Rob Gordon**  
Fr. • 6-2 • 176 • R/R  
IF • Atlanta, Ga.




**5**  
**Anthony Migliaccio**  
Fr. • 6-1 • 200 • S/R  
UTL • Wyandotte, Mich.



**6**  
**Tate Kolwyck**  
Sr. • 5-11 • 195 • R/R  
IF • Memphis, Tenn.




**9**  
**Carter Young**  
Sr. • 6-0 • 180 • S/R  
IF • Selah, Wash.




**10**  
**T.J. McKenzie**  
Jr. • 6-1 • 180 • R/R  
OF • Loxahatchee, Fla.




**11**  
**Davis Diaz**  
Fr. • 5-11 • 170 • R/R  
IF • Pittsburg, Calif.




**12**  
**Dominic Keegan**  
Sr. • 6-0 • 210 • R/R  
UTL • Methuen, Mass.




**13**  
**Jonathan Vastine**  
Fr. • 5-11 • 165 • L/R  
IF • Bartow, Fla.




**16**  
**Jack Bulger**  
So. • 6-0 • 210 • R/R  
UTL • Bowie, Md.




**17**  
**Ryan Ginther**  
Fr. • 5-11 • 201 • R/L  
LHP • Hendersonville, Tenn.



**18**  
**JD Rogers**  
Fr. • 6-0 • 185 • L/L  
OF • Carmel, Ind.




**19**  
**Troy LaNeve**  
Jr. • 6-0 • 210 • L/R  
OF • Pittsburgh, Calif.




**20**  
**Carter Holton**  
Fr. • 5-11 • 195 • L/L  
LHP • Savannah, Ga.




**21**  
**Calvin Hewett**  
So. • 6-3 • 205 • R/L  
OF • Greenland, N.H.




**23**  
**Kenny Mallory Jr.**  
Fr. • 6-3 • 195 • L/L  
OF • Lawrenceville, Ga.




**25**  
**Parker Noland**  
Jr. • 6-1 • 200 • L/R  
IF • Knoxville, Tenn.



**29**  
**Nick Maldonado**  
Jr. • 6-1 • 205 • R/R  
RHP • Short Hills, N.J.




**30**  
**Nelson Berkwich**  
So. • 5-11 • 190 • L/L  
LHP • Boca Raton, Fla.




**33**  
**Hunter Owen**  
So. • 6-6 • 240 • R/L  
LHP • South Portland, Maine



**34**  
**Spencer Jones**  
Jr. • 6-7 • 225 • L/L  
UTL • Encinitas, Calif.




**35**  
**Chris McElvain**  
Jr. • 6-0 • 205 • R/R  
RHP • Thompson Station, Tenn.




**36**  
**Grayson Moore**  
So. • 6-3 • 190 • S/R  
RHP • Lake Mary, Fla.




**39**  
**Gavin Casas**  
So. • 6-3 • 225 • L/R  
IF • Pembroke Pines, Fla.




**40**  
**Sam Hliboki**  
Jr. • 6-3 • 210 • L/R  
RHP • Los Angeles, Calif.




**42**  
**Christian Little**  
So. • 6-4 • 210 • R/R  
RHP • St. Louis, Mo.



**43**  
**Michael Doolin**  
Jr. • 6-4 • 220 • L/R  
RHP • Schererville, Ind.




**44**  
**Donye Evans**  
So. • 6-6 • 220 • R/R  
RHP • Decatur, Ga.




**45**  
**Alan Espinal**  
So. • 6-0 • 190 • R/R  
C • Viera, Fla.




**46**  
**Gage Bradley**  
So. • 6-3 • 190 • R/R  
RHP • Clarksville, Tenn.




**48**  
**Christian Smith**  
OF • Atlanta, Ga.




**50**  
**Kyle Magrans**  
Fr. • 6-3 • 210 • R/R  
RHP • Clarksville, Tenn.




**51**  
**Enrique Bradfield Jr.**  
So. • 6-1 • 160 • L/L  
OF • Hialeah, Fla.




**52**  
**Sam Hunt**  
Fr. • 6-2 • 205 • S/R  
UTL • Minneapolis, Minn.




**55**  
**Colton Regen**  
Fr. • 6-4 • 170 • R/R  
RHP • Mt. Juliet, Tenn.



**66**  
**Thomas Schultz**  
Jr. • 6-6 • 225 • R/R  
RHP • Mount Carmel, Pa.




**77**  
**Brett Hansen**  
So. • 6-4 • 205 • L/L  
LHP • Pleasanton, Calif.




**88**  
**Patrick Reilly**  
So. • 6-3 • 210 • R/R  
RHP • Sea Girt, N.J.




**95**  
**Devin Futrell**  
Fr. • 6-5 • 195 • L/L  
LHP • Pembroke Pines, Fla.



**97**  
**Bryce Cunningham**  
Fr. • 6-5 • 225 • R/R  
RHP • Headland, Ala.



**98**  
**Greysen Carter**  
Fr. • 6-4 • 218 • S/R  
RHP • Louisville, Colo.




**99**  
**Jack Anderson**  
5th • 6-5 • 190 • L/R  
RHP • Nashville, Tenn.




**4**  
**Tim Corbin**  
Head Coach  
20th Season



**26**  
**Scott Brown**  
Associate Head Coach  
10th Season



**24**  
**Mike Baxter**  
Assistant Coach  
5th Season



**49**  
**Tyler Shewmaker**  
Volunteer Assistant Coach  
1st Season