



VANDERBILT

2022 BASEBALL GAME NOTES



Vanderbilt Athletic Communications • 2601 Jess Neely Dr. Nashville, TN 37212
 Baseball Contact: Josh Foster • Cell: 205.213.5091 • Email: joshua.foster@vanderbilt.edu
 VUCommodores.com • Twitter: @VandyBoys

2022 SCHEDULE/RESULTS

OVERALL: 10-2 | SEC: 0-0 | H: 6-2 | A: 4-0 | N: 0-0

FEBRUARY		All Times CT	
18	#7 Oklahoma State	W, 3-0	Nashville, Tenn.
19	#7 Oklahoma State	L, 4-3	Nashville, Tenn.
20	#7 Oklahoma State	L, 7-5	Nashville, Tenn.
22	North Alabama	Postponed	Nashville, Tenn.
23	Evansville	W, 9-0 (6 inn.)	Nashville, Tenn.
25	Army	W, 7-2	Nashville, Tenn.
26	Army	W, 10-7	Nashville, Tenn.
27	Army	W, 6-0	Nashville, Tenn.

MARCH			
1	Central Arkansas	W, 5-2	Nashville, Tenn.
4	at Hawaii	W, 9-2	Honolulu, Hawaii
5	at Hawaii (DH)	W, 12-1	Honolulu, Hawaii
5	at Hawaii (DH)	W, 13-1	Honolulu, Hawaii
6	at Hawaii	W, 2-1	Honolulu, Hawaii
11	Wagner (DH)	Noon	Nashville, Tenn.
11	Wagner (DH)	4:30 p.m.	Nashville, Tenn.
13	Wagner	1 p.m.	Nashville, Tenn.
15	Michigan	6 p.m.	Nashville, Tenn.
18	Missouri*	6 p.m.	Nashville, Tenn.
19	Missouri*	2 p.m.	Nashville, Tenn.
20	Missouri	1 p.m.	Nashville, Tenn.
22	vs. Belmont^	6 p.m.	Nashville, Tenn.
25	at South Carolina*	7 p.m.	Columbia, S.C.
26	at South Carolina	6 p.m.	Columbia, S.C.
27	at South Carolina	1 p.m.	Columbia, S.C.
29	vs. Lipscomb^	6 p.m.	Nashville, Tenn.

APRIL			
1	Tennessee*	6 p.m.	Nashville, Tenn.
2	Tennessee*	7 p.m.	Nashville, Tenn.
3	Tennessee*	1 p.m.	Nashville, Tenn.
5	Austin Peay	6 p.m.	Nashville, Tenn.
8	at Auburn*	6 p.m.	Auburn, Ala.
9	at Auburn*	TBA	Auburn, Ala.
10	at Auburn*	1 p.m.	Auburn, Ala.
12	Western Kentucky	6 p.m.	Nashville, Tenn.
15	Florida*	6 p.m.	Nashville, Tenn.
16	Florida*	6 p.m.	Nashville, Tenn.
17	Florida*	Noon	Nashville, Tenn.
19	Tennessee Tech	6 p.m.	Nashville, Tenn.
22	at Kentucky*	5:30 p.m.	Lexington, Ky.
23	at Kentucky*	11 a.m.	Lexington, Ky.
24	at Kentucky*	Noon	Lexington, Ky.
28	Texas A&M*	7 p.m.	Nashville, Tenn.
29	Texas A&M*	6 p.m.	Nashville, Tenn.
30	Texas A&M*	2 p.m.	Nashville, Tenn.

MAY			
3	Louisville	6 p.m.	Nashville, Tenn.
6	at Georgia*	5:30 p.m.	Athens, Ga.
7	at Georgia*	1 p.m.	Athens, Ga.
8	at Georgia*	Noon	Athens, Ga.
10	Indiana State	6 p.m.	Nashville, Tenn.
13	at Arkansas*	6:30 p.m.	Fayetteville, Ark.
14	at Arkansas*	6:30 p.m.	Fayetteville, Ark.
15	at Arkansas*	2 p.m.	Fayetteville, Ark.
17	Middle Tennessee State	6 p.m.	Nashville, Tenn.
19	LSU*	6 p.m.	Nashville, Tenn.
20	LSU*	6 p.m.	Nashville, Tenn.
21	LSU*	2 p.m.	Nashville, Tenn.
24-29	SEC Tournament%	TBA	Hoover, Ala.

JUNE			
3-6	NCAA Regionals	TBA	TBD
10-12	NCAA Super Regionals	TBA	TBD
18-25	College World Series	TBA	Omaha, Neb.

* Southeastern Conference game
 ^ First Horizon Park
 % Hoover Met Stadium
 + NCAA College World Series (Omaha, Neb.)

GAMES 13-15

NO. 4 VANDERBILT COMMODORES (10-2, 0-0 SEC) vs. WAGNER (1-9, 0-0 Northeast Conference)

March 11-13, 2022 • Nashville, Tenn. • Hawkins Field (3,802)

WAGNER
 Record: 1-9 Overall, 0-0 Northeast Conference
 Home / Away / Neutral: 0-0 / 1-9 / 0-0
 Rankings: D1: -- | NCBWA: -- | Coaches: --
 BA: -- | CB: -- | PG: --
 Head Coach: Craig Noto
 Career Record: 1-9 (1st)
 Record at Wagner: 1-9 (1st)

VANDERBILT
 Record: 10-2 Overall, 0-0 SEC
 Home / Away / Neutral: 6-2 / 4-0 / 0-0
 Rankings: D1: 4 | NCBWA: 3 | Coaches: 2
 BA: 7 | CB: 2 | PG: 2
 Head Coach: Tim Corbin
 Career Record: 918-517-1 (25th)
 Record at Vanderbilt: 812-379-1 (20th)

TRENDING: Vanderbilt returns home this weekend to host Wagner for its final weekend series before conference play starts.

- Vandy enters the weekend riding a nine-game winning streak. The Commodores are averaging 8.1 runs per contest across the span, while limiting opponents to 1.7 runs per game.
- Vanderbilt notched a four-game sweep at Hawaii last weekend, outscoring the Rainbow Warriors 36-5 across the four matchups.

SUCCESS IN THE NON-CON: The Commodores have experienced great success in their nonconference weekend series, dating to 2013.

- Vanderbilt owns a 78-18 record across its nonconference weekend series, including a 8-2 record this season.
- The Dores have won 29-of-32 weekend nonconference series, including 11 of their last 12, dating to 2017.

DIAZ EARNS FRESHMAN OF THE WEEK: Freshman **Davis Diaz** earned SEC Freshman of the Week honors for his impressive performance across Vanderbilt's five games last week.

- Diaz batted .579 (11-for-19) across the week with a team-high tying 11 hits. He scored 10 of Vanderbilt's 41 total runs.
- The Pittsburg, California, native posted multi-hit outings in four of the Commodores' five contests, including three three-hit efforts.

SOPHOMORES OUT THE PEN: The sophomore duo of **Hunter Owen** and **Grayson Moore** have shined in the Vanderbilt bullpen throughout the first three weeks.

- Owen worked a career-high 4.0 innings in the series finale against Army, surrendering just one hit. The second-year southpaw has recorded six strikeouts in each of his three appearances this season, which serve as a personal-best.
- Moore has not allowed an earned run across his 7.0 innings of work, making three appearances on the year. He has yielded just four hits on the year, while collecting 10 punchouts.

CLOSE TO PERFECTION: Freshman **Carter Holton** came up just short of a perfect game in his start last week against Hawaii.

- The rookie southpaw carried a perfect game bid into the bottom of the seventh before issuing a leadoff walk to begin the inning.
- Holton worked a season-long 7.0 innings while racking up a personal-best nine strikeouts.
- He became the first Commodore to throw a seven-inning complete game since March 25, 2018, when Mason Hickman went the full seven innings against LSU.

SERIES HISTORY: Friday's series opener will mark the first time that Vanderbilt and Wagner have met in the all-time history between the two programs.

- The Seahawks are the only opponent on Vanderbilt's schedule this season that the Commodores have not played before.

FRIDAY NIGHT MAC: After serving as a primary reliever as a sophomore in 2021, junior right-hander **Chris McElvain** has stepped into a starter role this season.

- McElvain owns a 2-0 record on the campaign, and has recorded double-digit strikeouts in two of his three starts.
- The right-hander racked up 10 strikeouts on Opening Day against No. 7 Oklahoma State, which marked the most of a Vanderbilt Opening Day starter in at least 15 seasons.
- The Thompson Station, Tennessee, native struck out a personal-best 13 batters at Hawaii (3/4), over a career-long 7.0 innings.
- He has been recognized as a National Player of the Week twice this season by Collegiate Baseball.

BACK FOR SECONDS: After experiencing great success as a freshman last season, sophomore **Enrique Bradfield Jr.** looks to keep things going in year two.

- Bradfield concluded the 2021 season with unanimous Freshman All-America honors and consensus All-America recognition.
- The Hialeah, Florida, native became the third player in program history to be named SEC Freshman of the Year, while also being named to the ABCA/Rawlings Gold Glove Team.
- Bradfield leads the SEC in stolen bases with eight this season, while tying for the team-lead in runs scored with 13.

IMMEDIATE IMPACT: The Vanderbilt newcomers have had an immediate impact this season.

- Five freshman pitchers have made at least one appearance this season: **Carter Holton**, **Devin Futrell**, **Bryce Cunningham**, **Ryan Ginther** and **Greysen Carter**.
- The freshman pitchers have combined to work 30.0 innings, allowing just seven earned runs to notch an ERA of 2.16.
- The duo of **Davis Diaz** and **Carter Holton** have had an immediate impact in their first year, and rank atop the SEC in several statistical categories.

Category	Player	Rank
Batting Avg.	Diaz	.500 (T-1st)
On Base %	Diaz	.579 (T-3rd)
Strikeouts	Holton	22 (T-7th)
Opposing BA	Holton	.125 (3rd)

THE KOMMODORES: The Vanderbilt pitching staff has totaled 148 strikeouts on the season, averaging 12.9 strikeouts per nine innings.

- The Commodores rank third in the nation in strikeouts per nine, while leading the SEC.
- Thirteen of the 15 Vanderbilt pitchers who have made an appearance this season have recorded multiple strikeouts.

EMERGENCE OF VAZ: Senior **Javier Vaz** looks to carry momentum into the 2022 season, after stepping up in a big way for the Commodores during their 2021 postseason run.

- After making only start prior to the postseason, Vaz started 10 of Vanderbilt's 12 games in the 2021 NCAA Tournament.
- Vaz reached base safely in nine of his 10 starts across the postseason last year.

FIRST ROUND BOUND: The Vanderbilt pitching duo of Jack Leiter and Kumar Rocker were both selected in the top 10 of the 2021 MLB Draft.

- Leiter was picked second overall to the Texas Rangers, while Rocker went 10th to the New York Mets.
- It marked the third time in program history that the Commodores boasted multiple top-10 picks in a single draft, which is the most of any school.
- It marked the third time in program history that the Commodores boasted multiple top-10 picks in a single draft, which is the most of any school.
- Vanderbilt is just one of two programs to have multiple top-10 picks at least twice, joining Arizona State, who had multiple top-10 selections in 1976 and 1978.
- David Price and Casey Weathers were both top-10 picks in the 2007 draft, while Dansby Swanson and Carson Fulmer went in the top 10 in the 2015 draft.

PRESEASON SEC HONORS: Vanderbilt was picked as favorites in the SEC East, while three Commodores were recognized on the coaches' preseason all-conference team.

- The Vandy trio of Enrique Bradfield Jr., Dominic Keegan and Nick Maldonado each received first-team honors.
- The Commodores tied LSU for the most first-team selections in the conference.

YEAR 20 ON DECK: Vanderbilt skipper **Tim Corbin** enters his 20th season at the helm of the Commodore baseball program.

- Corbin's record of 812-379-1 (.682) is first all-time in wins at Vanderbilt and first in winning percentage for coaches with 100 games or more.

THE STREAK CONTINUES: Vanderbilt's stretch of 15 consecutive NCAA Tournament appearances (2006-21) under head coach **Tim Corbin** is tied for the longest streak by a head coach in SEC history.

- The streak marks the second-longest active stretch in NCAA Division I, trailing only Florida State.
- Corbin is one of three active SEC head coaches to reach the NCAA Tournament 13 or more consecutive times.

Coach	Streak	Start-End
Tim Corbin	15	2006-present
Dave Van Horn (Ark.)	13	2003-2015
Skip Bertman (LSU)	13	1989-2001
Rob Childress (A&M)	13	2007-2019
Ray Tanner (USC)	13	2000-2012
Kevin O'Sullivan (UF)	13	2008-present

WHAT'S NEXT: Following the weekend series, Vanderbilt will host Michigan in the midweek for its final tuneup prior to conference play.

- The Commodores open SEC play with a home series against Missouri next weekend.

VANDERBILT RECORD WHEN ...

	2022
SEC Standing	---
SEC East Standing	---
Home/Road/Neutral	6-2/4-0/0-0
Day/Night	9-2/1-0
vs. RH/LH starters	8-2/2-0
Leading after 6 innings	9-0
Tied after 6 innings	0-0
Trailing after 6 innings	0-2
Leading after 7 innings	8-0
Tied after 7 innings	0-0
Trailing after 7 innings	0-2
Leading after 8 innings	8-0
Tied after 8 innings	0-1
Trailing after 8 innings	0-1
Vanderbilt scores first	8-1
Opponents score first	2-1
Shutouts	3-0
Scoring less than 3 runs	1-0
Scoring 3 to 5 runs	2-2
Scoring 6 or more runs	7-0
Vanderbilt hits HR/hit 0 HR	8-1/2-1
1-run/2-run games	1-1/0-1
Walk-offs	0-0
Extra innings (home/road/neutral)	0-0/0-0/0-0
Series openers/finales	3-0/2-1
Series W-L (home)	2-1
Series W-L (road)	1-0
Series W-L (neutral)	0-0
Series W-L (total)	2-1
Three-game sweeps (home/road)	1-0/0-0
Come-from-behind-wins	1

UPCOMING CAREER MILESTONES

Enrique Bradfield Jr.	100 Hits (93)
Dominic Keegan	150 Hits (110)
Chris McElvain	100 Strikeouts (93)
Parker Noland	100 Hits (85)
Carter Young	100 Hits (89)

2022 TEAM LEADERS

Batting

Hits	Dominic Keegan (17)
Doubles	Spencer Jones (5)
Triples	Carter Young (2)
HR	Tate Kolwyck (3)
RBI	Javier Vaz (12)
Runs	Enrique Bradfield Jr./Davis Diaz (13)
SB	Enrique Bradfield Jr. (8)
BB	Dominic Keegan (9)
AVG	Davis Diaz (.500)
OBP	Davis Diaz (.579)
SLG	Javier Vaz (.686)

Pitching

ERA (reliever)	Seven players (0.00)
ERA (starter)	Chris McElvain (1.15)
Wins	Devin Futrell (3)
Saves	Thomas Schultz (3)
Appearances	Thomas Schultz (5)
Starts	Three players (3)
Innings (reliever)	Patrick Reilly (12.0)
Innings (starter)	Carter Holton (17.0)
Strikeouts (reliever)	Patrick Reilly (20)
Strikeouts (starter)	Chris McElvain (28)

VANDERBILT IN THE NATIONAL RANKINGS

DATE	BA	NCBWA	CB	USA	D1	PG
Preseason	2	2	2	2	3	1
Feb. 21	7	9	4	2	5	5
Feb. 28	7	6	4	5	5	5
March 7	7	3	2	2	4	2
March 14	--	--	--	--	--	--
March 21	--	--	--	--	--	--
March 28	--	--	--	--	--	--
April 4	--	--	--	--	--	--
April 11	--	--	--	--	--	--
April 18	--	--	--	--	--	--
April 25	--	--	--	--	--	--
May 2	--	--	--	--	--	--
May 9	--	--	--	--	--	--
May 16	--	--	--	--	--	--
May 23	--	--	--	--	--	--
May 30	--	--	--	--	--	--
June 6	--	--	--	--	--	--
June 15	--	--	--	--	--	--
FINAL						

*For consistency, Vanderbilt uses the D1Baseball.com (D1) poll as its primary ranking.

PROBABLE PITCHING MATCHUP

DATE	OPPONENT	VANDERBILT STARTER	OPPOSING STARTER
March 11 (1)	Wagner	RHP Chris McElvain (2-0, 1.15 ERA)	TBD
March 11 (2)	Wagner	LHP Carter Holton (2-0, 3.71 ERA)	TBD
March 13	Wagner	TBD	TBD

PITCHING GAME-BY-GAME AND CAREER STATS

#17 RYAN GINTHER, LHP - FR.

MOST RECENT APP: (3/5 at Hawaii-2) 1.0 IP, 2 K

IN SEC PLAY (2022): --

- In-state product who attended Station Camp High School (Hendersonville, Tenn.)
- The top-ranked left-handed pitcher in the state of Tennessee according to Perfect Game
- 2020 Perfect Game All-American Classic participant
- Helped lead Station Camp to a district championship in 2019

2022 SEASON TOTALS

OPPONENT	ERA	W-L-S	G/GS	IP	H	R	ER	BB	SO	HR	NP
(3/5) at Hawaii-2	0.00	0-0-0	1/0	1.0	0	0	0	0	2	0	16
TOTALS	0.00	0-0-0	1/0	1.0	0	0	0	0	2	0	--

CAREER TOTALS

YEAR	ERA	W-L	APP/GS	SV	IP	H	R	ER	BB	SO	B/AVG
2022	--	--	--	--	--	--	--	--	--	--	--
TOTALS	--	--	--	--	--	--	--	--	--	--	--

#20 CARTER HOLTON, LHP - FR.

MOST RECENT APP: (3/5 at Hawaii-2) GS, W, 7.0 IP, 2 H, 1 R/1 ER, 1 BB/9 K

IN SEC PLAY (2022): --

- Nation's top left-handed pitcher according to Perfect Game
- 2020 Perfect Game All-American Classic participant
- Tossed three perfect games and two no-hitters over the course of his high school career
- Drafted in the 19th round of the 2021 MLB Draft by the Milwaukee Brewers out of high school

2022 SEASON TOTALS

OPPONENT	ERA	W-L-S	G/GS	IP	H	R	ER	BB	SO	HR	NP
(2/20) Oklahoma State	9.00	0-0-0	1/1	4.0	3	4	4	3	7	1	70
(2/26) Army	5.40	1-0-0	1/1	6.0	2	2	2	0	6	1	77
(3/5) at Hawaii-1	3.71	1-0-0	1/1	7.0	2	1	1	1	9	0	90
TOTALS	3.71	2-0-0	3/3	17.0	7	7	7	4	22	2	--

CAREER TOTALS

YEAR	ERA	W-L	APP/GS	SV	IP	H	R	ER	BB	SO	B/AVG
2022	3.71	2-0	3/3	0	17.0	7	7	7	4	22	.125
TOTALS	3.71	2-0	3/3	0	17.0	7	7	7	4	22	.125

#29 NICK MALDONADO, RHP - JR.

MOST RECENT APP: (3/6 at Hawaii) GS, 4.0 IP, 2 H, 1 R/0 ER, 2 BB/1 K

IN SEC PLAY (2022): --

- Made a team-high 28 appearances in 2021
- Sported a 2.31 ERA last season -- the lowest of all Commodore relief pitchers
- Tied for the team lead in saves with nine last campaign
- Majoring in human and organizational development

2022 SEASON TOTALS

OPPONENT	ERA	W-L-S	G/GS	IP	H	R	ER	BB	SO	HR	NP
(2/19) Oklahoma State	4.50	0-1-0	1/1	4.0	6	4	2	1	3	0	68
(2/27) Army	2.25	1-0-0	1/1	4.0	4	0	0	1	3	0	67
(3/6) at Hawaii	1.50	0-0-0	1/1	4.0	2	1	0	2	1	0	50
TOTALS	1.50	1-1-0	3/3	12.0	12	5	2	4	7	0	--

2021 SEASON TOTALS

OPPONENT	ERA	W-L-S	G/GS	IP	H	R	ER	BB	SO	HR	NP
(2/22) Wright State-2	0.00	0-0-0	1/0	1.0	0	0	0	2	1	0	27
(2/26) Georgia State	0.00	0-0-0	1/0	1.2	0	0	0	0	1	0	14
(2/28) Georgia State-1	0.00	0-0-0	1/0	1.2	0	0	0	0	2	0	19
(3/7) Illinois-Chicago	0.00	0-0-0	1/0	1.0	2	0	0	0	2	0	25
(3/13) at Oklahoma State	0.00	0-0-0	1/0	1.0	0	0	0	0	2	0	10
(3/16) Belmont	0.00	0-0-1	1/0	1.0	1	0	0	0	1	0	14
(3/21) South Carolina	2.16	0-1-0	1/0	1.0	2	2	2	0	2	0	15
(3/27) at Missouri	1.59	0-0-0	1/0	3.0	1	0	0	0	4	0	37
(4/2) at LSU	1.26	0-0-1	1/0	3.0	1	0	0	1	4	0	39
(4/8) Georgia	1.17	0-0-0	1/0	1.0	0	0	0	0	1	0	12
(4/9) Georgia	1.10	1-0-0	1/0	1.0	1	0	0	0	1	0	10
(4/16) at Tennessee	0.98	0-0-0	1/0	2.0	0	0	0	0	2	0	30
(4/18) at Tennessee	0.90	0-0-0	1/0	1.2	0	0	0	0	2	0	13
(4/25) Mississippi State	0.77	0-0-1	1/0	3.1	0	0	0	1	4	0	33
(4/30) at Florida	0.72	0-0-0	1/0	1.2	2	0	0	0	4	0	37
(5/7) Alabama	0.66	0-0-1	1/0	2.1	1	0	0	1	1	0	33
(5/11) North Alabama	0.64	0-0-1	1/0	1.0	1	0	0	0	0	0	15
(5/16) at Ole Miss	1.15	0-0-0	1/0	3.0	4	2	2	0	1	1	39
(5/21) Kentucky	1.11	0-0-0	1/0	1.0	2	0	0	0	1	0	20
(5/22) Kentucky	2.12	0-1-0	1/0	1.2	4	4	4	0	3	1	35
(5/28) vs. Ole Miss	2.23	0-0-0	1/0	2.1	1	1	1	0	3	1	28
(6/5) Georgia Tech	2.52	0-0-1	1/0	3.0	1	2	2	1	4	1	47
(6/6) vs. Georgia Tech	2.50	0-0-1	1/0	0.1	0	0	0	0	0	0	3
(6/11) East Carolina	2.47	0-0-0	1/0	0.1	0	0	0	0	0	0	4
(6/12) vs. East Carolina	2.36	0-0-1	1/0	2.0	0	0	0	0	2	0	21
(6/19) vs. Arizona	2.42	0-0-0	1/0	2.2	2	1	1	0	4	0	48
(6/23) vs. Stanford	2.45	0-0-0	1/0	3.0	4	1	1	1	3	0	51
(6/28) vs. Mississippi State	2.31	0-0-1	1/0	3.0	2	0	0	0	4	0	46
TOTALS	2.31	1-2-9	28/0	50.2	32	13	13	7	59	4	--

2020 SEASON TOTALS

OPPONENT	ERA	W-L-S	G/GS	IP	H	R	ER	BB	SO	HR	NP
(2/16) vs. Cal Poly	0.00	0-0-0	1/0	2.0	1	0	0	0	0	0	23
(2/26) Saint Louis	4.50	0-0-0	1/0	2.0	6	2	2	0	5	0	42
(3/3) Central Arkansas	3.00	0-0-0	1/0	2.0	0	0	0	1	1	0	23
(3/11) Toledo	2.70	0-0-0	1/0	0.2	0	0	0	0	0	0	8
TOTALS	2.70	0-0-0	4/0	6.2	7	2	2	1	6	0	--

CAREER TOTALS

YEAR	ERA	W-L	APP/GS	SV	IP	H	R	ER	BB	SO	B/AVG
2020	2.70	0-0	4/0	0	6.2	7	2	2	1	6	.269
2021	2.31	1-2	28/0	9	50.2	32	13	13	7	59	.173
2022	1.50	1-1	3/3	0	12.0	12	5	2	4	7	.267
TOTALS	2.21	2-3	35/3	9	69.1	51	20	17	12	72	.199

PITCHING GAME-BY-GAME AND CAREER STATS

#30 NELSON BERKWICH, LHP - SO.

MOST RECENT APP: (3/1 vs. Central Arkansas) 1 R/0 ER, 1 BB

IN SEC PLAY (2022): --

- Nation's 17th-best left-handed pitcher by Perfect Game
- 25-4 career record at American Heritage across 212.0 career innings
- 2017 USA Baseball Gold Medalist
- Majoring in human and organizational development

2022 SEASON TOTALS

OPPONENT	ERA	W-L-S	G/GS	IP	H	R	ER	BB	SO	HR	NP
(2/19) Oklahoma State	0.00	0-0-0	1/0	1.0	0	0	0	0	0	0	13
(2/25) Army	0.00	0-0-0	1/0	0.1	0	0	0	0	1	0	5
(3/1) Central Arkansas	0.00	0-0-0	1/0	0.0	0	1	0	1	0	0	13
TOTALS	0.00	0-0-0	3/0	1.1	0	1	0	1	1	0	--

2021 SEASON TOTALS

OPPONENT	ERA	W-L-S	G/GS	IP	H	R	ER	BB	SO	HR	NP
(2/28) Georgia State-2	9.00	0-0-0	1/0	1.0	2	1	1	0	0	0	17
(3/26) at Missouri	4.50	0-0-0	1/0	1.0	2	3	0	1	1	1	24
(4/20) Austin Peay	3.00	0-0-0	1/0	1.0	0	0	0	0	2	0	8
(4/24) Mississippi State	2.25	0-0-0	1/0	1.0	1	0	0	0	1	0	14
(4/30) at Florida	6.23	0-0-0	1/0	0.1	3	3	2	0	1	1	16
(5/4) at Louisville	4.26	0-0-0	1/0	2.0	0	0	0	0	2	0	24
(5/11) North Alabama	3.24	1-0-0	1/0	2.0	0	0	0	1	2	0	37
(5/18) Florida International	2.79	0-0-0	1/0	1.1	1	0	0	0	4	0	19
(5/27) vs. Arkansas	2.31	0-0-0	1/0	2.0	1	0	0	1	1	0	33
(6/29) vs. Mississippi State	3.07	0-0-0	1/0	3.0	6	2	2	0	5	0	55
TOTALS	3.07	1-0-0	10/0	14.2	16	9	5	3	19	2	--

CAREER TOTALS

YEAR	ERA	W-L	APP/GS	SV	IP	H	R	ER	BB	SO	B/AVG
2021	3.07	1-0	10/0	0	14.2	16	9	5	3	19	.267
2022	0.00	0-0	3/0	0	1.1	0	1	0	1	1	.000
TOTALS	2.81	1-0	13/0	0	16.0	16	10	5	4	20	.246

#33 HUNTER OWEN, LHP - SO.

MOST RECENT APP: (3/5 at Hawaii-2) 3.0 IP, 1 H, 2 BB/6 K

IN SEC PLAY (2022): --

- Maine's top-ranked overall player and southpaw according to Perfect Game
- 2019 Gatorade State Player of the Year in Maine
- Multi-sport athlete who competed in football for two years and basketball for four seasons
- Undeclared major

2022 SEASON TOTALS

OPPONENT	ERA	W-L-S	G/GS	IP	H	R	ER	BB	SO	HR	NP
(2/20) Oklahoma State	3.00	0-0-0	1/0	3.0	5	1	1	0	6	0	46
(2/27) Army	1.29	0-0-0	1/0	4.0	1	0	0	1	6	0	62
(3/5) at Hawaii-2	0.90	1-0-0	1/0	3.0	1	0	0	2	6	0	49
TOTALS	0.90	1-0-0	3/0	10.0	7	1	1	3	18	0	--

2021 SEASON TOTALS

OPPONENT	ERA	W-L-S	G/GS	IP	H	R	ER	BB	SO	HR	NP
(2/24) Western Kentucky	0.00	0-0-0	1/0	2.0	1	0	0	0	4	0	32
(2/28) Georgia State-1	5.40	0-0-0	1/0	1.1	1	2	2	2	1	0	26
(3/13) at Oklahoma State-2	4.15	0-0-0	1/0	1.0	0	0	0	2	0	0	20
(4/6) UT-Martin	4.26	0-0-0	1/0	2.0	2	1	1	2	3	0	34
(4/10) Georgia	4.05	0-0-0	1/0	0.1	1	0	0	0	0	0	6
(4/13) Eastern Kentucky	4.70	0-0-0	1/0	1.0	3	1	1	0	1	0	26
(4/18) at Tennessee	4.50	0-0-0	1/0	0.1	0	0	0	0	0	0	3
(4/20) Austin Peay	4.00	0-0-0	1/0	1.0	0	0	0	2	1	0	19
(4/24) Mississippi State	5.73	0-0-0	1/0	2.0	3	3	3	2	2	0	42
(5/1) at Florida	6.92	0-0-0	1/0	2.0	4	4	3	2	1	1	40
(5/4) at Louisville	6.43	0-0-0	1/0	1.0	0	0	0	0	1	0	15
(5/11) North Alabama	6.00	0-0-0	1/0	1.0	1	0	0	0	3	0	16
(5/16) at Ole Miss	8.04	0-0-0	1/0	0.2	3	6	4	1	0	2	19
(6/29) vs. Mississippi State	10.26	0-0-0	1/0	1.0	3	5	5	2	2	0	40
TOTALS	10.26	0-0-0	14/0	16.2	22	22	19	15	19	3	--

CAREER TOTALS

YEAR	ERA	W-L	APP/GS	SV	IP	H	R	ER	BB	SO	B/AVG
2021	10.26	0-0	14/0	0	16.2	22	22	19	15	19	.314
2022	0.90	1-0	3/0	0	10.0	7	1	1	3	18	.189
TOTALS	6.75	1-0	17/0	0	26.2	29	23	20	18	37	.271

#35 CHRIS MCELVAIN, RHP - JR.

MOST RECENT APP: (3/4 at Hawaii) GS, W, 7.0 IP, 3 H, 2 R/2 ER, 1 BB/13 K

IN SEC PLAY (2022): --

- Tallied five wins last campaign, which placed him third on the squad
- Registered 58 strikeouts in 2021, good for third-best amongst Commodore relievers
- Helped Summit High School (Thompson State, Tenn.) to a pair of state final fours
- Majoring in medicine, health and society

2022 SEASON TOTALS

OPPONENT	ERA	W-L-S	G/GS	IP	H	R	ER	BB	SO	HR	NP
(2/18) Oklahoma State	0.00	1-0-0	1/1	4.0	4	0	0	1	10	0	79
(2/25) Army	0.00	0-0-0	1/1	4.2	2	2	0	3	5	0	87
(3/4) at Hawaii	1.15	1-0-0	1/1	7.0	3	2	2	1	13	0	92
TOTALS	1.15	2-0-0	3/3	15.2	9	4	2	5	28	0	--

2021 SEASON TOTALS

OPPONENT	ERA	W-L-S	G/GS	IP	H	R	ER	BB	SO	HR	NP
(2/22) Wright State-1	3.00	0-0-1	1/0	3.0	3	1	1	1	5	0	55
(2/27) Georgia State	6.75	0-0-0	1/0	2.1	2	3	3	1	2	0	36
(3/5) Illinois-Chicago	5.68	0-0-0	1/0	1.0	0	0	0	0	1	1	19
(3/9) Memphis	4.91	0-0-0	1/0	1.0	1	0	0	2	2	0	27
(3/14) at Oklahoma State	4.32	0-0-0	1/0	1.0	0	0	0	0	2	0	12
(3/23) Lipscomb	3.86	0-0-0	1/0	1.0	0	0	0	1	3	0	23
(3/26) at Missouri	3.48	0-0-0	1/0	1.0	0	0	0	1	3	0	21
(4/6) UT-Martin	2.92	1-0-0	1/0	2.0	0	0	0	0	4	0	29
(4/10) Georgia	3.31	0-0-0	1/0	4.0	2	2	2	1	2	0	49
(4/18) at Tennessee	3.54	1-0-0	1/0	4.0	3	2	2	2	4	2	66
(4/25) Mississippi State	3.16	1-0-0	1/0	5.1	5	1	1	2	4	1	77
(5/2) at Florida	4.40	0-1-0	1/1	3.0	5	5	5	4	4	0	80
(5/8) Alabama	4.11	0-0-0	1/0	2.0	1	0	0	0	1	0	21
(5/15) at Ole Miss	4.01	0-0-1	1/0	3.0	3	1	1	2	4	0	53
(5/21) Kentucky	3.86	1-0-0	1/0	1.1	2	0	0	0	0	0	15
(5/22) Kentucky	3.72	0-0-0	1/0	1.1	0	0	0	2	1	0	29
(5/27) vs. Arkansas	3.79	0-0-0	1/0	1.2	1	1	1	1	1	0	36
(6/6) Georgia Tech	4.02	0-0-0	1/0	2.1	3	2	2	1	6	1	49
(6/19) vs. Arizona	3.92	1-0-0	1/0	1.0	1	0	0	0	2	0	13
(6/23) vs. Stanford	3.77	0-0-0	1/0	1.2	2	0	0	1	3	0	30
(6/25) vs. NC State	3.71	0-0-0	1/0	0.2	1	0	0	1	1	0	18
(6/30) vs. Mississippi State	4.34	0-0-0	1/0	2.0	4	4	4	3	3	2	45
TOTALS	4.34	5-1-2	22/1	45.2	39	22	22	27	58	6	--

2020 SEASON TOTALS

OPPONENT	ERA	W-L-S	G/GS	IP	H	R	ER	BB	SO	HR	NP
(2/16) vs. Cal Poly	15.43	0-0-0	1/0	2.1	4	4	4	2	0	0	53
(2/21) Illinois-Chicago	10.80	0-0-0	1/0	1.0	1	0	0	1	1	0	17
(2/25) Evansville	6.75	0-0-0	1/0	2.0	0	0	0	0	0	0	27
(2/29) Hawaii	6.14	0-0-0	1/0	2.0	2	1	1	0	3	0	33
(3/3) Central Arkansas	5.40	0-0-0	1/0	1.0	1	0	0	0	2	0	18
(3/11) Toledo	4.82	0-0-0	1/0	1.0	0	0	0	1	1	0	16
TOTALS	4.82	0-0-0	6/0	9.1	8	5	5	4	7	0	--

CAREER TOTALS

YEAR	ERA	W-L	APP/GS	SV	IP	H	R	ER	BB	SO	B/AVG
2020	4.82	0-0	6/0	0	9.1	8	5	5	4	7	.222
2021	4.34	5-1	22/1	2	45.2	39	22	22	27	58	.232
2022	1.15	1-0	3/3	0	15.2	9	4	2	5	28	.161
TOTALS	3.69	7-1	31/4	2	70.2	56	31	29	36	93	.215

#36 GRAYSON MOORE, RHP - SO.

MOST RECENT APP: (3/4 at Hawaii) 2.0 IP, 1 H, 2 K

IN SEC PLAY (2022): --

- 1.50 ERA across 17.2 innings during his shortened senior season
- Led Lake Mary High School (Lake Mary, Fla.) to a conference championship and District 9A championship in 2018
- Spanish Honor Society and National Honor Society member
- Undeclared major

2022 SEASON TOTALS

OPPONENT	ERA	W-L-S	G/GS	IP	H	R	ER	BB	SO	HR	NP
(2/19) Oklahoma State	0.00	0-0-0	1/0	3.0	0	0	0	1	5	0	48
(3											

PITCHING GAME-BY-GAME AND CAREER STATS

#40 SAM HLIBOKI, RHP - JR.

MOST RECENT APP: --

IN SEC PLAY (2022): --

- Suffered a season-ending injury during April 2021
- 2019 Daily News Pitcher of the Year
- Went 9-1 with a 1.37 ERA and 0.78 WHIP in 72 innings as senior at Harvard-Westlake (Los Angeles, Calif.)
- Majoring in human and organizational development

2021 SEASON TOTALS

OPPONENT	ERA	W-L-S	G/GS	IP	H	R	ER	BB	SO	HR	NP
(2/22) Wright State -1	0.00	0-0-0	1/0	2.0	1	0	0	1	2	0	38
(2/27) Georgia State	1.50	0-0-0	1/1	4.0	4	1	1	0	7	1	68
(3/6) Illinois-Chicago	2.25	0-0-0	1/0	2.0	2	1	1	0	2	0	34
(3/13) at Oklahoma State-2	3.60	0-0-0	1/0	2.0	3	2	2	1	2	1	37
(3/16) Belmont	3.75	0-0-0	1/0	2.0	1	1	1	1	2	0	28
(3/23) Lipscomb	3.38	0-0-0	1/0	1.1	0	0	0	0	1	0	24
(3/25) at Missouri	2.76	0-0-1	1/0	3.0	2	0	0	1	1	0	41
(4/1) at LSU	2.33	0-0-1	1/0	3.0	0	0	0	0	1	0	32
(4/10) Georgia	2.70	0-0-0	1/0	0.2	2	1	1	0	2	0	15
TOTALS	2.70	0-0-2	9/1	20.0	15	6	6	4	20	2	--

2020 SEASON TOTALS

OPPONENT	ERA	W-L-S	G/GS	IP	H	R	ER	BB	SO	HR	NP
(2/15) vs. UConn	0.00	0-0-1	1/0	3.0	1	0	0	0	3	0	36
(2/22) Illinois-Chicago	0.00	0-0-0	1/0	2.2	0	0	0	0	3	0	31
(2/28) Hawaii	0.00	0-0-1	1/0	2.1	0	0	0	0	5	0	26
(3/1) Hawaii	0.00	0-0-0	1/0	2.2	1	0	0	1	2	0	43
(3/6) at UCLA	0.00	0-0-0	1/0	5.0	0	0	0	1	3	0	57
TOTALS	0.00	0-0-2	5/0	15.2	2	0	0	2	16	0	--

CAREER TOTALS

YEAR	ERA	W-L	APP/GS	SV	IP	H	R	ER	BB	SO	B/AVG
2020	0.00	0-0	5/0	2	15.2	2	0	0	2	16	.043
2021	2.70	0-0	9/1	2	20.0	15	6	6	4	20	.203
2022	--	--	--	--	--	--	--	--	--	--	--
TOTALS	1.51	0-0	14/1	4	35.2	17	6	6	6	36	.142

#42 CHRISTIAN LITTLE, RHP - SO.

MOST RECENT APP: (3/6 at Hawaii) 2.0 IP, 3 H, 1 BB/1 K

IN SEC PLAY (2022): --

- Missouri's top-ranked overall prospect and right-hander according to Perfect Game
- 2020 Gatorade State Player of the Year in Missouri
- Father, Chris Little, was a member of the Houston Astros organization
- Undeclared major

2022 SEASON TOTALS

OPPONENT	ERA	W-L-S	G/GS	IP	H	R	ER	BB	SO	HR	NP
(2/20) Oklahoma State	0.00	0-0-0	1/0	1.0	0	0	0	0	1	0	24
(2/26) Army	3.00	0-0-0	1/0	2.0	1	1	1	3	3	0	38
(3/1) Central Arkansas	2.25	0-0-0	1/0	1.0	1	0	0	0	3	0	16
(3/6) at Hawaii	1.50	0-0-0	1/0	2.0	3	0	0	1	1	0	33
TOTALS	1.50	0-0-0	4/0	6.0	5	1	1	4	8	0	--

2021 SEASON TOTALS

OPPONENT	ERA	W-L-S	G/GS	IP	H	R	ER	BB	SO	HR	NP
(2/24) Western Kentucky	0.00	1-0-0	1/1	3.0	3	1	0	0	1	0	31
(2/28) Georgia State-2	4.50	0-0-0	1/0	1.0	2	2	2	0	1	2	21
(3/9) Memphis	6.75	0-0-0	1/1	2.2	4	3	3	3	4	0	55
(3/16) Belmont	4.22	1-0-0	1/1	4.0	1	0	0	2	7	0	55
(3/23) Lipscomb	4.61	0-0-0	1/1	3.0	3	3	2	1	3	1	58
(3/30) Tennessee Tech	5.09	0-0-0	1/0	4.0	6	4	3	2	4	1	73
(4/6) UT-Martin	5.40	0-0-0	1/1	4.0	5	3	3	2	5	1	65
(4/13) Eastern Kentucky	5.16	0-0-0	1/0	1.0	0	0	0	1	2	0	28
(4/18) at Tennessee	5.16	0-0-0	1/0	0.0	0	0	0	1	0	0	8
(5/4) at Louisville	6.18	0-1-0	1/1	5.0	4	6	6	2	4	1	70
(5/18) FIU	5.57	1-0-0	1/1	4.2	2	1	1	1	6	1	65
(5/26) vs. Ole Miss	5.02	0-0-0	1/1	5.1	3	1	1	1	7	0	71
(6/23) vs. Stanford	4.87	0-0-0	1/1	3.0	4	4	1	2	3	1	70
(6/29) vs. Mississippi State	5.48	0-1-0	1/1	2.0	3	5	4	4	2	0	58
TOTALS	5.48	3-2-0	14/11	42.2	40	33	26	22	49	8	--

CAREER TOTALS

YEAR	ERA	W-L	APP/GS	SV	IP	H	R	ER	BB	SO	B/AVG
2021	5.48	3-2	14/11	0	42.2	40	33	26	22	49	.244
2022	1.50	0-0	4/0	0	6.0	5	1	1	4	8	.200
TOTALS	4.99	0-0	18/11	0	48.2	45	34	27	26	57	.238

#44 DONYE EVANS, RHP - SO.

MOST RECENT APP: --

IN SEC PLAY (2022): --

- Georgia's fifth-best right-hander and 16th-rated overall prospect by Perfect Game
- 66 strikeouts across 51.1 innings of work as a junior at Redan, notching five wins
- Principal's list honoree as a senior
- Undeclared major

2021 SEASON TOTALS

OPPONENT	ERA	W-L-S	G/GS	IP	H	R	ER	BB	SO	HR	NP
(3/13) at Oklahoma State-2	9.00	0-0-0	1/0	1.0	2	2	1	0	1	0	22
(4/13) Eastern Kentucky	6.75	0-0-0	1/0	0.1	0	1	0	0	1	13	
(4/17) at Tennessee	10.80	0-0-0	1/0	0.1	1	1	1	1	0	0	11
(4/20) Austin Peay	6.75	0-0-0	1/0	1.0	1	0	0	0	2	0	16
(5/1) at Florida	4.91	0-0-0	1/0	1.0	1	0	0	1	1	0	17
(5/4) at Louisville	7.36	0-0-0	1/0	0.0	1	1	1	0	0	1	3
(5/18) FIU	5.79	0-0-0	1/0	1.0	0	0	0	0	1	0	10
(6/29) vs. Mississippi State	4.76	0-0-0	1/0	1.0	1	0	0	0	0	0	14
TOTALS	4.76	0-0-0	8/0	5.2	7	5	3	2	6	1	--

CAREER TOTALS

YEAR	ERA	W-L	APP/GS	SV	IP	H	R	ER	BB	SO	B/AVG
2021	4.76	0-0	8/0	0	5.2	7	5	3	2	6	.269
2022	--	--	--	--	--	--	--	--	--	--	--
TOTALS	4.76	0-0	8/0	0	5.2	7	5	3	2	6	.269

#46 GAGE BRADLEY, RHP - SO.

MOST RECENT APP: (2/26 vs. Army) 1 H, 4 R/3 ER, 2 BB

IN SEC PLAY (2022): --

- Tennessee's fourth-ranked right-hander and seventh-rated overall prospect according to Perfect Game
- Two-time all-district across his prep career
- Led Rossview (Clarksville, Tenn.) to its first-ever state playoff appearance and championship in 2018
- Undeclared major

2022 SEASON TOTALS

OPPONENT	ERA	W-L-S	G/GS	IP	H	R	ER	BB	SO	HR	NP
(2/26) Army	99.00	0-0-0	0/0	0.0	1	4	3	2	0	0	21
TOTALS	99.00	0-0-0	0/0	0.0	1	4	3	2	0	0	--

2021 SEASON TOTALS

OPPONENT	ERA	W-L-S	G/GS	IP	H	R	ER	BB	SO	HR	NP
(2/28) Georgia State-2	27.00	0-0-0	1/0	1.0	2	3	3	3	2	0	35
(5/18) FIU	13.50	0-0-0	1/0	1.0	0	0	0	0	1	0	12
TOTALS	13.50	0-0-0	2/0	2.0	2	3	3	3	3	0	--

CAREER TOTALS

YEAR	ERA	W-L	APP/GS	SV	IP	H	R	ER	BB	SO	B/AVG
2021	13.50	0-0	2/0	0	2.0	2	3	3	3	3	.250
2022	99.00	0-0	1/0	0	0.0	1	4	3	2	0	1.000
TOTALS	27.00	0-0	3/0	0	2.0	3	7	6	5	3	.333

#50 KYLE MAGRANS, RHP - FR.

MOST RECENT APP: --

IN SEC PLAY (2022): --

- In-state product who attended Clarksville High School (Clarksville, Tenn.)
- Rated the seventh-best right-handed pitcher in Tennessee according to Perfect Game
- Owned a 9-1 record on the mound in 2021, striking out 67 batters across 53.1 innings
- Helped Clarksville to a district championship, including the school's first appearance in the state playoffs since 2010

CAREER TOTALS

YEAR	ERA	W-L	APP/GS	SV	IP	H	R	ER	BB	SO	B/AVG
2021	--	--	--	--	--	--	--	--	--	--	--
2022	--	--	--	--	--	--	--	--	--	--	--
TOTALS	--	--	--	--	--	--	--	--	--	--	--

#55 COLTON REGEN, RHP - FR.

MOST RECENT APP: --

IN SEC PLAY (2022): --

- In-state product who attended Mount Juliet High School (Lebanon, Tenn.)
- Batted .352 with 25 hits and 11 RBI across his senior season
- Two-time all-district honoree as a sophomore and senior
- Helped lead Mount Juliet to a 28-9 record in 2021, including a district runner-up finish

CAREER TOTALS

YEAR	ERA	W-L	APP/GS	SV	IP	H	R	ER	BB	SO	B/AVG
2021	--	--	--	--	--	--	--	--	--	--	--
2022	--	--	--	--	--	--	--	--	--	--	--
TOTALS	--	--	--	--	--	--	--	--	--	--	--

PITCHING GAME-BY-GAME AND CAREER STATS

#66 THOMAS SCHULTZ, RHP - JR.

MOST RECENT APP: (3/6 at Hawaii) SV, 2.0 IP, 1 H, 1 BB/1 K
IN SEC PLAY (2022): --

- Won Omaha Challenge for pitchers as a freshman
- Two-sport athlete who also competed in basketball in high school at Our Lady of Lourdes Regional (Mount Carmel, Pa.)
- Set school and area scoring record in basketball with 2,355 career points
- Double majoring in human and organizational development, and medicine, health and society

2022 SEASON TOTALS

OPPONENT	ERA	W-L-S	G/GS	IP	H	R	ER	BB	SO	HR	NP
(2/18) Oklahoma State	0.00	0-0-1	1/0	1.0	0	0	0	0	1	0	7
(2/20) Oklahoma State	9.00	0-1-0	1/0	1.0	3	2	2	0	2	0	26
(2/27) Army	6.00	0-0-0	1/0	1.0	0	0	0	0	1	0	7
(3/1) Central Arkansas	4.50	0-0-1	1/0	1.0	0	0	0	0	2	0	9
(3/6) at Hawaii	3.00	0-0-1	1/0	2.0	1	0	0	1	1	0	21
TOTALS	3.00	0-1-3	5/0	6.0	4	2	2	1	7	0	--

2021 SEASON TOTALS

OPPONENT	ERA	W-L-S	G/GS	IP	H	R	ER	BB	SO	HR	NP
(2/22) Wright State-2	0.00	0-0-0	1/0	1.0	1	0	0	0	2	0	15
(2/26) Georgia State	3.38	0-1-0	1/1	4.1	4	2	2	2	4	0	75
(3/5) Illinois-Chicago	1.74	1-0-0	1/1	5.0	1	0	0	0	8	0	88
(3/14) at Oklahoma State	6.00	0-1-0	1/1	1.2	6	6	6	0	2	2	61
(3/21) South Carolina	6.19	0-0-0	1/1	4.0	4	3	3	0	4	2	61
(3/27) at Missouri	5.14	1-0-0	1/1	5.0	5	1	1	2	2	0	88
(4/3) at LSU	5.55	0-0-0	1/1	3.1	2	3	3	3	1	1	58
(4/13) Eastern Kentucky	5.04	1-0-0	1/1	6.0	2	0	0	3	4	1	101
(4/20) Austin Peay	4.21	1-0-0	1/1	6.0	2	0	0	3	4	0	86
(4/30) at Florida	4.62	0-0-0	1/0	0.2	1	2	2	3	0	0	29
(5/11) North Alabama	4.39	0-0-0	1/1	4.0	2	2	1	3	4	0	82
(5/27) vs. Arkansas	4.29	0-0-0	1/0	1.0	0	0	0	1	1	0	19
(6/4) Presbyterian	4.19	0-0-0	1/0	1.0	0	0	0	0	1	0	10
(6/30) vs. Mississippi State	4.09	0-0-0	1/0	1.0	1	0	0	0	0	0	16
TOTALS	4.09	4-2-0	14/9	44.0	33	21	20	18	40	6	--

2020 SEASON TOTALS

OPPONENT	ERA	W-L-S	G/GS	IP	H	R	ER	BB	SO	HR	NP
(2/18) South Alabama	0.00	0-0-1	1/0	4.0	2	0	0	0	7	0	55
(2/23) Illinois-Chicago	0.00	0-0-0	1/0	1.1	1	0	0	0	0	0	15
(2/29) Hawaii	0.87	0-1-0	1/1	5.0	3	1	1	1	6	0	68
(3/8) vs. TCU	0.66	0-0-0	1/0	3.1	3	0	0	2	4	0	59
TOTALS	0.66	0-1-1	4/1	13.2	9	1	1	3	17	0	--

CAREER TOTALS

YEAR	ERA	W-L	APP/GS	SV	IP	H	R	ER	BB	SO	B/AVG
2020	0.66	0-1	4/1	1	13.2	9	1	1	3	17	.184
2021	4.09	4-2	14/9	0	44.0	33	21	20	18	40	.209
2022	3.00	0-1	5/0	3	6.0	4	2	2	1	7	.200
TOTALS	3.25	4-4	23/10	4	63.2	46	24	23	22	64	.203

#77 BRETT HANSEN, LHP - SO.

MOST RECENT APP: --

IN SEC PLAY (2022): --

- California's top-ranked southpaw and 13th-best overall prospect according to Perfect Game
- 2018 California Mr. Baseball nominee
- Father, Matt Hansen, was a member of the BYU men's basketball team (1988)
- Majoring in human and organizational development

CAREER TOTALS

YEAR	ERA	W-L	APP/GS	SV	IP	H	R	ER	BB	SO	B/AVG
2022	--	--	--	--	--	--	--	--	--	--	--
TOTALS	--	--	--	--	--	--	--	--	--	--	--

#88 PATRICK REILLY, RHP - SO.

MOST RECENT APP: (3/5 at Hawaii-2) GS, 4.0 IP, 4 H, 1 R/1 ER, 1 BB/4 K
IN SEC PLAY (2022): --

- New Jersey's top-ranked right hander and second-rated overall prospect
- Led CBA to the 2019 Monmouth County Championship
- Father, Mike Reilly, was a member of the Villanova football team (1986-1990)
- Majoring in human and organizational development

2022 SEASON TOTALS

OPPONENT	ERA	W-L-S	G/GS	IP	H	R	ER	BB	SO	HR	NP
(2/18) Oklahoma State	0.00	0-0-0	1/0	4.0	1	0	0	4	7	0	63
(2/25) Army	0.00	1-0-0	1/0	4.0	3	0	0	2	9	0	79
(3/5) at Hawaii-2	0.75	0-0-0	1/0	4.0	4	1	1	1	4	0	61
TOTALS	0.75	1-0-0	3/0	12.0	8	1	1	7	20	0	--

2021 SEASON TOTALS

OPPONENT	ERA	W-L-S	G/GS	IP	H	R	ER	BB	SO	HR	NP
(2/24) Western Kentucky	0.00	0-0-0	1/0	1.0	1	0	0	0	1	0	14
(2/26) Georgia State	0.00	0-0-0	1/0	1.0	1	0	0	0	1	0	22
(3/5) Illinois-Chicago	0.00	0-0-0	1/0	1.0	0	0	0	0	2	0	17
(3/9) Memphis	0.00	1-0-0	1/0	3.1	1	0	0	0	4	0	45
(3/14) at Oklahoma State	2.89	0-0-0	1/0	3.0	4	3	3	2	4	2	61
(3/23) Lipscomb	2.25	1-0-0	1/0	2.2	1	0	0	2	3	0	56
(3/30) Tennessee Tech	1.93	1-0-0	1/0	2.0	1	0	0	0	2	0	21
(4/10) Georgia	3.18	0-1-0	1/1	3.0	3	3	3	1	3	1	56
(4/18) at Tennessee	3.60	0-0-0	1/1	3.0	2	2	2	3	5	2	66
(4/25) Mississippi State	4.87	0-0-0	1/1	0.1	2	3	3	4	1	0	29
(5/2) at Florida	4.24	0-0-0	1/0	3.0	1	0	0	1	5	0	48
(5/8) Alabama	3.86	1-0-0	1/1	7.0	2	2	2	2	9	1	108
(5/16) at Ole Miss	4.68	0-1-0	1/1	2.1	3	4	4	3	3	0	53
(5/22) Kentucky	4.54	0-0-0	1/1	5.0	4	2	2	3	3	1	76
(6/6) vs. Georgia Tech	4.89	0-0-0	1/1	4.2	4	6	4	3	6	1	98
(6/29) vs. Mississippi State	4.98	0-0-0	1/0	1.0	1	1	1	4	1	0	45
TOTALS	4.98	4-2-0	16/7	43.1	31	26	24	28	53	8	--

CAREER TOTALS

YEAR	ERA	W-L	APP/GS	SV	IP	H	R	ER	BB	SO	B/AVG
2021	4.98	4-2	16/7	0	43.1	31	26	24	28	53	.194
2022	0.75	1-0	3/1	0	12.0	8	1	1	7	20	.195
TOTALS	4.07	5-2	19/8	0	55.1	39	27	25	35	73	.194

#95 DEVIN FUTRELL, LHP - FR.

MOST RECENT APP: (3/6 at Hawaii) W, 1.0 IP, 2 H, 1 K

IN SEC PLAY (2022): --

- Attended American Heritage High School (Pembroke Pines, Fla.)
- Florida's second-best southpaw according to Perfect Game
- Owned a 0.67 ERA as a senior in 2021, while posting 78 strikeouts and finishing with an 8-1 record
- Registered 180 strikeouts across his four prep seasons

2022 SEASON TOTALS

OPPONENT	ERA	W-L-S	G/GS	IP	H	R	ER	BB	SO	HR	NP
(2/23) Evansville	0.00	1-0-0	1/1	4.0	1	0	0	0	8	0	53
(3/1) Central Arkansas	0.00	1-0-0	1/1	2.0	0	0	0	1	2	0	24
(3/6) at Hawaii	0.00	1-0-0	1/0	1.0	2	0	0	0	1	0	26
TOTALS	0.00	3-0-0	3/2	7.0	3	0	0	1	11	0	--

CAREER TOTALS

YEAR	ERA	W-L	APP/GS	SV	IP	H	R	ER	BB	SO	B/AVG
2022	0.00	3-0	3/2	0	7.0	3	0	0	1	10	.125
TOTALS	0.00	3-0	3/2	0	7.0	3	0	0	1	10	.125

#97 BRYCE CUNNINGHAM, RHP - FR.

MOST RECENT APP: (3/1 vs. Central Arkansas) 2.0 IP, 1 H, 1 BB/2 K

IN SEC PLAY (2022): --

- Attended Headland High School (Headland, Ala.)
- The ninth-best overall prospect in the state of Alabama according to Perfect Game
- Struck out 77 batters as a senior across 46 innings of work, while sporting a 0.76 ERA
- Two-sport athlete who also lettered in basketball for two seasons

2022 SEASON TOTALS

OPPONENT	ERA	W-L-S	G/GS	IP	H	R	ER	BB	SO	HR	NP
(2/23) Evansville	0.00	0-0-0	1/0	2.0	0	0	0	2	3	0	34
(3/1) Central Arkansas	0.00	0-0-0	1/0	2.0	1	0	0	1	2	0	41
TOTALS	0.00	0-0-0	2/0	4.0	1	0	0	3	5	0	--

CAREER TOTALS

YEAR	ERA	W-L	APP/GS	SV	IP	H	R	ER	BB	SO	B/AVG
2022	0.00	0-0	2/0	0	4.0	1	0	0	3	5	.083
TOTALS	0.00	0-0	2/0	0	4.0	1	0	0	3	5	.083

PITCHING GAME-BY-GAME AND CAREER STATS

#98 GREYSEN CARTER, RHP - FR.

MOST RECENT APP: (3/5 at Hawaii-2) 1.0 IP, 2 K

IN SEC PLAY (2022): --

- Attended Fairview High School (Louisville, Colo.)
- The top overall prospect in the state of Colorado according to Perfect Game
- Earned all-state and all-conference honors in basketball
- Scored over 1,000 points across his high school basketball career

2022 SEASON TOTALS

OPPONENT	ERA	W-L-S	G/GS	IP	H	R	ER	BB	SO	HR	NP
(3/5) at Hawaii-2	0.00	0-0-0	1/0	1.0	0	0	0	0	2	0	15
TOTALS	0.00	0-0-0	1/0	1.0	0	0	0	0	2	0	--

CAREER TOTALS

YEAR	ERA	W-L	APP/GS	SV	IP	H	R	ER	BB	SO	B/AVG
2022	0.00	0-0	1/0	0	1.0	0	0	0	0	2	.000
TOTALS	0.00	0-0	1/0	0	1.0	0	0	0	0	2	.000

#99 JACK ANDERSON, RHP - 5TH

MOST RECENT APP: (3/1 vs. Central Arkansas) 1.0 IP, 1 BB/2 K

IN SEC PLAY (2022): --

- Graduate transfer from Princeton
- Struck out 30 batters across 38.1 innings of work for the Tigers
- Attended Montgomery Bell Academy (Nashville, Tenn.)
- Majoring in leadership and organizational performance

2022 SEASON TOTALS

OPPONENT	ERA	W-L-S	G/GS	IP	H	R	ER	BB	SO	HR	NP
(2/19) Oklahoma State	0.00	0-0-0	1/0	1.0	0	0	0	1	3	0	22
(2/26) Army	0.00	0-0-0	1/0	1.0	1	0	0	0	2	0	15
(3/1) Central Arkansas	0.00	0-0-0	1/0	1.0	0	0	0	1	2	0	16
TOTALS	0.00	0-0-0	3/0	3.0	1	0	0	2	7	0	--

CAREER TOTALS

YEAR	ERA	W-L	APP/GS	SV	IP	H	R	ER	BB	SO	B/AVG
2022	0.00	0-0	3/0	0	3.0	1	0	0	2	7	.100
TOTALS	0.00	0-0	3/0	0	3.0	1	0	0	2	7	.100

STUDENT-ATHLETE NOTES (BATTING)

#1 MATTHEW POLK, UTL - FR.

LAST GAME: (3/6 at Hawaii) 0-1

CURRENT STREAK: --

- Tallied first collegiate hit and RBI on 2/26/22 vs. Army
- Attended Orange Lutheran (Long Beach, Calif.)
- Rated the seventh-best shortstop in California according Perfect Game
- Brother, Michael, is a member of the Princeton football team (2019-pres.)

CAREER TOTALS

YEAR	GP-GS	AVG	AB	R	H	2B	3B	HR	RBI	BB	SO	SB-A
2022	5-0	.333	6	0	2	0	0	0	3	0	1	0-0
TOTALS	5-0	.333	6	0	2	0	0	0	3	0	1	0-0

CAREER SEC TOTALS

YEAR	GP-GS	AVG	AB	R	H	2B	3B	HR	RBI	BB	SO	SB-A
2022	--	--	--	--	--	--	--	--	--	--	--	--
TOTALS	--	--	--	--	--	--	--	--	--	--	--	--

#2 JAVIER VAZ, IF - SR.

LAST GAME: (3/6 at Hawaii) 0-3, BB

CURRENT STREAK: Five-game on-base streak

- Hit first home run as a Commodore on 2/20/22 vs. Oklahoma State
- Started Vanderbilt's final nine games of the season, including all seven games of the College World Series
- Attended LSU Eunice Junior College in 2020
- Majoring in medicine, health and society

CAREER TOTALS

YEAR	GP-GS	AVG	AB	R	H	2B	3B	HR	RBI	BB	SO	SB-A
2021	23-11	.238	42	7	10	2	0	0	1	10	5	5-5
2022	11-11	.400	35	8	14	2	1	2	12	5	5	0-0
TOTALS	34-22	.312	77	15	24	4	1	2	13	15	10	5-5

CAREER SEC TOTALS

YEAR	GP-GS	AVG	AB	R	H	2B	3B	HR	RBI	BB	SO	SB-A
2021	3-1	.000	2	0	0	0	0	0	0	2	1	0-0
2022	--	--	--	--	--	--	--	--	--	--	--	--
TOTALS	3-1	.000	2	0	0	0	0	0	0	2	1	0-0

#3 ROB GORDON, IF - FR.

LAST GAME: --

CURRENT STREAK: --

- Attended Grady High School (Smyrna, Ga.)
- The seventh overall prospect in the state of Georgia according to Perfect Game
- Rated the third-best shortstop prospect in Georgia
- 2021 Perfect Game Preseason All-America

CAREER TOTALS

YEAR	GP-GS	AVG	AB	R	H	2B	3B	HR	RBI	BB	SO	SB-A
2022	--	--	--	--	--	--	--	--	--	--	--	--
TOTALS	--	--	--	--	--	--	--	--	--	--	--	--

CAREER SEC TOTALS

YEAR	GP-GS	AVG	AB	R	H	2B	3B	HR	RBI	BB	SO	SB-A
2022	--	--	--	--	--	--	--	--	--	--	--	--
TOTALS	--	--	--	--	--	--	--	--	--	--	--	--

#5 ANTHONY MIGLIACCIO, UTL - FR.

LAST GAME: --

CURRENT STREAK: --

- Attended Detroit Country Day (Wyandotte, Mich.)
- The fourth overall prospect in Michigan according to Perfect Game, and the top-ranked catcher
- Rated the sixth-best catcher nationally
- 2021 Perfect Game Preseason All-America

CAREER TOTALS

YEAR	GP-GS	AVG	AB	R	H	2B	3B	HR	RBI	BB	SO	SB-A
2022	--	--	--	--	--	--	--	--	--	--	--	--
TOTALS	--	--	--	--	--	--	--	--	--	--	--	--

CAREER SEC TOTALS

YEAR	GP-GS	AVG	AB	R	H	2B	3B	HR	RBI	BB	SO	SB-A
2022	--	--	--	--	--	--	--	--	--	--	--	--
TOTALS	--	--	--	--	--	--	--	--	--	--	--	--

#6 TATE KOLWYCK, IF - SR.

LAST GAME: (3/6 at Hawaii) 2-4

CURRENT STREAK: Seven-game on-base streak

- Connected on his first career grand slam against Oklahoma State (March 13) last season
- Two-sport athlete in high school at Arlington High School, who also competed in football
- School-record 10,213 yards passing as a prep quarterback at Arlington (Memphis, Tenn.)
- Majoring in human and organizational development

CAREER TOTALS

YEAR	GP-GS	AVG	AB	R	H	2B	3B	HR	RBI	BB	SO	SB-A
2019	4-0	.667	3	1	2	2	0	0	1	1	0	0-0
2020	11-6	.174	23	2	4	2	0	1	4	3	8	0-0
2021	43-39	.290	138	28	40	10	1	6	25	16	35	2-2
2022	12-12	.267	45	8	12	3	0	3	8	2	7	0-0
TOTALS	70-57	.278	209	39	58	17	1	10	38	22	50	2-2

CAREER SEC TOTALS

YEAR	GP-GS	AVG	AB	R	H	2B	3B	HR	RBI	BB	SO	SB-A
2021	15-14	.321	53	12	17	5	0	3	8	2	12	1-1
2022	--	--	--	--	--	--	--	--	--	--	--	--
TOTALS	15-14	.321	53	12	17	5	0	3	8	2	12	1-1

#9 CARTER YOUNG, IF - JR.

LAST GAME: (3/6 at Hawaii) 1-4

CURRENT STREAK: Nine-game on-base streak

- Led the team in home runs with 16 on the campaign, which tied him for sixth in the SEC
- Registered 52 RBI, placing him second on the squad
- Selected to the 2021 Newcomer All-SEC Team
- Majoring in American studies

CAREER TOTALS

YEAR	GP-GS	AVG	AB	R	H	2B	3B	HR	RBI	BB	SO	SB-A
2020	18-18	.328	61	10	20	3	0	0	12	4	17	1-1
2021	61-61	.252	238	47	60	15	5	16	52	31	84	9-10
2022	12-12	.220	41	8	9	1	2	2	7	7	15	2-2
TOTALS	91-91	.262	340	65	89	19	7	18	71	42	116	12-13

CAREER SEC TOTALS

YEAR	GP-GS	AVG	AB	R	H	2B	3B	HR	RBI	BB	SO	SB-A
2021	26-26	.227	110	20	25	5	3	10	30	12	42	6-6
2022	--	--	--	--	--	--	--	--	--	--	--	--
TOTALS	26-26	.227	110	20	25	5	3	10	30	12	42	6-6

#10 T.J. MCKENZIE, OF - JR.

LAST GAME: (3/5 at Hawaii) 2-2, 2B, RBI, R

CURRENT STREAK: --

- Recorded his first career hit, a two-run home run, vs. Evansville (2/23)
- Selected in the 39th round of the 2019 MLB Draft by the St. Louis Cardinals
- Brother, Triston, is a pitcher in the Cleveland Guardians organization
- Majoring in communication studies

CAREER TOTALS

YEAR	GP-GS	AVG	AB	R	H	2B	3B	HR	RBI	BB	SO	SB-A
2020	8-0	.000	1	1	0	0	0	0	0	0	0	0-0
2021	4-0	.000	1	0	0	0	0	0	0	0	1	0-0
2022	5-1	.600	5	2	3	1	0	1	4	1	2	0-0
TOTALS	17-1	.429	7	3	3	1	0	1	4	1	3	0-0

CAREER SEC TOTALS

YEAR	GP-GS	AVG	AB	R	H	2B	3B	HR	RBI	BB	SO	SB-A
2021	--	--	--	--	--	--	--	--	--	--	--	--
2022	--	--	--	--	--	--	--	--	--	--	--	--
TOTALS	--	--	--	--	--	--	--	--	--	--	--	--

#11 DAVIS DIAZ, IF - FR.

LAST GAME: (3/6 at Hawaii) 0-2, R, BB, HBP

CURRENT STREAK: Five-game on-base streak

- SEC Freshman of the Week (March 7, 2022)
- First career hit came against Evansville (2/23) in his first collegiate start
- The No. 12 overall prospect in the state of California according to Perfect Game
- Three-time gold medalist with the USA Baseball National Team (2015, 2017, 2018)

CAREER TOTALS

YEAR	GP-GS	AVG	AB	R	H	2B	3B	HR	RBI	BB	SO	SB-A
2022	11-9	.500	28	13	14	3	0	0	5	7	4	0-0
TOTALS	11-9	.500	28	13	14	3	0	0	5	7	4	0-0

CAREER SEC TOTALS

YEAR	GP-GS	AVG	AB	R	H	2B	3B	HR	RBI	BB	SO	SB-A
2022	--	--	--	--	--	--	--	--	--	--	--	--
TOTALS	--	--	--	--	--	--	--	--	--	--	--	--

STUDENT-ATHLETE NOTES (BATTING)

#12 DOMINIC KEEGAN, UTL - SR.

LAST GAME: (3/6 at Hawaii) 0-4

CURRENT STREAK: --

- Selected by the New York Yankees with the 573rd pick in the 19th round of the 2021 MLB Draft
- Second Team All-America honors from Perfect Game in 2021
- ABCA All-Southeast Region first team selection
- Majoring in communication studies

CAREER TOTALS

YEAR	GP-GS	AVG	AB	R	H	2B	3B	HR	RBI	BB	SO	SB-A
2019	15-0	.227	22	3	5	1	0	0	1	2	6	0-0
2020	9-8	.242	33	3	8	2	0	0	4	2	10	0-0
2021	60-60	.345	232	56	80	17	3	15	57	30	74	0-1
2022	12-12	.415	41	10	17	4	0	2	10	9	7	0-0
TOTALS	96-80	.335	328	72	110	24	3	17	72	43	97	0-1

CAREER SEC TOTALS

YEAR	GP-GS	AVG	AB	R	H	2B	3B	HR	RBI	BB	SO	SB-A
2019	7-0	.111	9	0	1	0	0	0	0	2	2	0-0
2020	--	--	--	--	--	--	--	--	--	--	--	--
2021	27-27	.319	113	21	36	5	0	5	19	9	42	0-1
2022	--	--	--	--	--	--	--	--	--	--	--	--
TOTALS	34-27	.303	122	21	37	5	0	5	19	11	44	0-1

#13 JONATHAN VASTINE, IF - FR.

LAST GAME: (3/5 at Hawaii) 0-1

CURRENT STREAK: --

- First collegiate hit came against Oklahoma State (2/19)
- The No. 19 overall prospect in the state of Florida according to Perfect Game
- Rated the sixth-best shortstop in Georgia
- 2021 Perfect Game Preseason All-America

CAREER TOTALS

YEAR	GP-GS	AVG	AB	R	H	2B	3B	HR	RBI	BB	SO	SB-A
2022	5-3	.111	9	0	1	0	0	0	0	0	3	1-1
TOTALS	5-3	.111	9	0	1	0	0	0	0	0	3	1-1

CAREER SEC TOTALS

YEAR	GP-GS	AVG	AB	R	H	2B	3B	HR	RBI	BB	SO	SB-A
2022	--	--	--	--	--	--	--	--	--	--	--	--
TOTALS	--	--	--	--	--	--	--	--	--	--	--	--

#16 JACK BULGER, UTL - SO.

LAST GAME: (3/6 at Hawaii) 2-4

CURRENT STREAK: --

- Selected to the Freshman All-SEC Team
- Named SEC Co-Freshman of the Week on April 19, 2021
- Notched his first multi-hit outing of the season in the series opener with Georgia State (Feb. 26), finishing 2-for-4 with one run scored
- Majoring in economics

CAREER TOTALS

YEAR	GP-GS	AVG	AB	R	H	2B	3B	HR	RBI	BB	SO	SB-A
2021	50-41	.274	157	32	43	7	0	5	28	25	40	2-2
2022	11-10	.286	42	5	12	0	0	0	4	2	5	2-2
TOTALS	61-51	.276	199	37	55	7	0	5	32	27	45	4-4

CAREER SEC TOTALS

YEAR	GP-GS	AVG	AB	R	H	2B	3B	HR	RBI	BB	SO	SB-A
2021	22-21	.321	81	13	26	4	0	4	19	8	24	1-1
2022	--	--	--	--	--	--	--	--	--	--	--	--
TOTALS	22-21	.321	81	13	26	4	0	4	19	8	24	1-1

#18 JD ROGERS, OF - FR.

LAST GAME: --

CURRENT STREAK: --

- Attended Carmel High School (Carmel, Ind.)
- The third overall prospect in the state of Indiana according to Perfect Game, and the top-ranked outfielder
- Rated the No. 30 outfielder prospect nationally
- 2021 Perfect Game Preseason All-America

CAREER TOTALS

YEAR	GP-GS	AVG	AB	R	H	2B	3B	HR	RBI	BB	SO	SB-A
2022	--	--	--	--	--	--	--	--	--	--	--	--
TOTALS	--	--	--	--	--	--	--	--	--	--	--	--

CAREER SEC TOTALS

YEAR	GP-GS	AVG	AB	R	H	2B	3B	HR	RBI	BB	SO	SB-A
2022	--	--	--	--	--	--	--	--	--	--	--	--
TOTALS	--	--	--	--	--	--	--	--	--	--	--	--

#19 TROY LANEVE, OF - JR.

LAST GAME: (3/5 at Hawaii) 1-1, BB, R

CURRENT STREAK: --

- Named SEC Player of the Week on May 24, 2021
- Belted a walk-off home run in the series opener against Kentucky (May 20), helping Vanderbilt to a 4-2 victory
- Recorded four RBI in the 10-0 NCAA Regional-opening win over Presbyterian (June 4)
- Majoring in human and organizational development

CAREER TOTALS

YEAR	GP-GS	AVG	AB	R	H	2B	3B	HR	RBI	BB	SO	SB-A
2020	2-0	.000	1	0	0	0	0	0	0	0	1	0-0
2021	37-19	.286	84	16	24	7	0	6	22	4	27	0-0
2022	4-2	.125	8	1	1	0	0	0	1	2	3	0-0
TOTALS	43-21	.269	93	17	25	7	0	6	23	6	31	0-0

CAREER SEC TOTALS

YEAR	GP-GS	AVG	AB	R	H	2B	3B	HR	RBI	BB	SO	SB-A
2021	12-7	.419	31	9	13	2	0	4	9	2	8	0-0
2022	--	--	--	--	--	--	--	--	--	--	--	--
TOTALS	12-7	.419	31	9	13	2	0	4	9	2	8	0-0

#21 CALVIN HEWETT, OF - SO.

LAST GAME: (3/5 at Hawaii) 1-2, R

CURRENT STREAK: --

- Made season debut in the game one of the season-opening double-header (Feb. 22), where he reached and scored off of a hit-by-pitch
- Notched first hit, a two-RBI double, in the series opener versus Illinois-Chicago (March 5)
- Registered a pair of knocks in a 5-2 win over Georgia (April 9)
- Undeclared major

CAREER TOTALS

YEAR	GP-GS	AVG	AB	R	H	2B	3B	HR	RBI	BB	SO	SB-A
2021	15-2	.571	7	3	4	2	0	0	3	1	1	0-0
2022	5-0	.250	4	2	1	0	0	0	0	0	0	0-0
TOTALS	20-2	.455	11	5	5	2	0	0	3	1	1	0-0

CAREER SEC TOTALS

YEAR	GP-GS	AVG	AB	R	H	2B	3B	HR	RBI	BB	SO	SB-A
2021	3-2	.400	5	0	2	0	0	0	0	1	1	0-0
2022	--	--	--	--	--	--	--	--	--	--	--	--
TOTALS	3-2	.400	5	0	2	0	0	0	0	1	1	0-0

#23 KENNY MALLORY JR., UTL - FR.

LAST GAME: --

CURRENT STREAK: --

- Attended Mountain View High School (Lawrenceville, Ga.)
- The No. 20 overall prospect in the state of Georgia according to Perfect Game
- Fourth-ranked outfielder in Georgia
- 2021 Perfect Game Preseason All-America

CAREER TOTALS

YEAR	GP-GS	AVG	AB	R	H	2B	3B	HR	RBI	BB	SO	SB-A
2022	--	--	--	--	--	--	--	--	--	--	--	--
TOTALS	--	--	--	--	--	--	--	--	--	--	--	--

CAREER SEC TOTALS

YEAR	GP-GS	AVG	AB	R	H	2B	3B	HR	RBI	BB	SO	SB-A
2022	--	--	--	--	--	--	--	--	--	--	--	--
TOTALS	--	--	--	--	--	--	--	--	--	--	--	--

#25 PARKER NOLAND, IF - JR.

LAST GAME: (3/6 at Hawaii) 0-0

CURRENT STREAK: --

- Started 66 of Vanderbilt's 67 games in 2021
- Tallied 64 hits on the season to rank fourth on the team
- Notched four hits in the three games of the NCAA Regional against Presbyterian and Georgia Tech (June 4-6)
- Majoring in human and organizational development

CAREER TOTALS

YEAR	GP-GS	AVG	AB	R	H	2B	3B	HR	RBI	BB	SO	SB-A
2020	17-14	.259	58	8	15	3	0	0	11	7	14	2-2
2021	66-66	.260	246	39	64	15	0	7	43	28	77	4-4
2022	11-9	.194	31	6	6	0	0	1	6	5	13	2-3
TOTALS	94-89	.254	335	53	85	18	0	8	60	40	104	8-9

CAREER SEC TOTALS

YEAR	GP-GS	AVG	AB	R	H	2B	3B	HR	RBI	BB	SO	SB-A
2021	28-28	.222	108	18	24	8	0	4	13	11	41	0-0
2022	--	--	--	--	--	--	--	--	--	--	--	--
TOTALS	28-28	.222	108	18	24	8	0	4	13	11	41	0-0

STUDENT-ATHLETE NOTES (BATTING)

#34 SPENCER JONES, UTL - JR.

LAST GAME: (3/6 at Hawaii) 1-3, HR, 2 RBI, R, BB

CURRENT STREAK: 11-game on-base streak

- Scored the winning run against Stanford in the College World Series to help Vanderbilt walk it off against the Cardinal (June 25)
- Recorded a career-high four hits in the second game of the LSU (April 2), helping the Commodores to a series-clinching victory over the Tigers
- Selected in the 31st round of the 2019 MLB Draft by the Los Angeles Angels
- Majoring in communication studies

CAREER TOTALS

YEAR	GP-GS	AVG	AB	R	H	2B	3B	HR	RBI	BB	SO	SB-A
2020	14-8	.206	34	8	7	4	0	0	3	4	7	1-1
2021	34-24	.274	95	16	26	5	0	3	10	7	33	4-4
2022	12-12	.302	43	8	13	5	0	1	8	6	13	4-4
TOTALS	60-44	.267	172	32	46	14	0	4	21	17	53	9-9

CAREER SEC TOTALS

YEAR	GP-GS	AVG	AB	R	H	2B	3B	HR	RBI	BB	SO	SB-A
2021	15-13	.302	53	6	16	1	0	1	5	0	20	1-1
2022	--	--	--	--	--	--	--	--	--	--	--	--
TOTALS	15-13	.302	53	6	16	1	0	1	5	0	20	1-1

#39 GAVIN CASAS, IF - SO.

LAST GAME: (3/6 at Hawaii) 0-2, BB

CURRENT STREAK: Five-game on-base streak

- Notched his first collegiate hit in Game 2 of the Sunday doubleheader with Georgia State (Feb. 28), scoring one run
- Nation's fifth-ranked first baseman by Perfect Game
- Florida's top-ranked first baseman and 45th-rated overall prospect
- Undeclared major

CAREER TOTALS

YEAR	GP-GS	AVG	AB	R	H	2B	3B	HR	RBI	BB	SO	SB-A
2021	9-0	.200	10	2	2	1	0	0	1	1	2	0-0
2022	7-3	.286	14	0	4	0	0	0	2	2	7	0-0
TOTALS	16-3	.250	24	2	6	1	0	0	3	3	9	0-0

CAREER SEC TOTALS

YEAR	GP-GS	AVG	AB	R	H	2B	3B	HR	RBI	BB	SO	SB-A
2021	--	--	--	--	--	--	--	--	--	--	--	--
2022	--	--	--	--	--	--	--	--	--	--	--	--
TOTALS	--	--	--	--	--	--	--	--	--	--	--	--

#45 ALAN ESPINAL, C - SO.

LAST GAME: (3/5 at Hawaii) 0-2

CURRENT STREAK: --

- Belted a home run in his lone trip to the plate in the win over Florida International (May 18), marking the first hit of his collegiate career
- Nation's 28th-best catcher by Perfect Game
- Florida's eighth-ranked catcher and 61st-rated overall prospect
- Undeclared major

CAREER TOTALS

YEAR	GP-GS	AVG	AB	R	H	2B	3B	HR	RBI	BB	SO	SB-A
2021	6-0	.200	5	1	1	0	0	1	1	0	2	0-0
2022	2-0	.000	2	0	0	0	0	0	0	1	2	0-0
TOTALS	8-0	.143	7	1	1	0	0	1	1	1	4	0-0

CAREER SEC TOTALS

YEAR	GP-GS	AVG	AB	R	H	2B	3B	HR	RBI	BB	SO	SB-A
2021	--	--	--	--	--	--	--	--	--	--	--	--
2022	--	--	--	--	--	--	--	--	--	--	--	--
TOTALS	--	--	--	--	--	--	--	--	--	--	--	--

#48 CHRISTIAN SMITH, OF - FR.

LAST GAME: --

CURRENT STREAK: --

- Attended Grady High School (Atlanta, Ga.)
- The No. 21 overall prospect in the state of Georgia according to Perfect Game
- Rated the third-best outfielder in Georgia
- 2021 Perfect Game Preseason All-America

CAREER TOTALS

YEAR	GP-GS	AVG	AB	R	H	2B	3B	HR	RBI	BB	SO	SB-A
2022	--	--	--	--	--	--	--	--	--	--	--	--
TOTALS	--	--	--	--	--	--	--	--	--	--	--	--

CAREER SEC TOTALS

YEAR	GP-GS	AVG	AB	R	H	2B	3B	HR	RBI	BB	SO	SB-A
2022	--	--	--	--	--	--	--	--	--	--	--	--
TOTALS	--	--	--	--	--	--	--	--	--	--	--	--

#51 ENRIQUE BRADFIELD JR., OF - SO.

LAST GAME: (3/6 at Hawaii) 0-3, BB

CURRENT STREAK: Six-game on-base streak

- 2021 SEC Freshman of the Year
- Consensus All-American and unanimous Freshman All-American last season
- Named to the ABCA/Rawlings Division I Gold Glove Team
- Undeclared major

CAREER TOTALS

YEAR	GP-GS	AVG	AB	R	H	2B	3B	HR	RBI	BB	SO	SB-A
2021	67-67	.336	244	60	82	8	4	1	38	45	42	47-53
2022	12-12	.262	42	13	11	2	1	0	7	8	9	8-9
TOTALS	79-79	.325	286	73	93	10	5	1	45	53	51	55-62

CAREER SEC TOTALS

YEAR	GP-GS	AVG	AB	R	H	2B	3B	HR	RBI	BB	SO	SB-A
2021	29-29	.373	110	29	41	4	1	1	20	21	14	28-32
2022	--	--	--	--	--	--	--	--	--	--	--	--
TOTALS	29-29	.373	110	29	41	4	1	1	20	21	14	28-32

#52 SAM HUNT, UTL - FR.

LAST GAME: --

CURRENT STREAK: --

- Spent two years at St. Louis Park (Minn.) High School before transferring to IMG Academy (Bradenton, Fla.)
- The second-best overall prospect in the state of Minnesota according to Perfect Game
- Rated the 31st-best catcher nationally
- 2020 Perfect Game Preseason Underclassmen All-America

CAREER TOTALS

YEAR	GP-GS	AVG	AB	R	H	2B	3B	HR	RBI	BB	SO	SB-A
2022	--	--	--	--	--	--	--	--	--	--	--	--
TOTALS	--	--	--	--	--	--	--	--	--	--	--	--

CAREER SEC TOTALS

YEAR	GP-GS	AVG	AB	R	H	2B	3B	HR	RBI	BB	SO	SB-A
2022	--	--	--	--	--	--	--	--	--	--	--	--
TOTALS	--	--	--	--	--	--	--	--	--	--	--	--



The Automated ScoreBook
Overall Statistics for Vanderbilt (as of Mar 06, 2022)
(All games Sorted by Batting avg)



Record: 10-2 Home: 6-2 Away: 4-0 SEC: 0-0

Player	avg	gp-gs	ab	r	h	2b	3b	hr	rbi	tb	slg%	bb	hp	so	gdp	ob%	sf	sh	sb-att	po	a	e	fld%	
11 Davis Diaz	.500	11-9	28	13	14	3	0	0	5	17	.607	7	1	4	1	.579	2	1	0-0	5	12	1	.944	
12 Dominic Keegan	.415	12-12	41	10	17	4	0	2	10	27	.659	9	0	7	0	.520	0	0	0-0	116	11	3	.977	
2 Javier Vaz	.400	11-11	35	8	14	2	1	2	12	24	.686	5	1	5	1	.476	1	1	0-0	12	1	0	1.000	
34 Spencer Jones	.302	12-12	43	8	13	5	0	1	8	21	.488	6	2	13	2	.412	0	0	4-4	3	0	0	1.000	
16 Jack Bulger	.286	11-10	42	5	12	0	0	0	4	12	.286	2	0	5	2	.318	0	1	2-2	38	2	0	1.000	
6 Tate Kolwyck	.267	12-12	45	8	12	3	0	3	8	24	.533	2	0	7	2	.298	0	2	0-0	11	24	1	.972	
51 Enrique Bradfield Jr	.262	12-12	42	13	11	2	1	0	7	15	.357	8	0	9	0	.365	2	0	8-9	17	0	1	.944	
9 Carter Young	.220	12-12	41	8	9	1	2	2	7	20	.488	7	2	15	0	.360	0	0	2-2	14	32	4	.920	
25 Parker Noland	.194	11-9	31	6	6	0	0	1	6	9	.290	5	0	13	0	.306	0	0	2-3	48	3	1	.981	

10 T.J. McKenzie	.600	5-1	5	2	3	1	0	1	4	7	1.400	1	0	2	0	.667	0	1	0-0	2	0	0	1.000	
1 Matthew Polk	.333	5-0	6	0	2	0	0	0	3	2	.333	0	0	1	0	.333	0	0	0-0	0	0	1	.000	
39 Gavin Casas	.286	7-3	14	0	4	0	0	0	2	4	.286	2	0	7	0	.353	1	0	0-0	19	2	0	1.000	
21 Calvin Hewett	.250	5-0	4	2	1	0	0	0	1	.250	.250	0	1	0	0	.400	0	0	0-0	2	0	0	1.000	
19 Troy LaNeve	.125	4-2	8	1	1	0	0	0	1	1	.125	2	0	3	0	.273	1	0	0-0	0	0	0	.000	
13 Jonathan Vastine	.111	5-3	9	0	1	0	0	0	0	1	.111	0	0	3	0	.111	0	0	1-1	9	2	1	.917	
45 Alan Espinal	.000	2-0	2	0	0	0	0	0	0	0	.000	1	0	2	0	.333	0	0	0-0	7	0	0	1.000	
Totals	.303	12	396	84	120	21	4	12	77	185	.467	57	7	96	8	.394	7	6	19-21	309	107	15	.965	
Opponents	.172	12	361	27	62	12	0	2	23	80	.222	39	13	148	9	.275	1	4	11-17	292	110	13	.969	

LOB - Team (97), Opp (82). DPs turned - Team (9), Opp (8). IBB - Team (3), Keegan 2, Young 1, Opp (1). Picked off - Bulger 1, Young 1.

(All games Sorted by Earned run avg)

Player	era	w-l	app	gs	cg	sho	sv	ip	h	r	er	bb	so	2b	3b	hr	b/avg	wp	hp	bk	sfa	sha		
88 Patrick Reilly	0.75	1-0	3	1	0	0/1	0	12.0	8	1	1	7	20	1	0	0	.195	0	2	0	0	1		
35 Chris McElvain	1.15	2-0	3	3	0	0/1	0	15.2	9	4	2	5	28	0	0	0	.161	1	0	0	0	1		
29 Nick Maldonado	1.50	1-1	3	3	0	0/1	0	12.0	12	5	2	4	7	5	0	0	.267	1	1	0	1	0		
20 Carter Holton	3.71	2-0	3	3	1	0/0	0	17.0	7	7	7	4	22	1	0	2	.125	0	2	0	0	1		

95 Devin Futrell	0.00	3-0	3	2	0	0/1	0	7.0	3	0	0	1	11	1	0	0	.125	0	0	0	0	0		
36 Grayson Moore	0.00	0-0	3	0	0	0/0	0	7.0	4	1	0	2	10	0	0	0	.174	0	0	0	0	0		
97 Bryce Cunningham	0.00	0-0	2	0	0	0/1	0	4.0	1	0	0	3	5	0	0	0	.083	0	1	0	0	0		
99 Jack Anderson	0.00	0-0	3	0	0	0/0	0	3.0	1	0	0	2	7	1	0	0	.100	0	0	0	0	0		
30 Nelson Berkwich	0.00	0-0	3	0	0	0/0	0	1.1	0	1	0	1	1	0	0	0	.000	0	1	0	0	0		
17 Ryan Ginther	0.00	0-0	1	0	0	0/0	0	1.0	0	0	0	0	2	0	0	0	.000	0	1	0	0	0		
98 Greysen Carter	0.00	0-0	1	0	0	0/0	0	1.0	0	0	0	0	2	0	0	0	.000	0	1	0	0	0		
33 Hunter Owen	0.90	1-0	3	0	0	0/1	0	10.0	7	1	1	3	18	0	0	0	.189	2	2	0	0	0		
42 Christian Little	1.50	0-0	4	0	0	0/0	0	6.0	5	1	1	4	8	1	0	0	.200	0	1	0	0	0		
66 Thomas Schultz	3.00	0-1	5	0	0	0/2	3	6.0	4	2	2	1	7	2	0	0	.200	0	0	0	0	1		
46 Gage Bradley	99.00	0-0	1	0	0	0/0	0	0.0	1	4	3	2	0	0	0	0	1.000	0	1	0	0	0		
Totals	1.66	10-2	12	12	1	3/3	3	103.0	62	27	19	39	148	12	0	2	.172	4	13	0	1	4		
Opponents	6.57	2-10	12	12	0	0/0	1	97.1	120	84	71	57	96	21	4	12	.303	15	7	4	7	6		

PB - Team (3), Keegan 3, Opp (4). Pickoffs - Team (0), Opp (2). SBA/ATT - Keegan (10-15), Reilly (4-5), Owen (2-2), McElvain (2-2), Cunningham (1-2), Maldonado (0-2), Schultz (0-1), Futrell (1-1), Bulger (0-1), Moore (0-1), Ginther (1-1), Espinal (1-1).



The Automated ScoreBook
Overall Statistics for Vanderbilt (as of Mar 06, 2022)
(All games Sorted by Fielding pct)



Player	c	po	a	e	fld%	dp	sba	csb	sba%	pb	ci
16 Jack Bulger	40	38	2	0	1.000	0	0	1	.000	0	0
39 Gavin Casas	21	19	2	0	1.000	2	0	0	.000	0	0
2 Javier Vaz	13	12	1	0	1.000	0	0	0	.000	0	0
45 Alan Espinal	7	7	0	0	1.000	0	1	0	1.000	0	0
35 Chris McElvain	5	2	3	0	1.000	0	2	0	1.000	0	0
66 Thomas Schultz	5	1	4	0	1.000	0	0	1	.000	0	0
33 Hunter Owen	3	0	3	0	1.000	0	2	0	1.000	0	0
20 Carter Holton	3	0	3	0	1.000	0	0	0	.000	0	0
34 Spencer Jones	3	3	0	0	1.000	0	0	0	.000	0	0
88 Patrick Reilly	3	2	1	0	1.000	1	4	1	.800	0	0
21 Calvin Hewett	2	2	0	0	1.000	0	0	0	.000	0	0
10 T.J. McKenzie	2	2	0	0	1.000	0	0	0	.000	0	0
42 Christian Little	1	0	1	0	1.000	0	0	0	.000	0	0
95 Devin Futrell	1	0	1	0	1.000	0	1	0	1.000	0	0
30 Nelson Berkwich	1	0	1	0	1.000	0	0	0	.000	0	0
99 Jack Anderson	1	0	1	0	1.000	0	0	0	.000	0	0
25 Parker Noland	52	48	3	1	.981	3	0	0	.000	0	0
12 Dominic Keegan	130	116	11	3	.977	3	10	5	.667	3	0
6 Tate Kolwyck	36	11	24	1	.972	4	0	0	.000	0	0
51 Enrique Bradfield Jr	18	17	0	1	.944	0	0	0	.000	0	0
11 Davis Diaz	18	5	12	1	.944	0	0	0	.000	0	0
9 Carter Young	50	14	32	4	.920	7	0	0	.000	0	0
13 Jonathan Vastine	12	9	2	1	.917	1	0	0	.000	0	0
29 Nick Maldonado	3	1	0	2	.333	0	0	2	.000	0	0
1 Matthew Polk	1	0	0	1	.000	0	0	0	.000	0	0
98 Greysen Carter	0	0	0	0	.000	0	0	0	.000	0	0
19 Troy LaNeve	0	0	0	0	.000	0	0	0	.000	0	0
97 Bryce Cunningham	0	0	0	0	.000	0	1	1	.500	0	0
46 Gage Bradley	0	0	0	0	.000	0	0	0	.000	0	0
17 Ryan Ginther	0	0	0	0	.000	0	1	0	1.000	0	0
36 Grayson Moore	0	0	0	0	.000	0	0	1	.000	0	0
Totals	431	309	107	15	.965	9	11	6	.647	3	0
Opponents	415	292	110	13	.969	8	19	2	.905	4	0

Hitting minimums - 2.5 TPA/Game
Pitching minimums - 1.0 IP/Game



The Automated ScoreBook
Game Results for Vanderbilt (as of Mar 10, 2022)
(All games)



Date	Opponent		Score	Inns	Overall	SEC	Pitcher of record	Attend	Time
Feb 18, 2022	#7 OKLAHOMA STATE	w	3-0	9	1-0-0	0-0-0	McElvain (W 1-0)	3802	2:54
Feb 19, 2022	#7 OKLAHOMA STATE	L	3-4	9	1-1-0	0-0-0	Maldonado (L 0-1)	3802	3:00
Feb 20, 2022	#7 OKLAHOMA STATE	L	5-7	9	1-2-0	0-0-0	Schultz (L 0-1)	3802	3:00
Feb 23, 2022	EVANSVILLE	w	9-0	6	2-2-0	0-0-0	Futrell (W 1-0)	854	1:58
Feb 25, 2022	ARMY	w	7-2	9	3-2-0	0-0-0	Reilly (W 1-0)	3609	3:24
Feb 26, 2022	ARMY	w	10-7	9	4-2-0	0-0-0	Holton (W 1-0)	3671	2:53
Feb 27, 2022	ARMY	w	6-0	9	5-2-0	0-0-0	Maldonado (W 1-1)	3727	3:02
Mar 01, 2022	CENTRAL ARKANSAS	w	5-2	9	6-2-0	0-0-0	Futrell (W 2-0)	3569	2:49
Mar 04, 2022	at Hawaii	w	9-2	9	7-2-0	0-0-0	McElvain (W 2-0)	3681	2:58
Mar 05, 2022	at Hawaii-1	w	12-1	7	8-2-0	0-0-0	Holton (W 2-0)	1214	2:20
Mar 05, 2022	at Hawaii-2	w	13-1	9	9-2-0	0-0-0	Owen (W 1-0)	3160	3:21
Mar 06, 2022	at Hawaii	w	2-1	9	10-2-0	0-0-0	Futrell (W 3-0)	2741	3:18

() extra inning game



The Automated ScoreBook
Miscellaneous Stats for Vanderbilt (as of Mar 10, 2022)
(All games)



Multiple Hit Games	2	3	4	5+	Total
12 Dominic Keegan	2	2	1	-	5
11 Davis Diaz	2	3	-	-	5
16 Jack Bulger	4	-	-	-	4
2 Javier Vaz	2	2	-	-	4
51 Enrique Bradfield Jr	4	-	-	-	4
6 Tate Kolwyck	3	-	-	-	3
34 Spencer Jones	2	-	1	-	3
39 Gavin Casas	1	-	-	-	1
9 Carter Young	1	-	-	-	1
25 Parker Noland	1	-	-	-	1
10 T.J. McKenzie	1	-	-	-	1
TEAM	23	7	2	0	32

Multiple RBI Games	2	3	4	5+	Total
34 Spencer Jones	1	1	-	-	2
9 Carter Young	1	1	-	-	2
2 Javier Vaz	-	-	1	1	2
11 Davis Diaz	1	-	-	-	1
12 Dominic Keegan	1	-	-	-	1
10 T.J. McKenzie	-	1	-	-	1
6 Tate Kolwyck	-	1	-	-	1
25 Parker Noland	1	-	-	-	1
1 Matthew Polk	1	-	-	-	1
TEAM	6	4	1	1	12

Hitting Streaks	Longest	Current
12 Dominic Keegan	6	-
16 Jack Bulger	5	1
2 Javier Vaz	4	-
6 Tate Kolwyck	4	4
11 Davis Diaz	4	-
39 Gavin Casas	3	-
9 Carter Young	3	1
51 Enrique Bradfield Jr	3	-
34 Spencer Jones	3	1
25 Parker Noland	2	1
19 Troy LaNeve	1	1
13 Jonathan Vastine	1	-
10 T.J. McKenzie	1	1
21 Calvin Hewett	1	1
1 Matthew Polk	1	-

Reached Base Streaks	Longest	Current
34 Spencer Jones	11	11
12 Dominic Keegan	9	-
9 Carter Young	9	9
51 Enrique Bradfield Jr	7	7
16 Jack Bulger	7	1
6 Tate Kolwyck	7	7
25 Parker Noland	6	6
39 Gavin Casas	5	5
2 Javier Vaz	5	5
11 Davis Diaz	5	5
1 Matthew Polk	1	-
21 Calvin Hewett	1	1
45 Alan Espinal	1	-
10 T.J. McKenzie	1	1
19 Troy LaNeve	1	1
13 Jonathan Vastine	1	-



The Automated ScoreBook
Miscellaneous Stats for Vanderbilt (as of Mar 10, 2022)
(All games)



Starting Lineup By Position
(Team W-L record when starter)

PITCHER:		
29 Nick Maldonado	3	(2-1)
35 Chris McElvain	3	(3-0)
20 Carter Holton	3	(2-1)
95 Devin Futrell	2	(2-0)
88 Patrick Reilly	1	(1-0)
CATCHER:		
12 Dominic Keegan	8	(7-1)
16 Jack Bulger	4	(3-1)
FIRST BASE:		
25 Parker Noland	6	(6-0)
13 Jonathan Vastine	2	(1-1)
39 Gavin Casas	2	(2-0)
12 Dominic Keegan	2	(1-1)
SECOND BASE:		
6 Tate Kolwyck	12	(10-2)
THIRD BASE:		
11 Davis Diaz	9	(9-0)
25 Parker Noland	3	(1-2)
SHORTSTOP:		
9 Carter Young	12	(10-2)
LEFT FIELD:		
2 Javier Vaz	11	(9-2)
10 T.J. McKenzie	1	(1-0)
CENTER FIELD:		
51 Enrique Bradfield	12	(10-2)
RIGHT FIELD:		
34 Spencer Jones	12	(10-2)
DESIGNATED HITTER:		
16 Jack Bulger	6	(5-1)
12 Dominic Keegan	2	(2-0)
19 Troy LaNeve	2	(1-1)
13 Jonathan Vastine	1	(1-0)
39 Gavin Casas	1	(1-0)

Starting Lineup By Lineup Spot
(Team W-L record when starter)

LEADOFF:		
51 Enrique Bradfield	12	(10-2)
2ND SPOT:		
16 Jack Bulger	7	(5-2)
11 Davis Diaz	5	(5-0)
3RD SPOT:		
34 Spencer Jones	12	(10-2)
CLEANUP:		
12 Dominic Keegan	10	(8-2)
39 Gavin Casas	1	(1-0)
16 Jack Bulger	1	(1-0)
5TH SPOT:		
2 Javier Vaz	5	(5-0)
25 Parker Noland	3	(1-2)
6 Tate Kolwyck	2	(2-0)
9 Carter Young	1	(1-0)
12 Dominic Keegan	1	(1-0)
6TH SPOT:		
9 Carter Young	7	(5-2)
16 Jack Bulger	2	(2-0)
12 Dominic Keegan	1	(1-0)
39 Gavin Casas	1	(1-0)
25 Parker Noland	1	(1-0)
7TH SPOT:		
6 Tate Kolwyck	4	(2-2)
9 Carter Young	3	(3-0)
11 Davis Diaz	2	(2-0)
2 Javier Vaz	2	(2-0)
39 Gavin Casas	1	(1-0)
8TH SPOT:		
6 Tate Kolwyck	6	(6-0)
2 Javier Vaz	3	(2-1)
11 Davis Diaz	1	(1-0)
19 Troy LaNeve	1	(0-1)
25 Parker Noland	1	(1-0)
9TH SPOT:		
25 Parker Noland	4	(4-0)
13 Jonathan Vastine	3	(2-1)
10 T.J. McKenzie	1	(1-0)
9 Carter Young	1	(1-0)
19 Troy LaNeve	1	(1-0)
11 Davis Diaz	1	(1-0)
2 Javier Vaz	1	(0-1)

CAREER HIGHS

99 • Jack Anderson

Innings Pitched: 1.0, 3x, last vs. UCA (3/1/22)
Strikeouts: 3, vs. Oklahoma State (2/19/22)
Hits Allowed: 1, vs. Army (2/26/22)
Walks Allowed: 1, 2x last vs. UCA (3/1/22)
Runs Allowed: None

30 • Nelson Berkwich

Innings Pitched: 3.0, vs. Mississippi State (6/29/21)
Strikeouts: 5, vs. Mississippi State (6/29/21)
Hits Allowed: 6, vs. Mississippi State (6/29/21)
Walks Allowed: 1, 4x, last vs. UCA (3/1/22)
Runs Allowed: 3, 2x, last at Florida (4/30/21)

51 • Enrique Bradfield Jr.

Hits: 4, 2x, last vs. Alabama (5/7/21)
Runs: 3, 5x, last at Ole Miss (5/16/21)
RBI: 5, vs. Alabama (5/7/21)
Walks: 3, vs. Mississippi State (4/24/21)
HRs: 1, vs. Alabama (5/7/21)
Strikeouts: 3, vs. Georgia (4/8/21)
Stolen Bases: 4, 2x, last vs. Georgia Tech (6/6/21)

46 • Gage Bradley

Innings Pitched: 1.0, 2x, last vs. FIU (5/18/21)
Strikeouts: 2, vs. Georgia St.-2 (2/28/21)
Hits Allowed: 2, vs. Georgia St.-2 (2/28/21)
Walks Allowed: 3, vs. Georgia St.-2 (2/28/21)
Runs Allowed: 3, vs. Army (2/26/22)

16 • Jack Bulger

Hits: 3, 4x, last vs. Kentucky (5/21/21)
Runs: 2, 8x, last vs. Army (2/26/22)
RBI: 3, 2x, last at Florida (4/30/21)
Walks: 2, 6x, last at Missouri (3/25/21)
HRs: 1, 5x, vs. Kentucky (5/21/21)
Strikeouts: 3, 2x, last vs. Mississippi State (4/24/21)
Stolen Bases: 1, 4x, last vs. Army (2/27/22)

98 • Greysen Carter

Innings Pitched: 1.0, at Hawaii (3/5/22)
Strikeouts: 2, at Hawaii (3/5/22)
Hits Allowed: None
Walks Allowed: None
Runs Allowed: None

39 • Gavin Casas

Hits: 2, at Hawaii (3/5/22)
Runs: 1, 2x, last vs. FIU (5/18/21)
RBI: 1, 3x, last vs. Central Arkansas (3/1/22)
Walks: 1, 3x, last at Hawaii (3/6/22)
HRs: None
Strikeouts: 2, 3x, last at Hawaii (3/6/22)
Stolen Bases: None

97 • Bryce Cunningham

Innings Pitched: 2.0, 2x, last vs. UCA (3/1/22)
Strikeouts: 3, vs. Evansville (2/23/22)
Hits Allowed: 1, vs. Central Arkansas (3/1/22)
Walks Allowed: 2, vs. Evansville (2/23/22)
Runs Allowed: None

11 • Davis Diaz

Hits: 3, 3x, last at Hawaii (3/5/22)
Runs: 3, 2x, last at Hawaii (3/5/22)
RBI: 2, at Hawaii (3/5/22)
Walks: 3, vs. Army (2/25/22)
HRs: None
Strikeouts: 2, vs. Army (2/27/22)
Stolen Bases: None

43 • Michael Doolin

Innings Pitched: 4.0, vs. South Alabama (2/19/20)
Strikeouts: 7, vs. South Alabama (2/19/20)
Hits Allowed: 2, vs. Evansville (2/25/20)
Walks Allowed: 2, vs. Hawaii (3/1/20)
Runs Allowed: 1, vs. Hawaii (3/1/20)

45 • Alan Espinal

Hits: 1, vs. FIU (5/18/21)
Runs: 1, vs. FIU (5/18/21)
RBI: 1, vs. FIU (5/18/21)
Walks: 1, vs. Army (2/26/22)
HRs: 1, vs. FIU (5/18/21)
Strikeouts: 2, at Hawaii (3/5/22)
Stolen Bases: None

44 • Donye Evans

Innings Pitched: 1.0, 5x, last vs. Mississippi St. (6/29/21)
Strikeouts: 2, vs. Austin Peay (4/20/21)
Hits Allowed: 2, at Oklahoma St.-2 (3/13/21)
Walks Allowed: 1, 2x, last at Florida (5/1/21)
Runs Allowed: 2, at Oklahoma St.-2 (3/13/21)

95 • Devin Futrell

Innings Pitched: 4.0, vs. Evansville (2/23/22)
Strikeouts: 8, vs. Evansville (2/23/22)
Hits Allowed: 2, at Hawaii (3/6/22)
Walks Allowed: 1, vs. Central Arkansas (3/1/22)
Runs Allowed: None

17 • Ryan Ginther

Innings Pitched: 1.0 at Hawaii (3/5/22)
Strikeouts: 2, at Hawaii (3/5/22)
Hits Allowed: None
Walks Allowed: None
Runs Allowed: None

3 • Rob Gordon

Hits: None
Runs: None
RBI: None
Walks: None
HRs: None
Strikeouts: None
Stolen Bases: None

77 • Brett Hansen

Innings Pitched: None
Strikeouts: None
Hits Allowed: None
Walks Allowed: None
Runs Allowed: None

21 • Calvin Hewett

Hits: 2, vs. Georgia (4/9/21)
Runs: 1, 5x, last at Hawaii (3/5/22)
RBI: 2, vs. UIC (3/5/21)
Walks: 1, vs. Georgia (4/8/21)
HRs: None
Strikeouts: 1, vs. Georgia (4/10/21)
Stolen Bases: None

40 • Sam Hliboki

Innings Pitched: 5.0, at UCLA (3/6/20)
Strikeouts: 7, vs. Georgia St. (2/27/21)
Hits Allowed: 4, vs. Georgia St. (2/27/21)
Walks Allowed: 1, 4x, last at Missouri (3/25/21)
Runs Allowed: 2, at Oklahoma St.-2 (3/13/21)

20 • Carter Holton

Innings Pitched: 7.0, at Hawaii (3/5/22)
Strikeouts: 9, at Hawaii (3/5/22)
Hits Allowed: 3, vs. Oklahoma State (2/20/22)
Walks Allowed: 3, vs. Oklahoma State (2/20/22)
Runs Allowed: 4, vs. Oklahoma State (2/20/22)

52 • Sam Hunt

Hits: None
Runs: None
RBI: None
Walks: None
HRs: None
Strikeouts: None
Stolen Bases: None

34 • Spencer Jones

Hits: 4, 2x, last vs. Oklahoma State (2/19/22)
Runs: 2, 6x, last vs. Evansville (2/23/22)
RBI: 3, 2x, last vs. Army (2/27/22)
Walks: 2, 2x, last at Hawaii (3/4/22)
HRs: 1, 4x, last at Hawaii (3/6/22)
Strikeouts: 4, vs. Georgia (4/8/21)
Stolen Bases: 2, vs. UConn (2/15/20)

12 • Dominic Keegan

Hits: 5, vs. Kentucky (5/22/21)
Runs: 3, 6x, last at Hawaii (3/5/22)
RBI: 6, vs. Georgia St.-2 (2/28/21)
Walks: 3, at Hawaii (3/4/22)
HRs: 2, vs. Presbyterian (6/4/21)
Strikeouts: 4, vs. Oklahoma State (2/19/22)
Stolen Bases: None

6 • Tate Kolwyck

Hits: 3, at Ole Miss (5/16/21)
Runs: 3, at Ole Miss (5/16/21)
RBI: 4, 2x, last vs. South Carolina (3/20/21)
Walks: 2, 3x, last vs. FIU (5/18/21)
HRs: 2, vs. South Carolina (3/20/21)
Strikeouts: 3, at Ole Miss (5/15/21)
Stolen Bases: 1, 2x, last vs. Presbyterian (6/4/21)

19 • Troy Laneve

Hits: 3, 2x, last vs. Kentucky (5/20/21)
Runs: 2, 3x, last vs. Kentucky (5/21/21)
RBI: 4, vs. Presbyterian (6/4/21)
Walks: 1, 6x, last at Hawaii (3/5/22)
HRs: 1, 6x, last vs. Georgia Tech (6/6/21)
Strikeouts: 3, vs. East Carolina (6/11/21)
Stolen Bases: None

42 • Christian Little

Innings Pitched: 5.1, vs. Ole Miss (5/26/21)
Strikeouts: 7, 2x, last vs. Ole Miss (5/26/21)
Hits Allowed: 6, vs. Tennessee Tech (3/30/31)
Walks Allowed: 4, vs. Mississippi State (6/29/21)
Runs Allowed: 6, at Louisville (5/4/21)

50 • Kyle Magrans

Innings Pitched: None
Strikeouts: None
Hits Allowed: None
Walks Allowed: None
Runs Allowed: None

29 • Nick Maldonado

Innings Pitched: 4.0, 3x, last at Hawaii (3/6/22)
Strikeouts: 5, vs. Saint Louis (2/26/20)
Hits Allowed: 6, 2x, vs. Oklahoma State (2/19/22)
Walks Allowed: 2, 2x, last at Hawaii (3/6/22)
Runs Allowed: 4, vs. Kentucky (5/22/21)

23 • Kenny Mallory Jr.

Hits: None
Runs: None
RBI: None
Walks: None
HRs: None
Strikeouts: None
Stolen Bases: None

35 • Chris McElvain

Innings Pitched: 7.0, at Hawaii (3/4/22)
Strikeouts: 13, at Hawaii (3/4/22)
Hits Allowed: 5, 2x, last at Florida (5/2/21)
Walks Allowed: 4, at Florida (5/2/21)
Runs Allowed: 5, at Florida (5/2/21)

10 • T.J. McKenzie

Hits: 2, at Hawaii (3/5/22)
Runs: 1, 3x, last at Hawaii (3/5/22)
RBI: 3, vs. Evansville (2/23/22)
Walks: 1, vs. Evansville (2/23/22)
HRs: 1, vs. Evansville (2/23/22)
Strikeouts: 1, 2x, last at Hawaii (3/5/22)
Stolen Bases: None

5 • Anthony Migliaccio

Hits: None
Runs: None
RBI: None
Walks: None
HRs: None
Strikeouts: None
Stolen Bases: None

36 • Grayson Moore

Innings Pitched: 3.0, vs. Oklahoma State (2/19/22)
Strikeouts: 5, vs. Oklahoma State (2/19/22)
Hits Allowed: 3, vs. Central Arkansas (3/1/22)
Walks Allowed: 1, 2x, last vs. UCA (3/1/22)
Runs Allowed: 1, vs. UCA (3/1/22)

25 • Parker Noland

Hits: 3, 4x, last vs. FIU (5/18/21)
Runs: 3, vs. FIU (5/18/21)
RBI: 5, vs. FIU (5/18/21)
Walks: 2, 7x, last at Hawaii (3/4/22)
HRs: 1, 8x, last vs. Central Arkansas (3/1/22)
Strikeouts: 3, 5x, last vs. Oklahoma State (2/20/22)
Stolen Bases: 1, 3x, last vs. Army (2/27/22)

33 • Hunter Owen

Innings Pitched: 4.0, vs. Army (2/27/22)
Strikeouts: 6, 3x, last at Hawaii (3/5/22)
Hits Allowed: 5, vs. Oklahoma State (2/20/22)
Walks Allowed: 2, 8x, last at Hawaii (3/5/22)
Runs Allowed: 6, at Ole Miss (5/16/21)

1 • Matthew Polk

Hits: 1, 2x, last at Hawaii (3/5/22)
Runs: None
RBI: 2, at Hawaii (3/5/22)
Walks: None
HRs: None
Strikeouts: 1, at Hawaii (3/6/22)
Stolen Bases: None

55 • Colton Regen

Innings Pitched: None
Strikeouts: None
Hits Allowed: None
Walks Allowed: None
Runs Allowed: None

88 • Patrick Reilly

Innings Pitched: 7.0 vs. Alabama (5/8/21)
Strikeouts: 9, 2x, last vs. Army (2/25/22)
Hits Allowed: 4, 4x, last at Hawaii (3/5/22)
Walks Allowed: 4, 3x, last vs. OK State (2/18/22)
Runs Allowed: 6, vs. Georgia Tech (6/6/21)

18 • JD Rogers

Hits: None
Runs: None
RBI: None
Walks: None
HRs: None
Strikeouts: None
Stolen Bases: None

CAREER HIGHS

66 • Thomas Schultz

Innings Pitched: 6.0, 2x, last vs. Austin Peay (4/20/21)
Strikeouts: 8, vs. UIC (3/5/21)
Hits Allowed: 6, at Oklahoma St. (3/14/21)
Walks Allowed: 2, 5x, last vs. North Ala. (5/11/21)
Runs Allowed: 6, at Oklahoma St. (3/14/21)

48 • Christian Smith

Hits: None
Runs: None
RBI: None
Walks: None
HRs: None
Strikeouts: None
Stolen Bases: None

13 • Jonathan Vastine

Hits: 1, vs. Oklahoma State (2/19/22)
Runs: None
RBI: None
Walks: None
HRs: None
Strikeouts: 1, 3x, last vs. Army (2/26/22)
Stolen Bases: 1, vs. Oklahoma State (2/19/22)

2 • Javier Vaz

Hits: 3, 2x, last at Hawaii (3/5/22)
Runs: 3, vs. Oklahoma State (2/20/22)
RBI: 5, at Hawaii (3/5/22)
Walks: 2, 3x, last vs. Oklahoma State (2/19/22)
HRs: 1, 2x, last at Hawaii (3/5/22)
Strikeouts: 1, 9x, last vs. Central Arkansas (3/1/22)
Stolen Bases: 2, vs. NC State (6/25/21)

9 • Carter Young

Hits: 3, 3x, last vs. UIC (3/6/21)
Runs: 3, 2x, last at Tennessee (4/18/21)
RBI: 4, 3x, last at Ole Miss (5/16/21)
Walks: 3, vs. Army (2/26/22)
HRs: 2, vs. Alabama (5/7/21)
Strikeouts: 4, vs. Oklahoma State (2/20/22)
Stolen Bases: 2, at Tennessee (4/18/21)

THE LAST TIME VANDERBILT ...

Won 5 or more consecutive games _____ **9 games (Feb. 23-Present)**
Won 7 or more consecutive games _____ **9 games (Feb. 23-Present)**
 Won 10 or more consecutive games _____ 12 games (May 12-June 2, 2019)
 Won 13 or more consecutive games _____ 13 games (April 16-May 10, 2019)
 Won 14 or more consecutive games _____ 14 games (April 20-May 16, 2013)
 Won 15 or more consecutive games _____ 19 games (Feb. 9-March 16, 2007)

Won 5 or more consecutive home games _____ **5 games (Feb. 23-Present)**
 Won 8 or more consecutive home games _____ 10 games (Feb. 27-March 20, 2021)
 Won 10 or more consecutive home games _____ 10 games (Feb. 27-March 20, 2021)
 Won 20 or more consecutive home games _____ Never Happened

Won 5 or more consecutive road games _____ 7 games (March 25, 2021-April 16, 2021)
 Won 7 or more consecutive road games _____ 7 games (March 25, 2021-April 16, 2021)
 Won 10 or more consecutive road games _____ 11 games (April 9-May 17, 2019)
 Won 12 or more consecutive road games _____ 13 games (April 20, 2013-March 18, 2014)

Won 5 or more consecutive conference games _____ 6 games (March 25-April 3, 2021)
 Won 6 or more consecutive conference games _____ 6 games (March 25-April 3, 2021)
 Won 9 or more consecutive conference games _____ 10 games (April 19-May 10, 2019)
 Won 11 or more consecutive conference games _____ 11 games (April 20-May 16, 2013)

Won 5 or more consecutive conference home games _____ 9 games (May 17, 2018-March 30, 2019)
 Won 8 or more consecutive conference home games _____ 9 games (May 17, 2018-March 30, 2019)
 Won 9 or more consecutive conference home games _____ 12 games (March 23-May 16, 2013)

Won 5 or more consecutive conference road games _____ 16 games (April 19, 2019-April 16, 2021)
 Won 7 or more consecutive conference road games _____ 16 games (April 19, 2019-April 16, 2021)
 Won 9 or more consecutive conference road games _____ 16 games (April 19, 2019-April 16, 2021)

Won 5 or more consecutive midweek games _____ 25 games (March 5, 2019-April 20, 2021)
 Won 10 or more consecutive midweek games _____ 25 games (March 5, 2019-April 20, 2021)
 Won 15 or more consecutive midweek games _____ 25 games (March 5, 2019-April 20, 2021)
 Won 17 or more consecutive midweek games _____ 25 games (March 5, 2019-April 20, 2021)

Won 5 or more consecutive midweek home games _____ **25 games (March 5, 2019-present)**
Won 13 or more consecutive midweek home games _____ **25 games (March 5, 2019-present)**
Won 14 or more consecutive midweek home games _____ **25 games (March 5, 2019-present)**

Lost 5 or more consecutive games _____ 6 games (April 29-May 8, 2018)
 Lost 7 or more consecutive games _____ 7 games (March 28-April 6, 1997)
 Lost 8 or more consecutive games _____ 12 games (March 25-April 10, 1994)

Lost 4 or more consecutive home games _____ 4 games (Feb. 24-29, 2012)
 Lost 5 or more consecutive home games _____ 6 games (April 30-May 22, 2005)
 Lost 6 or more consecutive home games _____ 6 games (April 30-May 22, 2005)
 Lost 7 or more consecutive home games _____ 9 games (1965-1966)

Lost 5 or more consecutive road games _____ 6 games (March 30-April 20, 2018)
 Lost 6 or more consecutive road games _____ 6 games (March 30-April 20, 2018)
 Lost 7 or more consecutive road games _____ 8 games (Feb. 17-April 6, 2012)
 Lost 8 or more consecutive road games _____ 8 games (Feb. 17-April 6, 2012)
 Lost 9 or more consecutive road games _____ 9 games (March 25-April 26, 1994)
 Lost 10 or more consecutive road games _____ 11 games (April 18, 1978-March 5, 1979)

Lost 5 or more consecutive conference games _____ 6 games (May 10, 2009-March 20, 2010)
 Lost 6 or more consecutive conference games _____ 6 games (May 10, 2009-March 20, 2010)
 Lost 7 or more consecutive conference games _____ 7 games (May 10, 2008-March 15, 2009)
 Lost 8 or more consecutive conference games _____ 11 games (April 5-27, 2002)
 Lost 9 or more consecutive conference games _____ 11 games (April 5-27, 2002)
 Lost 10 or more consecutive conference games _____ 11 games (April 5-27, 2002)

Lost 5 or more consecutive conference home games _____ 5 games (April 12-27, 2002)
 Lost 6 or more consecutive conference home games _____ 9 games (April 14-May 14, 2000)
 Lost 7 or more consecutive conference home games _____ 9 games (April 14-May 14, 2000)
 Lost 8 or more consecutive conference home games _____ 9 games (April 14-May 14, 2000)

Lost 5 or more consecutive conference road games _____ 5 games (March 30-April 20, 2018)
 Lost 6 or more consecutive conference road games _____ 10 games (April 5-May 17, 2002)
 Lost 7 or more consecutive conference road games _____ 10 games (April 5-May 17, 2002)
 Lost 8 or more consecutive conference road games _____ 10 games (April 5-May 17, 2002)

Shutout an opponent _____ **vs. Army, 6-0 (Feb. 27, 2022)**
Shutout an opponent on Opening Day _____ **vs. #7 Oklahoma State, 3-0 (Feb. 18, 2022)**
Shutout an opponent at home _____ **vs. Army, 6-0 (Feb. 27, 2022)**
 Shutout an SEC opponent at home _____ vs. #16 South Carolina, 5-0 (March 20, 2021)
 Shutout an opponent on the road _____ at #5 Tennessee (April 16, 2021)
 Shutout an SEC opponent on the road _____ at #5 Tennessee (April 16, 2021)
 Shutout an opponent on a neutral field _____ vs. Duke, 3-0 @ Nashville Super Regional (June 8, 2019)
Shutout a midweek opponent at home _____ **vs. Evansville, 9-0, 6 inn. (Feb. 23, 2022)**
 Shutout a midweek opponent on the road _____ at Middle Tennessee, 1-0 (April 12, 2011)
 Shutout back-to-back opponents _____ vs. South Alabama, 3-0 + 4-0 (Feb. 18-19, 2020)
 Shutout three consecutive opponents _____ vs. South Alabama, 3-0 + 4-0; vs. Illinois-Chicago, 9-0 (Feb. 18-21, 2020)

Was shutout _____ vs. Mississippi State, 9-0, at College World Series (June 30, 2021)
 Was shutout in back-to-back games _____ Kentucky, 14-0 & 4-0 (April 23, 1976)

Was shutout on Opening Day _____ vs. San Diego, 10-0 (Feb. 17, 2006)
 Was shutout at home _____ Kentucky, 3-0 (April 17, 2016)
 Was shutout at home by an SEC opponent _____ Kentucky, 3-0 (April 17, 2016)

Was shutout on the road _____ at Texas A&M, 7-0 (March 17, 2019)
 Was shutout on the road by an SEC opponent _____ at Texas A&M, 7-0 (March 17, 2019)
 Was shutout on a neutral field _____ vs. Mississippi State, 9-0, at College World Series (June 30, 2021)
 Was shutout against a midweek opponent at home _____ vs. Belmont, 1-0 (Feb. 26, 2003)
 Was shutout against a midweek opponent on the road _____ at North Florida, 2-0 (March 5, 1991)
 Was shutout against a non-conference opponent on a neutral site _____ vs. NC State, 1-0, at CWS (June 21, 2021)

Run-ruled an opponent _____ vs. Auburn, 11-1, 8 inn. @ SEC Tournament (May 22, 1919)
 Run-ruled an opponent at home _____ vs. Evansville, 14-3, 5 inn. (April 17, 2002)

Was run-ruled _____ vs. Texas A&M, 13-3, 7 inn. @ SEC Tournament (May 27, 2016)

Played in 14 or more innings _____ 14 innings, vs. Illinois-Chicago (W, 6-5) (Feb. 27, 2016)
 Played in 15 or more innings _____ 16 innings, vs. Ole Miss (L, 6-5) (April 10, 2015)
 Played in 16 or more innings _____ 16 innings, vs. Ole Miss (L, 6-5) (April 10, 2015)
 Played in 17 or more innings _____ 17 innings, vs. Louisville (W, 11-10) (May 11, 2010)

Won both games of a doubleheader _____ **at Hawaii: 12-1, 13-1 (March 5, 2022)**
 Shutout opponent in both games of a doubleheader _____ vs. Georgia: 3-0, 6-0 (April 27, 1976)
 Lost both games of a doubleheader _____ at Tennessee: 4-2 (11), 4-3 (April 25, 2010)

Swept a 3-game series at home _____ **vs. Army (Feb. 25-27, 2022)**
Swept a 3-game series at home vs. non-conference opponent _____ **vs. Army (Feb. 25-27, 2022)**

Swept a 3-game series on the road _____ at LSU (April 1-3, 2021)
 Swept a 3-game SEC series at home _____ vs. #25 Auburn (April 25-27, 2019)
 Swept a 3-game SEC series on the road _____ at LSU (April 1-3, 2021)
 Swept a midweek series at home _____ 2 games, vs. South Alabama (Feb. 18-19, 2020)
 Swept a midweek series on the road _____ 2 games, at Ohio (May 17-18, 2005)
Swept a four-game series _____ **at Hawaii (March 4-6, 2022)**

Was swept in a 3-game series at home _____ vs. Oregon (Feb. 24-26, 2012)
 Was swept in a 3-game series at home vs. non-conference opponent _____ vs. Oregon (Feb. 24-26, 2012)
 Was swept in a 3-game series on the road _____ at Auburn (May 4-6, 2018)
 Was swept in a 3-game SEC series at home _____ vs. Tennessee (May 14-16, 2009)
 Was swept in a 3-game SEC series on the road _____ at Auburn (May 4-6, 2018)

Swept 3 or more SEC series in a season _____ 5, 2019 (vs. UF, at ALA, vs. AUB, at USC, at UK)
 Swept 5 or more SEC series in a season _____ 5, 2019 (vs. UF, at ALA, vs. AUB, at USC, at UK)
 Swept 6 or more SEC series in a season _____ 6, 2013 (at AUB, vs. UT, at OM, vs. MIZ, vs. MSU, vs. UK)
 Was swept in 3 or more SEC series in a season _____ 3, 2009 (vs. ALA, at USC, vs. UT)
 Was swept in 4 or more SEC series in a season _____ 4, 2002 (vs. UGA, at OM, at UF, at AUB)

Swept Alabama in a 3-game series at home _____ April 9-11, 2011
 Swept Alabama in a 3-game series on the road _____ April 19-21, 2019
 Was swept by Alabama in a 3-game series at home _____ April 17-19, 2009
 Was swept by Alabama in a 3-game series on the road _____ April 22-23, 2006

Swept Florida in a 3-game series at home _____ March 21-23, 2019
 Swept Florida in a 3-game series on the road _____ Never Happened
 Was swept by Florida in a 3-game series at home _____ May 20-22, 2005
 Was swept by Florida in a 3-game series on the road _____ March 30-April 1, 2018

Swept Georgia in a 3-game series at home _____ April 29-May 1, 2016
 Swept Georgia in a 3-game series on the road _____ April 3-5, 2012
 Was swept by Georgia in a 3-game series at home _____ March 22-24, 2002
 Was swept by Georgia in a 3-game series on the road _____ May 2-4, 2003

Swept Kentucky in a 3-game series at home _____ May 17-19, 2018
 Swept Kentucky in a 3-game series on the road _____ May 16-18, 2019
 Was swept by Kentucky in a 3-game series at home _____ May 12-14, 2000
 Was swept by Kentucky in a 3-game series on the road _____ April 9-10, 1988

Swept LSU in a 3-game series at home _____ April 22-24, 2011
 Swept LSU in a 3-game series on the road _____ April 1-3, 2021
 Was swept by LSU in a 3-game series at home _____ Never Happened
 Was swept by LSU in a 3-game series on the road _____ March 7-9, 1997

Swept Mississippi State in a 3-game series at home _____ April 26-28, 2013
 Swept Mississippi State in a 3-game series on the road _____ March 16-18, 2018
 Was swept by Mississippi State in a 3-game series at home _____ April 20-21, 1991
 Was swept by Mississippi State in a 3-game series on the road _____ March 11-12, 2000

Swept Missouri in a 3-game series at home _____ April 24-26, 2015
 Swept Missouri in a 3-game series on the road _____ March 25-27, 2021
 Was swept by Missouri in a 3-game series at home _____ Never Happened
 Was swept by Missouri in a 3-game series on the road _____ Never Happened

Swept Ole Miss in a 3-game series at home _____ May 17-19, 2012
 Swept Ole Miss in a 3-game series on the road _____ April 5-7, 2013
 Was swept by Ole Miss in a 3-game series at home _____ 1967
 Was swept by Ole Miss in a 3-game series on the road _____ April 5-6, 2008

Swept South Carolina in a 3-game series at home _____ Never Happened
 Swept South Carolina in a 3-game series on the road _____ May 3-5, 2019
 Was swept by South Carolina in a 3-game series at home _____ April 12-14, 2002
 Was swept by South Carolina in a 3-game series on the road _____ May 1-3, 2009

Swept Tennessee in a 3-game series at home _____ March 29-31, 2013
 Swept Tennessee in a 3-game series on the road _____ May 2-4, 2008
 Was swept by Tennessee in a 3-game series at home _____ May 14-16, 2009
 Was swept by Tennessee in a 3-game series on the road _____ May 5-7, 2000

THE LAST TIME VANDERBILT ...

Defeated a Top 25 ranked team _____ vs. **#7 Oklahoma State, 3-0 (Feb. 18, 2022)**
Defeated a Top 25 ranked team at home _____ vs. **#7 Oklahoma State, 3-0 (Feb. 18, 2022)**
 Defeated a Top 25 ranked team on the road _____ at #18 Ole Miss, 13-2 (May 15, 2021)
 Defeated a Top 25 ranked team at a neutral site _____ vs. #11 Mississippi State, 8-2, at CWS (6/28/21)
Defeated a Top 25 ranked non-conference team _____ vs. **#7 Oklahoma State, 3-0 (Feb. 18, 2022)**
Defeated a Top 25 ranked non-conference team at home _____ vs. **#7 Oklahoma State, 3-0 (Feb. 18, 2022)**
 Defeated a Top 25 ranked non-conference team on the road _____ at #13 Oklahoma State - Game 2, 18-4 (March 13, 2021)

Defeated a Top 20 ranked team _____ vs. **#7 Oklahoma State, 3-0 (Feb. 18, 2022)**
Defeated a Top 20 ranked team at home _____ vs. **#7 Oklahoma State, 3-0 (Feb. 18, 2022)**
 Defeated a Top 20 ranked team on the road _____ at #18 Ole Miss, 13-2 (May 15, 2021)
 Defeated a Top 20 ranked team at a neutral site _____ vs. #11 Mississippi State, 8-2, at CWS (6/28/21)

Defeated a Top 15 ranked team _____ vs. **#7 Oklahoma State, 3-0 (Feb. 18, 2022)**
Defeated a Top 15 ranked team at home _____ vs. **#7 Oklahoma State, 3-0 (Feb. 18, 2022)**
 Defeated a Top 15 ranked team on the road _____ at #14 Florida, 11-7 (April 30, 2021)
 Defeated a Top 15 ranked team at a neutral site _____ vs. #11 Mississippi State, 8-2, at CWS (6/28/21)

Defeated a Top 10 ranked team _____ vs. **#7 Oklahoma State, 3-0 (Feb. 18, 2022)**
Defeated a Top 10 ranked team at home _____ vs. **#7 Oklahoma State, 3-0 (Feb. 18, 2022)**
 Defeated a Top 10 ranked team on the road _____ at #5 Tennessee, 10-4 (April 18, 2021)
 Defeated a Top 10 ranked team at a neutral site _____ vs. #7 Stanford, 6-5 (June 23, 2021)

Defeated a Top 5 ranked team _____ vs. #4 Mississippi State, 7-4 (April 25, 2021)
 Defeated a Top 5 ranked team at home _____ vs. #4 Mississippi State, 7-4 (April 25, 2021)
 Defeated a Top 5 ranked team on the road _____ at #5 Tennessee, 10-4 (April 18, 2021)
 Defeated a Top 5 ranked team at a neutral site _____ vs. #5 Arizona, 7-6 (June 19, 2021)

Defeated a #1 ranked team _____ vs. #1 Texas A&M, 6-5 (May 25, 2016)
 Defeated a #1 ranked team at home _____ vs. #1 Kentucky, 4-3 (April 28, 2012)
 Defeated a #1 ranked team on the road _____ at #1 Florida, 5-0 (May 14, 2016)
 Defeated a #1 ranked team at a neutral site _____ vs. #1 Texas A&M, 6-5 (May 25, 2016)

Won a series against a Top 25 ranked team _____ vs. #4 Mississippi State, 6-2, 4-7, 7-4 (April 23-25, 2021)
 Won a series against a Top 10 ranked team _____ vs. #4 Mississippi State, 6-2, 4-7, 7-4 (April 23-25, 2021)
 Won a series against a Top 25 ranked team at home _____ vs. #4 Mississippi State, 6-2, 4-7, 7-4 (April 23-25, 2021)
 Won a series against a Top 10 ranked team at home _____ vs. #4 Mississippi State, 6-2, 4-7, 7-4 (April 23-25, 2021)
 Won a series against a Top 25 ranked team on the road _____ at #5 Tennessee, 5-0, 4-8, 10-4 (April 16-18, 2021)
 Won a series against a Top 10 ranked team on the road _____ at #5 Tennessee, 5-0, 4-8, 10-4 (April 16-18, 2021)
 Swept a series against a Top 25 ranked team _____ vs. #25 Auburn: 12-6, 5-2, 9-5 (April 25-27, 2019)
 Swept a series against a Top 10 ranked team _____ 2 games, at #1 Arkansas, 9-0, 13-6 (April 10-11, 2009)
 Have not swept a 3-game series in the Tim Corbin era
 Played to a tie _____ vs. Alabama, 3-3 - 8 inn. (May 20, 2017)

Hit back-to-back home runs _____ Carter Young (solo), Dominic Keegan (solo) - 7th inn. vs. Illinois-Chicago (March 5, 2021)
 Hit back-to-back HR twice in a game _____ Carter Young (2R), Dominic Keegan (solo) - 3rd inn.; _____ Enrique Bradfield Jr. (3R), Carter Young (solo) - 4th inn vs. Alabama (May 7, 2021)

Had multiple players hit 2-or-more home runs _____ Stephen Scott (2), Philip Clarke (2), Connor Kaiser (3) at Clemson (June 3, 2018)
 Hit 2 or more home runs in an inning _____ 2, 8th inning vs. Georgia Tech (June 6, 2021)
 Hit 3 or more home runs in an inning _____ 3, 3rd inning vs. San Diego (Feb. 21, 2016)
 Hit 5 or more home runs in a game _____ 5, vs. Duke (June 9, 2019)
 Hit 6 or more home runs in a game _____ 9, vs. #8 Clemson @ NCAA Clemson Regional (June 3, 2018)
 Hit 8 or more home runs in a game _____ 9, vs. #8 Clemson @ NCAA Clemson Regional (June 3, 2018)
 Hit multiple grand slams in a season _____ 4 (D. Keegan, T. Kolwyck, C. Young, I. Thomas) (2021)
 Hit 3 or more grand slams in a season _____ 4 (D. Keegan, T. Kolwyck, C. Young, I. Thomas) (2021)
 Hit 4 or more grand slams in a season _____ 4 (D. Keegan, T. Kolwyck, C. Young, I. Thomas) (2021)

Homered in 3 or more consecutive innings _____ 3, vs. Tennessee Tech, 3rd-4th-5th (April 30, 2019)
 Homered in 4 or more consecutive innings _____ 4, vs. Clemson, 5th-6th-7th-8th (June 3, 2018)
Homered in 5 or more consecutive games _____ **5 games (March 1-present)**
 Homered in 8 or more consecutive games _____ 11 games (April 13-May 5, 2019)
 Homered in 9 or more consecutive games _____ 11 games (April 13-May 5, 2019)
 Homered in 10 or more consecutive games _____ 11 games (April 13-May 5, 2019)

Scored 10 or more runs in 3 consecutive games _____ 3 games (March 30-April 2, 2021)
 Scored 10 or more runs in 4 consecutive games _____ 4 games (April 9-14, 2013)
 Scored 10 or more runs in 5 or more consecutive games _____ 6 games (April 22-May 1, 2011)
 Scored 15 or more runs in a game _____ 20, vs. FIU (May 18, 2021)
 Scored 20 or more runs in a game _____ 20, vs. FIU (May 18, 2021)
 Scored 20 or more runs in consecutive games _____ 21-10 vs. Tennessee Tech; 22-11 at S. Carolina (April 30; May 3, 2019)

Scored 10 or more runs in a loss _____ 12-14, vs. Arkansas (April 14, 2019)
 Scored 15 or more runs in a loss _____ 15-16, 10 inn. - at LSU (May 7, 2010)
 Scored 17 or more runs in a loss _____ 17-22, vs. Michigan State (March 20, 1993)
 Scored 20 or more runs in a loss _____ Never Happened

Scored 10 or more unanswered runs _____ 17, vs. FIU (May 18, 2021)
 Scored 15 or more unanswered runs _____ 17, vs. FIU (May 18, 2021)
 Scored 20 or more unanswered runs _____ 21, vs. Radford @ NCAA Nashville Regional (June 1, 2015)

Scored in 5 consecutive innings _____ **5, (1st-5th inn.) vs. Evansville (Feb. 23, 2022)**
 Scored in 6 consecutive innings _____ 6, (4th-9th inn.) at Ole Miss (May 15, 2021)
 Scored 5 or more runs in the first inning _____ 7, vs. #11 Mississippi State, 8-2, at CWS (6/28/21)
 Scored 6 or more runs in the first inning _____ 7, vs. #11 Mississippi State, 8-2, at CWS (6/28/21)
 Scored 7 or more runs in the first inning _____ 7, vs. #11 Mississippi State, 8-2, at CWS (6/28/21)
 Scored 9 or more runs in the first inning _____ 9, vs. Samford (March 12, 2019)

Scored in the first inning in 4 or more consecutive games _____ 4 games (Feb. 21-25, 2020)
 Scored 7 or more runs in an inning _____ 7, (1st inn.) vs. #11 Mississippi State, 8-2, at CWS (6/28/21)
 Scored 10 or more runs in an inning _____ 13 (2nd inn.) vs. FIU (May 18, 2021)
 Scored 14 or more runs in an inning _____ 14 (3rd inn.) vs. Middle Tennessee (May 15, 2018)
 Scored 4 or more runs in three diff. innings _____ 7 (4th inn.), 9 (6th inn.) & 5 (7th inn) at South Carolina (May 3, 2019)
 Scored 4 or more runs in three diff. innings in consecutive games _____ 6 (1st inn.), 5 (3rd inn.) & 4 (4th inn) vs. Tennessee Tech (April 30, 2019) and 7 (4th inn.), 9 (6th inn.) & 5 (7th inn) at S. Carolina (May 3, 2019)

Scored 10 or more runs in a road game _____ **13, at Hawaii - Game 2 (March 5, 2022)**
 Scored 15 or more runs in a road game _____ 18, at #13 Oklahoma State - Game 2 (March 13, 2021)
 Scored 20 or more runs in a road game _____ 22, at South Carolina (May 3, 2019)
 Scored 25 or more runs in a road game _____ Never Happened

Allowed 10 or more runs in a loss _____ 13, vs. #11 Mississippi State, at CWS (6/29/21)
 Allowed 10 or more runs in a win _____ 11, vs. Georgia Tech (June 6, 2021)
 Allowed 15 or more runs in a game _____ 18, vs. Duke (June 7, 2019)
 Allowed 20 or more runs in a game _____ 20, vs. Florida (April 15, 2017)
 Allowed 7 or more runs in an inning _____ 10, 8th inn. vs. Duke (June 7, 2019)
 Allowed 10 or more runs in an inning _____ 13, 7th inn. vs. Xavier (May 4, 2016)
 Allowed 5 or more runs in the first inning _____ 6, vs. Ole Miss @ SEC Tourney (May 26, 2019)

Overcame a deficit of 4 or more runs in a win _____ 4, vs. #7 Stanford @College World Series (June 23, 2021)
 Overcame a deficit of 5 or more runs in a win _____ 8, vs. Ole Miss @ SEC Tournament (May 26, 2019)
 Overcame a deficit of 6 or more runs in a win _____ 8, vs. Ole Miss @ SEC Tournament (May 26, 2019)
 Overcame a deficit of 7 or more runs in a win _____ 8, vs. Ole Miss @ SEC Tournament (May 26, 2019)
 Overcame a deficit of 8 or more runs in a win _____ 8, vs. Ole Miss @ SEC Tournament (May 26, 2019)
 Overcame a deficit of 9 or more runs in a win _____ 10, vs. Illinois State (March 1, 2015)

Squandered a lead of 4 or more runs in a loss _____ 4, vs. #16 South Carolina (March 21, 2021)
 Squandered a lead of 5 or more runs in a loss _____ 5, at #19 Texas A&M (March 16, 2019)
 Squandered a lead of 6 or more runs in a loss _____ 7, vs. South Carolina (April 27, 2018)
 Squandered a lead of 7 or more runs in a loss _____ 7, vs. South Carolina (April 27, 2018)

Had 15 or more hits in a game _____ **18, at Hawaii - Game 2 (March 5, 2022)**
Had 15 or more hits in a win _____ **18, at Hawaii - Game 2 (March 5, 2022)**
Had 18 or more hits in a game _____ **18, at Hawaii - Game 2 (March 5, 2022)**
Had 18 or more hits in a win _____ **18, at Hawaii - Game 2 (March 5, 2022)**
 Had 20 or more hits in a win _____ 21, vs. Tennessee Tech (April 30, 2019)
 Had 30 or more hits in a game _____ 30, vs. Alabama (April 17, 1988)
 Had 50 or more hits in an SEC series _____ 54, vs. Missouri (April 12-14, 2013)
 Had 15 or more hits in a loss _____ 17, vs. Florida (April 15, 2017)

Had 10 or more total bases in a game _____ Dominic Keegan (10) vs. Presbyterian (June 4, 2021)
 Had 11 or more total bases in a game _____ Connor Kaiser (14) at Clemson (June 3, 2018)

Had at least 15 hits in back-to-back games _____ **19, 18 at Hawaii, Tenn. Tech and at South Carolina (March 5, 2022)**
 Had at least 10 hits in 5 or more consecutive games _____ 5 games (April 25-May 3, 2019)
 Had at least 10 hits in 6 or more consecutive games _____ 6 games (Feb. 20-March 1, 2019)
 Had at least 10 hits in 7 or more consecutive games _____ 7 games (Feb. 18-27, 2018)
 Had at least 10 hits in 8 or more consecutive games _____ 8 games (Feb. 27-March 12, 2010)

Had 5 or more doubles in a game _____ 5, vs. Georgia Tech (June 6, 2021)
 Had 6 or more doubles in a game _____ 6, at Missouri (March 25, 2021)
 Had 7 or more doubles in a game _____ 8, at Clemson (June 3, 2017)
 Allowed 5 or more doubles in a game _____ 6, vs. Arkansas (April 14, 2019)
 Allowed 6 or more doubles in a game _____ 6, vs. Arkansas (April 14, 2019)

Had 2 or more triples in a game _____ 2, vs. Tennessee Tech (March 30, 2021)
 Had 3 or more triples in a game _____ 4, vs. Radford (May 31, 2015)
 Had 4 or more triples in a game _____ 4, vs. Radford (May 31, 2015)
 Allowed 2 or more triples in a game _____ 2, vs. Duke (June 7, 2019)
 Allowed 3 or more triples in a game _____ 3, vs. Texas A&M (April 11, 2014)

THE LAST TIME VANDERBILT ...

Allowed 3 or more home runs in a game _____ 3, vs. Kentucky (May 22, 2021)
 Allowed 4 or more home runs in a game _____ 4, at Florida (May 1, 2021)
 Allowed 5 or more home runs in a game _____ 7, vs. Georgia (April 8, 2021)

Did not draw a walk in a game _____ vs. #12 Arkansas (April 12, 2019)
 Walked 10 or more times in a game _____ 14, at #13 Oklahoma State - Game 2 (March 13, 2021)
 Walked 15 or more times in a game _____ 17, vs. Davidson (March 5, 2019)
 Walked 18 or more times in a game _____ 19, vs. Middle Tennessee (May 15, 2018)
 Allowed 0 walks in a game _____ vs. #4 Mississippi State (April 23, 2021)
 Allowed 0 walks in back-to-back games _____ at San Diego, DH (Feb. 20, 2011)
 Allowed 10 or more walks in a game _____ 10, vs. #11 Mississippi State, at CWS (6/29/21)
 Allowed 12 or more walks in a game _____ 12, vs. Austin Peay (Feb. 27, 2019)
 Allowed 10-plus walks in back-to-back games _____ 12, vs. Illinois State; 12, vs. Evansville (March 1-3, 2015)

Did not strikeout in a game _____ vs. Tennessee-Martin (Feb. 23, 2005)
 Struck out 12 or more times in a game _____ 12, vs. Georgia Tech (June 6, 2021)
 Struck out 15 or more times in a game _____ 16, vs. #16 South Carolina (March 21, 2021)
Struck out 15 or more batters in a game _____ 15, at Hawaii (March 4, 2022)
 Struck out 19 or more batters in a game _____ 19, vs. #5 Arizona (June 19, 2021)
 Struck out 20 or more opposing batters in a game _____ 22, vs. Ole Miss (April 10, 2015)
 Struck out 10 or more opposing batters in 5 consecutive games _____ 15 games (Feb. 28-March 26, 2021)
 Struck out 10 or more opposing batters in 8 consecutive games _____ 15 games (Feb. 28-March 26, 2021)

Pitching staff held opponent scoreless for 10 consecutive inn. in a game _____ 11 inn. at Missouri (March 26, 2016)

Had 5 or more hit batters in a game _____ 5, by Georgia State - Game 2 (Feb. 28, 2021)
 Had 6 or more hit batters in a game _____ 6, by Rhode Island (March 4, 2012)

Had 5 or more stolen bases in a game _____ 6, vs. Hawaii (March 1, 2020)
 Had 6 or more stolen bases in a game _____ 6, vs. Hawaii (March 1, 2020)
 Had 7 or more stolen bases in a game _____ 7, vs. UMass-Lowell (Feb. 25, 2018)
 Had 8 or more stolen bases in a game _____ 8, vs. UNC-Wilmington (June 1, 2012)

Left 13 or more runners on base _____ 14, at Missouri (March 25, 2021)
 Left 14 or more runners on base _____ 14, at Missouri (March 25, 2021)
 Left 15 or more runners on base _____ 15, vs. #14 Florida (March 22, 2019)
 Left 16 or more runners on base _____ 17, vs. Mississippi State @ Nashville Super Regional (June 10, 2018)

Committed 4 or more errors in a game _____ 4, vs. Cal Poly (Feb. 16, 2020)
 Committed 5 or more errors in a game _____ 6, at Middle Tennessee (March 22, 2016)
 Committed 6 or more errors in a game _____ 6, at Middle Tennessee (March 22, 2016)

Combined for a no-hitter _____ at Western Kentucky (J. Lewis, N. Pilkington, J. Scott, M. Buschmann), May 6, 2003
 Combined for a perfect game _____ at Western Kentucky (J. Lewis, N. Pilkington, J. Scott, M. Buschmann), May 6, 2003
Combined on a one-hitter _____ vs. Evansville, 6 inn. (Devin Futrell, Bryce Cunningham), Feb. 23, 2022
 Combined on a two-hitter _____ vs. #12 East Carolina (Jack Leiter, Nick Maldonado) June 12, 2021
 Combined on a three-hitter _____ vs. #12 East Carolina (Kumar Rocker, Nick Maldonado, Luke Murphy) June 11, 2021
 Was no-hit _____ at Texas A&M (Kyle Simonds, 9.0), May 7, 2016

Started six true freshmen _____ at Auburn (Austin Martin - LF, Philip Clarke - DH, Pat DeMarco - RF, Jayson Gonzalez - SS, Garrett Blaylock - 3B, Mason Hickman - SP), May 6, 2018

HITTING:

Hit an inside-the-park home run _____ Will Toffey vs. Belmont (March 22, 2017)
 Hit a pinch-hit home run _____ Spencer Jones at #15 Louisville (May 4, 2021)
Hit a grand slam _____ Javier Vaz at Hawaii - Game 2 (March 5, 2022)
Hit a grand slam on the road _____ Javier Vaz at Hawaii - Game 2 (March 5, 2022)

Hit a walk-off home run _____ Troy LaNeve vs. Kentucky (May 20, 2021)
 Hit an extra-inning walk-off home run _____ Isaiah Thomas vs. Hawaii, 11th inning (March 1, 2020)
 Hit a postseason walk-off home run _____ JJ Bleday vs. Mississippi State (June 9, 2018)
 Had a walk-off base hit _____ Jayson Gonzalez vs. Arizona (June 19, 2021)
 Drew a walk-off walk _____ Carter Young vs. TCU (March 8, 2020)

Hit 2 or more home runs in a game _____ Dominic Keegan vs. Presbyterian (June 4, 2021)
 Hit 2 or more home runs in an SEC game _____ Isaiah Thomas at #18 Ole Miss (May 15, 2021)
 Hit 3 or more home runs in a game _____ Connor Kaiser (3) at Clemson (June 3, 2018)
 Hit 2 or more home runs in consecutive games _____ Austin Martin (2) vs. Duke + Louisville (June 9-16, 2019)

Homered in consecutive at-bats _____ Carter Young, 3rd inn., 4th inn. vs. Alabama (May 7, 2021)
 Homered in consecutive at-bats in an SEC game _____ Carter Young, 3rd inn., 4th inn. vs. Alabama (May 7, 2021)

Hit for the cycle _____ Clinton Johnston vs. Kentucky (April 28, 1996)
 Hit for the cycle in an SEC game _____ Clinton Johnston vs. Kentucky (April 28, 1996)

Had a 20-game hit streak _____ JJ Bleday and Austin Martin, 20 (May 17, 2018-March 1, 2019)
 Had a 25-game hit streak _____ Xavier Turner, 27 (March 4-April 22, 2014)
 Had a 45-game on-base streak _____ JJ Bleday, 50 (March 19-June 26, 2019)

Had 2 hits in an inning _____ Ethan Paul (1B, 2B) vs. Davidson (March 5, 2019)
 Had 5 or more hits in a game _____ Ethan Paul (5) vs. #14 Florida (March 22, 2019)

Had 5 or more RBIs in a game _____ Isaiah Thomas (5) vs. Georgia Tech (June 6, 2021)
 Had 6 or more RBIs in a game _____ Maxwell Romero Jr. (7) & Dominic Keegan (6) vs. Georgia State - Game 2 (Feb. 28, 2021)
 Had 7 or more RBIs in a game _____ Maxwell Romero Jr. (7) vs. Georgia State - Game 2 (Feb. 28, 2021)
 Had 10 or more RBIs in a game _____ Connor Kaiser (10) at Clemson (June 3, 2018)

Stole home _____ Ethan Paul vs. Auburn (May 19, 2016)
 Had a triple steal _____ Ethan Paul (home), Jeren Kendall (3rd), Bryan Reynolds (2nd) vs. Auburn (May 19, 2016)
 Had 3 or more stolen bases in a game _____ 4, Enrique Bradfield Jr. vs. Georgia Tech (June 6, 2021)

PITCHING:

Threw a 9-inning no-hitter _____ Jack Leiter vs. #16 South Carolina (March 20, 2021)
 _____ Kumar Rocker vs. Duke @ Nashville Super Regional (June 8, 2019)
 _____ Doug Wessel vs. Belmont (April 19, 1971)

Struck out 10 or more batters in a game _____ Chris McElvain, 10, vs. #7 Oklahoma State (Feb. 18, 2021)
 Struck out 10 or more batters in an SEC game _____ Jack Leiter, 13, at Ole Miss (May 15, 2021)
 Struck out 12 or more batters in a game _____ Jack Leiter, 15, vs. NC State (June 21, 2021)
 True freshman struck out 10 or more batters in a game _____ Jack Leiter, 12, vs. South Alabama (Feb. 18, 2020)
 True freshman struck out 10 or more batters in debut _____ Jack Leiter, 12, vs. South Alabama (Feb. 18, 2020)
 True freshman struck out 15 or more batters in a game _____ Kumar Rocker, 19, vs. Duke (June 8, 2019)
 Struck out 15 or more batters in a game _____ Jack Leiter, 15, vs. NC State (June 21, 2021)
 Struck out 10 or more batters in consecutive games _____ Kumar Rocker (11) and Jack Leiter (10) vs. #12 East Carolina (June 11-12, 2021)

Pitched a 7-inning, complete game _____ Carter Holton at Hawaii - Game 1 (March 5, 2022)
 Pitched 9 or more innings _____ 9.0, Kumar Rocker vs. #4 Mississippi State (April 23, 2021)
 Pitched 9 or more scoreless innings _____ 9.0, Jack Leiter vs. #16 South Carolina (March 20, 2021)
 Pitched a 9-inning, complete game _____ 9.0, Kumar Rocker vs. #4 Mississippi State (April 23, 2021)
 Pitched a 9-inning, complete-game shutout _____ 9.0, Jack Leiter vs. #16 South Carolina (March 20, 2021)
 Picked up 10 or more saves in a season _____ 17, Tyler Brown (2019)
 Picked up 15 or more saves in a season _____ 17, Tyler Brown (2019)
 Picked up win and save on same day _____ Jackson Gillis vs. Ole Miss, Win - Game 1, Save - Game 2 (April 15, 2018)
 Picked up the save (true freshman) _____ Sam Hliboki vs. Hawaii (Feb. 28, 2020)

NUMERICAL ROSTER

No.	Name	Pos.	B/T	Ht.	Wt.	Cl.	Hometown/High School
1	Matthew Polk	UTL	R/R	5-11	180	Fr./HS	Long Beach, Calif./Orange Lutheran
2	Javier Vaz	IF	L/R	5-9	151	Sr./1L	Huntsville, Ala./Huntsville
3	Rob Gordon	IF	R/R	6-2	176	Fr./HS	Atlanta, Ga./Grady
5	Anthony Migliaccio	UTL	S/R	6-1	200	Fr./HS	Wyandotte, Mich./Detroit Country Day
6	Tate Kolwyck	IF	R/R	5-11	195	Sr./3L	Memphis, Tenn./Arlington
9	Carter Young	IF	S/R	6-0	180	Jr./2L	Selah, Wash./Selah
10	T.J. McKenzie	OF	R/R	6-1	180	Jr./2L	Loxahatchee, Fla./The Benjamin School
11	Davis Diaz	IF	R/R	5-11	170	Fr./HS	Pittsburg, Calif./Acalanes
12	Dominic Keegan	UTL	R/R	6-0	210	Sr./3L	Methuen, Mass./Central Catholic
13	Jonathan Vastine	IF	L/R	5-11	165	Fr./HS	Bartow, Fla./Bartow
16	Jack Bulger	UTL	R/R	6-0	210	So./1L	Bowie, Md./DeMatha Catholic
17	Ryan Ginther	LHP	R/L	5-11	201	Fr./HS	Hendersonville, Tenn./Station Camp
18	JD Rogers	OF	L/L	5-10	185	Fr./HS	Carmel, Ind./Carmel
19	Troy LaNeve	OF	L/R	6-0	210	Jr./2L	Pittsburgh, Pa./Pine Richland
20	Carter Holton	LHP	L/L	5-11	195	Fr./HS	Savannah, Ga./Benedictine Military
21	Calvin Hewett	OF	R/L	6-3	205	So./1L	Greenland, N.H./Portsmouth
23	Kenny Mallory Jr.	OF	L/L	6-3	195	Fr./HS	Lawrenceville, Ga./Mountain View
25	Parker Noland	IF	L/R	6-1	200	Jr./2L	Knoxville, Tenn./Farragut
29	Nick Maldonado	RHP	R/R	6-1	205	Jr./2L	Short Hills, N.J./Seton Hall Prep
30	Nelson Berkwich	LHP	R/L	5-11	190	So.1L	Boca Raton, Fla./American Heritage
33	Hunter Owen	LHP	R/L	6-6	240	So./1L	South Portland, Maine/South Portland
34	Spencer Jones	UTL	L/L	6-7	225	Jr./2L	Encinitas, Calif./La Costa Canyon
35	Chris McElvain	RHP	R/R	6-0	205	Jr./2L	Thompson Station, Tenn./Summit
36	Grayson Moore	RHP	S/R	6-3	190	So./1L	Longwood, Fla./Lake Mary
39	Gavin Casas	IF	L/R	6-3	225	So./1L	Pembroke Pines, Fla./American Heritage
40	Sam Hliboki	RHP	L/R	6-3	210	Jr./2L	Los Angeles, Calif./Harvard Westlake
42	Christian Little	RHP	R/R	6-4	210	So./1L	St. Louis, Mo./Christian Brothers College
43	Michael Doolin	RHP	L/R	6-4	220	Jr./2L	Schererville, Ind./Andreas
44	Donye Evans	RHP	R/R	6-6	220	So./1L	Decatur, Ga./Redan
45	Alan Espinal	C	R/R	6-0	190	So./1L	Viera, Fla./Viera
46	Gage Bradley	RHP	R/R	6-3	190	So./1L	Clarksville, Tenn./Rossvie
48	Christian Smith	OF	L/L	6-2	195	Fr./HS	Atlanta, Ga./Grady
50	Kyle Magrans	RHP	R/R	6-3	210	Fr./HS	Clarksville, Tenn./Clarksville
51	Enrique Bradfield Jr.	OF	L/L	6-1	160	So./1L	Hialeah, Fla./American Heritage
52	Sam Hunt	UTL	S/R	6-2	205	Fr./HS	Minneapolis, Minn./IMG Academy
55	Colton Regen	RHP	R/R	6-4	170	Fr./HS	Mt. Juliet, Tenn./Mt. Juliet
66	Thomas Schultz	RHP	R/R	6-6	225	Jr./2L	Mount Carmel, Pa./Our Lady of Lourdes Regional
77	Brett Hansen	LHP	L/L	6-4	205	So./1L	Pleasanton, Calif./Foothill
88	Patrick Reilly	RHP	R/R	6-3	210	So./1L	Sea Girt, N.J./Christian Brothers Academy
95	Devin Futrell	LHP	L/L	6-5	195	Fr./HS	Pembroke Pines, Fla./American Heritage
97	Bryce Cunningham	RHP	R/R	6-5	225	Fr./HS	Headland, Ala./Headland
98	Greysen Carter	RHP	S/R	6-4	218	Fr./HS	Louisville, Colo./Fairview
99	Jack Anderson	RHP	L/R	6-5	190	5th/TR	Nashville, Tenn./Montgomery Bell Academy

Head Coach: 4 Tim Corbin (Ohio Wesleyan '84) – 20th season at Vanderbilt
Associate Head Coach: 26 Scott Brown (SUNY-Cortland '99)
Assistant Coach: 24 Mike Baxter (Vanderbilt '05)
Volunteer Coach: 49 Tyler Shewmaker (Kentucky Wesleyan '16)
Strength and Conditioning Coach: Chris Ham (Illinois '05)
General Manager/Chief of Staff: Brooks Webb (Birmingham-Southern '11)
Director of Baseball Operations: Amy Elkus (Kentucky '14)
Athletic Trainer: Chris Matarazzo (Springfield College '12)
Director of Player Development: Brandon Barak (Illinois '12)
Video Coordinator: Josh Ruchotzke (Vanderbilt '17)
Equipment Manager: Bailey Provo (Lipscomb '21)
Student Managers: Sebastian Baca, Ahmed Elkhawad, Zac Klingler, Donovan Simon

PRONUNCIATION GUIDE

Enrique Bradfield Jr. _____ IN-reek-A
 Gavin Casas _____ CAH-sus
 Alan Espinal _____ ESS-pen-all
 Devin Futrell _____ few-trell
 Sam Hliboki _____ luh-BO-kee
 Tate Kolwyck _____ COLE-wick
 Troy LaNeve _____ luh-neve
 Kyle Magrans _____ muh-grans; rhymes with bronze
 Anthony Migliaccio _____ mig-LEE-ah-chee-oh
 Colton Regen _____ region
 Jonathan Vastine _____ vast-ine; rhymes with nine
 Javier Vaz _____ rhymes with zap













































ALPHABETICAL ROSTER

#	Name	Pos.	Yr.
99	Jack Anderson	RHP	5th
30	Nelson Berkwich	LHP	So.
51	Enrique Bradfield Jr.	OF	So.
46	Gage Bradley	RHP	So.
16	Jack Bulger	UTL	So.
98	Greysen Carter	RHP	Fr.
39	Gavin Casas	IF	So.
97	Bryce Cunningham	RHP	Fr.
11	Davis Diaz	IF	Fr.
43	Michael Doolin	RHP	Jr.
45	Alan Espinal	C	So.
44	Donye Evans	RHP	So.
95	Devin Futrell	LHP	Fr.
17	Ryan Ginther	LHP	Fr.
3	Rob Gordon	IF	Fr.
77	Brett Hansen	LHP	So.
21	Calvin Hewett	OF	So.
40	Sam Hliboki	RHP	Jr.
20	Carter Holton	LHP	Fr.
52	Sam Hunt	UTL	Fr.
34	Spencer Jones	LHP	Jr.
12	Dominic Keegan	UTL	Sr.
6	Tate Kolwyck	IF	Sr.
19	Troy LaNeve	OF	Jr.
42	Christian Little	RHP	So.
50	Kyle Magrans	RHP	Fr.
29	Nick Maldonado	RHP	Jr.
23	Kenny Mallory Jr.	OF	Fr.
35	Chris McElvain	RHP	Jr.
10	T.J. McKenzie	OF	Jr.
5	Anthony Migliaccio	UTL	Fr.
36	Grayson Moore	RHP	So.
25	Parker Noland	IF	Jr.
33	Hunter Owen	LHP	So.
1	Matthew Polk	UTL	Fr.
55	Colton Regen	RHP	Fr.
88	Patrick Reilly	RHP	So.
18	JD Rogers	OF	Fr.
66	Thomas Schultz	RHP	Jr.
48	Christian Smith	OF	Fr.
13	Jonathan Vastine	IF	Fr.
2	Javier Vaz	IF	Sr.
9	Carter Young	IF	Jr.

EXPERIENCE BREAKDOWN

Fifth-Year (1) _____ Anderson
 Seniors (3) _____ Keegan, Kolwyck, Vaz
 Juniors (10) _____ Doolin, Hliboki, Jones,
 LaNeve, Maldonado, McElvain, McKenzie,
 Noland, Schultz, Young
 Sophomores (13) _____ Berkwich, Bradfield Jr., Bradley, Bulger,
 Casas, Espinal, Evans, Hansen, Hewett,
 Little, Moore, Owen, Reilly
 Freshmen (16) _____ Carter, Cunningham, Diaz, Futrell, Ginther,
 Gordon, Holton, Hunt, Magrans, Mallory Jr.,
 Migliaccio, Polk, Regen, Rogers, Smith, Vastine

2022 TV ROSTER

 1 Matthew Polk Fr. • 5-11 • 180 • R/R UTL • Long Beach, Calif.	 2 Javier Vaz Sr. • 5-9 • 151 • L/R IF • Huntsville, Ala.	 3 Rob Gordon Fr. • 6-2 • 176 • R/R IF • Atlanta, Ga.	 5 Anthony Migliaccio Fr. • 6-1 • 200 • S/R UTL • Wyandotte, Mich.	 6 Tate Kolwyck Sr. • 5-11 • 195 • R/R IF • Memphis, Tenn.	 9 Carter Young Sr. • 6-0 • 180 • S/R IF • Selah, Wash.	 10 T.J. McKenzie Jr. • 6-1 • 180 • R/R OF • Loxahatchee, Fla.	 11 Davis Diaz Fr. • 5-11 • 170 • R/R IF • Pittsburg, Calif.
 12 Dominic Keegan Sr. • 6-0 • 210 • R/R UTL • Methuen, Mass.	 13 Jonathan Vastine Fr. • 5-11 • 165 • L/R IF • Bartow, Fla.	 16 Jack Bulger So. • 6-0 • 210 • R/R UTL • Bowie, Md.	 17 Ryan Ginther Fr. • 5-11 • 201 • R/L LHP • Hendersonville, Tenn.	 18 JD Rogers Fr. • 5-10 • 185 • L/L OF • Carmel, Ind.	 19 Troy LaNeve Jr. • 6-0 • 210 • L/R OF • Pittsburg, Calif.	 20 Carter Holton Fr. • 5-11 • 195 • L/L LHP • Savannah, Ga.	 21 Calvin Hewett So. • 6-3 • 205 • R/L OF • Greenland, N.H.
 23 Kenny Mallory Jr. Fr. • 6-3 • 195 • L/L OF • Lawrenceville, Ga.	 25 Parker Noland Jr. • 6-1 • 200 • L/R IF • Knoxville, Tenn.	 29 Nick Maldonado Jr. • 6-1 • 205 • R/R RHP • Short Hills, N.J.	 30 Nelson Berkwich So. • 5-11 • 190 • L/L LHP • Boca Raton, Fla.	 33 Hunter Owen So. • 6-6 • 240 • R/L LHP • South Portland, Maine	 34 Spencer Jones Jr. • 6-7 • 225 • L/L UTL • Encinitas, Calif.	 35 Chris McElvain Jr. • 6-0 • 205 • R/R RHP • Thompson Station, Tenn.	 36 Grayson Moore So. • 6-3 • 190 • S/R RHP • Lake Mary, Fla.
 39 Gavin Casas So. • 6-3 • 225 • L/R IF • Pembroke Pines, Fla.	 40 Sam Hliboki Jr. • 6-3 • 210 • L/R RHP • Los Angeles, Calif.	 42 Christian Little So. • 6-4 • 210 • R/R RHP • St. Louis, Mo.	 43 Michael Doolin Jr. • 6-4 • 220 • L/R RHP • Schererville, Ind.	 44 Donye Evans So. • 6-6 • 220 • R/R RHP • Decatur, Ga.	 45 Alan Espinal So. • 6-0 • 190 • R/R C • Viera, Fla.	 46 Gage Bradley So. • 6-3 • 190 • R/R RHP • Clarksville, Tenn.	 48 Christian Smith OF • Atlanta, Ga.
 50 Kyle Magrans Fr. • 6-3 • 210 • R/R RHP • Clarksville, Tenn.	 51 Enrique Bradfield Jr. So. • 6-1 • 160 • L/L OF • Hialeah, Fla.	 52 Sam Hunt Fr. • 6-2 • 205 • S/R UTL • Minneapolis, Minn.	 55 Colton Regen Fr. • 6-4 • 170 • R/R RHP • Mt. Juliet, Tenn.	 66 Thomas Schultz Jr. • 6-6 • 225 • R/R RHP • Mount Carmel, Pa.	 77 Brett Hansen So. • 6-4 • 205 • L/L LHP • Pleasanton, Calif.	 88 Patrick Reilly So. • 6-3 • 210 • R/R RHP • Sea Girt, N.J.	 95 Devin Futrell Fr. • 6-2 • 195 • L/L LHP • Pembroke Pines, Fla.
 97 Bryce Cunningham Fr. • 6-5 • 225 • R/R RHP • Headland, Ala.	 98 Greysen Carter Fr. • 6-4 • 218 • S/R RHP • Louisville, Colo.	 99 Jack Anderson 5th • 6-5 • 190 • L/R RHP • Nashville, Tenn.	 4 Tim Corbin Head Coach 20th Season	 26 Scott Brown Associate Head Coach 10th Season	 24 Mike Baxter Assistant Coach 5th Season	 49 Tyler Shewmaker Volunteer Assistant Coach 1st Season	