



**Vanderbilt at Florida**

03/03/22 Bridgestone Arena, Nashville  
2021-22 Women's Basketball

Game Time: 3:30 PM  
Game Duration: 2:06  
Attendance: 6,446

Officials: Cameron Inouye, Eric Brewton, Brian Garland

Vanderbilt - 52

Record: 14-18

NO.	Name	Min	FG			Rebounds			Fouls		TP	AS	TO	ST	Blocks		+/-
			M-A	M-A	M-A	OR	DR	TOT	PF	FD					BS	BA	
15	Brinae Alexander	F 35:10	6-16	1-7	5-5	2	1	3	0	4	18	1	1	4	0	1	-4
35	Sacha Washington	F 35:54	3-6	0-0	0-4	3	10	13	3	4	6	3	1	2	3	1	-2
50	Kaylon Smith	F 32:22	2-6	0-1	0-0	1	4	5	2	0	4	0	1	1	0	0	10
3	Jordyn Cambridge	G 38:05	1-11	0-0	2-3	2	0	2	4	3	4	4	2	4	0	0	-1
23	Iyana Moore	G 35:24	6-14	4-7	0-0	0	4	4	3	2	16	3	3	1	1	2	7
13	De'Mauri Flournoy	09:54	0-7	0-4	0-0	0	0	0	0	1	0	0	1	1	0	1	-5
5	Yaubryon Chambers	08:14	1-1	0-0	2-2	0	2	2	1	1	4	0	0	0	0	0	-7
21	Bella LaChance	01:27	0-1	0-0	0-0	0	0	0	0	0	0	0	1	0	0	0	0
12	Demi Washington	03:30	0-1	0-0	0-0	1	0	1	1	0	0	0	0	0	0	1	-3
Team						4	2	6			0		3				
<b>Totals</b>			19-63	5-19	9-14	13	23	36	14	15	52	11	13	13	4	6	-1

Technical Fouls::NONE

Shooting By Period		
1st FG%	6-21	28.6%
3PT%	2-6	33.3%
FT%	2-2	100%
2nd FG%	6-16	37.5%
3PT%	2-4	50.0%
FT%	1-1	100%
3rd FG%	4-14	28.6%
3PT%	1-6	16.7%
FT%	4-6	66.7%
4th FG%	3-12	25.0%
3PT%	0-3	0.0%
FT%	2-5	40%
GM FG%	19-63	30.2%
3PT%	5-19	26.3%
FT%	9-14	64.3%

Dead Ball Rebounds: 7, 0

Florida - 53

Record: 21-9

NO.	Name	Min	FG			Rebounds			Fouls		TP	AS	TO	ST	Blocks		+/-
			M-A	M-A	M-A	OR	DR	TOT	PF	FD					BS	BA	
12	Jordyn Merritt	F 29:26	2-7	1-2	2-2	2	4	6	3	2	7	2	3	1	3	1	16
25	Faith Dut	F 16:09	0-2	0-0	0-0	1	1	2	2	0	0	0	0	0	2	0	-3
1	Kiara Smith	G 35:44	3-13	0-1	1-2	0	5	5	2	3	7	5	6	1	0	1	-5
4	Zipporah Broughton	G 29:43	5-10	1-2	3-6	1	3	4	2	4	14	1	4	1	0	1	2
15	Nina Rickards	G 33:47	6-11	1-3	2-2	3	5	8	1	2	15	1	4	1	0	1	6
5	Alberte Rimdal	18:02	0-5	0-5	0-0	1	3	4	2	1	0	0	0	1	1	0	4
00	Taliyah Wyche	13:51	3-3	0-0	0-0	1	3	4	1	1	6	0	2	0	0	0	-8
11	Emanuely de Oliveira	17:57	2-3	0-0	0-0	2	3	5	1	1	4	1	1	0	0	0	5
20	Jeriah Warren	02:44	0-1	0-1	0-0	0	0	0	0	0	0	0	0	0	0	0	-4
14	Kristina Moore	02:37	0-0	0-0	0-0	0	0	0	1	0	0	0	0	0	0	0	-8
Team						2	2	4			0		1				
<b>Totals</b>			21-55	3-14	8-12	13	29	42	15	14	53	10	21	5	6	4	1

Technical Fouls::NONE

Shooting By Period		
1st FG%	6-15	40.0%
3PT%	0-2	0.0%
FT%	0-1	0%
2nd FG%	5-16	31.3%
3PT%	0-5	0.0%
FT%	0-0	0%
3rd FG%	4-10	40.0%
3PT%	2-4	50.0%
FT%	1-2	50%
4th FG%	6-14	42.9%
3PT%	1-3	33.3%
FT%	7-9	77.8%
GM FG%	21-55	38.2%
3PT%	3-14	21.4%
FT%	8-12	66.7%

Dead Ball Rebounds: 2, 0

	VU	UF
Biggest lead	14 (3 <sup>rd</sup> 0:38)	1 (4 <sup>th</sup> 0:08)
Best Scoring Run	12 (1 <sup>st</sup> 6:55)	10 (2 <sup>nd</sup> 8:32)
Lead Changes	1	
Times Tied	2	
Time with Lead	38:37	00:08

	VU	UF
Points from Turnovers	23	12
Paint	20	26
Second Chance	7	4
Fast Breaks	3	6
Bench	4	10

	Period by Period Scoring				
	1st	2nd	3rd	4th	TOT
VU	16	15	13	8	52
UF	12	10	11	20	53

**Vanderbilt at Florida**03/03/22 Bridgestone Arena, Nashville  
2021-22 Women's Basketball

Game Time: 3:30 PM

Game Duration: 2:06

Attendance: 6,446

Officials: Cameron Inouye, Eric Brewton, Brian Garland

**Period 1****Quarter Starters:**

<b>UF</b>	1 Smith K	4 Broughton Z	12 Merritt J	15 Rickards N	25 Dut F
<b>VU</b>	3 Cambridge J	15 Alexander B	23 Moore I	35 Washington S	50 Smith K

Game Time	UF	Score	Diff	VU
10:00	25 DUT F jumpball won			35 WASHINGTON S jumpball lost
09:49	12 MERRITT J turnover bad pass (1)			
09:27		<b>0-3</b>	<b>-3</b>	23 MOORE I 3pt FG from turnover, jump shot made (3)
09:27				35 WASHINGTON S assist (1)
09:10	15 RICKARDS N turnover lost ball (1)			50 SMITH K steal (1)
09:06		<b>0-6</b>	<b>-6</b>	15 ALEXANDER B 3pt FG fast break from turnover, jump shot made (3)
09:06				3 CAMBRIDGE J assist (1)
08:46	1 SMITH K 2pt FG in the paint, floating jump shot missed			
08:43				50 SMITH K defensive rebound (1)
08:39	15 RICKARDS N substitution out			
08:39	5 RIMDAL A substitution in			
08:36				15 ALEXANDER B 2pt FG in the paint, layup missed
08:32				3 CAMBRIDGE J offensive rebound (1)
08:32				3 CAMBRIDGE J 2pt FG second chance in the paint, layup missed
08:30				15 ALEXANDER B offensive rebound (1)
08:30				15 ALEXANDER B 2pt FG second chance in the paint, layup blocked
08:30	12 MERRITT J block (1)			
08:27				15 ALEXANDER B offensive rebound (2)
08:27				15 ALEXANDER B 2pt FG second chance in the paint, layup missed
08:23	12 MERRITT J defensive rebound (1)			
08:14	4 BROUGHTON Z 2pt FG outside the paint, jump shot missed			
08:14	12 MERRITT J offensive rebound (2)			
08:14	12 MERRITT J turnover lost ball (2)			3 CAMBRIDGE J steal (1)
08:14		<b>0-8</b>	<b>-8</b>	35 WASHINGTON S 2pt FG from turnover in the paint, layup made (2)
08:14				23 MOORE I assist (1)
07:44	Timeout 30 Sec			
07:44	12 MERRITT J substitution out			
07:44	25 DUT F substitution out			
07:44	00 WYCHE T substitution in			
07:44	11 DE OLIVEIRA E substitution in			
07:34	4 BROUGHTON Z turnover lost ball (1)			15 ALEXANDER B steal (1)
07:19	4 BROUGHTON Z foul shooting (1 - 1)			15 ALEXANDER B foul drawn (1)
07:19		<b>0-9</b>	<b>-9</b>	15 ALEXANDER B free throw 1 - 2 made (4)
07:19		<b>0-10</b>	<b>-10</b>	15 ALEXANDER B free throw 2 - 2 made (5)
07:05	5 RIMDAL A 3pt FG , jump shot missed			
07:03				23 MOORE I defensive rebound (1)
06:55		<b>0-12</b>	<b>-12</b>	23 MOORE I 2pt FG outside the paint, pull up jump shot made (5)
06:28	4 BROUGHTON Z 2pt FG outside the paint, pull up jump shot missed			



**Vanderbilt at Florida**

03/03/22 Bridgestone Arena, Nashville  
2021-22 Women's Basketball

**Game Time:** 3:30 PM  
**Game Duration:** 2:06  
**Attendance:** 6,446

**Officials:** Cameron Inouye, Eric Brewton, Brian Garland

Game Time	UF	Score	Diff	VU
06:25				15 ALEXANDER B defensive rebound (3)
05:57				23 MOORE I 3pt FG , jump shot missed
05:54	1 SMITH K defensive rebound (1)			
05:48	5 RIMDAL A 3pt FG , jump shot missed			
05:45				35 WASHINGTON S defensive rebound (1)
05:28				3 CAMBRIDGE J 2pt FG in the paint, layup missed
05:25	4 BROUGHTON Z defensive rebound (1)			
05:17	1 SMITH K 2pt FG in the paint, jump shot made (2)	<b>2-12</b>	<b>-10</b>	
05:17	1 SMITH K foul drawn (1)			23 MOORE I foul shooting (1 - 1)
05:17	4 BROUGHTON Z substitution out			
05:17	15 RICKARDS N substitution in			
05:17				3 CAMBRIDGE J substitution out
05:17				13 FLOURNOY D substitution in
05:17	1 SMITH K free throw 1 - 1 missed			
05:16				35 WASHINGTON S defensive rebound (2)
04:52		<b>2-14</b>	<b>-12</b>	15 ALEXANDER B 2pt FG outside the paint, jump shot made (7)
04:42	15 RICKARDS N 2pt FG outside the paint, jump shot missed			
04:39	11 DE OLIVEIRA E offensive rebound (1)			
04:33	15 RICKARDS N turnover lost ball (2)			15 ALEXANDER B steal (2)
04:23				23 MOORE I 2pt FG from turnover in the paint, driving layup missed
04:20	11 DE OLIVEIRA E defensive rebound (2)			
04:18	15 RICKARDS N 2pt FG fast break in the paint, layup made (2)	<b>4-14</b>	<b>-10</b>	
04:18	1 SMITH K assist (1)			
03:53				50 SMITH K 3pt FG , jump shot missed
03:50	1 SMITH K defensive rebound (2)			
03:44	1 SMITH K 2pt FG outside the paint, jump shot missed			
03:42	offensive dead ball rebound (1)			
03:42	00 WYCHE T foul drawn (1)			23 MOORE I foul personal (2 - 2)
03:42	11 DE OLIVEIRA E substitution out			
03:42	12 MERRITT J substitution in			
03:42				23 MOORE I substitution out
03:42				35 WASHINGTON S substitution out
03:42				3 CAMBRIDGE J substitution in
03:42				5 CHAMBERS Y substitution in
03:42				15 ALEXANDER B substitution out
03:42				21 LACHANCE B substitution in
03:41	15 RICKARDS N turnover bad pass (3)			13 FLOURNOY D steal (1)
03:37				13 FLOURNOY D 2pt FG from turnover in the paint, layup missed
03:36	00 WYCHE T defensive rebound (1)			
03:36	jump ball situation			
03:36	00 WYCHE T turnover lost ball (1)			3 CAMBRIDGE J steal (2)
03:36	00 WYCHE T substitution out			
03:36	25 DUT F substitution in			
03:26				13 FLOURNOY D 2pt FG from turnover outside the paint, jump shot blocked
03:26	5 RIMDAL A block (1)			
03:26				offensive rebound (9)



**Vanderbilt at Florida**

03/03/22 Bridgestone Arena, Nashville  
2021-22 Women's Basketball

**Game Time:** 3:30 PM  
**Game Duration:** 2:06  
**Attendance:** 6,446

**Officials:** Cameron Inouye, Eric Brewton, Brian Garland

Game Time	UF	Score	Diff	VU
03:22		<b>4-16</b>	<b>-12</b>	5 CHAMBERS Y 2pt FG from turnover second chance in the paint, jump shot made (2)
03:22				3 CAMBRIDGE J assist (2)
03:15	1 SMITH K turnover bad pass (1)			
03:15				21 LACHANCE B substitution out
03:15				50 SMITH K substitution out
03:15				15 ALEXANDER B substitution in
03:15				35 WASHINGTON S substitution in
03:01				3 CAMBRIDGE J 2pt FG from turnover in the paint, layup missed
03:00	15 RICKARDS N defensive rebound (1)			
03:00	15 RICKARDS N foul drawn (1)			5 CHAMBERS Y foul personal (1 - 3)
02:49	25 DUT F 2pt FG in the paint, jump shot missed			
02:46	25 DUT F offensive rebound (1)			
02:46	25 DUT F 2pt FG second chance in the paint, layup missed			
02:44	15 RICKARDS N offensive rebound (2)			
02:44	15 RICKARDS N 2pt FG second chance in the paint, layup made (4)	<b>6-16</b>	<b>-10</b>	
02:39				13 FLOURNOY D 3pt FG , jump shot missed
02:35				offensive dead ball rebound (1)
02:28	25 DUT F foul personal (1 - 2)			35 WASHINGTON S foul drawn (1)
02:25				35 WASHINGTON S 2pt FG second chance in the paint, layup missed
02:22	5 RIMDAL A defensive rebound (1)			
02:12	15 RICKARDS N 2pt FG outside the paint, jump shot made (6)	<b>8-16</b>	<b>-8</b>	
01:56	5 RIMDAL A foul personal (1 - 3)			13 FLOURNOY D foul drawn (1)
01:42				15 ALEXANDER B 3pt FG , jump shot missed
01:39	5 RIMDAL A defensive rebound (2)			
01:17	15 RICKARDS N 2pt FG in the paint, jump shot made (8)	<b>10-16</b>	<b>-6</b>	
01:00				13 FLOURNOY D turnover bad pass (1)
01:00	5 RIMDAL A substitution out			
01:00	4 BROUGHTON Z substitution in			
01:00				13 FLOURNOY D substitution out
01:00				21 LACHANCE B substitution in
00:37	4 BROUGHTON Z 2pt FG from turnover outside the paint, jump shot made (2)	<b>12-16</b>	<b>-4</b>	
00:37	12 MERRITT J assist (1)			
00:05	4 BROUGHTON Z steal (1)			21 LACHANCE B turnover lost ball (1)
00:05	4 BROUGHTON Z turnover out of bounds (2)			
00:01				21 LACHANCE B 2pt FG from turnover outside the paint, jump shot missed
00:00				offensive dead ball rebound (2)
<b>END OF PERIOD</b>				
<b>UF 12-16 VU</b>				



**Vanderbilt at Florida**

03/03/22 Bridgestone Arena, Nashville  
2021-22 Women's Basketball

Game Time: 3:30 PM  
Game Duration: 2:06  
Attendance: 6,446

Officials: Cameron Inouye, Eric Brewton, Brian Garland

**Vanderbilt - 16**

NO.	Name	Min	FG			Rebounds			Fouls		TP	AS	TO	ST	Blocks		+/-
			M-A	3P	FT	OR	DR	TOT	PF	FD					BS	BA	
15	Brinae Alexander	F 09:33	2-6	1-2	2-2	2	1	3	0	1	7	0	0	2	0	1	2
35	Sacha Washington	F 09:33	1-2	0-0	0-0	0	2	2	0	1	2	1	0	0	0	0	2
50	Kaylon Smith	F 06:45	0-1	0-1	0-0	0	1	1	0	0	0	0	1	0	0	12	
3	Jordyn Cambridge	G 08:25	0-3	0-0	0-0	1	0	1	0	0	0	2	0	2	0	4	
23	Iyana Moore	G 06:18	2-4	1-2	0-0	0	1	1	2	0	5	1	0	0	0	10	
13	De'Mauri Flournoy	04:17	0-3	0-1	0-0	0	0	0	0	1	0	0	1	1	0	-4	
5	Yaubryon Chambers	03:42	1-1	0-0	0-0	0	0	0	1	0	2	0	0	0	0	-6	
21	Bella LaChance	01:27	0-1	0-0	0-0	0	0	0	0	0	0	0	1	0	0	0	
Team						1	0	1			0		0				
<b>Totals</b>			6-21	2-6	2-2	4	5	9	3	3	16	4	2	6	0	2	4

Shooting By Period		
1st FG%	6-21	28.6%
3PT%	2-6	33.3%
FT%	2-2	100%
GM FG%	6-21	28.6%
3PT%	2-6	33.3%
FT%	2-2	100.0%

Dead Ball Rebounds: 2, 0

Technical Fouls::NONE

**Florida - 12**

NO.	Name	Min	FG			Rebounds			Fouls		TP	AS	TO	ST	Blocks		+/-
			M-A	3P	FT	OR	DR	TOT	PF	FD					BS	BA	
12	Jordyn Merritt	F 05:58	0-0	0-0	0-0	1	1	2	0	0	0	1	2	0	1	0	-2
25	Faith Dut	F 05:52	0-2	0-0	0-0	1	0	1	1	0	0	0	0	0	0	0	-2
1	Kiara Smith	G 10:00	1-3	0-0	0-1	0	2	2	0	1	2	1	1	0	0	0	-4
4	Zipporah Broughton	G 05:43	1-3	0-0	0-0	0	1	1	1	0	2	0	2	1	0	0	-8
15	Nina Rickards	G 06:38	4-5	0-0	0-0	1	1	2	0	1	8	0	3	0	0	0	0
5	Alberte Rimdal	07:39	0-2	0-2	0-0	0	2	2	1	0	0	0	0	0	1	0	0
00	Taliyah Wyche	04:08	0-0	0-0	0-0	0	1	1	0	1	0	0	1	0	0	0	-2
11	Emanuely de Oliveira	04:02	0-0	0-0	0-0	1	1	2	0	0	0	0	0	0	0	0	-2
Team						0	0	0			0		0				
<b>Totals</b>			6-15	0-2	0-1	4	9	13	3	3	12	2	9	1	2	0	-4

Shooting By Period		
1st FG%	6-15	40.0%
3PT%	0-2	0.0%
FT%	0-1	0%
GM FG%	6-15	40.0%
3PT%	0-2	0.0%
FT%	0-1	0.0%

Dead Ball Rebounds: 1, 0

Technical Fouls::NONE

	VU	UF
Biggest lead	12 (1 <sup>st</sup> 6:55)	0 (1 <sup>st</sup> 10:00)
Best Scoring Run	12 (1 <sup>st</sup> 6:55)	8 (1 <sup>st</sup> 0:37)
Lead Changes	0	
Times Tied	0	
Time with Lead	09:27	00:00

	VU	UF
Points from		
Turnovers	12	2
Paint	4	8
Second Chance	2	2
Fast Breaks	3	2
Bench	2	0

	Period by Period Scoring				
	1st	2nd	3rd	4th	TOT
VU	16	15	13	8	52
UF	12	10	11	20	53



**Vanderbilt at Florida**

03/03/22 Bridgestone Arena, Nashville  
2021-22 Women's Basketball

**Game Time:** 3:30 PM  
**Game Duration:** 2:06  
**Attendance:** 6,446

**Officials:** Cameron Inouye, Eric Brewton, Brian Garland

**Period 2**

**Quarter Starters:**

<b>UF</b>	00 Wyche T	1 Smith K	4 Broughton Z	12 Merritt J	15 Rickards N
<b>VU</b>	3 Cambridge J	15 Alexander B	23 Moore I	35 Washington S	50 Smith K

Game Time	UF	Score	Diff	VU
10:00	25 DUT F substitution out			
10:00	00 WYCHE T substitution in			
10:00				5 CHAMBERS Y substitution out
10:00				21 LACHANCE B substitution out
10:00				23 MOORE I substitution in
10:00				50 SMITH K substitution in
09:43	15 RICKARDS N 3pt FG , jump shot missed			
09:41				defensive rebound (10)
09:33	1 SMITH K foul personal (1 - 1)			23 MOORE I foul drawn (1)
09:14				3 CAMBRIDGE J 2pt FG outside the paint, jump shot missed
09:12	defensive rebound (14)			
09:07	4 BROUGHTON Z 3pt FG , jump shot missed			
09:04	offensive rebound (15)			
08:59	12 MERRITT J 2pt FG second chance outside the paint, jump shot missed			
08:56	15 RICKARDS N offensive rebound (3)			
08:47	00 WYCHE T turnover lost ball (2)			3 CAMBRIDGE J steal (3)
08:42				23 MOORE I 2pt FG from turnover in the paint, layup missed
08:40	15 RICKARDS N defensive rebound (4)			
08:35	12 MERRITT J 2pt FG in the paint, layup missed			
08:32	00 WYCHE T offensive rebound (2)			
08:32	00 WYCHE T 2pt FG second chance in the paint, layup made (2)	<b>14-16</b>	<b>-2</b>	
08:05		<b>14-18</b>	<b>-4</b>	15 ALEXANDER B 2pt FG in the paint, layup made (9)
08:05				23 MOORE I assist (2)
07:51	00 WYCHE T 2pt FG in the paint, layup made (4)	<b>16-18</b>	<b>-2</b>	
07:51	12 MERRITT J assist (2)			
07:23	00 WYCHE T substitution out			
07:23	5 RIMDAL A substitution in			
07:23				50 SMITH K substitution out
07:23				12 WASHINGTON D substitution in
07:23				Timeout 30 Sec
07:23	15 RICKARDS N substitution out			
07:23	25 DUT F substitution in			
07:17				turnover shot clock (3)
07:01	1 SMITH K 3pt FG from turnover, jump shot missed			
06:58	5 RIMDAL A offensive rebound (3)			
06:44	turnover shot clock (11)			
06:25				12 WASHINGTON D 2pt FG from turnover in the paint, layup blocked
06:25	25 DUT F block (1)			
06:25				offensive rebound (11)
06:25				15 ALEXANDER B substitution out
06:25				13 FLOURNOY D substitution in



**Vanderbilt at Florida**

03/03/22 Bridgestone Arena, Nashville  
2021-22 Women's Basketball

**Game Time:** 3:30 PM  
**Game Duration:** 2:06  
**Attendance:** 6,446

**Officials:** Cameron Inouye, Eric Brewton, Brian Garland

Game Time	UF	Score	Diff	VU
06:18				13 FLOURNOY D 3pt FG from turnover second chance, jump shot missed
06:15	12 MERRITT J defensive rebound (3)			
06:08	4 BROUGHTON Z 2pt FG outside the paint, jump shot missed			
06:05				35 WASHINGTON S defensive rebound (3)
05:55				13 FLOURNOY D 3pt FG , jump shot missed
05:53				35 WASHINGTON S offensive rebound (4)
05:51	5 RIMDAL A steal (1)			35 WASHINGTON S turnover lost ball (1)
05:44	12 MERRITT J 2pt FG fast break from turnover in the paint, layup made (2)	<b>18-18</b>	<b>0</b>	
05:44	4 BROUGHTON Z assist (1)			
05:16				3 CAMBRIDGE J 2pt FG outside the paint, jump shot missed
05:13				12 WASHINGTON D offensive rebound (1)
05:02		<b>18-21</b>	<b>-3</b>	23 MOORE I 3pt FG second chance, jump shot made (8)
05:02				35 WASHINGTON S assist (2)
04:49	4 BROUGHTON Z turnover travel (3)			
04:49	12 MERRITT J substitution out			
04:49	25 DUT F substitution out			
04:49	00 WYCHE T substitution in			
04:49	11 DE OLIVEIRA E substitution in			
04:49				35 WASHINGTON S substitution out
04:49				50 SMITH K substitution in
04:33				3 CAMBRIDGE J 2pt FG from turnover in the paint, floating jump shot missed
04:32	11 DE OLIVEIRA E defensive rebound (3)			
04:32	11 DE OLIVEIRA E foul drawn (1)			12 WASHINGTON D foul personal (1 - 1)
04:32	4 BROUGHTON Z substitution out			
04:32	15 RICKARDS N substitution in			
04:32				12 WASHINGTON D substitution out
04:32				5 CHAMBERS Y substitution in
04:08	1 SMITH K 2pt FG outside the paint, pull up jump shot missed			
04:05				5 CHAMBERS Y defensive rebound (1)
03:59				13 FLOURNOY D 2pt FG outside the paint, jump shot missed
03:56	00 WYCHE T defensive rebound (3)			
03:49	5 RIMDAL A 3pt FG , jump shot missed			
03:46				5 CHAMBERS Y defensive rebound (2)
03:40				3 CAMBRIDGE J 2pt FG in the paint, layup missed
03:35				50 SMITH K offensive rebound (2)
03:35		<b>18-23</b>	<b>-5</b>	50 SMITH K 2pt FG second chance in the paint, layup made (2)
03:10	11 DE OLIVEIRA E 2pt FG in the paint, layup made (2)	<b>20-23</b>	<b>-3</b>	
03:10	1 SMITH K assist (2)			
03:00		<b>20-25</b>	<b>-5</b>	50 SMITH K 2pt FG outside the paint, jump shot made (4)
03:00				23 MOORE I assist (3)
02:38	00 WYCHE T 2pt FG in the paint, layup made (6)	<b>22-25</b>	<b>-3</b>	
02:38	11 DE OLIVEIRA E assist (1)			
02:02				3 CAMBRIDGE J 2pt FG outside the paint, jump shot missed
02:02				offensive dead ball rebound (3)
02:02				turnover shot clock (5)
02:02	00 WYCHE T substitution out			
02:02	5 RIMDAL A substitution out			



**Vanderbilt at Florida**

03/03/22 Bridgestone Arena, Nashville  
2021-22 Women's Basketball

**Game Time:** 3:30 PM  
**Game Duration:** 2:06  
**Attendance:** 6,446

**Officials:** Cameron Inouye, Eric Brewton, Brian Garland

Game Time	UF	Score	Diff	VU
02:02	4 BROUGHTON Z substitution in			
02:02	25 DUT F substitution in			
02:02				3 CAMBRIDGE J substitution out
02:02				5 CHAMBERS Y substitution out
02:02				15 ALEXANDER B substitution in
02:02				35 WASHINGTON S substitution in
01:42	1 SMITH K turnover bad pass (2)			
01:42				13 FLOURNOY D substitution out
01:42				3 CAMBRIDGE J substitution in
01:29		<b>22-28</b>	<b>-6</b>	23 MOORE I 3pt FG from turnover, jump shot made (11)
01:08	11 DE OLIVEIRA E 2pt FG in the paint, jump shot missed			
01:06				35 WASHINGTON S defensive rebound (5)
00:54		<b>22-30</b>	<b>-8</b>	15 ALEXANDER B 2pt FG outside the paint, jump shot made (11)
00:54	4 BROUGHTON Z foul shooting (2 - 2)			15 ALEXANDER B foul drawn (2)
00:54	4 BROUGHTON Z substitution out			
00:54	11 DE OLIVEIRA E substitution out			
00:54	5 RIMDAL A substitution in			
00:54	12 MERRITT J substitution in			
00:54		<b>22-31</b>	<b>-9</b>	15 ALEXANDER B free throw 1 - 1 made (12)
00:38	12 MERRITT J 2pt FG outside the paint, jump shot blocked			
00:38				35 WASHINGTON S block (1)
00:38	offensive rebound (23)			
00:35	5 RIMDAL A foul drawn (1)			3 CAMBRIDGE J foul personal (1 - 2)
00:16	5 RIMDAL A 3pt FG second chance, jump shot missed			
00:12				35 WASHINGTON S defensive rebound (6)
<b>END OF PERIOD</b>				
<b>UF 22-31 VU</b>				





**Vanderbilt at Florida**

03/03/22 Bridgestone Arena, Nashville  
2021-22 Women's Basketball

Game Time: 3:30 PM  
Game Duration: 2:06  
Attendance: 6,446

Officials: Cameron Inouye, Eric Brewton, Brian Garland

**Vanderbilt - 15**

NO.	Name	Min	FG			Rebounds			Fouls		TP	AS	TO	ST	Blocks		+/-
			M-A	3P	FT	OR	DR	TOT	PF	FD					BS	BA	
15	Brinae Alexander	F 05:37	2-2	0-0	1-1	0	0	0	0	1	5	0	0	0	0	0	4
35	Sacha Washington	F 07:13	0-0	0-0	0-0	1	3	4	0	0	0	1	1	0	1	0	5
50	Kaylon Smith	F 07:26	2-2	0-0	0-0	1	0	1	0	0	4	0	0	0	0	0	4
3	Jordyn Cambridge	G 09:40	0-5	0-0	0-0	0	0	0	1	0	0	0	0	1	0	0	5
23	Iyana Moore	G 10:00	2-3	2-2	0-0	0	0	0	0	1	6	2	0	0	0	0	5
21	Bella LaChance	00:00	0-0	0-0	0-0	0	0	0	0	0	0	0	0	0	0	0	0
12	Demi Washington	02:51	0-1	0-0	0-0	1	0	1	1	0	0	0	0	0	0	1	1
13	De'Mauri Flournoy	04:43	0-3	0-2	0-0	0	0	0	0	0	0	0	0	0	0	0	1
5	Yaubryon Chambers	02:30	0-0	0-0	0-0	0	2	2	0	0	0	0	0	0	0	0	0
Team						1	1	2		0		2					
<b>Totals</b>			6-16	2-4	1-1	4	6	10	2	2	15	3	3	1	1	1	5

Shooting By Period		
2nd FG%	6-16	37.5%
3PT%	2-4	50.0%
FT%	1-1	100%
GM FG%	6-16	37.5%
3PT%	2-4	50.0%
FT%	1-1	100.0%

Dead Ball Rebounds: 1, 0

Technical Fouls::NONE

**Florida - 10**

NO.	Name	Min	FG			Rebounds			Fouls		TP	AS	TO	ST	Blocks		+/-
			M-A	3P	FT	OR	DR	TOT	PF	FD					BS	BA	
12	Jordyn Merritt	F 06:05	1-4	0-0	0-0	0	1	1	0	0	2	1	0	0	0	1	0
25	Faith Dut	F 04:36	0-0	0-0	0-0	0	0	0	0	0	0	0	0	0	1	0	-7
1	Kiara Smith	G 10:00	0-2	0-1	0-0	0	0	0	1	0	0	1	1	0	0	0	-5
4	Zipporah Broughton	G 06:36	0-2	0-1	0-0	0	0	0	1	0	0	1	1	0	0	0	-4
15	Nina Rickards	G 07:09	0-1	0-1	0-0	1	1	2	0	0	0	0	0	0	0	0	-4
00	Taliyah Wyche	05:24	3-3	0-0	0-0	1	1	2	0	0	6	0	1	0	0	0	2
5	Alberte Rimdal	06:15	0-2	0-2	0-0	1	0	1	0	1	0	0	0	1	0	0	-2
11	Emanuely de Oliveira	03:55	1-2	0-0	0-0	0	1	1	0	1	2	1	0	0	0	0	-5
Team						2	1	3		0		1					
<b>Totals</b>			5-16	0-5	0-0	5	5	10	2	2	10	4	4	1	1	1	-5

Shooting By Period		
2nd FG%	5-16	31.3%
3PT%	0-5	0.0%
FT%	0-0	0%
GM FG%	5-16	31.3%
3PT%	0-5	0.0%
FT%	0-0	0.0%

Dead Ball Rebounds: 0, 0

Technical Fouls::NONE

	VU	UF
Biggest lead	9 (2 <sup>nd</sup> 0:54)	0 (1 <sup>st</sup> 10:00)
Best Scoring Run	6(2 <sup>nd</sup> 0:54)	4(2 <sup>nd</sup> 5:44)
Lead Changes	0	
Times Tied	1	
Time with Lead	09:01	00:00

Points from	VU	UF
Turnovers	3	2
Paint	4	10
Second Chance	5	2
Fast Breaks	0	2
Bench	0	8

	Period by Period Scoring				
	1st	2nd	3rd	4th	TOT
VU	16	15	13	8	52
UF	12	10	11	20	53



**Vanderbilt at Florida**

03/03/22 Bridgestone Arena, Nashville  
2021-22 Women's Basketball

Game Time: 3:30 PM  
Game Duration: 2:06  
Attendance: 6,446

Officials: Cameron Inouye, Eric Brewton, Brian Garland

**Vanderbilt - 31**

NO.	Name	Min	FG			Rebounds			Fouls		TP	AS	TO	ST	Blocks		+/-
			M-A	3P	FT	OR	DR	TOT	PF	FD					BS	BA	
15	Brinae Alexander	F 15:10	4-8	1-2	3-3	2	1	3	0	2	12	0	0	2	0	1	6
35	Sacha Washington	F 16:46	1-2	0-0	0-0	1	5	6	0	1	2	2	1	0	1	0	7
50	Kaylon Smith	F 14:11	2-3	0-1	0-0	1	1	2	0	0	4	0	0	1	0	0	16
3	Jordyn Cambridge	G 18:05	0-8	0-0	0-0	1	0	1	1	0	0	2	0	3	0	0	9
23	Iyana Moore	G 16:18	4-7	3-4	0-0	0	1	1	2	1	11	3	0	0	0	0	15
13	De'Mauri Flournoy	09:00	0-6	0-3	0-0	0	0	0	0	1	0	0	1	1	0	1	-3
5	Yaubryon Chambers	06:12	1-1	0-0	0-0	0	2	2	1	0	2	0	0	0	0	0	-6
21	Bella LaChance	01:27	0-1	0-0	0-0	0	0	0	0	0	0	0	1	0	0	0	0
12	Demi Washington	02:51	0-1	0-0	0-0	1	0	1	1	0	0	0	0	0	0	1	1
Team						2	1	3			0		2				
<b>Totals</b>			12-37	4-10	3-3	8	11	19	5	5	31	7	5	7	1	3	9

Shooting By Period		
1 <sup>st</sup> FG%	6-21	28.6%
3PT%	2-6	33.3%
FT%	2-2	100%
2 <sup>nd</sup> FG%	6-16	37.5%
3PT%	2-4	50.0%
FT%	1-1	100%
GM FG%	12-37	32.4%
3PT%	4-10	40.0%
FT%	3-3	100.0%

Dead Ball Rebounds: 3, 0

Technical Fouls::NONE

**Florida - 22**

NO.	Name	Min	FG			Rebounds			Fouls		TP	AS	TO	ST	Blocks		+/-
			M-A	3P	FT	OR	DR	TOT	PF	FD					BS	BA	
12	Jordyn Merritt	F 12:03	1-4	0-0	0-0	1	2	3	0	0	2	2	2	0	1	1	-2
25	Faith Dut	F 10:28	0-2	0-0	0-0	1	0	1	1	0	0	0	0	0	1	0	-9
1	Kiara Smith	G 20:00	1-5	0-1	0-1	0	2	2	1	1	2	2	2	0	0	0	-9
4	Zipporah Broughton	G 12:19	1-5	0-1	0-0	0	1	1	2	0	2	1	3	1	0	0	-12
15	Nina Rickards	G 13:47	4-6	0-1	0-0	2	2	4	0	1	8	0	3	0	0	0	-4
5	Alberte Rimdal	13:54	0-4	0-4	0-0	1	2	3	1	1	0	0	0	1	1	0	-2
00	Taliyah Wyche	09:32	3-3	0-0	0-0	1	2	3	0	1	6	0	2	0	0	0	0
11	Emanuely de Oliveira	07:57	1-2	0-0	0-0	1	2	3	0	1	2	1	0	0	0	0	-7
Team						2	1	3			0		1				
<b>Totals</b>			11-31	0-7	0-1	9	14	23	5	5	22	6	13	2	3	1	-9

Shooting By Period		
1 <sup>st</sup> FG%	6-15	40.0%
3PT%	0-2	0.0%
FT%	0-1	0%
2 <sup>nd</sup> FG%	5-16	31.3%
3PT%	0-5	0.0%
FT%	0-0	0%
GM FG%	11-31	35.5%
3PT%	0-7	0.0%
FT%	0-1	0.0%

Dead Ball Rebounds: 1, 0

Technical Fouls::NONE

	VU	UF
Biggest lead	12 (1 <sup>st</sup> 6:55)	0 (1 <sup>st</sup> 10:00)
Best Scoring Run	12(1 <sup>st</sup> 6:55)	10(2 <sup>nd</sup> 8:32)
Lead Changes	0	
Times Tied	1	
Time with Lead	18:45	00:00

Points from	VU	UF
Turnovers	15	4
Paint	8	18
Second Chance	7	4
Fast Breaks	3	4
Bench	2	8

	Period by Period Scoring				
	1st	2nd	3rd	4th	TOT
VU	16	15	13	8	52
UF	12	10	11	20	53

**Vanderbilt at Florida**03/03/22 Bridgestone Arena, Nashville  
2021-22 Women's Basketball**Game Time:** 3:30 PM**Game Duration:** 2:06**Attendance:** 6,446**Officials:** Cameron Inouye, Eric Brewton, Brian Garland**Period 3****Quarter Starters:**

<b>UF</b>	1 Smith K	4 Broughton Z	12 Merritt J	15 Rickards N	25 Dut F
<b>VU</b>	3 Cambridge J	15 Alexander B	23 Moore I	35 Washington S	50 Smith K

Game Time	UF	Score	Diff	VU
10:00	5 RIMDAL A substitution out			
10:00	4 BROUGHTON Z substitution in			
09:37				3 CAMBRIDGE J 2pt FG outside the paint, jump shot missed
09:34	15 RICKARDS N defensive rebound (5)			
09:18	1 SMITH K 2pt FG outside the paint, jump shot made (4)	<b>24-31</b>	<b>-7</b>	
08:56		<b>24-34</b>	<b>-10</b>	23 MOORE I 3pt FG , jump shot made (14)
08:35	15 RICKARDS N 3pt FG , jump shot made (11)	<b>27-34</b>	<b>-7</b>	
08:35	1 SMITH K assist (3)			
08:13				50 SMITH K 2pt FG outside the paint, turnaround jump shot missed
08:09	1 SMITH K defensive rebound (3)			
08:06	1 SMITH K 2pt FG in the paint, layup missed			
08:02	4 BROUGHTON Z offensive rebound (2)			
08:02	4 BROUGHTON Z turnover out of bounds (4)			
07:48				15 ALEXANDER B 3pt FG from turnover, jump shot missed
07:45				35 WASHINGTON S offensive rebound (7)
07:42				50 SMITH K 2pt FG from turnover second chance outside the paint, jump shot missed
07:39	25 DUT F defensive rebound (2)			
07:20	1 SMITH K turnover bad pass (3)			35 WASHINGTON S steal (1)
06:53	jump ball situation			
06:53	15 RICKARDS N steal (1)			23 MOORE I turnover lost ball (1)
06:25	15 RICKARDS N 2pt FG from turnover outside the paint, pull up jump shot made (13)	<b>29-34</b>	<b>-5</b>	
06:03	25 DUT F foul shooting (2 - 1)			35 WASHINGTON S foul drawn (2)
06:03	4 BROUGHTON Z substitution out			
06:03	25 DUT F substitution out			
06:03	00 WYCHE T substitution in			
06:03	20 WARREN J substitution in			
06:03				50 SMITH K substitution out
06:03				5 CHAMBERS Y substitution in
06:03				35 WASHINGTON S free throw 1 - 2 missed
06:03				offensive dead ball rebound (4)
06:03				35 WASHINGTON S free throw 2 - 2 missed
06:02				3 CAMBRIDGE J offensive rebound (2)
05:59				23 MOORE I 3pt FG second chance, jump shot missed
05:56	15 RICKARDS N defensive rebound (6)			
05:50	1 SMITH K 2pt FG in the paint, layup missed			
05:47				23 MOORE I defensive rebound (2)
05:25				23 MOORE I turnover lost ball (2)
05:10	12 MERRITT J foul offensive (1 - 2)			35 WASHINGTON S foul drawn (3)
05:10	12 MERRITT J turnover offensive (3)			
04:53	00 WYCHE T foul shooting (1 - 3)			5 CHAMBERS Y foul drawn (1)
04:53				Timeout media



**Vanderbilt at Florida**

03/03/22 Bridgestone Arena, Nashville  
2021-22 Women's Basketball

**Game Time:** 3:30 PM  
**Game Duration:** 2:06  
**Attendance:** 6,446

**Officials:** Cameron Inouye, Eric Brewton, Brian Garland

Game Time	UF	Score	Diff	VU
04:53	12 MERRITT J substitution out			
04:53	14 MOORE K substitution in			
04:53				35 WASHINGTON S substitution out
04:53				50 SMITH K substitution in
04:53		<b>29-35</b>	<b>-6</b>	5 CHAMBERS Y free throw 1 - 2 made (3)
04:53		<b>29-36</b>	<b>-7</b>	5 CHAMBERS Y free throw 2 - 2 made (4)
04:37	20 WARREN J 3pt FG , jump shot missed			
04:35				23 MOORE I defensive rebound (3)
04:31				5 CHAMBERS Y substitution out
04:31				35 WASHINGTON S substitution in
04:13				15 ALEXANDER B 2pt FG in the paint, layup missed
04:10	00 WYCHE T defensive rebound (4)			
04:01	1 SMITH K turnover bad pass (4)			35 WASHINGTON S steal (2)
03:42		<b>29-38</b>	<b>-9</b>	15 ALEXANDER B 2pt FG from turnover in the paint, driving layup made (14)
03:42				35 WASHINGTON S assist (3)
03:27	1 SMITH K foul drawn (2)			23 MOORE I foul personal (3 - 1)
03:27	20 WARREN J substitution out			
03:27	4 BROUGHTON Z substitution in			
03:15	jump ball situation			
03:15	1 SMITH K turnover lost ball (5)			15 ALEXANDER B steal (3)
03:06				15 ALEXANDER B 3pt FG from turnover, jump shot missed
03:01	15 RICKARDS N defensive rebound (7)			
02:56	15 RICKARDS N 3pt FG , jump shot missed			
02:51				35 WASHINGTON S defensive rebound (8)
02:50	14 MOORE K foul personal (1 - 4)			15 ALEXANDER B foul drawn (3)
02:50	Timeout media			
02:27		<b>29-40</b>	<b>-11</b>	15 ALEXANDER B 2pt FG in the paint, layup made (16)
02:27				3 CAMBRIDGE J assist (3)
02:16	1 SMITH K turnover lost ball (6)			15 ALEXANDER B steal (4)
02:16	15 RICKARDS N foul personal (1 - 5)			15 ALEXANDER B foul drawn (4)
02:16		<b>29-41</b>	<b>-12</b>	15 ALEXANDER B free throw 1 - 2 made (17)
02:16		<b>29-42</b>	<b>-13</b>	15 ALEXANDER B free throw 2 - 2 made (18)
02:16	14 MOORE K substitution out			
02:16	12 MERRITT J substitution in			
01:55	1 SMITH K 2pt FG in the paint, driving layup blocked			
01:55				35 WASHINGTON S block (2)
01:51				50 SMITH K defensive rebound (3)
01:47				15 ALEXANDER B 3pt FG , jump shot missed
01:46	1 SMITH K defensive rebound (4)			
01:44	00 WYCHE T substitution out			
01:44	25 DUT F substitution in			
01:29	15 RICKARDS N 2pt FG outside the paint, jump shot missed			
01:25				35 WASHINGTON S defensive rebound (9)
00:59				23 MOORE I 2pt FG in the paint, floating jump shot blocked
00:59	25 DUT F block (2)			
00:55	4 BROUGHTON Z defensive rebound (3)			
00:54	4 BROUGHTON Z foul drawn (1)			50 SMITH K foul shooting (1 - 2)
00:54				23 MOORE I substitution out



Official Basketball Play by Play - 3rd Period

### Vanderbilt at Florida

03/03/22 Bridgestone Arena, Nashville  
2021-22 Women's Basketball

**Game Time:** 3:30 PM  
**Game Duration:** 2:06  
**Attendance:** 6,446

**Officials:** Cameron Inouye, Eric Brewton, Brian Garland

Game Time	UF	Score	Diff	VU
00:54				13 FLOURNOY D substitution in
00:54	4 BROUGHTON Z free throw 1 - 2 made (3)	<b>30-42</b>	<b>-12</b>	
00:54	4 BROUGHTON Z free throw 2 - 2 missed			
00:53				35 WASHINGTON S defensive rebound (10)
00:38		<b>30-44</b>	<b>-14</b>	35 WASHINGTON S 2pt FG in the paint, layup made (4)
00:38				15 ALEXANDER B assist (1)
00:30	4 BROUGHTON Z foul drawn (2)			35 WASHINGTON S foul personal (1 - 3)
00:30				35 WASHINGTON S substitution out
00:30				5 CHAMBERS Y substitution in
00:15	4 BROUGHTON Z 3pt FG , jump shot made (6)	<b>33-44</b>	<b>-11</b>	
00:15	1 SMITH K assist (4)			
00:00				13 FLOURNOY D 3pt FG , jump shot missed
00:00				offensive dead ball rebound (5)
<b>END OF PERIOD</b>				
<b>UF 33-44 VU</b>				



**Vanderbilt at Florida**

03/03/22 Bridgestone Arena, Nashville  
2021-22 Women's Basketball

Game Time: 3:30 PM  
Game Duration: 2:06  
Attendance: 6,446

Officials: Cameron Inouye, Eric Brewton, Brian Garland

**Vanderbilt - 13**

NO.	Name	Min	FG			Rebounds			Fouls		TP	AS	TO	ST	Blocks		+/-
			M-A	3P	FT	OR	DR	TOT	PF	FD					BS	BA	
15	Brinae Alexander	F 10:00	2-6	0-3	2-2	0	0	0	0	2	6	1	0	2	0	0	2
35	Sacha Washington	F 09:08	1-1	0-0	0-2	1	3	4	1	2	2	1	0	2	1	0	3
50	Kaylon Smith	F 08:50	0-2	0-0	0-0	0	1	1	1	0	0	0	0	0	0	0	2
3	Jordyn Cambridge	G 10:00	0-1	0-0	0-0	1	0	1	0	0	0	1	0	0	0	0	2
23	Iyana Moore	G 09:06	1-3	1-2	0-0	0	2	2	1	0	3	0	2	0	0	1	4
5	Yaubryon Chambers	02:02	0-0	0-0	2-2	0	0	0	0	1	2	0	0	0	0	0	-1
13	De'Mauri Flournoy	00:54	0-1	0-1	0-0	0	0	0	0	0	0	0	0	0	0	0	-2
Team						0	0	0			0		0				
<b>Totals</b>			4-14	1-6	4-6	2	6	8	3	5	13	3	2	4	1	1	2

Shooting By Period		
3rd FG%	4-14	28.6%
3PT%	1-6	16.7%
FT%	4-6	66.7%
GM FG%	4-14	28.6%
3PT%	1-6	16.7%
FT%	4-6	66.7%

Dead Ball Rebounds: 2, 0

Technical Fouls::NONE

**Florida - 11**

NO.	Name	Min	FG			Rebounds			Fouls		TP	AS	TO	ST	Blocks		+/-
			M-A	3P	FT	OR	DR	TOT	PF	FD					BS	BA	
12	Jordyn Merritt	F 07:23	0-0	0-0	0-0	0	0	0	1	0	0	0	1	0	0	0	6
25	Faith Dut	F 05:41	0-0	0-0	0-0	0	1	1	1	0	0	0	0	0	1	0	6
1	Kiara Smith	G 10:00	1-4	0-0	0-0	0	2	2	0	1	2	2	4	0	0	1	-2
4	Zipporah Broughton	G 07:24	1-1	1-1	1-2	1	1	2	0	2	4	0	1	0	0	0	2
15	Nina Rickards	G 10:00	2-4	1-2	0-0	0	3	3	1	0	5	0	0	1	0	0	-2
5	Alberte Rimdal	00:00	0-0	0-0	0-0	0	0	0	0	0	0	0	0	0	0	0	0
00	Taliyah Wyche	04:19	0-0	0-0	0-0	0	1	1	1	0	0	0	0	0	0	0	-8
20	Jeriah Warren	02:36	0-1	0-1	0-0	0	0	0	0	0	0	0	0	0	0	0	-4
14	Kristina Moore	02:37	0-0	0-0	0-0	0	0	0	1	0	0	0	0	0	0	0	-8
Team						0	0	0			0		0				
<b>Totals</b>			4-10	2-4	1-2	1	8	9	5	3	11	2	6	1	1	1	-2

Shooting By Period		
3rd FG%	4-10	40.0%
3PT%	2-4	50.0%
FT%	1-2	50%
GM FG%	4-10	40.0%
3PT%	2-4	50.0%
FT%	1-2	50.0%

Dead Ball Rebounds: 0, 0

Technical Fouls::NONE

	VU	UF	Points from		VU	UF	Period by Period Scoring							
Biggest lead	14 (3 <sup>rd</sup> 0:38)	0 (1 <sup>st</sup> 10:00)	Turnovers	6	2	1st	2nd	3rd	4th	TOT				
Best Scoring Run	8(3 <sup>rd</sup> 2:16)	5(3 <sup>rd</sup> 6:25)	Paint	6	0	VU	16	15	13	8	52			
Lead Changes	0		Second Chance	0	0	UF	12	10	11	20	53			
Times Tied	0		Fast Breaks	0	0									
Time with Lead	09:37	00:00	Bench	2	0									

**Vanderbilt at Florida**03/03/22 Bridgestone Arena, Nashville  
2021-22 Women's Basketball

Game Time: 3:30 PM

Game Duration: 2:06

Attendance: 6,446

Officials: Cameron Inouye, Eric Brewton, Brian Garland

**Period 4****Quarter Starters:**

<b>UF</b>	1 Smith K	4 Broughton Z	11 de Oliveira E	12 Merritt J	15 Rickards N
<b>VU</b>	3 Cambridge J	15 Alexander B	23 Moore I	50 Smith K	35 Washington S

Game Time	UF	Score	Diff	VU
10:00	25 DUT F substitution out			
10:00	11 DE OLIVEIRA E substitution in			
10:00				5 CHAMBERS Y substitution out
10:00				23 MOORE I substitution in
10:00				13 FLOURNOY D substitution out
10:00				35 WASHINGTON S substitution in
09:40	15 RICKARDS N 2pt FG in the paint, layup blocked			
09:40				35 WASHINGTON S block (3)
09:40				defensive rebound (28)
09:16				15 ALEXANDER B 3pt FG , jump shot missed
09:12	4 BROUGHTON Z defensive rebound (4)			
09:09	4 BROUGHTON Z foul drawn (3)			3 CAMBRIDGE J foul shooting (2 - 1)
09:08	4 BROUGHTON Z free throw 1 - 2 made (7)	<b>34-44</b>	<b>-10</b>	
09:08	4 BROUGHTON Z free throw 2 - 2 made (8)	<b>35-44</b>	<b>-9</b>	
08:38				15 ALEXANDER B 3pt FG , jump shot missed
08:36				offensive dead ball rebound (6)
08:36				turnover shot clock (8)
08:28	1 SMITH K 2pt FG from turnover in the paint, pull up jump shot missed			
08:25				35 WASHINGTON S defensive rebound (11)
08:13		<b>35-46</b>	<b>-11</b>	3 CAMBRIDGE J 2pt FG in the paint, driving layup made (2)
08:13	11 DE OLIVEIRA E foul shooting (1 - 1)			3 CAMBRIDGE J foul drawn (1)
08:13				3 CAMBRIDGE J free throw 1 - 1 missed
08:12	12 MERRITT J defensive rebound (4)			
08:04	1 SMITH K 2pt FG in the paint, driving layup made (6)	<b>37-46</b>	<b>-9</b>	
08:04	1 SMITH K foul drawn (3)			35 WASHINGTON S foul shooting (2 - 2)
08:04				Timeout 30 Sec
08:04	1 SMITH K free throw 1 - 1 made (7)	<b>38-46</b>	<b>-8</b>	
07:41	1 SMITH K foul personal (2 - 2)			23 MOORE I foul drawn (2)
07:23				23 MOORE I 2pt FG in the paint, layup missed
07:21	defensive rebound (35)			
06:59	12 MERRITT J 3pt FG , jump shot made (5)	<b>41-46</b>	<b>-5</b>	
06:59	15 RICKARDS N assist (1)			
06:35				23 MOORE I 3pt FG , jump shot missed
06:32	1 SMITH K defensive rebound (5)			
06:24	4 BROUGHTON Z foul drawn (4)			35 WASHINGTON S foul shooting (3 - 3)
06:24	4 BROUGHTON Z free throw 1 - 2 missed			
06:24	offensive dead ball rebound (2)			
06:24	4 BROUGHTON Z free throw 2 - 2 missed			
06:22	12 MERRITT J offensive rebound (5)			
06:22	12 MERRITT J 2pt FG second chance in the paint, layup missed			
06:20				50 SMITH K defensive rebound (4)
06:14				23 MOORE I turnover bad pass (3)



**Vanderbilt at Florida**

03/03/22 Bridgestone Arena, Nashville  
2021-22 Women's Basketball

**Game Time:** 3:30 PM  
**Game Duration:** 2:06  
**Attendance:** 6,446

**Officials:** Cameron Inouye, Eric Brewton, Brian Garland

Game Time	UF	Score	Diff	VU
05:58	1 SMITH K 2pt FG from turnover in the paint, jump shot missed			
05:55	11 DE OLIVEIRA E offensive rebound (4)			
05:53	11 DE OLIVEIRA E turnover bad pass (1)			23 MOORE I steal (1)
05:21		<b>41-48</b>	<b>-7</b>	23 MOORE I 2pt FG from turnover in the paint, layup made (16)
05:05	1 SMITH K 2pt FG outside the paint, jump shot missed			
05:02				35 WASHINGTON S defensive rebound (12)
04:48	1 SMITH K steal (1)			3 CAMBRIDGE J turnover lost ball (1)
04:42	11 DE OLIVEIRA E 2pt FG fast break from turnover in the paint, layup made (4)	<b>43-48</b>	<b>-5</b>	
04:42	1 SMITH K assist (5)			
04:35	12 MERRITT J foul personal (2 - 3)			3 CAMBRIDGE J foul drawn (2)
04:28	12 MERRITT J steal (1)			50 SMITH K turnover lost ball (1)
04:16	12 MERRITT J foul drawn (1)			50 SMITH K foul shooting (2 - 4)
04:16	1 SMITH K substitution out			
04:16	5 RIMDAL A substitution in			
04:16	12 MERRITT J free throw 1 - 2 made (6)	<b>44-48</b>	<b>-4</b>	
04:16	12 MERRITT J free throw 2 - 2 made (7)	<b>45-48</b>	<b>-3</b>	
03:46				50 SMITH K 2pt FG outside the paint, jump shot missed
03:43	12 MERRITT J defensive rebound (6)			
03:30	15 RICKARDS N turnover lost ball (4)			3 CAMBRIDGE J steal (4)
03:26	12 MERRITT J foul drawn (2)			3 CAMBRIDGE J foul offensive (3 - 5)
03:26				3 CAMBRIDGE J turnover offensive (2)
03:18	4 BROUGHTON Z 2pt FG from turnover outside the paint, jump shot made (10)	<b>47-48</b>	<b>-1</b>	
03:00				15 ALEXANDER B turnover bad pass (1)
02:44	5 RIMDAL A 3pt FG from turnover, jump shot missed			
02:41	15 RICKARDS N offensive rebound (8)			
02:33	4 BROUGHTON Z 2pt FG from turnover second chance in the paint, jump shot blocked			
02:33				23 MOORE I block (1)
02:27				23 MOORE I defensive rebound (4)
02:10				35 WASHINGTON S 2pt FG in the paint, jump shot blocked
02:10	12 MERRITT J block (2)			
02:08				offensive rebound (33)
02:04				35 WASHINGTON S 2pt FG second chance in the paint, turnaround jump shot missed
02:01	5 RIMDAL A defensive rebound (4)			
01:53	12 MERRITT J 3pt FG , jump shot missed			
01:52				50 SMITH K defensive rebound (5)
01:52				Timeout 30 Sec
01:30		<b>47-50</b>	<b>-3</b>	35 WASHINGTON S 2pt FG in the paint, layup made (6)
01:30				3 CAMBRIDGE J assist (4)
01:17	4 BROUGHTON Z 2pt FG in the paint, floating jump shot made (12)	<b>49-50</b>	<b>-1</b>	
00:46	5 RIMDAL A foul shooting (2 - 4)			3 CAMBRIDGE J foul drawn (3)
00:46		<b>49-51</b>	<b>-2</b>	3 CAMBRIDGE J free throw 1 - 2 made (3)
00:46		<b>49-52</b>	<b>-3</b>	3 CAMBRIDGE J free throw 2 - 2 made (4)
00:46	Timeout 60 Sec			
00:46				50 SMITH K substitution out
00:46				12 WASHINGTON D substitution in
00:37	4 BROUGHTON Z 2pt FG in the paint, layup made (14)	<b>51-52</b>	<b>-1</b>	





**Vanderbilt at Florida**

03/03/22 Bridgestone Arena, Nashville  
2021-22 Women's Basketball

**Game Time:** 3:30 PM  
**Game Duration:** 2:06  
**Attendance:** 6,446

**Officials:** Cameron Inouye, Eric Brewton, Brian Garland

Game Time	UF	Score	Diff	VU
00:16				3 CAMBRIDGE J 2pt FG in the paint, jump shot missed
00:14				35 WASHINGTON S offensive rebound (13)
00:11	12 MERRITT J foul shooting (3 - 5)			35 WASHINGTON S foul drawn (4)
00:11				35 WASHINGTON S free throw 1 - 2 missed
00:11				offensive dead ball rebound (7)
00:11				35 WASHINGTON S free throw 2 - 2 missed
00:11	11 DE OLIVEIRA E defensive rebound (5)			
00:11	Timeout 30 Sec			
00:08	15 RICKARDS N foul drawn (2)			3 CAMBRIDGE J foul shooting (4 - 6)
00:08	15 RICKARDS N free throw 1 - 2 made (14)	<b>52-52</b>	<b>0</b>	
00:08	15 RICKARDS N free throw 2 - 2 made (15)	<b>53-52</b>	<b>1</b>	
00:08				Timeout 60 Sec
00:08	5 RIMDAL A substitution out			
00:08	20 WARREN J substitution in			
00:08				12 WASHINGTON D substitution out
00:08				50 SMITH K substitution in
00:01				23 MOORE I 2pt FG in the paint, layup blocked
00:01	12 MERRITT J block (3)			
00:00				offensive rebound (36)
00:00	11 DE OLIVEIRA E substitution out			
00:00	00 WYCHE T substitution in			
00:00	Timeout 30 Sec			
<b>END OF GAME</b>				
<b>UF 53-52 VU</b>				



### Vanderbilt at Florida

03/03/22 Bridgestone Arena, Nashville  
2021-22 Women's Basketball

Game Time: 3:30 PM  
Game Duration: 2:06  
Attendance: 6,446

Officials: Cameron Inouye, Eric Brewton, Brian Garland

#### Vanderbilt - 8

NO.	Name	F	Min	FG			Rebounds			Fouls		TP	AS	TO	ST	Blocks		+/-
				M-A	3P	FT	OR	DR	TOT	PF	FD					BS	BA	
15	Brinae Alexander	F	10:00	0-2	0-2	0-0	0	0	0	0	0	0	1	0	0	0	-12	
35	Sacha Washington	F	10:00	1-3	0-0	0-2	1	2	3	2	1	2	0	0	0	1	-12	
50	Kaylon Smith	F	09:21	0-1	0-0	0-0	0	2	2	1	0	0	0	1	0	0	-8	
3	Jordyn Cambridge	G	10:00	1-2	0-0	2-3	0	0	0	3	3	4	1	2	1	0	-12	
23	Iyana Moore	G	10:00	1-4	0-1	0-0	0	1	1	0	1	2	0	1	1	1	-12	
5	Yaubryon Chambers		00:00	0-0	0-0	0-0	0	0	0	0	0	0	0	0	0	0	0	
13	De'Mauri Flournoy		00:00	0-0	0-0	0-0	0	0	0	0	0	0	0	0	0	0	0	
12	Demi Washington		00:39	0-0	0-0	0-0	0	0	0	0	0	0	0	0	0	0	-4	
Team							2	1	3			0		1				
<b>Totals</b>				3-12	0-3	2-5	3	6	9	6	5	8	1	6	2	2	2	-12

Shooting By Period		
4 <sup>th</sup> FG%	3-12	25.0%
3PT%	0-3	0.0%
FT%	2-5	40%
GM FG%	3-12	25.0%
3PT%	0-3	0.0%
FT%	2-5	40.0%

Dead Ball Rebounds: 2, 0

Technical Fouls::NONE

#### Florida - 20

NO.	Name	F	Min	FG			Rebounds			Fouls		TP	AS	TO	ST	Blocks		+/-
				M-A	3P	FT	OR	DR	TOT	PF	FD					BS	BA	
12	Jordyn Merritt	F	10:00	1-3	1-2	2-2	1	2	3	2	2	5	0	0	1	2	0	12
25	Faith Dut	F	00:00	0-0	0-0	0-0	0	0	0	0	0	0	0	0	0	0	0	0
1	Kiara Smith	G	05:44	1-4	0-0	1-1	0	1	1	1	1	3	1	0	1	0	0	6
4	Zipporah Broughton	G	10:00	3-4	0-0	2-4	0	1	1	0	2	8	0	0	0	0	1	12
15	Nina Rickards	G	10:00	0-1	0-0	2-2	1	0	1	0	1	2	1	1	0	0	1	12
11	Emanuely de Oliveira		10:00	1-1	0-0	0-0	1	1	2	1	0	2	0	1	0	0	0	12
5	Alberte Rimdal		04:08	0-1	0-1	0-0	0	1	1	1	0	0	0	0	0	0	0	6
20	Jeriah Warren		00:08	0-0	0-0	0-0	0	0	0	0	0	0	0	0	0	0	0	0
00	Taliyah Wyche		00:00	0-0	0-0	0-0	0	0	0	0	0	0	0	0	0	0	0	0
Team							0	1	1			0		0				
<b>Totals</b>				6-14	1-3	7-9	3	7	10	5	6	20	2	2	2	2	2	12

Shooting By Period		
4 <sup>th</sup> FG%	6-14	42.9%
3PT%	1-3	33.3%
FT%	7-9	77.8%
GM FG%	6-14	42.9%
3PT%	1-3	33.3%
FT%	7-9	77.8%

Dead Ball Rebounds: 1, 0

Technical Fouls::NONE

	VU	UF
Biggest lead	11 (4 <sup>th</sup> 9:40)	1 (4 <sup>th</sup> 0:08)
Best Scoring Run	2(4 <sup>th</sup> 8:13)	6(4 <sup>th</sup> 6:59)
Lead Changes	1	
Times Tied	1	
Time with Lead	09:32	00:08

Points from	VU	UF
Turnovers	2	6
Paint	6	8
Second Chance	0	0
Fast Breaks	0	2
Bench	0	2

	Period by Period Scoring				
	1st	2nd	3rd	4th	TOT
VU	16	15	13	8	52
UF	12	10	11	20	53



**Vanderbilt at Florida**

03/03/22 Bridgestone Arena, Nashville  
2021-22 Women's Basketball

Game Time: 3:30 PM  
Game Duration: 2:06  
Attendance: 6,446

Officials: Cameron Inouye, Eric Brewton, Brian Garland

**Vanderbilt - 21**

NO.	Name	Min	FG			Rebounds			Fouls		TP	AS	TO	ST	Blocks		+/-
			M-A	3P	FT	OR	DR	TOT	PF	FD					BS	BA	
15	Brinae Alexander	F 20:00	2-8	0-5	2-2	0	0	0	0	2	6	1	1	2	0	0	-10
35	Sacha Washington	F 19:08	2-4	0-0	0-4	2	5	7	3	3	4	1	0	2	2	1	-9
50	Kaylon Smith	F 18:11	0-3	0-0	0-0	0	3	3	2	0	0	0	1	0	0	0	-6
3	Jordyn Cambridge	G 20:00	1-3	0-0	2-3	1	0	1	3	3	4	2	2	1	0	0	-10
23	Iyana Moore	G 19:06	2-7	1-3	0-0	0	3	3	1	1	5	0	3	1	1	2	-8
5	Yaubryon Chambers	02:02	0-0	0-0	2-2	0	0	0	0	1	2	0	0	0	0	0	-1
13	De'Mauri Flournoy	00:54	0-1	0-1	0-0	0	0	0	0	0	0	0	0	0	0	0	-2
12	Demi Washington	00:39	0-0	0-0	0-0	0	0	0	0	0	0	0	0	0	0	0	-4
Team						2	1	3			0			1			
<b>Totals</b>			7-26	1-9	6-11	5	12	17	9	10	21	4	8	6	3	3	-10

Shooting By Period		
3 <sup>rd</sup> FG%	4-14	28.6%
3PT%	1-6	16.7%
FT%	4-6	66.7%
4 <sup>th</sup> FG%	3-12	25.0%
3PT%	0-3	0.0%
FT%	2-5	40%
GM FG%	7-26	26.9%
3PT%	1-9	11.1%
FT%	6-11	54.5%

Dead Ball Rebounds: 4, 0

Technical Fouls::NONE

**Florida - 31**

NO.	Name	Min	FG			Rebounds			Fouls		TP	AS	TO	ST	Blocks		+/-
			M-A	3P	FT	OR	DR	TOT	PF	FD					BS	BA	
12	Jordyn Merritt	F 17:23	1-3	1-2	2-2	1	2	3	3	2	5	0	1	1	2	0	18
25	Faith Dut	F 05:41	0-0	0-0	0-0	0	1	1	1	0	0	0	0	0	1	0	6
1	Kiara Smith	G 15:44	2-8	0-0	1-1	0	3	3	1	2	5	3	4	1	0	1	4
4	Zipporah Broughton	G 17:24	4-5	1-1	3-6	1	2	3	0	4	12	0	1	0	0	1	14
15	Nina Rickards	G 20:00	2-5	1-2	2-2	1	3	4	1	1	7	1	1	1	0	1	10
00	Taliyah Wyche	04:19	0-0	0-0	0-0	0	1	1	1	0	0	0	0	0	0	0	-8
20	Jeriah Warren	02:44	0-1	0-1	0-0	0	0	0	0	0	0	0	0	0	0	0	-4
14	Kristina Moore	02:37	0-0	0-0	0-0	0	0	0	1	0	0	0	0	0	0	0	-8
11	Emanuely de Oliveira	10:00	1-1	0-0	0-0	1	1	2	1	0	2	0	1	0	0	0	12
5	Alberte Rimdal	04:08	0-1	0-1	0-0	0	1	1	1	0	0	0	0	0	0	0	6
Team						0	1	1			0			0			
<b>Totals</b>			10-24	3-7	8-11	4	15	19	10	9	31	4	8	3	3	3	10

Shooting By Period		
3 <sup>rd</sup> FG%	4-10	40.0%
3PT%	2-4	50.0%
FT%	1-2	50%
4 <sup>th</sup> FG%	6-14	42.9%
3PT%	1-3	33.3%
FT%	7-9	77.8%
GM FG%	10-24	41.7%
3PT%	3-7	42.9%
FT%	8-11	72.7%

Dead Ball Rebounds: 1, 0

Technical Fouls::NONE

	VU	UF
Biggest lead	14 (3 <sup>rd</sup> 0:38)	1 (4 <sup>th</sup> 0:08)
Best Scoring Run	8(3 <sup>rd</sup> 2:16)	6(4 <sup>th</sup> 6:59)
Lead Changes	1	
Times Tied	1	
Time with Lead	19:29	00:08

Points from	VU	UF
Turnovers	8	8
Paint	12	8
Second Chance	0	0
Fast Breaks	0	2
Bench	2	2

	Period by Period Scoring				
	1st	2nd	3rd	4th	TOT
VU	16	15	13	8	52
UF	12	10	11	20	53



**Vanderbilt at Florida**

03/03/22 Bridgestone Arena, Nashville  
2021-22 Women's Basketball

**Game Time:** 3:30 PM  
**Game Duration:** 2:06  
**Attendance:** 6,446

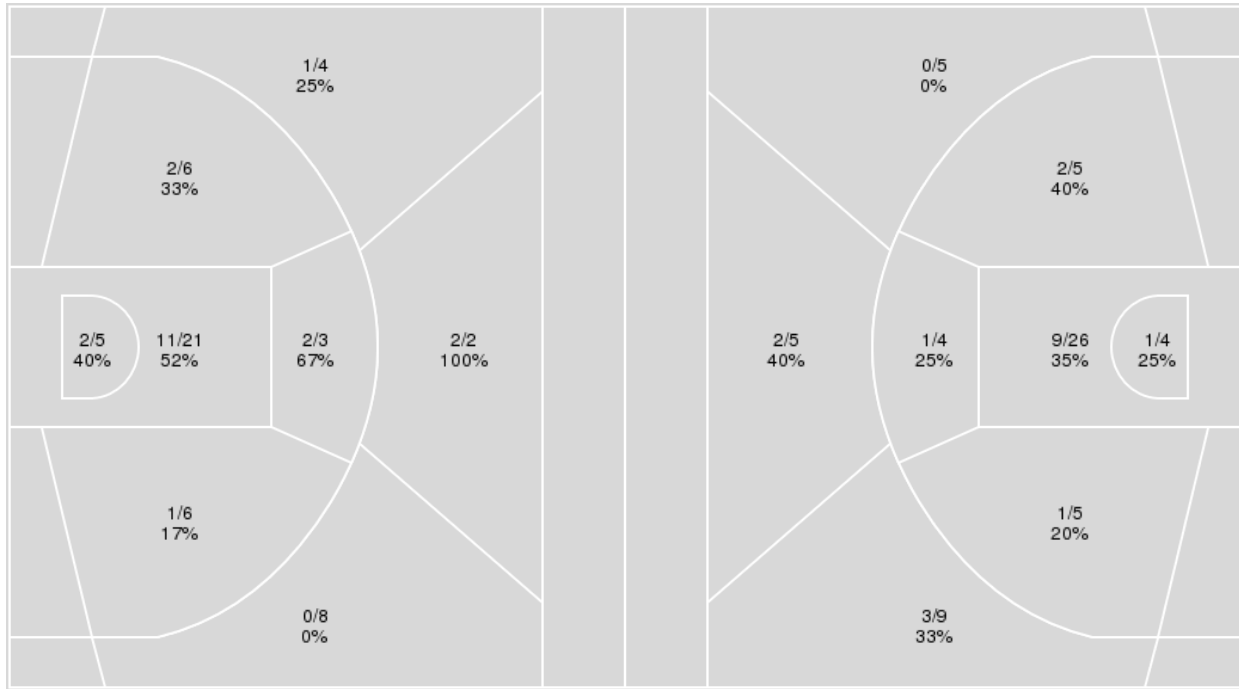
**Officials:** Cameron Inouye, Eric Brewton, Brian Garland

{ Players => 00, 1, 2, 3, 4, 5, 11, 12, 13, 14, 15, 20, 22, 25; } FG Types  
=> All; Results => All;

{ Players => 3, 5, 11, 12, 13, 14, 15, 21, 22, 23, 33, 35, 50; } FG Types  
=> All; Results => All;

**Florida**

**Vanderbilt**



Florida	M/A	%
Field Goals	21/55	38
2 Points	18/41	44
3 Points	3/14	21
Free Throws	8/12	67

Vanderbilt	M/A	%
Field Goals	19/63	30
2 Points	14/44	32
3 Points	5/19	26
Free Throws	9/14	64



**Vanderbilt at Florida**

03/03/22 Bridgestone Arena, Nashville  
2021-22 Women's Basketball

Game Time: 3:30 PM  
Game Duration: 2:06  
Attendance: 6,446

Officials: Cameron Inouye, Eric Brewton, Brian Garland

**Vanderbilt**

No	Name	Mins		Score		Points Diff		Points per Min		Assists		Rebounds		Steals		Turnovers	
		On	Off	On	Off	On	Off	On	Off	On	Off	On	Off	On	Off	On	Off
3	Jordyn Cambridge	38:05	01:55	50 - 51	2 - 2	-1	0	1.31	1.04	11	0	35	1	12	1	13	0
5	Yaubryon Chambers	08:14	31:46	8 - 15	44 - 38	-7	6	0.97	1.39	2	9	7	29	2	11	4	9
12	Demi Washington	03:30	36:30	3 - 6	49 - 47	-3	2	0.86	1.34	1	10	5	31	0	13	2	11
13	De'Mauri Flournoy	09:54	30:06	13 - 18	39 - 35	-5	4	1.31	1.30	4	7	9	27	3	10	3	10
15	Brinae Alexander	35:10	04:50	43 - 47	9 - 6	-4	3	1.22	1.86	8	3	29	7	11	2	11	2
21	Bella LaChance	01:27	38:33	2 - 2	50 - 51	0	-1	1.38	1.30	1	10	1	35	2	11	1	12
23	Iyana Moore	35:24	04:36	48 - 41	4 - 12	7	-8	1.36	0.87	9	2	34	2	11	2	11	2
35	Sacha Washington	35:54	04:06	44 - 46	8 - 7	-2	1	1.23	1.95	9	2	31	5	11	2	12	1
50	Kaylon Smith	32:22	07:38	49 - 39	3 - 14	10	-11	1.51	0.39	10	1	29	7	13	0	8	5

**Florida**

No	Name	Mins		Score		Points Diff		Points per Min		Assists		Rebounds		Steals		Turnovers	
		On	Off	On	Off	On	Off	On	Off	On	Off	On	Off	On	Off	On	Off
00	Taliyah Wyche	13:51	26:09	12 - 20	41 - 32	-8	9	0.87	1.57	4	6	17	25	0	5	9	12
1	Kiara Smith	35:44	04:16	43 - 48	10 - 4	-5	6	1.20	2.34	10	0	38	4	5	0	20	1
4	Zipporah Broughton	29:43	10:17	41 - 39	12 - 13	2	-1	1.38	1.17	7	3	29	13	5	0	15	6
5	Alberte Rimdal	18:02	21:58	26 - 22	27 - 30	4	-3	1.44	1.23	4	6	22	20	1	4	9	12
11	Emanuel de Oliveira	17:57	22:03	28 - 23	25 - 29	5	-4	1.56	1.13	5	5	17	25	2	3	5	16
12	Jordyn Merritt	29:26	10:34	45 - 29	8 - 23	16	-15	1.53	0.76	7	3	33	9	5	0	15	6
14	Kristina Moore	02:37	37:23	0 - 8	53 - 44	-8	9	0.00	1.42	0	10	2	40	0	5	3	18
15	Nina Rickards	33:47	06:13	49 - 43	4 - 9	6	-5	1.45	0.64	9	1	35	7	4	1	17	4
20	Jeriah Warren	02:44	37:16	0 - 4	53 - 48	-4	5	0.00	1.42	0	10	2	40	0	5	2	19
25	Faith Dut	16:09	23:51	21 - 24	32 - 28	-3	4	1.30	1.34	4	6	15	27	3	2	10	11



**Vanderbilt at Florida**

03/03/22 Bridgestone Arena, Nashville  
2021-22 Women's Basketball

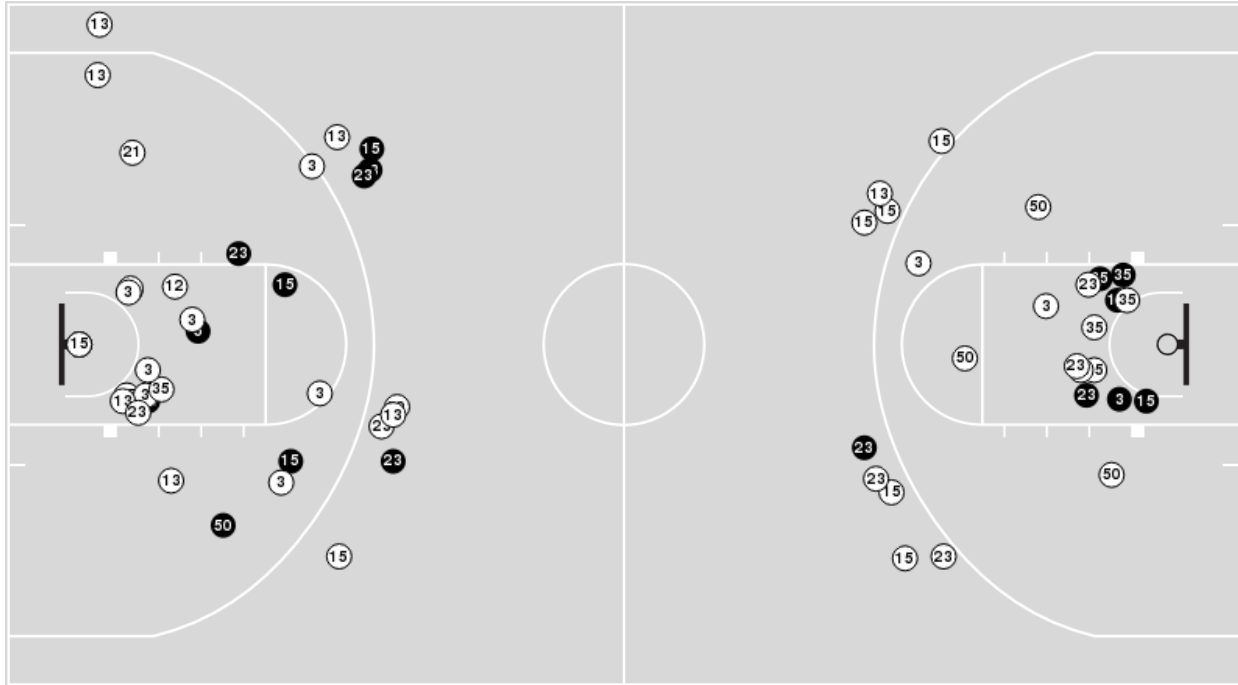
Game Time: 3:30 PM  
Game Duration: 2:06  
Attendance: 6,446

Officials: Cameron Inouye, Eric Brewton, Brian Garland

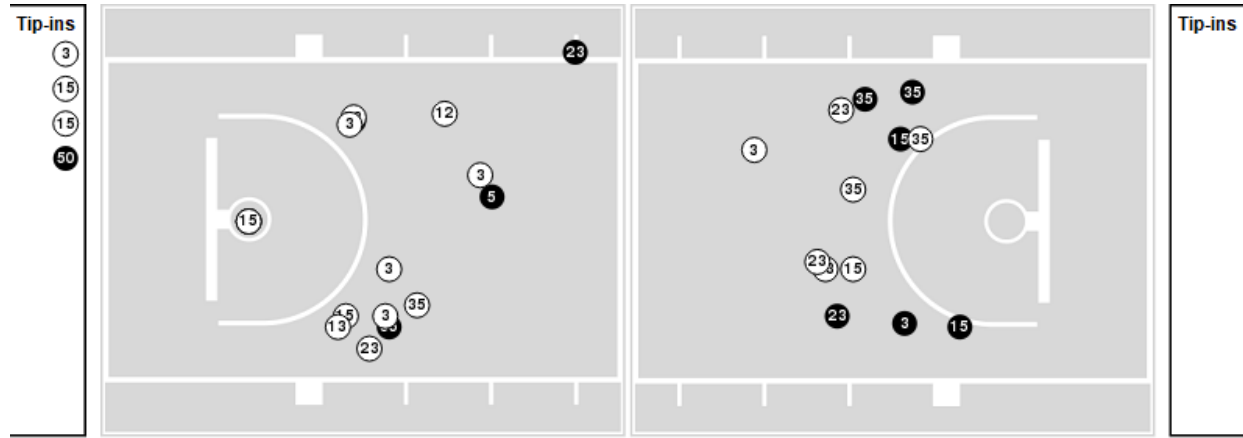
Players => 3, 5, 11, 12, 13, 14, 15, 21, 22, 23, 33, 35, 50 FG Types=>All Results=>All

**Vanderbilt**

**All Field Goals**



**Blow Up Chart**



● Made    ○ Missed    N - Player Number

Vanderbilt	M/A	%
Field Goals	19/63	30
2 Points	14/44	32
3 Points	5/19	26
Free Throws	9/14	64

Vanderbilt	M/A	%
Points in the Paint	20 (10 / 30)	33
Fast Break Points	3 (1/1)	100
Second Chance Points	7 (3/13)	23
Effective FG%	34	



**Vanderbilt at Florida**

03/03/22 Bridgestone Arena, Nashville  
2021-22 Women's Basketball

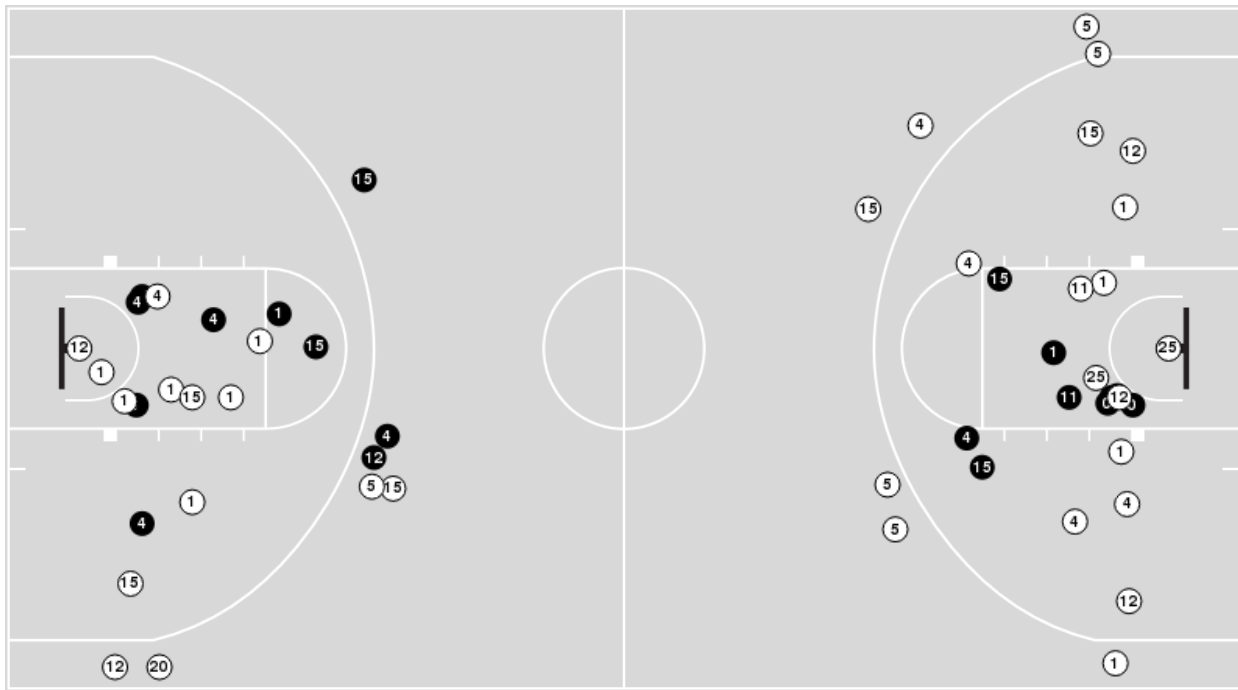
Game Time: 3:30 PM  
Game Duration: 2:06  
Attendance: 6,446

Officials: Cameron Inouye, Eric Brewton, Brian Garland

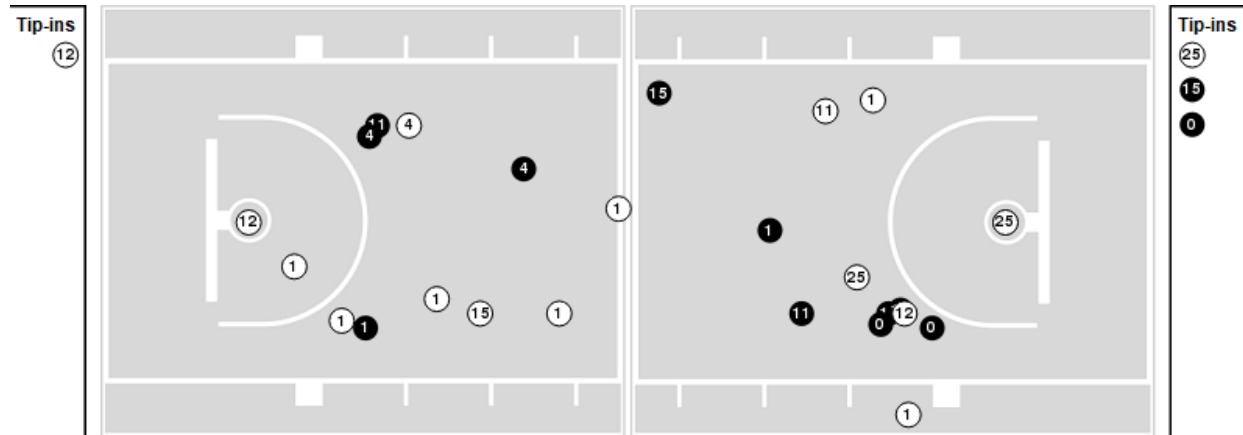
Players => 00, 1, 2, 3, 4, 5, 11, 12, 13, 14, 15, 20, 22, 25FG Types=>AllResults=>All

**Florida**

**All Field Goals**



**Blow Up Chart**



● Made    ○ Missed    N - Player Number

Florida	M/A	%
Field Goals	21/55	38
2 Points	18/41	44
3 Points	3/14	21
Free Throws	8/12	67

Florida	M/A	%
Points in the Paint	26 (13 / 26)	50
Fast Break Points	6 (3/3)	100
Second Chance Points	4 (2/7)	29
Effective FG%	41	



**Vanderbilt at Florida**

03/03/22 Bridgestone Arena, Nashville  
2021-22 Women's Basketball

**Game Time:** 3:30 PM  
**Game Duration:** 2:06  
**Attendance:** 6,446

**Officials:** Cameron Inouye, Eric Brewton, Brian Garland

**Vanderbilt**

Lineup	Quarter On	Time On	Quarter Off	Time Off	Time on Court	Score	Score Diff	Reb	Stl	Tov	Ass	PPP
3- Cambridge J/ 15- Alexander B/ 23- Moore I/ 35- Washington S/ 50- Smith K/	1	10:00	1	05:17	04:43	12-2	10	7	3	0	3	1.5228
13- Flournoy D/ 15- Alexander B/ 23- Moore I/ 35- Washington S/ 50- Smith K/	1	05:17	1	03:42	01:35	2-2	0	1	1	0	0	0.6667
3- Cambridge J/ 5- Chambers Y/ 13- Flournoy D/ 15- Alexander B/ 50- Smith K/	1	03:42	1	03:42	00:00	0-0	0	0	0	0	0	0.0000
3- Cambridge J/ 5- Chambers Y/ 13- Flournoy D/ 21- LaChance B/ 50- Smith K/	1	03:42	1	03:15	00:27	2-0	2	1	2	0	1	1.0000
3- Cambridge J/ 5- Chambers Y/ 13- Flournoy D/ 15- Alexander B/ 35- Washington S/	1	03:15	1	01:00	02:15	0-6	-6	0	0	1	0	0.0000
3- Cambridge J/ 5- Chambers Y/ 15- Alexander B/ 21- LaChance B/ 35- Washington S/	1	01:00	2	10:00	01:00	0-2	-2	0	0	1	0	0.0000
3- Cambridge J/ 15- Alexander B/ 23- Moore I/ 35- Washington S/ 50- Smith K/	2	10:00	2	07:23	02:37	2-4	-2	1	1	0	1	0.6667
3- Cambridge J/ 12- Washington D/ 15- Alexander B/ 23- Moore I/ 35- Washington S/	2	07:23	2	06:25	00:58	0-0	0	1	0	1	0	0.0000
3- Cambridge J/ 12- Washington D/ 13- Flournoy D/ 23- Moore I/ 35- Washington S/	2	06:25	2	04:49	01:36	3-2	1	3	0	1	1	1.0000
3- Cambridge J/ 12- Washington D/ 13- Flournoy D/ 23- Moore I/ 50- Smith K/	2	04:49	2	04:32	00:17	0-0	0	0	0	0	0	0.0000
3- Cambridge J/ 5- Chambers Y/ 13- Flournoy D/ 23- Moore I/ 50- Smith K/	2	04:32	2	02:02	02:30	4-4	0	3	0	1	1	0.8000
13- Flournoy D/ 15- Alexander B/ 23- Moore I/ 35- Washington S/ 50- Smith K/	2	02:02	2	01:42	00:20	0-0	0	0	0	0	0	0.0000
3- Cambridge J/ 15- Alexander B/ 23- Moore I/ 35- Washington S/ 50- Smith K/	2	01:42	3	06:03	05:39	9-7	2	3	1	1	0	1.2097
3- Cambridge J/ 5- Chambers Y/ 15- Alexander B/ 23- Moore I/ 35- Washington S/	3	06:03	3	04:53	01:10	0-0	0	2	0	1	0	0.0000
3- Cambridge J/ 5- Chambers Y/ 15- Alexander B/ 23- Moore I/ 50- Smith K/	3	04:53	3	04:31	00:22	2-0	2	1	0	0	0	2.2727
3- Cambridge J/ 15- Alexander B/ 23- Moore I/ 35- Washington S/ 50- Smith K/	3	04:31	3	00:54	03:37	6-0	6	3	3	0	2	0.8721
3- Cambridge J/ 13- Flournoy D/ 15- Alexander B/ 35- Washington S/ 50- Smith K/	3	00:54	3	00:30	00:24	2-1	1	1	0	0	1	2.0000
3- Cambridge J/ 5- Chambers Y/ 13- Flournoy D/ 15- Alexander B/ 50- Smith K/	3	00:30	4	10:00	00:30	0-3	-3	0	0	0	0	0.0000
3- Cambridge J/ 13- Flournoy D/ 15- Alexander B/ 23- Moore I/ 50- Smith K/	4	10:00	4	10:00	00:00	0-0	0	0	0	0	0	0.0000
3- Cambridge J/ 15- Alexander B/ 23- Moore I/ 35- Washington S/ 50- Smith K/	4	10:00	4	00:46	09:13	8-16	-8	7	2	6	1	0.4902
3- Cambridge J/ 12- Washington D/ 15- Alexander B/ 23- Moore I/ 35- Washington S/	4	00:46	4	00:08	00:39	0-4	-4	1	0	0	0	0.0000
3- Cambridge J/ 15- Alexander B/ 23- Moore I/ 35- Washington S/ 50- Smith K/	4	00:08	4	00:00	00:08	0-0	0	1	0	0	0	0.0000





**Vanderbilt at Florida**

03/03/22 Bridgestone Arena, Nashville  
2021-22 Women's Basketball

**Game Time:** 3:30 PM  
**Game Duration:** 2:06  
**Attendance:** 6,446

**Officials:** Cameron Inouye, Eric Brewton, Brian Garland

**Florida**

Lineup	Quarter On	Time On	Quarter Off	Time Off	Time on Court	Score	Score Diff	Reb	Stl	Tov	Ass	PPP
1- Smith K/ 4- Broughton Z/ 12- Merritt J/ 15- Rickards N/ 25- Dut F/	1	10:00	1	08:39	01:21	0-6	-6	0	0	2	0	0.0000
1- Smith K/ 4- Broughton Z/ 5- Rimdal A/ 12- Merritt J/ 25- Dut F/	1	08:39	1	07:44	00:55	0-2	-2	2	0	1	0	0.0000
00- Wyche T/ 1- Smith K/ 4- Broughton Z/ 5- Rimdal A/ 11- de Oliveira E/	1	07:44	1	05:17	02:27	2-4	-2	2	0	1	0	0.4000
00- Wyche T/ 1- Smith K/ 5- Rimdal A/ 11- de Oliveira E/ 15- Rickards N/	1	05:17	1	03:42	01:35	2-2	0	3	0	1	1	0.5814
00- Wyche T/ 1- Smith K/ 5- Rimdal A/ 12- Merritt J/ 15- Rickards N/	1	03:42	1	03:36	00:06	0-0	0	1	0	2	0	0.0000
1- Smith K/ 5- Rimdal A/ 12- Merritt J/ 15- Rickards N/ 25- Dut F/	1	03:36	1	01:00	02:36	6-2	4	5	0	1	0	1.5000
1- Smith K/ 4- Broughton Z/ 12- Merritt J/ 15- Rickards N/ 25- Dut F/	1	01:00	2	10:00	01:00	2-0	2	0	1	1	1	1.0000
00- Wyche T/ 1- Smith K/ 4- Broughton Z/ 12- Merritt J/ 15- Rickards N/	2	10:00	2	07:23	02:37	4-2	2	5	0	1	1	1.0000
1- Smith K/ 4- Broughton Z/ 5- Rimdal A/ 12- Merritt J/ 15- Rickards N/	2	07:23	2	07:23	00:00	0-0	0	0	0	0	0	0.0000
1- Smith K/ 4- Broughton Z/ 5- Rimdal A/ 12- Merritt J/ 25- Dut F/	2	07:23	2	04:49	02:34	2-3	-1	2	1	2	1	0.5000
00- Wyche T/ 1- Smith K/ 4- Broughton Z/ 5- Rimdal A/ 11- de Oliveira E/	2	04:49	2	04:32	00:17	0-0	0	1	0	0	0	0.0000
00- Wyche T/ 1- Smith K/ 5- Rimdal A/ 11- de Oliveira E/ 15- Rickards N/	2	04:32	2	02:02	02:30	4-4	0	1	0	0	2	1.0000
1- Smith K/ 4- Broughton Z/ 11- de Oliveira E/ 15- Rickards N/ 25- Dut F/	2	02:02	2	00:54	01:08	0-5	-5	0	0	1	0	0.0000
1- Smith K/ 5- Rimdal A/ 12- Merritt J/ 15- Rickards N/ 25- Dut F/	2	00:54	3	10:00	00:54	0-1	-1	1	0	0	0	0.0000
1- Smith K/ 4- Broughton Z/ 12- Merritt J/ 15- Rickards N/ 25- Dut F/	3	10:00	3	06:03	03:57	7-3	4	4	1	2	1	1.4000
00- Wyche T/ 1- Smith K/ 12- Merritt J/ 15- Rickards N/ 20- Warren J/	3	06:03	3	04:53	01:10	0-0	0	1	0	1	0	0.0000
00- Wyche T/ 1- Smith K/ 14- Moore K/ 15- Rickards N/ 20- Warren J/	3	04:53	3	03:27	01:26	0-4	-4	1	0	1	0	0.0000
00- Wyche T/ 1- Smith K/ 4- Broughton Z/ 14- Moore K/ 15- Rickards N/	3	03:27	3	02:16	01:11	0-4	-4	1	0	2	0	0.0000
00- Wyche T/ 1- Smith K/ 4- Broughton Z/ 12- Merritt J/ 15- Rickards N/	3	02:16	3	01:44	00:32	0-0	0	1	0	0	0	0.0000
1- Smith K/ 4- Broughton Z/ 12- Merritt J/ 15- Rickards N/ 25- Dut F/	3	01:44	4	10:00	01:44	4-2	2	1	0	0	1	1.3889
1- Smith K/ 4- Broughton Z/ 11- de Oliveira E/ 12- Merritt J/ 15- Rickards N/	4	10:00	4	04:16	05:44	10-4	6	6	2	1	2	1.0870
4- Broughton Z/ 5- Rimdal A/ 11- de Oliveira E/ 12- Merritt J/ 15- Rickards N/	4	04:16	4	00:08	04:08	10-4	6	4	0	1	0	1.2887
4- Broughton Z/ 11- de Oliveira E/ 12- Merritt J/ 15- Rickards N/ 20- Warren J/	4	00:08	4	00:00	00:08	0-0	0	0	0	0	0	0.0000
00- Wyche T/ 4- Broughton Z/ 12- Merritt J/ 15- Rickards N/ 20- Warren J/	4	00:00	4	00:00	00:00	0-0	0	0	0	0	0	0.0000



**Vanderbilt at Florida**

03/03/22 Bridgestone Arena, Nashville  
2021-22 Women's Basketball

**Game Time:** 3:30 PM  
**Game Duration:** 2:06  
**Attendance:** 6,446

**Officials:** Cameron Inouye, Eric Brewton, Brian Garland

**Vanderbilt**

Lineup	Time	Score	Score Diff	Pts/Min	Reb	Stl	Tov	Ass	PPP
3- Cambridge J/ 15- Alexander B/ 23- Moore I/ 35- Washington S/ 50- Smith K/	25:57	37-29	8	1.4258	22	10	7	7	0.8911
3- Cambridge J/ 5- Chambers Y/ 13- Flournoy D/ 23- Moore I/ 50- Smith K/	02:30	4-4	0	1.6000	3	0	1	1	0.8000
3- Cambridge J/ 5- Chambers Y/ 13- Flournoy D/ 15- Alexander B/ 35- Washington S/	02:15	0-6	-6	0.0000	0	0	1	0	0.0000
13- Flournoy D/ 15- Alexander B/ 23- Moore I/ 35- Washington S/ 50- Smith K/	01:55	2-2	0	1.0435	1	1	0	0	0.6667
3- Cambridge J/ 12- Washington D/ 15- Alexander B/ 23- Moore I/ 35- Washington S/	01:37	0-4	-4	0.0000	2	0	1	0	0.0000
3- Cambridge J/ 12- Washington D/ 13- Flournoy D/ 23- Moore I/ 35- Washington S/	01:36	3-2	1	1.8750	3	0	1	1	1.0000
3- Cambridge J/ 5- Chambers Y/ 15- Alexander B/ 23- Moore I/ 35- Washington S/	01:10	0-0	0	0.0000	2	0	1	0	0.0000
3- Cambridge J/ 5- Chambers Y/ 15- Alexander B/ 21- LaChance B/ 35- Washington S/	01:00	0-2	-2	0.0000	0	0	1	0	0.0000
3- Cambridge J/ 5- Chambers Y/ 13- Flournoy D/ 15- Alexander B/ 50- Smith K/	00:30	0-3	-3	0.0000	0	0	0	0	0.0000
3- Cambridge J/ 5- Chambers Y/ 13- Flournoy D/ 21- LaChance B/ 50- Smith K/	00:27	2-0	2	4.4444	1	2	0	1	1.0000
3- Cambridge J/ 13- Flournoy D/ 15- Alexander B/ 35- Washington S/ 50- Smith K/	00:24	2-1	1	5.0000	1	0	0	1	2.0000
3- Cambridge J/ 5- Chambers Y/ 15- Alexander B/ 23- Moore I/ 50- Smith K/	00:22	2-0	2	5.4545	1	0	0	0	2.2727
3- Cambridge J/ 12- Washington D/ 13- Flournoy D/ 23- Moore I/ 50- Smith K/	00:17	0-0	0	0.0000	0	0	0	0	0.0000
3- Cambridge J/ 13- Flournoy D/ 15- Alexander B/ 23- Moore I/ 50- Smith K/	00:00	0-0	0	NaN	0	0	0	0	0.0000



**Vanderbilt at Florida**

03/03/22 Bridgestone Arena, Nashville  
2021-22 Women's Basketball

**Game Time:** 3:30 PM  
**Game Duration:** 2:06  
**Attendance:** 6,446

**Officials:** Cameron Inouye, Eric Brewton, Brian Garland

**Florida**

Lineup	Time	Score	Score Diff	Pts/Min	Reb	Stl	Tov	Ass	PPP
1- Smith K/ 4- Broughton Z/ 12- Merritt J/ 15- Rickards N/ 25- Dut F/	08:02	13-11	2	1.6183	5	2	5	3	1.0093
1- Smith K/ 4- Broughton Z/ 11- de Oliveira E/ 12- Merritt J/ 15- Rickards N/	05:44	10-4	6	1.7442	6	2	1	2	1.0870
4- Broughton Z/ 5- Rimdal A/ 11- de Oliveira E/ 12- Merritt J/ 15- Rickards N/	04:08	10-4	6	2.4194	4	0	1	0	1.2887
00- Wyche T/ 1- Smith K/ 5- Rimdal A/ 11- de Oliveira E/ 15- Rickards N/	04:05	6-6	0	1.4694	4	0	1	3	0.8065
1- Smith K/ 5- Rimdal A/ 12- Merritt J/ 15- Rickards N/ 25- Dut F/	03:30	6-3	3	1.7143	6	0	1	0	1.2000
1- Smith K/ 4- Broughton Z/ 5- Rimdal A/ 12- Merritt J/ 25- Dut F/	03:29	2-5	-3	0.5742	4	1	3	1	0.4000
00- Wyche T/ 1- Smith K/ 4- Broughton Z/ 12- Merritt J/ 15- Rickards N/	03:09	4-2	2	1.2698	6	0	1	1	0.8000
00- Wyche T/ 1- Smith K/ 4- Broughton Z/ 5- Rimdal A/ 11- de Oliveira E/	02:44	2-4	-2	0.7317	3	0	1	0	0.4000
00- Wyche T/ 1- Smith K/ 14- Moore K/ 15- Rickards N/ 20- Warren J/	01:26	0-4	-4	0.0000	1	0	1	0	0.0000
00- Wyche T/ 1- Smith K/ 4- Broughton Z/ 14- Moore K/ 15- Rickards N/	01:11	0-4	-4	0.0000	1	0	2	0	0.0000
00- Wyche T/ 1- Smith K/ 12- Merritt J/ 15- Rickards N/ 20- Warren J/	01:10	0-0	0	0.0000	1	0	1	0	0.0000
1- Smith K/ 4- Broughton Z/ 11- de Oliveira E/ 15- Rickards N/ 25- Dut F/	01:08	0-5	-5	0.0000	0	0	1	0	0.0000
4- Broughton Z/ 11- de Oliveira E/ 12- Merritt J/ 15- Rickards N/ 20- Warren J/	00:08	0-0	0	0.0000	0	0	0	0	0.0000
00- Wyche T/ 1- Smith K/ 5- Rimdal A/ 12- Merritt J/ 15- Rickards N/	00:06	0-0	0	0.0000	1	0	2	0	0.0000
1- Smith K/ 4- Broughton Z/ 5- Rimdal A/ 12- Merritt J/ 15- Rickards N/	00:00	0-0	0	NaN	0	0	0	0	0.0000
00- Wyche T/ 4- Broughton Z/ 12- Merritt J/ 15- Rickards N/ 20- Warren J/	00:00	0-0	0	NaN	0	0	0	0	0.0000