



# CRIMSON TIDE

BASKETBALL

11 NCAA TOURNAMENT APPEARANCES » 6 NCAA SWEET 16s » 1 NCAA FINAL FOUR » 6 ALL-AMERICANS

## GAME 22

### ALABAMA **AT** VANDERBILT

FEB. 6, 2022 / 2:02 P.M. CT / NASHVILLE, TENN.  
MEMORIAL GYMNASIUM (10,523)

**TV: SEC NETWORK**

(Play-By-Play: Tiffany Greene, Analyst: Steffi Sorensen)

**RADIO: 100.1 FM**

(Play-By-Play: Roger Hoover)

#### CRIMSON TIDE

2021-22 Record..... 11-10  
2021-22 SEC Record..... 2-8  
Head Coach..... Kristy Curry  
Record at UA (Season)..... 144-128 (9th)  
Career Record (Season)..... 453-277 (23rd)

#### COMMODORES

2021-22 Record..... 12-11  
2021-22 SEC Record..... 3-6  
Head Coach..... Shea Ralph  
Record at School (Season)..... 12-1 (1st)  
Career Record (Season)..... 12-1 (1st)

#### INSIDE THE SERIES

**Overall:** 52nd meeting (Vanderbilt leads, 34-17)

**Series Notes:** Vanderbilt leads Alabama in all-time meetings, 34-17, in a series that began in 1978. The Crimson Tide have won the last six straight games against the Commodores. In the most previous matchup, Alabama defeated Vanderbilt, 80-56, on Jan. 10, 2021 in Nashville, Tenn. Jasmine Walker dropped a game-high 25 points and grabbed a game-high 16 rebounds.

#### PROBABLE STARTERS



**Megan Abrams**  
12.4ppg, 3.1rpg  
9.7ppg, 2.7rpg

**JaMya Mingo-Young**  
11.1ppg, 6.2rpg  
11.1, 6.0rpg

**Hannah Barber**  
8.5ppg, 2.8apg  
9.7ppg, 2.7rpg

**Brittany Davis**  
15.8ppg, 7.0rpg  
15.7ppg, 6.9rpg

**Jada Rice**  
6.7ppg, 4.9rpg  
4.9ppg, 4.6rpg

(first row: season averages, second row: conference averages)

#### SOCIAL MEDIA:



Follow us on Twitter and  
Instagram @AlabamaWBB



Like us on Facebook  
at AlabamaWB

Follow **ALABAMA WOMEN'S BASKETBALL** on the social media sites listed for up-to-date news, exclusive content and more.

## 2021-22 SCHEDULE

#### NOVEMBER (6-2)

4	ALABAMA-HUNTSVILLE (EXH)		W, 87-41
9	CHARLESTON SOUTHERN	SEC Network+	W, 109-32
14	TULANE	SEC Network+	L, 69-66
17	SOUTHERN MISS	SEC Network+	W, 86-54
21	vs. Duke^	ESPN+	L, 74-71
24	MERCER	SEC Network+	W, 55-48
26	WESTERN CAROLINA	SEC Network+	W, 77-43
28	BETHUNE-COOKMAN	SEC Network	W, 89-45
30	MEMPHIS	SEC Network+	W, 71-44

#### DECEMBER (3-1)

3	HOUSTON	SEC Network+	W, 77-67
5	at Chattanooga	ESPN+	W, 80-64
13	SAM HOUSTON	SEC Network+	W, 84-50
16	at Little Rock!	ESPN+	Canceled
20	WINTHROP#	SEC Network+	Canceled
30	at No. 7/9 Tennessee*	SEC Network+	L, 62-44

#### JANUARY (2-6)

2	AUBURN*	SEC Network	W, 56-53
6	NR/RV MISSISSIPPI STATE*	SEC Network+	L, 65-62
9	at No. 15/14 Georgia*	SEC Network	L, 72-68
13	at RV/RV Ole Miss*	SEC Network+	L, 86-56
16	FLORIDA*	SEC Network+	L, 85-77
20	ARKANSAS*	SEC Network	L, 99-71
23	at Auburn*	ESPNU	W, 75-68
30	RV/NR MISSOURI*	SEC Network	L, 77-61

#### FEBRUARY (0-1)

3	at No. 1/1 South Carolina*	SEC Network	L, 83-51
6	at Vanderbilt*	SEC Network	2 p.m.
13	KENTUCKY*	SEC Network	1 p.m.
17	TENNESSEE*	SEC Network+	6 p.m.
20	at Texas A&M*	SEC Network	5 p.m.
24	at LSU*	SEC Network+	7 p.m.
27	VANDERBILT*	SEC Network+	2 p.m.

#### MARCH

2-6	SEC Tournament%	TBD	TBD
-----	-----------------	-----	-----

^ Maggie Dixon Classic (Fort Worth, Texas)

! Canceled due to influenza in the Little Rock program

# Canceled due to COVID-19 protocol in the Alabama program  
% Nashville, Tenn.

\* Southeastern Conference game

**BOLD** indicates home game

Rankings listed are AP/Coaches

## 2021-22 ALABAMA WOMEN'S BASKETBALL ROSTER

## NUMERICAL

No.	Name	Pos.	Ht.	Cl.	Hometown (Previous School)
0	Ahriahna Grizzle	G	5-9	Jr.	Toronto, Ontario, Canada (Bill Crothers Secondary School)
1	Megan Abrams	G	5-9	Gr.	Lafayette, La. (Lafayette Christian Academy)
2	JaMya Mingo-Young	G	5-8	Jr.	Bogalusa, La. (Mississippi State)
3	Loyal McQueen*	G	5-8	So.	Florence, S.C. (Georgia Tech)
4	Taylor Sutton	G	5-4	Sr.	Atlanta, Ga. (Middle Tennessee)
5	Hannah Barber	G	5-6	Sr.	Homewood, Ala. (Homewood)
12	Allie Craig Cruce	F	6-1	Gr.	Killen, Ala. (Lauderdale County)
15	Myra Gordon	G/F	6-0	So.	Fort Worth, Texas (L.D. Bell)
23	Brittany Davis	G	5-9	Sr.	Manchester, Ga. (Gulf Coast State College)
31	Jada Rice	C	6-4	Gr.	Suwanee, Ga. (NC State)
32	Nia Daniel	G	5-10	So.	Harrisburg, N.C. (Gulf Coast State College)
33	Khyla Wade-Warren	F	6-2	So.	Selmer, Tenn. (Texas Tech)
45	Taylor Cullinan	F	6-3	Fr.	Dallas, Ga. (North Paulding HS)

## ALPHABETICAL

No.	Name	Pos.	Ht.	Cl.	Hometown (Previous School)
1	Megan Abrams	G	5-9	Gr.	Lafayette, La. (Lafayette Christian Academy)
5	Hannah Barber	G	5-6	Sr.	Homewood, Ala. (Homewood)
12	Allie Craig Cruce	F	6-1	Gr.	Killen, Ala. (Lauderdale County)
45	Taylor Cullinan	F	6-3	Fr.	Dallas, Ga. (North Paulding HS)
32	Nia Daniel	G	5-10	Jr.	Harrisburg, N.C. (Gulf Coast State College)
23	Brittany Davis	G	5-9	Sr.	Manchester, Ga. (Gulf Coast State College)
15	Myra Gordon	G/F	6-0	So.	Fort Worth, Texas (L.D. Bell)
0	Ahriahna Grizzle	G	5-9	Jr.	Toronto, Ontario, Canada (Bill Crothers Secondary School)
3	Loyal McQueen*	G	5-8	So.	Florence, S.C. (Georgia Tech)
2	JaMya Mingo-Young	G	5-8	Jr.	Bogalusa, La. (Mississippi State)
31	Jada Rice	C	6-4	Gr.	Suwanee, Ga. (NC State)
4	Taylor Sutton	G	5-4	Sr.	Atlanta, Ga. (Middle Tennessee)
33	Khyla Wade-Warren	F	6-2	So.	Selmer, Tenn. (Texas Tech)

## PRONUNCIATIONS

#0	AHRIAHNA	Grizzle	ah-ree-AH-nah
#2	JAMYA	Mingo-Young	juh-MY-uh
#12	Allie Craig	CRUCE	Kroose
#15	MYRA	Gordon	MY-ruh
#32	NIA	Daniel	knee-uh
#33	KHYLA	Wade-Warren	KIE-luh
#45	Taylor	CULLINAN	CULL-ih-nen

\*Enrolled in January 2022, and will be eligible to play in fall of 2022

All 13 Alabama women's basketball players have eligibility to return for the 2022-23 season

## BY THE NUMBERS

## GRADUATE STUDENTS (3)

Allie Craig Cruce  
Jada Rice  
Megan Abrams

## SENIORS (3)

Hannah Barber  
Brittany Davis  
Taylor Sutton

## JUNIORS (2)

Ahriahna Grizzle  
JaMya Mingo-Young

## SOPHOMORES (4)

Nia Daniel  
Myra Gordon  
Loyal McQueen  
Khyla Wade-Warren

## FRESHMEN (1)

Taylor Cullinan

## RETURNING LETTERWINNERS (7)

Megan Abrams  
Hannah Barber  
Allie Craig Cruce  
Brittany Davis  
Myra Gordon  
Ahriahna Grizzle  
Taylor Sutton


## RETURNING STARTERS (2)

Megan Abrams  
Hannah Barber

## NEWCOMERS (6)

Taylor Cullinan  
Nia Daniel (Tr.)  
Loyal McQueen (Tr.)  
JaMya Mingo-Young (Tr.)  
Jada Rice (Tr.)  
Khyla Wade-Warren (Tr.)

2021-22 RADIO & TELEVISION CHART



**AHRIAHNA GRIZZLE**

**G** Jr. • 5-9  
Toronto, Canada  
Bill Crothers Secondary School



**MEGAN ABRAMS**

**G** Gr. • 5-9  
Lafayette, La.  
Lafayette Christian Academy




**JAMYA MINGO-YOUNG**

**G** Jr. • 5-8  
Loranger, La.  
Mississippi State




**LOYAL McQUEEN**

**G** So.. • 5-8  
Florence, S.C.  
Wilson HS




**TAYLOR SUTTON**

**G** Sr. • 5-4  
Atlanta, Ga.  
Middle Tennessee




**HANNAH BARBER**

**G** Sr. • 5-6  
Homewood, Ala.  
Homewood HS



**ALLIE CRAIG CRUCE**

**F** Gr. • 6-1  
Killen, Ala.  
Lauderdale County HS




**MYRA GORDON**

**G/F** So. • 6-0  
Fort Worth, Texas  
L.D. Bell HS




**BRITTANY DAVIS**

**G** Sr. • 5-9  
Manchester, Ga.  
Gulf Coast State College




**JADA RICE**

**C** Gr. • 6-4  
Suwanee, Ga.  
NC State




**NIA DANIEL**

**G** Jr. • 5-10  
Harrisburg, N.C.  
North Carolina/Gulf Coast State College



**KHYLLA WADE-WARREN**

**F** So. • 6-2  
Selmer, Tenn.  
Texas Tech



**TAYLOR CULLINAN**

**F** Fr. • 6-3  
Dallas, Ga.  
North Paulding HS



**KRISTY CURRY**  
**HEAD COACH (9TH SEASON)**

Northeast Louisiana, 1988  
Stephen F. Austin, 1994




**KELLY CURRY**  
**ASSISTANT COACH (9TH SEASON)**

Texas A&M, 1990  
Stephen F. Austin, 1993



**JANESE CONSTANTINE**  
**ASSISTANT COACH (2ND SEASON)**

Wisconsin, 2008



**ROMAN TUBNER**  
**ASSISTANT COACH (1ST SEASON)**

Centenary College, 2011



**BRIAN JOHNSON**  
**DIRECTOR OF OPERATIONS (6TH SEASON)**

Tennessee, 2016

## HEAD COACH KRISTY CURRY

## UNIVERSITY OF ALABAMA, HEAD COACH, 2013-PRESENT

Year	Record	Pct.	SEC Record	Pct.	Postseason
2013-14	14-16	.467	7-9	.438	
2014-15	13-19	.406	2-14	.125	
2015-16	15-16	.484	4-12	.250	WNIT First Round
2016-17	22-14	.611	5-11	.313	WNIT Quarterfinals
2017-18	20-14	.588	7-9	.438	WNIT Quarterfinals
2018-19	14-17	.452	5-11	.313	
2019-20	18-12	.600	8-8	.500	N/A due to COVID-19
2020-21	17-10	.630	8-8	.500	NCAA Second Round
2021-22	11-10	.524	2-8	.200	
<b>Total (9)</b>	<b>144-128</b>	<b>.530</b>	<b>49-90</b>	<b>.353</b>	

## TEXAS TECH UNIVERSITY, HEAD COACH, 2006-13

Year	Record	Pct.	Big 12 Record	Pct.	Postseason
2006-07	15-16	.484	6-10	.375	
2007-08	17-16	.515	4-12	.250	WNIT Third Round
2008-09	16-15	.516	6-10	.375	
2009-10	18-15	.545	5-11	.313	WNIT Second Round
2010-11	22-11	.667	8-8	.500	NCAA First Round
2011-12	21-14	.600	6-12	.333	WNIT Third Round
2012-13	21-11	.656	11-7	.611	NCAA First Round
<b>Total (7)</b>	<b>130-98</b>	<b>.570</b>	<b>46-70</b>	<b>.397</b>	

## PURDUE UNIVERSITY, HEAD COACH, 1999-2006

Year	Record	Pct.	Big Ten Record	Pct.	Postseason
1999-00	23-8	.742	11-5	.688	NCAA Second Round
2000-01	31-7	.816	14-2	.875	NCAA Runner Up
2001-02	24-6	.800	13-3	.813	NCAA Second Round
2002-03	29-6	.829	12-4	.750	NCAA Elite Eight
2003-04	29-4	.879	14-2	.875	NCAA Sweet 16
2004-05	17-13	.567	9-7	.563	NCAA Second Round
2005-06	26-7	.788	13-3	.813	NCAA Sweet 16
<b>Total (7)</b>	<b>179-51</b>	<b>.778</b>	<b>86-26</b>	<b>.768</b>	
<b>CAREER (23)</b>	<b>453-277</b>	<b>.621</b>	<b>189-187</b>	<b>.503</b>	

## COACHING HIGHLIGHTS

- **OVER 450 CAREER WINS**
- **10 NCAA TOURNAMENT APPEARANCES**
- **ONE NCAA FINAL FOUR**
- **TWO NCAA ELITE EIGHTS**
- **FOUR NCAA SWEET 16S**
- **SIX WNIT APPEARANCES**
- **TWO BIG TEN REGULAR-SEASON TITLES**
- **11 20-WIN SEASONS**
- **1 OF 10 COACHES IN WOMEN'S BASKETBALL HISTORY TO HAVE 100+ WINS AT THREE DIFFERENT SCHOOLS**





## ABOUT ALABAMA

- Turning the page into February, Alabama will continue its road stretch at Vanderbilt in Nashville, Tenn., Sunday, Feb. 6 for a 2:02 p.m. CT tip time.
- The Crimson Tide is 11-10 this season.
  - The Tide is 2-8 in the Southeastern Conference.
  - The Tide is 1-4 in SEC road games.
- Alabama is coming off a loss at No. 1/1 South Carolina, 83-51, Thursday, Feb. 3 in Columbia, S.C.
  - It marked Alabama's second straight loss.
- In SEC games, the Crimson Tide is shooting 36.3 percent from the field and 31.8 percent from long range, averaging 62.1 points per game.
  - In conference action, the Tide is holding its opponents to shooting 48.1 percent from the field and 35.2 percent from long range, averaging 75.0 points per game.
- In SEC games, two players are averaging double-figure scoring in Brittany Davis (15.7) and JaMya Mingo-Young (11.1).
  - Overall this season, Davis is 10th in the conference and 74th in the nation in final points (331), while she is eighth in the conference in points per game (15.8).
  - Overall this season, Both Davis and Hannah Barber are ranked in the SEC top five in three-point field goals per game with 2.38 and 2.25, respectively.
- In SEC games, Brittany Davis is leading Alabama in rebounds per game (6.9), followed closely by JaMya Mingo-Young (6.0).
  - Overall this season, Davis is 11th in the conference in rebounds (146), while she is 13th in the conference in rebounds per game (7.0).
- Alabama has used the same starting combination in all but three games this season, with those three games featuring a shuffled lineup only because of COVID-19 complications (Florida, Arkansas, at Auburn), including guards Megan Abrams, Hannah Barber, Brittany Davis and JaMya Mingo-Young and center Jada Rice.

## ABOUT VANDERBILT

- Vanderbilt is 12-11, including 3-6 in the SEC and 3-2 in SEC home games.
  - Vanderbilt is coming off a 71-56 loss at No. 14/11 Georgia Thursday, Feb. 3.
    - In that game, the Bulldogs went on a 22-9 run to close the game victoriously. Four Commodores scored in double digits, including Brinae Alexander (13), Kaylon Smith (12) and Demi Washington and Jordyn Cambridge (10).
- In SEC games, Vanderbilt is shooting 36.4 percent from the field and 33.3 percent from long range, averaging 57.3 points per game.
  - In conference action, the Gamecocks are holding its opponents to shooting 45.5 percent from the field and 31.5 percent from long range, averaging 68.1 points per game.
- In SEC games, two players are averaging double-figure scoring in Brinae Alexander (17.3) and Iyana Moore (12.4).
  - In conference action, Jordyn Cambridge is leading the team in rebounds (6.7).
- Overall this season, Vanderbilt is leading the conference and is ranked 10th nationally in steals (243), while the team is also ranked second in the conference and top 50 nationally in turnovers forced (19.57).
  - Overall this season, Jordyn Cambridge is leading the nation in steals (84) and is ranked third in the nation in steals per game (4.0).

## QUICK FACTS

### UNIVERSITY INFORMATION

Location	Tuscaloosa, Ala.
Enrollment	38,320
Founded	April 12, 1831
Nickname	Crimson Tide
Colors	Crimson and White
Conference	Southeastern
President	Dr. Stuart Bell
Director of Athletics	Greg Byrne
Senior Woman Administrator	Tiffini Grimes
Faculty Representative	Dr. James King
Facility	Coleman Coliseum
Capacity	14,474

### COACHING STAFF

#### Head Coach . . . . . Kristy Curry

Alma Mater	Northeast Louisiana, 1988
	Stephen F. Austin, 1994
Record at Alabama	144-127 (.531)
SEC Record	49-89 (.355)
Overall Record	453-276 (.621)
Season at Alabama in 2021-22	9th
Season Overall in 2021-22	23rd

#### Assistant Coach . . . . . Kelly Curry

Alma Mater	Texas A&M, 1990
Season at Alabama in 2021-22	9th

#### Assistant Coach . . . . . Janese Constantine

Alma Mater	Wisconsin, 2008
Season at Alabama in 2021-22	2nd

#### Assistant Coach . . . . . Roman Tubner

Alma Mater	Centenary College, 2011
Season at Alabama in 2021-22	1st

#### Director of Operations . . . . . Brian Johnson

Alma Mater	Tennessee, 2016
Season at Alabama in 2021-22	6th

### TEAM INFORMATION

2020-21 Overall Record	17-10
2020-21 SEC Record	8-8
SEC Finish	7th
Postseason	SEC Tournament Quarterfinals
	NCAA Tournament Second Round
Starters R/L	2/3
Letterwinners R/L	7/6
Newcomers	6
All-Time Record	802-624 (.563)
SEC Record	182-331 (.355)
Home Record	411-202 (.671)
Coleman Coliseum Record	340-159 (.681)
Foster Auditorium Record	71-43 (.623)
First Season	1974
NCAA Appearances	10 (1984, 1988, 1992-99, 2021)
NCAA Record	17-11 (.608)
WNIT Appearances	7 (2000-02, 2011, 2016-18)
WNIT Record	11-7 (.611)

### ATHLETICS COMMUNICATIONS

WBB Contact	Camiran "Cami" Moore
E-mail	cmmoore@ia.ua.edu
Cell Phone	(859) 396-0368
Mailing Address	Box 870391
	Tuscaloosa, AL 35487

## SPECIALTY STATS

	PTS OFF				
	Paint	T/O	2ndCh	FastB	Bench
Alabama	62	40	20	25	53
Charleston Southern	12	4	2	0	5
Alabama	18	21	8	8	5
Tulane	30	13	17	7	9
Alabama	44	27	21	29	22
Southern Miss	36	12	14	8	17
Alabama	30	22	19	8	12
vs. Duke	28	16	8	16	16
Alabama	22	15	7	12	8
Mercer	18	8	6	6	7
Alabama	26	25	11	21	32
Western Carolina	20	8	7	4	34
Alabama	50	30	16	24	43
Bethune-Cookman	16	12	9	5	14
Alabama	38	15	17	8	8
Memphis	20	9	4	8	17
Alabama	34	14	8	13	5
Houston	42	17	9	16	26
Alabama	52	21	16	15	25
at Chattanooga	24	11	11	4	12
Alabama	44	21	12	25	21
Sam Houston	38	9	11	8	5
Alabama	Canceled				
at Little Rock	Canceled				
Alabama	Canceled				
Winthrop	Canceled				
Alabama	16	15	6	6	9
at No. 7/9 Tennessee	34	10	14	11	15
Alabama	26	15	11	9	12
Auburn	24	5	8	9	3
Alabama	22	18	8	4	4
NR/RV Mississippi State	40	20	8	16	3
Alabama	12	23	13	4	18
at No. 15/14 Georgia	42	22	14	13	19
Alabama	22	11	4	8	14
at RV/RV Ole Miss	30	26	11	20	41
Alabama	44	16	12	13	10
Florida	42	18	17	10	27
Alabama	34	20	15	7	15
Arkansas	38	23	11	11	21
Alabama	38	16	21	8	19
at Auburn	28	18	17	4	30
Alabama	32	13	15	3	5
RV/NR Missouri	32	17	6	4	25
Alabama	24	12	11	10	10
at No. 1/1 South Carolina	54	8	17	22	32
Alabama	at Vanderbilt				
Alabama	Kentucky				
Alabama	Tennessee				
Alabama	at Texas A&M				
Alabama	at LSU				
Alabama	Vanderbilt				
Alabama Totals	690	410	271	260	350
Average/Game	32.8	19.5	12.9	12.4	16.7
Opponent Totals	648	286	221	202	378
Average/Game	30.9	13.6	10.5	9.6	18.0

## LAST TIME OUT

- The University of Alabama women's basketball team lost to the top-ranked team in the nation South Carolina, 83-51, Thursday in Columbia, S.C. The Crimson Tide fell to a 11-10 (2-8) record on the season, while the Gamecocks improved to 21-1 (9-1) in 2021-22.
- Brittany Davis had her sixth game of scoring 20-plus points, tying the game high with 20 points on 7-of-16 from the field and 3-of-7 from long range. She added a rebound and a steal in just 33 minutes of action. JaMya Mingo-Young scored nine points and grabbed a team-high 11 rebounds, while Hannah Barber tacked on eight points and grabbed a pair of boards.
- The Crimson Tide shot 27.3 percent on 18-of-66 from the field, while the Gamecocks shot 53.2 percent on 33-of-62 from the field. South Carolina, the nation's leader in rebound margin, grabbed 46 off the glass, while Alabama grabbed 34 boards.

## AS SEEN ON TV

- The Crimson Tide is eager to return to a traditional schedule for the 2021-22 season, boasting a competitive 13-game, regular-season schedule, paired with a rigorous 16-game conference schedule. Alabama's nonconference schedule features 10 home games, two road games and a neutral-site matchup against Duke at the Maggie Dixon Classic in Fort Worth, Texas, Nov. 21. Its SEC schedule includes eight home games and eight road games.
- The ESPN family of networks assigned Alabama to 10 national slots for the upcoming season, includes the Alabama at South Carolina matchup on Feb. 3, 2022 that was elevated from SEC Network Plus to SEC Network.

## BACK IN COLEMAN COLISEUM

- Alabama is playing inside historic Coleman Coliseum for the sixth straight season.
- Women's basketball played 35 games in Foster from 1975-81, splitting time between Foster Auditorium and the main floor of Coleman Coliseum, until permanently moving to Coleman Coliseum from 1981-2011. Following the completion of the renovation, women's basketball played its final three home games of the 2010-11 season in Foster before its first complete season in the building during the 2011-12 campaign. All but four of its home games, which includes two season-opening doubleheaders with men's basketball and a pair of 5th Grade Fastbreak games, were played at Foster Auditorium from 2011-16.

## WELCOME BACK, WELCOME BACK, WELCOME BACK

- Head coach Kristy Curry returns for her ninth season at the helm of the Crimson Tide, alongside assistant coaches Kelly Curry (ninth season), Janese Constantine (second season) and Roman Tubner (first season).
- This season, Alabama's 12-person roster includes seven returners, including two senior starters in Megan Abrams and Hannah Barber, and welcomed five newcomers, including four transfers, all from Power 5 programs, and one freshman.
- Abrams ranked second on the team with 26 steals and third on the team with 118 rebounds.
- Barber returned as last season's assists leader with 107, while she ranked third on the team in steals with 21.
- Both Abrams and Barber were solid from long range, shooting 35.1 percent and 31.7 percent from beyond the arc, respectively, while they averaged 8.1 and 6.0 points per game.
- Brittany Davis returns to the court after taking a year hiatus in 2020-21. Just two seasons ago, the then-sophomore played in all 30 contests, averaging 6.6 points per game and 2.0 rebounds per game off the bench. She was named Southeastern Conference Player of the Week and College Sports Madness National Player of the Week that season after recording 23 points on 10-of-12 shooting to pair with five rebounds in a win over North Carolina on Dec. 15, 2019.

## OFFSEASON PREPARATION

- The program attended a three-day, two-night retreat at True Vine Foundation in Eutaw, Alabama, in mid-September. The team participated in a number of activities designed to build communication and problem-solving skills as a group, including tugging a tractor down an abandoned airplane strip, using canoes to rescue a dummy across a pond, working together to lug logs, sand bags and containers through trails, navigating a ropes course, fireside chats and more.
- The Alabama women's basketball team read two books over the summer, "Stick Together" and "The No Complaining Rule," both by Jon Gordon. Led by Kelly Curry, the team was assigned several chapters at a time, before grouping together prior to summer sessions to discuss what they read.

## A LOOK BACK

- The program is coming off a pair of its most successful seasons in more than two decades. Despite operating within the confines of the COVID-19 pandemic, Alabama put together a 17-10 record in 2020-21, posting its fewest losses since going 24-10 in 1997-98. The Crimson Tide also won eight league games for the second season in a row, a feat that has not been achieved since 1996-97 – 1997-98.
- Alabama got off to a hot start in SEC action after winning five of its first seven SEC games for the first time since 1997-98, including a ranked triumph at No. 14 Mississippi State on Jan. 14 (86-78). UA concluded the season ranked first in the league in free-throw percentage (75.4) and second in the league in 3-pointers (224) and 3-pointers per game (8.3).
- To conclude a historic season for the Crimson Tide, Jasmine Walker was selected as the seventh pick in the first round of the 2021 WNBA Draft by the Los Angeles Sparks. The standout forward became the first Alabama women's basketball player to be drafted since 2005, while she was just the second to go in the first round behind Tausha Mills.
  - Walker tore her right ACL in the spring
  - She underwent surgery in mid-June and is in the process of making a full recovery

## HEAD OVER HEELS: WOMEN'S BASKETBALL LEADERSHIP AWARD

- The University of Alabama women's basketball program and head coach Kristy Curry are pleased to recognize women for their servant leadership in the greater Tuscaloosa area at center court at every home game in 2021-22.
- Recipients of the Head Over Heels Alabama Women's Basketball Leadership Award are admired for their infectious and generous nature, impactful influence in their communities and commitment to the stewardship of aspiring female leaders.

## NEW FACES, NEW PLACES

- Kristy Curry hired a stud of an assistant coach and recruiting coordinator in Roman Tubner Tuesday, Aug. 31. He came to Alabama from Ball State with 10 years of coaching experience in women's college basketball.
  - Named a 2019 Women's Basketball Coaches Association 30-under-30 selection
  - Born and raised in Montgomery, Alabama
- Over the summer, Kristy Curry also hired two additional support staff:
  - Alabama women's basketball's own strength and conditioning coach Ashleigh Beaver, marking the first time the women's basketball program has hired its own strength and conditioning coach, hired exclusively for the development of the program
  - Alabama women's basketball's own director of video and creative content Matt Wise, who is also the son of famed Florida women's volleyball head coach Mary Wise

## SEC STANDINGS

TEAM	OVERALL	SEC
South Carolina	21-1	9-1
Tennessee	19-3	8-2
Florida	16-6	6-3
Georgia	17-4	6-3
LSU	18-4	6-3
Ole Miss	18-4	6-3
Mississippi State	14-7	5-4
Missouri	16-7	5-5
Arkansas	14-8	4-5
Vanderbilt	12-11	3-6
Kentucky	9-9	2-6
Texas A&M	12-9	2-7
<b>ALABAMA</b>	<b>11-10</b>	<b>2-8</b>
Auburn	9-12	1-9

## HOME & AWAY BREAKDOWN

CATEGORY	HOME	AWAY
Points Per Game	74.4	62.3
Opponent PPG	59.4	72.5
Field goal percentage	.426	.359
Opponent FG%	.382	.467
3-point percentage	.328	.298
Opponent 3-point%	.311	.301
Free throw percentage	.707	.719
Opponent FT%	.616	.725
Rebounds per game	40.9	35.0
Opponent RPG	37.1	38.5
Assists per game	12.9	8.5
Opponent APG	11.0	16.5
Steals per game	10.0	6.3
Opponent SPG	8.0	6.2
Turnovers per game	14.6	14.5
Opponent TO PG	17.9	14.0

## POINTS BY QUARTER

HOME	1ST	2ND	3RD	4TH
Alabama	264	235	277	265
Opponents	212	168	217	234
AWAY	1ST	2ND	3RD	4TH
Alabama	103	83	100	88
Opponents	129	86	105	115

## ALABAMA'S RECORD WHEN...

At home .....	9-5
On the road .....	2-4
At a neutral site .....	0-1
Against a top 25 opponent .....	0-3
Against a top 10 opponent .....	0-2
Against a top 5 opponent .....	0-1
In tournaments .....	0-1
On television .....	3-4
In white uniforms .....	9-6
In crimson uniforms .....	2-4
In white/pink uniforms .....	0-0
On Sunday .....	4-5
On Monday .....	1-0
On Tuesday .....	2-0
On Wednesday .....	2-0
On Thursday .....	0-5
On Friday .....	2-0
On Saturday .....	0-0
Day Games (before 5 p.m.) .....	6-4
Night Games (after 5 p.m.) .....	5-6
Overtime Games .....	0-0
Leading at the half .....	9-4
Trailing at the half .....	1-6
Tied at the half .....	1-0
Outrebounding opponent .....	10-3
Opponent outrebounds Alabama .....	0-7
Equal rebounds .....	1-0
FG% equal/over .500 .....	2-0
FG% equal/over .400 .....	9-4
FG% below .400 .....	2-6
Opponent FG% equal/over .400 .....	1-10
Opponent FG% below .400 .....	10-0
Alabama has more turnovers .....	1-5
Opponent has more turnovers .....	9-4
Teams have equal turnovers .....	1-1
Scoring below 50 points .....	0-1
Scoring 50-59 points .....	2-2
Scoring 60-69 points .....	0-4
Scoring 70-79 points .....	4-3
Scoring 80-89 points .....	4-0
Scoring 90-99 points .....	0-0
Scoring 100+ points .....	1-0
Two or less players score in double figures .....	2-6
At least three players score in double figures .....	9-4
At least four players score in double figures .....	6-2
At least five players score in double figures .....	3-0
When leading after 3rd period .....	11-3
When leading w/ 5 minutes left .....	11-3
When trailing after 3rd period .....	0-7
When trailing w/ 5 minutes left .....	0-7
When tied w/ 5 minutes left .....	0-0

## SIGNING KARLY WEATHERS

- The University of Alabama women's basketball program inked a dynamic combo guard for its incoming class during the early signing period on Nov. 10. Karly Weathers of Loretto, Tennessee, will join the Crimson Tide in the fall of 2022.
- Karly Weathers, a 5-11 guard has been a varsity starter throughout her high school career at Loretto High School, under the leadership of Ashley Rutledge, where she was named the 2021 Class A Miss Tennessee Basketball. She also plays on the Alabama Southern Starz – NIKE EYBL circuit under the guidance of Doug Bush.
- Ranked No. 83 overall in the class of 2022, according to the Junior All-Star Report, Weathers was a three-time Tennessee Class A First Team selection in 2019, 2020 and 2021. Last season, the then-junior averaged 22.4 points per game, en route to helping her team win the 2021 Class A State Championship. As a sophomore, Weathers averaged 18.8 points a game, and as a freshman, she averaged 21.3 points per game.
- Beyond the basketball court, Weathers is also a middle hitter on her high school volleyball team. She earned three nods on the Tennessee Class A First Team in 2019, 2020 and 2021 for her performance on the volleyball court, while also helping her team to the 2020 Tennessee Sports Writers Association Class A State Runner Up.

## LOYAL TO ALABAMA

- Loyal McQueen, who was a four-star recruit and the top ranked guard out of South Carolina in the class of 2020, according to ESPN.com, has announced she will transfer to the University of Alabama and enroll in classes next spring and be eligible to compete next fall.
- McQueen played in 25 games, making 21 starts, as a freshman at Georgia Tech last season. She averaged 8.8 points per game, while shooting a team-best 36.8 percent from long range. She also dished out 2.16 assists per game in 2020-21. McQueen tabbed Atlantic Coast Conference Freshman of the Week honors on Dec. 14, 2020 after helping the Yellow Jackets jump out to a 2-0 start in league action, recording five straight games in double figures.
- Perhaps her best game of the season came against Clemson on Feb. 4, 2021, leading the team to a triumph on 17 points and seven assists. She followed up that performance, logging 14 points and six assists against top-ranked Louisville on Feb. 11, 2021. McQueen helped lead the Yellow Jackets to the 2021 NCAA Sweet 16, where she recorded a combined 19 points in her rookie stint at the tournament.
- The explosive and athletic guard played five seasons at Wilson High School, capping her high school career being named the 2019-20 South Carolina Gatorade Player of the Year, 2019-20 South Carolina Miss Basketball, 2019-20 South Carolina Basketball Coaches Association 4A Player of the Year, 2019-20 Max Preps South Carolina Player of the Year and 2019-20 USA Today Southeast Player of the Year.
- She averaged 20.4 points per game, 6.1 assists per game, 4.6 rebounds per game and 2.6 steals per game in five seasons (110 games) at Wilson High School. In her senior season, she eclipsed 2,000 career points (2,252). McQueen had six 30-point games, including a 51-point game, which featured 11 3-pointers, that season.
- McQueen is the daughter of Derrick and Hope and the sister of London. Her father is a four-year letterwinner on the Wake Forest men's basketball team.
- Due to NCAA transfer rules, McQueen will sit out in the spring of 2022 and be eligible to compete at the start of the 2022-23 season. McQueen is expected to join the team following the holiday break, and she will be eligible to practice with the Crimson Tide immediately.

## SMART & TALENTED

- Three Alabama student-athletes are playing with undergraduate degrees and are currently working on their Masters, while two of those student-athletes earned their undergraduate degrees right here at the Capstone.
  - Jada Rice earned her undergraduate degree in political science in May 2021 from NC State and is currently working on her Masters in public administration.
  - Allie Craig Cruce earned her undergraduate degree in communication studies in August 2021 from Alabama and is currently working on her Masters in business marketing.
  - Most recently, Megan Abrams earned her undergraduate degree in finance and economics in December 2021 from Alabama and is currently working on her Masters in business management.



## NO GAME? NO PROBLEM!

- The Crimson Tide women's basketball team was scheduled to travel to Little Rock, Ark., to square off against Little Rock on Dec. 16. The trojans canceled the contest because of an influenza outbreak within their program, leaving the Tide with a couple extra days on its hands.
- Head coach Kristy Curry called Gabby Little, Alabama's Coordinator Administration Social Responsibility and Engagement, in search of a volunteer opportunity to fill the program's vacant time and the West Alabama Food Bank answered the ring.
- On the morning of Dec. 16, the Crimson Tide packed more than 100 boxes of non-perishables to be delivered to families in need in the greater Tuscaloosa area, stacked and transported boxes and broke down boxes. Kristy Curry explained she wanted the student-athletes to fill their extra time with something that would not only benefit others, but their own personal growth.

## 800 WINS

- Alabama achieved its 800th program win after defeating Sam Houston, 84-50, Dec. 13 inside Coleman Coliseum in front of 1,700 students and teachers for the annual Fifth Grade Fastbreak event.

## ALABAMA IN THE SEC & NCAA

Alabama's collective performances this season are highly ranked among its foes' performances in both the Southeastern Conference and the nation.

Alabama in the Southeastern Conference Top Six and the NCAA Top 100 (as of Feb. 4)

SEC	NCAA	Category	Value
3	26	Free Throws Made	291
3	44	Three-Point Field Goals Made	157
3	57	Three-Point Field Goals Per Game	7.5
5	99	Three-Point Field-Goal Percentage	32.6
5		Free-Throw Percentage	71.1
6	90	Steals Per Game	9.0
6		Fewest Turnovers	308

## WE DON'T MAKE IT EASY

- Of Alabama's 10 losses this season...
  - Five of the 10 losses were by eight points or less.
  - Four of the 10 losses were by four points or less.
  - In four of the 10 losses, Alabama led its opponent under five minutes in the fourth quarter.
  - In five of the 10 losses, Alabama led its opponent in the fourth quarter.
  - In six of the 10 losses, Alabama led its opponent in the final 13 minutes of the game.
  - In three of the 10 losses, Alabama led its opponent for majority of the game.

## WHEN YOUR NAME GETS CALLED...

- Eight of 12 players that have seen time on the court have recorded double-digit points in multiple games this season, including all five starters.
  - Three of 12 players that have seen time on the court have recorded double-digit points in more than 50.0 percent of their games, including Brittany Davis (19 of 21), Megan Abrams (11 of 21) and JaMya Mingo-Young (11 of 21).
- Three different players have recorded multiple 20-point scoring games, including Brittany Davis and Megan Abrams with five apiece and JaMya Mingo-Young with a couple.

## 20-POINT SCORING GAMES

### BRITTANY DAVIS

25	Charleston Southern	11/9/21
23	Southern Miss	11/17/21
20	at RV/RV Ole Miss	1/13/22
20	Arkansas	1/20/22
24	at Auburn	1/23/22
20	at No. 1/1 South Carolina	2/3/22

### MEGAN ABRAMS

21	Tulane	11/14/21
27	vs. Duke	11/21/21
23	Houston	12/3/21
21	Sam Houston	12/13/21
22	Florida	1/16/22

### JAMYA MINGO-YOUNG

26	at Chattanooga	12/5/21
22	Arkansas	1/20/22

## DOUBLE-DOUBLE TRACKER

### JAMYA MINGO-YOUNG

Southern Miss	11/17/21	12 pts, 12 rbs
at Chattanooga	12/05/21	26 pts, 11 rbs
Sam Houston	12/13/21	15 pts, 11 rbs

### BRITTANY DAVIS

Charleston Southern	11/9/21	25 pts, 12 rbs
Southern Miss	11/17/21	23 pts, 11 rbs
Auburn	1/2/22	10 pts, 11 rbs
Florida	1/16/22	19 pts, 10 rbs

### JADA RICE

Memphis	11/30/21	13 pts, 11 rbs
---------	----------	----------------

## 2021-22 ALABAMA INDIVIDUAL HIGHS

Points .....	27, Megan Abrams vs. Duke (11/21)
FG Made .....	10, JaMya Mingo-Young vs. Arkansas (1/20/22), Megan Abrams vs. Duke (11/21)
FG Attempts .....	19, Brittany Davis at Auburn (1/23), at Tennessee ... (12/30), vs. Charleston Southern (11/9), vs. Southern Miss (11/1)
FG Percentage (min. 5 made) .....	.778 (7-of-9), Khyla Wade-Warren vs. Charleston Southern (11/9)
3PFG Made .....	6, Brittany Davis at Georgia (1/9)
3PFG Attempts .....	11, Hannah Barber at Tennessee (12/30)
3PFG Percentage (min. 2 made) .....	.800 (4-of-5), Hannah Barber at Georgia (1/9)
FT Made .....	8, Brittany Davis at Ole Miss (1/13), Megan Abrams at Georgia (1/9), JaMya Mingo-Young at Chattanooga (12/5)
FT Attempts .....	10, Brittany Davis at Ole Miss (1/13), Megan Abrams vs. Auburn (1/2), Jada Rice vs. Southern Miss (11/17)
FT Percentage (min. 3 made) .....	1.000 (6-of-6), Khyla Wade-Warren vs. Bethune-Cookman (11/28)
Rebounds .....	12, JaMya Mingo-Young vs. Southern Miss (11/17), Brittany Davis vs. Charleston Southern (11/9)
Assists .....	6, Taylor Sutton vs. Bethune-Cookman (11/28), Hannah Barber vs. Mercer (11/24)
Steals .....	6, JaMya Mingo-Young vs. Tulane (11/14)
Blocks .....	8, Jada Rice vs. Sam Houston (12/13)
Turnovers .....	6, Taylor Sutton vs. Houston (12/3)
Fouls .....	6, Jada Rice vs. Auburn (1/2)

## 2021-22 ALABAMA TEAM HIGHS

Points .....	109 vs. Charleston Southern (11/9)
FG Made .....	39 vs. Charleston Southern (11/9)
FG Attempts .....	79 vs. Charleston Southern (11/9)
FG Percentage .....	.500 (30-of-60) vs. Sam Houston (12/13)
3PFG Made .....	14 at Georgia (1/9)
3PFG Attempts .....	32 vs. Tulane (11/14)
3PFG Percentage .....	.560 (14-of-25) at Georgia (1/9)
FT Made .....	24 at Auburn (1/23)
FT Attempts .....	33 at Auburn (1/23)
FT Percentage .....	.833 (10-of-12) at South Carolina (2/3)
Rebounds .....	53 vs. Bethune-Cookman (11/28), Charleston Southern (11/9)
Assists .....	19 vs. Charleston Southern (11/9)
Steals .....	18 vs. Bethune-Cookman (11/28)
Blocks .....	11 vs. Sam Houston (12/13)
Turnovers .....	23 vs. Houston (12/3)
Fouls .....	24 vs. Duke (11/21)

## THREE FOR ME

- Alabama has had five games this season posting 10-or-more 3-pointers, including three games in Southeastern Conference action.
- The Crimson Tide featured a season-best 14 3-pointers at then-No. 15/14 Georgia on Jan. 9, which is one shy of the program record (15 vs. Auburn, Feb. 14, 2021).
  - In fact, Brittany Davis alone went 6-of-6 from long range going into halftime at the Bulldogs.
- UA is currently third in the Southeastern Conference and 44th nationally in three-point field goals made with 157.
  - Its also third in the conference and 57th nationally in three-point field goals per game, averaging 7.5.
- Brittany Davis (50) and Hannah Barber (45) have taken turns leading the effort from the arc all season.
  - Both Davis and Hannah Barber are ranked in the SEC top five in three-point field goals per game with 2.38 and 2.25, respectively.
- Chances are, you'll likely even catch one of our bigs, Khyla Wade-Warren, attempt one (or two, or three...) from long range.
  - The sophomore transfer from Texas Tech has attempted a 3-pointer in seven of 10 SEC games this season, knocking down a 3-pointer in three straight (at then-15/14 Georgia, at RV/RV Ole Miss and against Florida).
- In 11 of 21 games this season, the Crimson Tide's first field-goal make of the contest was a 3-pointer, thanks to the effort of four different players.

## THE CHARITY STRIPE

- Free throws are head coach Kristy Curry's bread and butter, and since she arrived at the Capstone, Alabama's free-throw efficiency has improved drastically.
- One season before she got on campus, the Crimson Tide shot 62.3 percent from the line. Now, Alabama is the fifth-best free-throw shooting team in the conference, finding success on 291 of its 409 trips to the line, for 71.1 percent shooting.
  - In the Tide's last game at the then-No. 1/1 Gamecocks, it made 10-of-12 free throws for its best free-throw percentage of the season (.833).
- Last season, UA had its best free-throw percentage in nine seasons under Curry with an SEC-best 75.4 percent.

**BRITTANY DAVIS: BACK & BETTER THAN EVER**

- Alabama head coach Kristy Curry said it best in her preseason remarks, "Brittany Davis is shooting the cover off the ball right now."
- After sitting out the 2021-22 season to have her child, Davis has proven time off was no disadvantage for the senior, as she has led the team in scoring average (15.8) all season.
  - She has recorded double-digit scoring in 19 of 21 games this season.
  - Davis is currently third in the SEC in three-point field goals per game (2.38), recording at least two 3-pointers in 15 of 21 games this season and at least one 3-pointer in 18 of 21 games this season.
- In addition to her point production, the senior has also led the team in rebound average (7.0) all season.
- You may have noticed, Davis has set a career high in almost all statistical categories this season, including points (25), rebounds (12), assists (4), steals (4), minutes (38), three-point field goals (6) and free throws (8).

**HANNAH FROM HOMEWOOD: LEADING BY EXAMPLE****100%, 100% OF THE TIME**

- Hannah Barber of Homewood, Ala., has shown tremendous improvement each season, making her biggest leap from her junior year to her senior year, particularly at the leadership level.
- Her basketball IQ has always shined and her determination to outwork her teammates in the weight room and on the practice court has been evident since she arrived at the Capstone, but for the first time in her career, she adds "leader" to her name, both by example and vocally.
  - Which, makes sense since the senior aspires to make a career out of coaching.
- As head coach Kristy Curry likes to say, "Dynamite comes in small packages," and "Hannah is the epitome of what you want in your point guard."

**HIT-IT HANNAH: CAREER RECORD WATCH**

- Beyond her "floor general" mentality, she doesn't hesitate to shoot the ball when needed. Barber has hit a 3-pointer in every game this season, while she has knocked down a 3-pointer in 32 straight games, a streak that began at Georgia on Feb. 4, 2021. She is currently ranked second in the SEC and 34th in the nation in three-point field-goal percentage (41.7).
  - In her game against Mississippi State on Jan. 6, Barber led the team in scoring for the first time this season, recording 19 points, including sinking a career-high five 3-pointers. She followed up that game by scoring 12 points on 4-of-5 from the arc against then-No. 15/14 Georgia on Jan. 9.
- Barber has made 105 of her 286 attempts from the arc in her near-four-season career, making 36.7 percent of her shots from long range. Her three-point field goal percentage is currently ranked sixth among the program's all-time career leaders in that category.

**Three-Point Field-Goal Percentage Career Leaders** (*min. 200 att.*)

Name	Seasons	3FG	3FGA	Pct.
5. Leah Gross	1993-98	180	489	.368
<b>6. Hannah Barber</b>	<b>2018-Pres.</b>	<b>105</b>	<b>286</b>	<b>.367</b>
7. Katie Sipe	2001-05	153	425	.360

**NOTEWORTHY ACTIVE STREAKS****MEGAN ABRAMS**

- Abrams has recorded a steal for eight straight games.

**HANNAH BARBER**

- Barber has made a three-point field goal for 32 straight games.

**NIA DANIEL**

- Daniel has come off the bench and grabbed at least one rebound for four straight games.

**MYRA GORDON**

- Gordon has come off the bench and grabbed at least one rebound for five straight games.

**JAMYA MINGO-YOUNG**

- Mingo-Young has recorded a steal for six straight games.
- Mingo-Young has dished out at least two assists for two straight games.

**JADA RICE**

- Rice has dished out at least one assist for four straight games.

**KHYLA WADE-WARREN**

- Wade-Warren has come off the bench and hit better than .750 from the charity stripe for four straight games (in games she has gone to the line).

**CAREER SUPERLATIVES [AT ALABAMA]****MOST GAMES PLAYED**

- 107 Hannah Barber
- 106 Megan Abrams

**MOST GAMES STARTED**

- 94 Megan Abrams
- 51 Hannah Barber

**CONSECUTIVE GAMES STARTED**

- 21 Brittany Davis, JaMya Mingo-Young, Jada Rice

**GAMES WITH DOUBLE-DIGIT SCORING**

- 29 Megan Abrams, Brittany Davis

**GAMES WITH DOUBLE-DIGIT REBOUNDING**

- 4 Brittany Davis, JaMya Mingo-Young
- 3 Jada Rice

**CONSECUTIVE 20-POINT SCORING GAMES**

- 1 Brittany Davis (January 2022)

**BINGO FOR MINGO: JAMYA MINGO-YOUNG STUFFS THE STATS**

- JaMya Mingo-Young has been an immediate benefit to the Crimson Tide women's basketball team since joining the program at the start of summer.
- The junior transfer from Mississippi State is averaging a 11.1 points game and 6.2 rebounds per game, while leading the team with 2.1 steals per game (45 total).
  - Mingo-Young is the most consistent shooter in the starting lineup right now, with a 48.3 field-goal percentage on the season (83-of-172) and a 47.5 field-goal percentage in conference action (38-of-80).
  - Mingo-Young is also fifth in the Southeastern Conference in steals per game (2.1).
- The junior has scored in double figures in eight of the last 13 games, including three of the last five games.
  - Mingo-Young recorded six steals against Tulane on Nov. 14.
  - Against Southern Miss on Nov. 17, she earned her first career double-double on 12 points and 12 rebounds, also recording four steals and three assists.
  - The junior led Alabama in scoring against Bethune-Cookman on Nov. 28, on 16 points, adding four rebounds, five assists and four steals.
  - In Alabama's first away game of the season, she scored 26 points and grabbed 11 boards, recording the second double-double of her career, while dishing out two steals and adding two assists.
  - The junior logged back-to-back double-doubles after charting 15 points and 11 rebounds against Sam Houston on Dec. 13.
  - Mingo-Young led Alabama in scoring in the SEC home opener against Auburn on Jan. 2, scoring 14 points, recording eight boards, two assists and one block
  - She contributed 18 points, seven rebounds and four blocks against Florida on Jan. 16.
  - She followed that up with 22 points on 10-of-13 shooting against Arkansas on Jan. 20, tacking on five rebounds.
  - Mingo-Young led the Tide in scoring against Missouri on Jan. 30, posting 15 points, adding a couple assists and steals.
  - She grabbed a team-high 11 rebounds off the glass at South Carolina on Feb. 3.

**GOOD ON PAPER... BETTER IN PERSON****MEGAN ABRAMS DOES IT ALL**

- Megan Abrams had a busy year, between helping the Crimson Tide reach the 2021 SEC Tournament Quarterfinals and the 2021 NCAA Tournament Second Round, to spending the summer as a Procurement Analyst intern with Nike, then being selected to the 2021-22 SEC Women's Basketball Leadership Council, to earning her undergraduate degree in finance and economics in December.
- Turning the page to 2022, her motor hasn't stopped. Abrams co-founded a University of Alabama registered club, exclusive to Crimson Tide student-athletes, named Project I.D., which launched this February. The mission of Project I.D. is to create a safe space for student-athletes who identify with, or are allies for, minority groups, giving them the opportunity to voice their thoughts and ideas to create an inclusive student-athlete experience. Abrams and teammate, Jada Rice, have built the club from the ground up, including playing a key role in drafting the mission statement, creating a logo, marketing the organization and forming content for meetings.

**SHE JUST KEEPS GETTING BETTER**

- After Alabama lost more than 66.0 percent of its point production from a season ago, all eyes turned to returning veteran Abrams. Despite a brutal January for the senior, which included missing three quarters of the conference opener at Tennessee on Dec. 30 due to an elbow to the mouth, followed by oral surgery (and a whole lot of pain), followed by missing the Arkansas game on Jan. 27 because of a spell with COVID-19, with grit and gratitude, Abrams has stepped up to the plate.

**Year-by-Year Point Production**

Year	Min.	FG-FGA	Pct.	3FG-3FGA	Pct.	Pts.	Avg.
2018-19	19.5	41-134	.306	5-34	.147	112	3.9
2019-20	23.5	74-182	.407	7-38	.184	210	7.0
2020-21	30.7	72-190	.379	20-57	.351	219	8.1
2021-22	28.3	80-199	.402	29-82	.354	247	12.4





### Brielle by Brittany Davis

I knew things would change forever the very first time I held my daughter, Brielle, in my arms. You never quite know what you're going to feel until it's YOUR child. You feel her tiny heartbeat.

You see her take those tiny breaths.

You look into those tiny eyes, and instantly—you melt.

That's when I knew I had to do everything I could to be the best mother I could be—to be the best athlete, the best in school, and the best all-around person in general.

There was suddenly this little girl looking up to me, and I knew I had to make sure that she's always taken care of.

It became less about me and all about her.

So no, I'm not the same basketball player I was when I first walked through these doors here at Alabama. I'm not even the same person.

My daughter made me better in every way possible.

### Breaking the news

The pregnancy didn't come without its challenges. I mean, how could it? I knew I was going to have to step away from the team and adjust a lot of things in life.

And don't think for one second I didn't hear all of the negativity from outsiders, too.

"She's never going to be the same player she used to be. Her basketball career is finished. She'll never be able to bounce back from this."

This, that, and whatever—I heard all of it.

And yet, the hardest part was telling Coach Curry I

was pregnant and had to step away from the game I've loved since I was a kid.

I honestly didn't know how to feel at first when breaking the news. I wasn't sure how Coach was going to react, you know?

This was bigger than basketball and truly a life-changing moment for me.

"We're going to get through this, and we're going to support you," she said. "Brittany, we're behind you."

Hard to describe the relief I felt right after that conversation. It was a pivotal moment for me. It's when I started to think that everything was going to be okay after all.

Seeing my coach, teammates, and, most of all, my family not giving up on me helped me not to give up on myself.

From that point on, I knew I could do this. Both on and off the court.

### It takes a family

After my daughter was born, I wanted to get back to where I left the game of basketball.

Actually, no, I wanted to be better.

In my only season with Alabama so far, I earned myself an SEC Player of the Week and even a College Sports Madness Player of the Week award—I wanted that again. And more.

It wasn't about proving people wrong, either. I really wanted to do this for my daughter. It became less about everyone else and more about securing her future by finishing college, getting a good education, and taking this game as far as I could take it.

I also started thinking about the journey and all of the hard work it took for me to just even be in this

position, you know?

Things didn't go as planned for me coming out of high school, and instead of going straight to a Division I school, I ended up going to a junior college. I had a wonderful time there and loved the people I met, but nonetheless, I had to scratch and claw my way to this opportunity here at Alabama.

Nothing was ever handed to me back then, and nothing is going to be handed to me now.

I'm just thankful to have the support of my family as I chase these goals.

My parents have been my biggest supporters from the very beginning.

Mom, Dad—you guys are the real MVPs.

They're taking amazing care of my daughter at home so that I can continue my education and basketball career. I can't even put into words how much I appreciate them for sacrificing their time to take care of my child.

It's hard just seeing her on weekends, but it's what's best for her at this moment.

I also owe a big thank you to my grandmothers, Susy Farley and Ruby Davis, my sister, my brother, my aunts and uncles, and Brielle's father.

The way this family has pulled together is just amazing. My daughter is one lucky girl.

### The greatest motivator

Honestly, though, I'd say I'm pretty lucky as well.

Just having my daughter in my life and being a mother made me a better person because it forced me to look at things differently. Life is now about me being the provider and ensuring we don't have to struggle.

There's no greater motivating factor.

I'm going to continue having a positive attitude each and every time I walk through these doors. I'm determined to put in the work with my teammates and have a great season.

Things are clearly different now that I'm back.

I'm more focused than ever before and no longer just going through the motions. There's too much riding on this opportunity for me not to give everything I have.

Today, I wear three hats proudly—mother, student, and basketball player.

And I'm excited for what my future holds in store for me.

## LAST TIME IT HAPPENED ...

## ALABAMA INDIVIDUAL

## Scored 20 points

*Brittany Davis (20) at South Carolina, Feb. 3, 2022*

## Scored 30 points

Jordan Lewis (32) vs. North Carolina, March 22, 2021

## Scored 35 points

Jasmine Walker (41) at Auburn, Feb. 14, 2021

## Consecutive 20-point games

*Brittany Davis (20) vs. Arkansas, Jan. 20, 2022 and (24) at Auburn, Jan. 23, 2022*

## Two players with 20-point games

*JaMya Mingo-Young (22) and Brittany Davis (20) vs. Arkansas, January 20, 2022*

## Three players with 20-point games

Daisha Simmons (37), Shafontaye Myers (33), Ashley Williams (22) vs. Troy, Dec. 20, 2013

## Made 10 field goals

*JaMya Mingo-Young (10) vs. Arkansas, January 20, 2022*

## Made 15 field goals

Dominique Canty (15) vs. Tennessee, Jan. 31, 1999

## Attempted 20 field goals

Jordan Lewis (21) vs. North Carolina, March 22, 2021

## Attempted 30 field goals

Julie Ellis (31) vs. Talledega, Jan. 14, 1973

## Made six 3-point field goals

*Brittany Davis (6) at Georgia, Jan. 9, 2022*

## Made seven 3-point field goals

Jasmine Walker (7) at Auburn, Feb. 14, 2021

## Made eight or more 3-point field goals

Ericka Russell (8) at Arkansas, Feb. 27, 2011

## Attempted 10 3-point field goals

*Brittany Davis (13) vs. Arkansas, January 20, 2022*

## Attempted 15 3-point field goals

Shafontaye Myers (15) vs. Auburn, Jan. 24, 2013

## Attempted 20 3-point field goals

Shafontaye Myers (21) vs. North Texas, Nov. 19, 2012

## Made 10 free throws

Jordan Lewis (13) vs. Ole Miss, Feb. 11, 2021

## Made 15 free throws

Shondra Johnson (16) vs. Providence, Dec. 2, 2001

## Attempted 15 free throws

Cierra Johnson (16) vs. LSU, Jan. 20, 2019

## Had 15 rebounds

Jasmine Walker (15) at Auburn, Feb. 14, 2021

## Had 20 rebounds

Tierney Jenkins (27) at Belmont, Nov. 21, 2009

## Two players with double-digit rebounds

*JaMya Mingo-Young (12), Brittany Davis (11) vs. Southern Miss, Nov. 17, 2021*

## Had 10 assists

Hannah Barber (11) at Auburn, Feb. 14, 2021

## Had 15 assists

Niesa Johnson (15) vs. Ole Miss, March 5, 1994

## Had six blocked shots

Ariyah Copeland (6) vs. Clemson, Nov. 19, 2018

## Had seven blocked shots

Ashley Knight (7) vs. Alabama A&amp;M, Nov. 10, 2017

## Had eight or more blocked shots

*Jada Rice (8) vs. Sam Houston, Dec. 13, 2021*

## Had five steals

*JaMya Mingo-Young (5) vs. Duke, Nov. 21, 2021*

## Had six steals

*JaMya Mingo-Young (6) vs. Tulane, Nov. 14, 2021*

## Had seven or more steals

Cierra Johnson (7) at Georgia, Jan. 27, 2019

## Double-double

*Brittany Davis (19 points, 10 rebounds) vs. Florida, Jan. 16, 2022*

## Consecutive double-doubles

*JaMya Mingo-Young (26 points, 11 rebounds) at Chattanooga, Dec. 5, 2021 and (15 points, 11 rebounds) vs. Sam Houston, Dec. 13, 2021*

## Two players with double-doubles

*JaMya Mingo-Young (12 points, 12 rebounds) and Brittany Davis (23 points, 11 rebounds) vs. Southern Miss, Nov. 17, 2021*

## Three straight double-doubles

Jasmine Walker vs. LSU (13 pts, 10 rebs), Jan. 7; at Vanderbilt (25 pts, 16 rebs), Jan. 10; at Mississippi State (10 points, 10 rebounds), Jan. 14  
Ariyah Copeland vs. LSU (20 pts, 14 rebs), Jan. 7; at Vanderbilt (12 pts, 11 rebs), Jan. 10; at Miss. State (11 points, 13 rebounds), Jan. 14

## Five or more straight double-doubles

Tierney Jenkins (8), Nov. 12 - Dec. 2, 2010

## Triple-double

Daisha Simmons (37 pts, 11 ast, 11 rebs) vs. Troy, Dec. 20, 2013

## 20 points &amp; 20 rebounds

Laura Head (25 pts &amp; 21 rebs), vs. Florida State, Jan. 30, 1989

## LAST TIME IT HAPPENED ...

**ALABAMA TEAM****Scored 85 points***89 vs. Bethune-Cookman, Nov. 28, 201***Scored 90 points***109 vs. Charleston Southern, Nov. 9, 2021***Scored 95 points***109 vs. Charleston Southern, Nov. 9, 2021***Scored 100 points***109 vs. Charleston Southern, Nov. 9, 2021***Had 50 rebounds***53 vs. Bethune-Cookman, Nov. 28, 2021***Had 60 rebounds***62 vs. Arkansas Pine-Bluff, Dec. 16, 2014***Made 35 field goals***39 vs. Charleston Southern, Nov. 9, 2021***Made 40 field goals***40 vs. Alabama A&M, Nov. 27, 2016***Attempted 65 field goals***66 at South Carolina, Feb. 3, 2022***Attempted 70 field goals***71 at Tennessee, Dec. 30, 2021***Attempted 80 field goals***87 vs. Troy, Dec. 20, 2013***Attempted 90 field goals***97 vs. North Texas, Nov. 19, 2012***Made 10 3-point field goals***10 vs. Arkansas, January 20, 2022***Attempted 30 3-point field goals***30 vs. Arkansas, January 20, 2022***Made 25 free throws***27 vs. Northwestern State, Dec. 16, 2018***Made 30 free throws***32 vs. Houston, Nov. 29, 2020***Made 35 free throws***36 vs. Ole Miss, Jan. 5, 2017***Attempted 35 free throws***38 vs. Houston Nov. 29, 2020***Attempted 50 free throws***50 vs. Ole Miss, Jan. 5, 2018***Had 20 assists***21 vs. North Carolina, March 22, 2021***Had 25 assists***25 at Auburn, Feb. 14, 2021***Had 30 assists***30 vs. South Alabama, Jan. 18, 1992***Had 15 steals***18 vs. Bethune-Cookman, Nov. 28, 2021***Had 20 steals***20 vs. Alabama A&M, Nov. 27, 2016***Had 25 steals***30 vs. Oral Roberts, Feb. 25, 1993***Had 10 blocks***11 vs. Sam Houston, Dec. 13, 2021***Five players score in double figures***vs. Bethune-Cookman, Nov. 28, 2021***At least four starters score in double figures***vs. Missouri, Jan. 30, 2022***Six players score in double figures***vs. Alcorn State, Dec. 6, 2015*

## VS. ALABAMA HUNTSVILLE (EXH) | NOV. 4, 2021

Alabama-Huntsville - 41

Record: 0-0

NO.	Name		Min	FG M-A	3P M-A	FT M-A	Rebounds OR DR TOT	Fouls PF TD	TP	AS	TO	ST	Blocks BS BA	+/-	
11	Adrian Grant	F	23:01	1-7	0-2	0-0	1 4 5	3 2	2	0	1	0	0	1	-27
0	Selena Pruitt	G	33:02	3-21	0-4	0-1	1 1 2	0 3	6	0	3	0	0	4	-38
3	Miajah Bullock	G	17:46	1-2	0-0	1-2	0 1 1	4 2	3	1	3	0	0	1	-26
12	Holly Harris	G	26:34	3-7	1-1	0-0	1 2 3	3 1	7	1	0	3	2	0	-30
15	Sloan Mann	G	28:10	5-8	1-3	2-2	1 1 2	3 2	13	0	5	0	0	0	-31
1	Olivia Howard		20:46	0-5	0-0	0-0	0 2 2	1 2	0	0	1	0	0	3	-20
4	Alaina Taylor		22:19	2-5	1-3	3-4	0 4 4	5 4	8	1	2	2	0	0	-22
42	Jirah Rogers		16:59	1-2	0-0	0-0	0 0 0	1 3	2	2	2	0	0	0	-19
10	Taylor Maxfield		04:40	0-0	0-0	0-0	0 1 1	1 0	0	0	0	0	0	0	-8
22	Jesse Jennings		04:40	0-2	0-0	0-0	0 1 1	2 0	0	0	1	0	0	0	-8
21	Ellen Fleming		02:03	0-0	0-0	0-0	0 0 0	0 0	0	0	0	0	0	0	-1
Team							3 3 6			0	1				
Totals				16-59	3-13	6-9	7 20 27	23 19	41	5	19	5	2 9	-46	

Technical Fouls: NONE

Shooting By Period		
1 <sup>st</sup> FG%	4-16	25.0%
3PT%	1-6	16.7%
FT%	1-2	50%
2 <sup>nd</sup> FG%	4-14	28.6%
3PT%	1-5	20.0%
FT%	0-0	0%
3 <sup>rd</sup> FG%	2-12	16.7%
3PT%	0-1	0.0%
FT%	5-6	83.3%
4 <sup>th</sup> FG%	6-17	35.3%
3PT%	1-1	100.0%
FT%	0-1	0%
GM FG%	16-59	27.1%
3PT%	3-13	23.1%
FT%	6-9	66.7%

Dead Ball Rebounds: 2, 0

Alabama - 87

Record: 0-0

NO.	Name	Min	FG M-A	3P M-A	FT M-A	Reb OR DR TOT	Fouls PF FD	TP	AS	TO	ST	Blocks BS BA	+/-	
31	Jada Rice	C 21:36	5-8	0-0	0-0	4 6 10	2 0	10	0	0	1	2 1	30	
1	Megan Abrams	G 23:13	4-9	1-3	0-0	3 5 8	0 0	9	2	2	1	1 1	23	
2	JaMya Mingo-Young	G 20:46	4-7	0-1	5-8	3 4 7	2 5	13	3	4	2	0 0	29	
5	Hannah Barber	G 22:48	4-7	3-6	0-0	1 4 5	2 1	11	2	0	0	0 0	23	
23	Brittany Davis	G 19:59	2-9	1-5	2-4	0 3 3	2 3	7	0	2	1	1 0	30	
0	Ahriahna Grizzle	15:37	1-4	0-3	1-2	0 3 3	1 3	3	3	1	1	2 0	18	
4	Taylor Sutton	14:08	0-2	0-0	4-4	0 1 1	4 3	4	0	3	1	1 0	22	
13	Kayla Blackshear	12:43	0-1	0-0	0-0	0 2 2	2 1	0	0	0	2	1 0	10	
15	Myra Gordon	17:12	3-5	0-1	3-6	1 4 5	1 5	9	1	3	0	0 0	13	
32	Nia Daniel	17:17	7-9	3-3	2-3	4 4 8	0 2	19	0	1	0	1 0	20	
20	Ruth Koang	07:21	1-1	0-0	0-0	0 0 0	1 0	2	0	0	0	0 0	6	
33	Khyia Wade-Warren	07:20	0-0	0-0	0-0	0 1 1	2 0	0	0	0	0	1 0	6	
Team						1 0 1				0	0			
Totals			31-62	8-22	17-29	17 37 54	19 23	87	14	14	9 9	2 46		

Technical Fouls: NONE

Shooting By Period		
1 <sup>st</sup> FG%	10-19	52.6%
3PT%	4-7	57.1%
FT%	2-5	40%
2 <sup>nd</sup> FG%	6-15	40.0%
3PT%	1-5	20.0%
FT%	0-2	0%
3 <sup>rd</sup> FG%	6-15	40.0%
3PT%	1-6	16.7%
FT%	8-12	66.7%
4 <sup>th</sup> FG%	9-13	69.2%
3PT%	2-4	50.0%
FT%	7-10	70%
GM FG%	31-62	50.0%
3PT%	8-22	36.4%
FT%	17-29	58.6%

Dead Ball Rebounds: 6, 0

	UAH	UA	Points from		UAH	UA	Period by Period Scoring					
Biggest lead	1 (1 <sup>st</sup> 8:35)	48 (4 <sup>th</sup> 1:43)	Turnovers	12	18		1st	2nd	3rd	4th	TOT	
Best Scoring Run	5(2 <sup>nd</sup> 8:08)	16(1 <sup>st</sup> 4:21)	Paint	22	42		UAH	10	9	9	13	41
Lead Changes	2		Second Chance	2	14							
Times Tied	0		Fast Breaks	1	21							
Time with Lead	00:15	38:37	Bench	10	37		UA	26	13	21	27	87

	UAH	UA
Biggest lead	1 (1 <sup>st</sup> 8:35)	48 (4 <sup>th</sup> 1:43)
Best Scoring Run	5(2 <sup>nd</sup> 8:08)	16(1 <sup>st</sup> 4:21)
Lead Changes	2	
Times Tied	0	
Time with Lead	00:15	38:37

## VS. TULANE | NOV. 14, 2021

Tulane - 69

Record: 2-0

NO.	Name	Min	FG M-A	3P M-A	FT M-A	Rebounds OR DR TOT	Fouls PF FD	TP	AS	TO	ST	Blocks BS BA	+/-
23	Krystal Freeman	F 34:55	5-12	0-3	4-5	3 8 11	2 4	14	0	1	0	2 0	-3
42	Mia Heide	F 27:06	3-5	0-0	2-2	4 3 7	4 1	8	1	2	0	4 0	-1
0	Arsula Clark	G 33:17	3-8	0-0	5-8	1 3 4	1 8	11	5	6	1	0 0	7
11	Moon Ursin	G 35:47	5-14	1-3	1-1	4 5 9	1 1	12	0	3	2	0 2	-5
14	Dynah Jones	G 28:26	5-11	0-1	5-6	1 2 3	2 4	15	1	2	2	0 0	-2
1	Kaila Anderson	09:53	1-2	1-2	1-2	0 0 0	1 1	4	3	2	1	0 0	2
15	Anijah Grant	12:47	0-3	0-0	0-0	2 3 5	3 0	0	0	2	0	1 1	4
12	Sierra Cheatham	10:04	2-3	1-1	0-0	1 2 3	0 0	5	0	0	1	0 0	9
21	Irina Parau	04:00	0-0	0-0	0-0	1 0 1	1 0	1	0	0	0	0 0	5
3	Marta Galic	03:45	0-1	0-1	0-0	0 2 2	0 0	0	0	1	0	0 0	-1
Team						1 1 2		0	1				
Totals			24-59	3-11	18-24	18 29 47	14 20	69	10	20	7 7	3 3	
Technical Fouls: NONE													

Technical Fouls: NONE

Shooting By Period		
1 <sup>st</sup> FG%	5-17	29.4%
3PT%	0-2	0.0%
FT%	4-5	80%
2 <sup>nd</sup> FG%	7-15	46.7%
3PT%	3-5	60.0%
FT%	0-0	0%
3 <sup>rd</sup> FG%	6-17	35.3%
3PT%	0-2	0.0%
FT%	7-11	63.6%
4 <sup>th</sup> FG%	6-10	60.0%
3PT%	0-2	0.0%
FT%	7-8	87.5%
GM FG%	24-59	40.7%
3PT%	3-11	27.3%
FT%	18-24	75.0%

Dead Ball Rebounds: 4, 0

Alabama - 66

Record: 1-1

NO.	Name	Min	FG M-A	3P M-A	FT M-A	Rebounds OR DR TOT	Fouls PF FD	TP	AS	TO	ST	Blocks BS BA	+/-	
31	Jada Rice	C 26:34	2-6	0-0	2-3	2 1 3	5 2	6	0	4	1	3 1	-1	
1	Megan Abrams	G 36:17	5-17	4-9	7-8	0 4 4	2 4	21	2	5	1	0 2	-2	
2	JaMya Mingo-Young	G 32:47	3-8	1-2	1-1	3 4 7	4 5	8	3	4	6	0 0	-6	
5	Hannah Barber	G 39:09	3-9	3-7	0-0	0 3 3	2 0	9	3	0	1	0 1	-6	
23	Brittany Davis	G 35:40	6-16	4-11	1-2	2 4 6	1 1	17	1	0	1	0 2	-4	
33	Khyia Wade-Warren	03:33	0-0	0-0	0-0	0 1 1	1 0	0	0	1	0	0 0	1	
0	Ahriahna Grizzle	02:33	0-1	0-0	0-0	0 1 1	1 0	0	0	1	0	0 0	1	
4	Taylor Sutton	00:54	0-0	0-0	0-0	0 0 0	0 0	0	0	0	0	0 0	4	
15	Myra Gordon	04:01	0-2	0-2	0-0	0 1 1	0 0	0	0	0	0	0 0	-2	
32	Nia Daniel	05:04	2-3	0-1	0-0	1 0 1	1 0	4	0	1	1	0 0	-1	
13	Kayla Blackshear	05:58	0-0	0-0	0-0	0 0 0	1 1	0	0	0	1	0 0	-1	
20	Ruth Koang	03:55	0-0	0-0	1-2	1 0 1	1 1	1	0	0	0	0 0	-2	
12	Allie Craig Cruce	03:35	0-0	0-0	0-0	0 0 0	1 0	0	1	0	0	0 0	0	
Team						4 0 4				0	0			
Totals			21-62	12-32	12-16	13 19 32	20 14	66	11	15	12 3	7 3	-3	

Technical Fouls: NONE

Shooting By Period		
1 <sup>st</sup> FG%	9-17	52.9%
3PT%	5-6	83.3%
FT%	3-3	100%
2 <sup>nd</sup> FG%	2-14	14.3%
3PT%	0-6	0.0%
FT%	4-6	66.7%
3 <sup>rd</sup> FG%	4-16	25.0%
3PT%	4-12	33.3%
FT%	3-4	75%
4 <sup>th</sup> FG%	6-15	40.0%
3PT%	3-8	37.5%
FT%	2-3	66.7%
GM FG%	21-62	33.9%
3PT%	12-32	37.5%
FT%	12-16	75.0%

Dead Ball Rebounds: 3, 0

	TU		UA		Points from		TU	UA	Period by Period Scoring					
Biggest lead	6 (4 <sup>th</sup> 0:16)		12 (1 <sup>st</sup> 0:10)		Turnovers	13	21		1st	2nd	3rd	4th	TOT	
Best Scoring Run	8(2 <sup>nd</sup> 7:26)		6 (1 <sup>st</sup> 4:45)		Paint	30	18	TU	14	17	19	19	69	
Lead Changes	8				Second Chance	17	8	UA	26	8	15	17	66	
Times Tied	7				Fast Breaks	7	8							
Time with Lead	13:02		22:34		Bench	9	5							

	TU	UA
Biggest lead	6 (4 <sup>th</sup> 0:46)	12 (1 <sup>st</sup> 0:10)
Best Scoring Run	8(2 <sup>nd</sup> 7:26)	6(1 <sup>st</sup> 4:45)
Lead Changes	8	
Times Tied	7	
Time with Lead	13:02	22:34

## VS. CHARLESTON SOUTHERN | NOV. 9, 2021

Charleston So. - 32

Record: 0-1

No.	Name	Min	FG M-A	3P M-A	FT M-A	Rebounds OR DR TOT	Fouls PF FD	TP	AS	TO	ST	Blocks BS BA	+/-	
13	Sharita Godfrey	F 16:06	2-7	1-3	0-0	0 5 5	2 1	5	0	2	0	0	-47	
20	Madison Adamson	F 38:13	0-7	0-3	0-0	2 2 4	3 2	0	2	5	1	0	-69	
22	Alyssia Faye	F 20:30	4-9	0-2	0-0	0 3 3	4 4	8	0	4	1	0	-40	
5	Sha'Mya Leigh	G 33:57	4-15	1-4	0-0	0 3 3	4 0	9	1	4	1	0	-67	
23	Tori Gittens	G 31:23	1-4	1-2	2-2	2 1 3	1 2	5	1	5	1	0	-61	
1	Victoria Dames	19:22	0-5	0-2	0-0	1 2 3	3 1	0	2	2	0	0	-22	
2	Skyler Baltezegar	14:01	1-6	0-0	1-1	1 4 5	3 2	3	0	2	0	0	-27	
15	Janaia Fargo	11:34	0-1	0-1	2-2	0 2 2	2 3	2	1	5	0	0	-22	
10	Jordan Rogers	09:25	0-1	0-0	0-0	1 1 2	0 0	0	0	1	0	0	-11	
25	MaKenna Winans	05:29	0-1	0-0	0-0	0 2 2	2 0	0	0	0	2	0	-11	
Team						0 4 4		0	1					
Totals			12:56	3-17	5-5	7 29 36	24 15	32	7	31	4	2	2	-70
Technical Fouls:None														



## UNIVERSITY OF ALABAMA / CRIMSON TIDE / BASKETBALL

## VS. DUKE | NOV. 21, 2021

Alabama - 71

Record: 2-2

NO. Name	Min	FG M-A	3P M-A	FT M-A	Rebounds OR DR TOT	Fouls PF FD	TP	AS	TO	ST	Blocks BS BA	+/-
31 Jada Rice	C 27:09	2-3	0-0	0-0	2 3 5	3 1 4	0	2	1	0	0	3
1 Megan Abrams	G 30:47	10-18	3-4	4-5	2 5 7	1 4 27	1	2	2	1	1	1
2 JaMya Mingo-Young	G 33:42	3-8	0-0	3-4	0 3 3	5 5 9	3	3	5	0	0	7
5 Hannah Barber	G 25:17	1-5	1-2	0-0	0 0 0	2 1 3	1	0	0	0	0	-15
23 Brittany Davis	G 30:26	5-10	2-4	4-6	1 0 1	1 2 16	1	5	3	0	1	-6
20 Ruth Koang	11:44	0-2	0-0	0-0	0 0 0	1 1 0	0	0	1	0	0	-8
4 Taylor Sutton	13:26	2-8	1-2	0-0	2 2 2	3 0 5	0	1	0	0	2	3
15 Myra Gordon	19:30	1-3	0-0	0-2	2 3 5	3 0 2	0	1	0	0	0	1
32 Nia Daniel	06:52	0-1	0-1	5-5	0 0 0	3 3 5	2	0	0	0	0	-1
33 Khyla Wade-Warren	01:07	0-1	0-0	0-0	0 0 0	2 0 0	0	1	1	0	0	2
Team					6 3 9		0	1				
Totals		24-59	7-13	16-22	15 17 32	24 17 71	9	16	12	1	4	-3

Technical Fouls:NONE

Shooting By Period	1st	2nd	3rd	4th	GM
FG%	31.1	27.3%			
3PT%	0-1	0.0%			
FT%	8.9	88.9%			
2nd FG%	5-13	38.5%			
3PT%	3-5	60.0%			
FT%	3-5	60%			
3rd FG%	9-18	50.0%			
3PT%	2-4	50.0%			
FT%	2-4	50%			
4th FG%	7-17	41.2%			
3PT%	2-3	66.7%			
FT%	3-4	75%			
GM FG%	24-59	40.7%			
3PT%	7-13	53.8%			
FT%	16-22	72.7%			

Dead Ball Rebounds: 3, 0

Duke - 74

Record: 4-0

NO. Name	Min	FG M-A	3P M-A	FT M-A	Rebounds OR DR TOT	Fouls PF FD	TP	AS	TO	ST	Blocks BS BA	+/-
25 Jade Williams	F 20:27	6-7	0-1	2-4	3 4 7	3 3 14	0	5	0	2	0	8
34 Lexi Gordon	F 26:50	4-7	1-1	2-2	0 3 3	1 1 11	0	2	0	0	0	2
00 Celeste Taylor	G 36:15	9-14	3-5	0-0	2 2 4	2 4 21	3	5	2	0	0	1
2 Vanessa de Jesus	G 26:18	2-5	1-4	1-2	0 0 0	3 2 6	5	1	1	0	0	2
4 Elizabeth Balogun	G 30:20	2-3	0-0	2-2	1 1 4	3 2 5	1	1	1	0	0	7
24 O. Akinbote-James	19:10	1-2	0-0	3-4	0 5 5	3 5 5	2	1	0	2	0	2
30 Shayenn Day-Wilson	26:24	2-8	0-4	7-9	0 2 2	1 7 11	3	4	1	0	1	-1
3 Miela Goodchild	08:28	0-0	0-0	0-0	0 2 2	0 0 0	0	1	0	0	0	-3
22 Amaya Finklea-Gutty	05:48	0-0	0-0	0-0	1 1 2	1 0 0	0	1	0	0	0	0
Team					0 1 1		0	1				
Totals		26-48	5-18	17-23	7 23 30	17 24 74	14	22	5	4	1	3

Technical Fouls:NONE

Shooting By Period	1st	2nd	3rd	4th	GM
FG%	7-12	58.3%			
3PT%	2-5	40.0%			
FT%	4-5	80%			
2nd FG%	5-11	45.5%			
3PT%	1-4	25.0%			
FT%	3-5	60%			
3rd FG%	7-14	50.0%			
3PT%	1-5	20.0%			
FT%	2-4	50%			
4th FG%	7-11	63.6%			
3PT%	1-4	25.0%			
FT%	8-9	88.9%			
GM FG%	26-48	54.2%			
3PT%	5-18	27.8%			
FT%	17-23	73.9%			

Dead Ball Rebounds: 4, 0

	ALA	DUK
Biggest lead	6 (4 <sup>th</sup> 8:10)	10 (3 <sup>rd</sup> 6:36)
Best Scoring Run	9 (3 <sup>rd</sup> 4:37)	7 (1 <sup>st</sup> 4:50)
Lead Changes	6	
Times Tied	3	
Time with Lead	10:51	25:49

Points from Turnovers	ALA	DUK
Paint	22	16
Second Chance	30	28
Fast Breaks	19	8
Bench	8	16

Period by Period Scoring	1st	2nd	3rd	4th	TOT
ALA	14	16	22	19	71
DUK	20	14	17	23	74

## VS. MERCER | NOV. 24, 2021

Mercer - 48

Record: 3-3

NO. Name	Min	FG M-A	3P M-A	FT M-A	Rebounds OR DR TOT	Fouls PF FD	TP	AS	TO	ST	Blocks BS BA	+/-
32 Jaron Dougherty	F 26:47	2-10	0-1	0-0	1 9 10	1 0 4	1	2	1	0	0	-2
44 Allie Thayne	F 24:15	1-3	0-0	0-0	2 1 3	3 2 2	3	0	0	1	0	-16
1 Amoria Neal-Tysor	G 34:39	7-16	3-7	2-2	1 5 6	2 2 19	1	1	1	0	0	-13
4 Endia Banks	G 13:44	3-6	0-1	0-0	0 1 1	0 1 6	0	2	0	0	1	-8
21 Shannon Titus	G 36:20	4-17	0-0	2-4	2 6 8	2 2 10	2	2	0	2	0	-11
44 Lauren McNamara-Clement	05:43	1-1	0-0	0-0	1 0 1	0 0 2	0	0	0	0	0	-2
5 Erin Houpt	26:41	1-5	1-3	0-0	0 0 0	1 3 3	2	0	2	0	0	6
20 Sierra Votaw	13:58	0-2	0-0	0-0	3 2 5	1 0 2	1	3	0	2	0	-3
15 Nigeria Harkless	09:17	1-1	0-0	0-2	2 2 4	0 2 2	0	1	2	0	0	9
2 Sydney Boykin	08:17	0-0	0-0	0-0	0 0 0	0 0 0	0	0	1	0	0	5
0 Kinley Fisher	00:19	0-1	0-0	0-0	0 0 0	0 0 0	0	0	0	0	0	0
Team					0 1 1		0	1				
Totals		20-62	4-12	4-8	12 27 39	10 12 48	10	13	6	5	1	-7

Technical Fouls:NONE

Shooting By Period	1st	2nd	3rd	4th	GM
FG%	6-19	31.6%			
3PT%	1-5	20.0%			
FT%	0-0	0%			
2nd FG%	4-16	25.0%			
3PT%	0-2	0.0%			
FT%	1-4	25%			
3rd FG%	5-13	38.5%			
3PT%	1-1	100.0%			
FT%	2-2	100%			
4th FG%	5-14	35.7%			
3PT%	2-4	50.0%			
GM FG%	20-62	32.3%			
3PT%	4-12	33.3%			
FT%	4-8	50.0%			

Dead Ball Rebounds: 2, 0

Alabama - 55

Record: 3-2

NO. Name	Min	FG M-A	3P M-A	FT M-A	Rebounds OR DR TOT	Fouls PF FD	TP	AS	TO	ST	Blocks BS BA	+/-
31 Jada Rice	C 20:08	6-11	0-0	0-1	0 5 5	3 2 12	0	3	0	1	0	8
1 Megan Abrams	G 37:03	5-14	4-9	3-4	1 4 5	1 2 17	1	1	2	0	1	6
2 JaMya Mingo-Young	G 18:38	1-5	0-1	0-2	0 3 3	2 1 2	2	3	1	0	2	7
5 Hannah Barber	G 32:55	1-4	1-3	0-0	0 2 2	1 2 3	6	1	2	0	0	14
23 Brittany Davis	G 32:12	4-8	3-6	2-2	4 5 9	1 2 13	2	1	2	0	0	10
33 Khyla Wade-Warren	07:17	0-2	0-1	0-0	0 1 1	0 0 0	0	0	0	0	1	2
4 Taylor Sutton	07:45	0-1	0-1	0-0	0 1 0	0 0 0	0	0	0	1	0	-5
20 Ruth Koang	01:39	0-0	0-0	0-0	0 0 0	0 0 0	0	0	2	0	0	-2
32 Nia Daniel	12:03	0-2	0-1	0-0	0 3 3	2 0 0	0	1	0	0	1	-3
15 Myra Gordon	14:54	1-2	0-1	0-0	1 3 4	1 0 2	1	3	1	0	0	-2
12 Allie Craig Cruce	15:26	2-4	1-3	1-2	1 1 2	1 1 6	2	1	0	0	0	0
Team					3 4 7		0	1				
Totals		20-53	9-26	6-11	10 32 42	12 10 55	14	17	9	1	5	7

Technical Fouls:NONE

Shooting By Period	1st	2nd	3rd	4th	GM
FG%	6-13	46.2%			
3PT%	5-10	50.0%			
FT%	2-2	100%			
2nd FG%	3-14	21.4%			
3PT%	1-6	16.7%			
FT%	0-0	0%			
3rd FG%	7-16	43.8%			
3PT%	3-8	37.5%			
FT%	1-5	20%			
4th FG%	4-10	40.0%			
3PT%	0-2	0.0%			
GM FG%	20-53	37.7%			
3PT%	9-26	34.6%			
FT%	6-11	54.5%			

Dead Ball Rebounds: 1, 0

	MU	UA
Biggest lead	0 (1 <sup>st</sup> 10:00)	14 (3 <sup>rd</sup> 5:18)
Best Scoring Run	11 (2 <sup>nd</sup> 9:12)	12 (3 <sup>rd</sup> 5:18)
Lead Changes	0	
Times Tied	0	
Time with Lead	00:00	39:38

Points from Turnovers	MU	UA
Paint	8	15
Second Chance	6	7
Fast Breaks	6	12
Bench	7	8

Period by Period Scoring	1st	2nd	3rd	4th	TOT
MU	13	9	13	13	48
UA	19	7	18	11	55

## VS. WESTERN CAROLINA | NOV. 26, 2021

Western Caro. - 43

Record: 3-3

NO. Name	Min	FG M-A	3P M-A	FT M-A	Rebounds OR DR TOT	Fouls PF FD	TP	AS	TO	ST	Blocks BS BA	+/-
5 Vanessa Oduah	G 10:05	0-5	0-3	0-0	0 2 2	5 0 2	0	1	5	1	0	-9
12 Jai Reid	G 19:05	0-0	0-0	2-2	1 4 5	5 1 2	0	1	2	1	0	-12
20 Andrea Martin Ruiz	G 10:35	0-1	0-0	0-0	0 2 2	2 0 0	0	2	4	0	0	-7
31 Audrey Meyers	G 12:45	1-3	1-1	0-0	0 1 1	2 1 3	0	1	1	0	1	-17
33 Tembre Moates	G 23:59	2-4	0-0	0-0	1 2 3	1 0 4	0	1	0	1	0	-20
2 Mykaylyn Davis	11:30	0-2	0-1	0-0	0 0 0	2 0 0	0	1	2	2	0	-19
22 Nadia Marshall	33:48	7-14	0-1	1-1	2 4 6	1 4 15	0	0	4	0	0	-20
22 Nadia Marshall	14:39	2-5	0-0	4-4	1 1 2	4 3 8	0	0	0	2	0	-10
13 Zanonira Cruz	17:50	0-3	0-1	0-0	0 2 2	2 0 0	0	1	4	0	0	-17
14 Jacey Justice	30:58	3-10	1-6	2-3	1 3 4	1 2 9	4	7	0	0	0	-18
25 Bailey Trumm	06:47	0-1	0-1	0-0	0 0 0	0 0 0	0	1	0	0	0	-11
11 Sophia Singer	07:59	1-1	0-0	0-0	0 0 0	1 0 2	0	0	0	0	0	-10
Team					1 2 3		0	1				
Totals		16-49	2-14	9-10	7 23 30	21 13 43	10	26	10	4	1	-34

Technical Fouls:NONE

Shooting By Period		
1 <sup>st</sup>	FG%	4-12 33.3%
	3PT%	1-5 20.0%
	FT%	0-1 0%
2 <sup>nd</sup>	FG%	3-7 42.9%
	3PT%	0-3 0.0%
	FT%	4-4 100%
3 <sup>rd</sup>	FG%	6-16 37.5%
	3PT%	1-3 33.3%
	FT%	2-2 100%
4 <sup>th</sup>	FG%	3-14 21.4%
	3PT%	0-3 0.0%
	FT%	3-3 100%
GM FG%	16-49 32.7%	
	3PT%	2-14 14.3%
	FT%	9-10 90.0%

## VS. MEMPHIS | NOV. 30, 2021

Memphis - 44		Record: 6-2																			
NO. Name	Min	FG	3P	FT	Rebounds	Fouls	TP	AS	TO	ST	Blocks	BS	BA	BA	BA	BA	BA	BA	BA	BA	BA
33 Alana Davis	14:52	0-0	0-0	1-2	0 0 0	2 1	1	0	2	1	1	0	0	0	0	0	0	0	0	0	-5
2 Madison Griggs	30:12	2-10	2-8	2-2	1 3 4	1 1	8	2	0	1	0	0	0	0	0	0	0	0	0	0	-22
3 Jatyia Jones	19:18	3-5	2-3	0-0	0 4 4	1 1	8	0	1	1	0	0	0	0	0	0	0	0	0	0	-14
5 Emani Jefferson	22:40	1-4	0-1	0-0	0 2 2	2 3	2	3	2	0	1	0	0	0	0	0	0	0	0	0	-4
23 Jamirah Shutes	29:16	3-11	2-5	0-0	0 1 1	2 1	8	0	2	1	0	0	0	0	0	0	0	0	0	0	-19
4 Maya Stovall	18:25	0-3	0-1	0-0	0 1 1	2 0	0	3	2	0	0	0	0	0	0	0	0	0	0	0	-25
55 Tyler Frierson	15:19	5-7	0-0	0-1	3 2 5	2 0	1	1	1	1	0	0	0	0	0	0	0	0	0	0	-12
13 Coriah Beck	06:15	0-2	0-0	0-0	0 0 0	0 0	0	0	1	0	0	0	0	0	0	0	0	0	0	0	-8
53 Lanetta Williams	15:04	1-5	0-0	0-0	3 4 7	1 1	2	1	0	1	0	0	0	0	0	0	0	0	0	0	-10
24 Makaiya Brooks	05:50	1-4	1-4	0-0	0 0 0	0 0	0	3	0	1	0	0	0	0	0	0	0	0	0	0	-3
1 Hannah Riddick	03:41	0-1	0-0	0-2	0 0 0	0 0	0	1	0	1	0	0	0	0	0	0	0	0	0	0	-8
40 Aliyah Green	07:18	0-1	0-0	0-2	1 3 4	2 2	0	0	0	1	0	0	0	0	0	0	0	0	0	0	-8
25 En'Dya Buford	07:22	1-2	0-1	0-0	0 3 0	0 0	2	0	0	1	0	0	0	0	0	0	0	0	0	0	0
22 Callie Wright	04:28	0-1	0-1	0-0	0 0 0	0 0	0	0	1	0	0	0	0	0	0	0	0	0	0	0	0
Team					2 1 3		0		2												
Totals		17-56	7-24	3-9	13 21 34	15 12	44	9	17	8	4	2	2	2	2	2	2	2	2	2	-27

Technical Fouls: NONE

Alabama - 71		Record: 6-2																			
NO. Name	Min	FG	3P	FT	Rebounds	Fouls	TP	AS	TO	ST	Blocks	BS	BA	BA	BA	BA	BA	BA	BA	BA	BA
31 Jada Rice	27:32	6-9	0-0	1-1	5 6 11	1 4	13	4	0	3	1	1	28								
1 Megan Abrams	31:16	5-11	1-5	3-4	1 3 4	0 5	14	1	2	0	0	1	24								
2 JaMya Mingo-Young	30:16	4-9	1-1	0-0	2 4 6	3 0	9	4	1	2	0	0	26								
5 Hannah Barber	28:14	4-6	4-6	1-2	0 1 1	0 4	13	4	0	1	0	0	30								
23 Brittany Davis	28:58	6-15	2-9	0-0	1 5 6	2 0	14	0	2	3	0	0	22								
15 Myra Gordon	14:10	1-3	0-1	0-0	0 4 4	0 0	2	0	1	0	0	0	7								
33 Khyla Wade-Warren	12:28	1-3	0-0	0-0	2 2 4	1 1	2	1	2	0	1	1	1								
4 Taylor Sutton	10:48	1-4	0-1	0-0	0 0 0	1 1	2	0	1	0	0	0	7								
12 Allie Craig Cruce	06:50	0-0	0-0	0-0	1 0 1	0 0	0	2	2	0	0	0	1								
0 Ahriahna Grizzle	05:06	0-0	0-0	0-0	0 0 0	1 0	0	0	0	1	0	0	0								
20 Ruth Koang	03:05	1-1	0-0	0-0	1 2 3	2 0	2	0	1	0	0	0	2								
45 Taylor Cullinan	01:17	0-2	0-1	0-0	1 0 1	0 0	0	0	0	0	0	0	2								
Team					0 3 3		0		1												
Totals		29-63	8-24	5-7	14 30 44	12 15	71	16	13	10	2	4	27								

Technical Fouls: NONE

UM		UA		Points from		UM		UA		Period by Period Scoring	
Biggest lead	0 (1 <sup>st</sup> 10:00)	32 (4 <sup>th</sup> 6:32)		Turnovers	9	15		Paint	20	38	
Best Scoring Run	6 (3 <sup>rd</sup> 9:19)	9 (2 <sup>nd</sup> 6:46)		Second Chance	4	17		Fast Breaks	8	8	
Lead Changes	0			Bench	17	8					
Times Tied	0										
Time with Lead	00:00	39:21									

Dead Ball Rebounds: 1, 0

## VS. HOUSTON | DEC. 3, 2021

Houston - 67		Record: 3-5																			
NO. Name	Min	FG	3P	FT	Rebounds	Fouls	TP	AS	TO	ST	Blocks	BS	BA	BA	BA	BA	BA	BA	BA	BA	BA
1 Bria Patterson	29:25	0-3	0-2	0-0	0 4 4	0 0	2	1	1	1	1	0	-12								
30 Tatyana Hill	21:02	4-9	0-0	1-2	4 4 8	4 2	9	0	3	2	0	0	2								
2 Tiana Young	25:43	3-9	1-1	0-0	0 0 0	2 2	7	1	3	2	0	1	-17								
10 Britney Onyeje	19:01	2-7	1-6	0-0	0 1 1	5 0	5	1	1	0	0	0	8								
14 Laila Blair	26:20	7-14	2-6	4-4	0 3 3	2 2	20	1	2	2	0	1	-1								
5 Dymond Gladney	30:35	4-10	1-4	3-5	0 4 4	3 4	12	1	0	6	0	0	-2								
45 Fatou Diagne	13:17	3-5	0-0	0-0	1 2 3	0 0	6	0	1	0	1	0	-15								
23 Julia Blackshell-Fair	11:27	1-3	0-0	0-0	0 0 0	0 0	2	1	0	0	0	0	-12								
34 Kamryn Jones	10:34	1-1	0-0	0-2	1 2 3	1 1	2	0	0	0	1	0	4								
0 Eryka Sidney	02:40	0-0	0-0	0-0	0 0 0	0 0	0	0	1	1	0	0	0								
11 Ash'a Thompson	01:16	0-1	0-0	0-0	0 0 0	0 0	0	0	0	0	0	0	-2								
32 Tamara Nard	05:42	1-2	0-0	0-0	1 1 2	0 0	2	0	0	2	0	1	0								
4 Tae'lor Purvis	02:58	1-1	0-0	0-0	0 0 0	0 0	2	0	0	0	0	0	0								
Team					1 1 2		0		0												
Totals		27-65	5-19	8-13	8 22 30	21 11	67	7	12	17	5	3	-10								

Technical Fouls: Coach 3<sup>rd</sup> 3:25

Dead Ball Rebounds: 2, 0

Alabama - 77		Record: 7-2																			
NO. Name	Min	FG	3P	FT	Rebounds	Fouls	TP	AS	TO	ST	Blocks	BS	BA	BA	BA	BA	BA	BA	BA	BA	BA
31 Jada Rice	20:11	4-5	0-0	1-2	0 4 4	3 1	9	1	1	0	0	0	5								
1 Megan Abrams	37:07	8-12	3-6	4-5	1 6 7	5 0	23	1	5	0	0	0	5								
2 JaMya Mingo-Young	32:33	3-7	0-2	5-6	4 1 5	1 5	11	4	4	3	0	0	8								
5 Hannah Barber	28:43	4-8	3-7	1-2	0 3 3	1 1	12	3	3	3	0	1	25								
23 Brittany Davis	29:37	5-15	2-10	5-6	1 7 8	2 5	17	1	1	0	0	0	2								
4 Taylor Sutton	21:09	1-3	0-1	1-2	0 3 3	2 3	3	3	6	0	0	0	2								
33 Khyla Wade-Warren	15:09	1-3	0-0	0-0	1 1 2	1 0	2	1	1	2	3	1	5								
15 Myra Gordon	10:51	0-1	0-0	0-0	0 3 3	1 0	0	1	2	0	0	1	-11								
20 Ruth Koang	00:40	0-0	0-0	0-0	0 0 0	0 0	0	0	0	0	0	0	0								
Team					3 5 8		0		0												
Totals		26-54	8-26	17-23	10 33 43	11 20	77	15	23	8	3	5	10								

Technical Fouls: NONE

Dead Ball Rebounds: 2, 0

UH		UA		Points from		UH		UA		Period by Period Scoring	
Biggest lead	4 (1 <sup>st</sup> 0:12)	25 (4 <sup>th</sup> 5:35)		Turnovers	17	14		Paint	42	34	
Best Scoring Run	15 (4 <sup>th</sup> 1:35)	11 (2 <sup>nd</sup> 2:18)		Second Chance	9	8		Fast Breaks	16	13	
Lead Changes	2			Bench	26	5					
Times Tied	5										
Time with Lead	05:15	30:33									

## AT CHATTANOOGA | DEC. 5, 2021

Alabama - 80		Record: 8-2																																																																																																																																																																																																																																																																																																																																																																																																																																																																																																																																																																																																																																																																																																																																																																																																																																																																																																																																																																																																																																																																																																																																																																																											
NO.	Name	Min	FG	3P	FT	Rebounds	Fouls	TP	AS	TO	ST	Blocks	BS	BA	BA	BA	BA	BA	BA	BA	BA	BA	BA	BA	BA	BA	BA	BA	BA	BA	BA	BA	BA	BA	BA	BA	BA	BA	BA	BA	BA	BA	BA	BA	BA	BA	BA	BA	BA	BA	BA	BA	BA	BA	BA	BA	BA	BA	BA	BA	BA	BA	BA	BA	BA	BA	BA	BA	BA	BA	BA	BA	BA	BA	BA	BA	BA	BA	BA	BA	BA	BA	BA	BA	BA	BA	BA	BA	BA	BA	BA	BA	BA	BA	BA	BA	BA	BA	BA	BA	BA	BA	BA	BA	BA	BA	BA	BA	BA	BA	BA	BA	BA	BA	BA	BA	BA	BA	BA	BA	BA	BA	BA	BA	BA	BA	BA	BA	BA	BA	BA	BA	BA	BA	BA	BA	BA	BA	BA	BA	BA	BA	BA	BA	BA	BA	BA	BA	BA	BA	BA	BA	BA	BA	BA	BA	BA	BA	BA	BA	BA	BA	BA	BA	BA	BA	BA	BA	BA	BA	BA	BA	BA	BA	BA	BA	BA	BA	BA	BA	BA	BA	BA	BA	BA	BA	BA	BA	BA	BA	BA	BA	BA	BA	BA	BA	BA	BA	BA	BA	BA	BA	BA	BA	BA	BA	BA	BA	BA	BA	BA	BA	BA	BA	BA	BA	BA	BA	BA	BA	BA	BA	BA	BA	BA	BA	BA	BA	BA	BA	BA	BA	BA	BA	BA	BA	BA	BA	BA	BA	BA	BA	BA	BA	BA	BA	BA	BA	BA	BA	BA	BA	BA	BA	BA	BA	BA	BA	BA	BA	BA	BA	BA	BA	BA	BA	BA	BA	BA	BA	BA	BA	BA	BA	BA	BA	BA	BA	BA	BA	BA	BA	BA	BA	BA	BA	BA	BA	BA	BA	BA	BA	BA	BA	BA	BA	BA	BA	BA	BA	BA	BA	BA	BA	BA	BA	BA	BA	BA	BA	BA	BA	BA	BA	BA	BA	BA	BA	BA	BA	BA	BA	BA	BA	BA	BA	BA	BA	BA	BA	BA	BA	BA	BA	BA	BA	BA	BA	BA	BA	BA	BA	BA	BA	BA	BA	BA	BA	BA	BA	BA	BA	BA	BA	BA	BA	BA	BA	BA	BA	BA	BA	BA	BA	BA	BA	BA	BA	BA	BA	BA	BA	BA	BA	BA	BA	BA	BA	BA	BA	BA	BA	BA	BA	BA	BA	BA	BA	BA	BA	BA	BA	BA	BA	BA	BA	BA	BA	BA	BA	BA	BA	BA	BA	BA	BA	BA	BA	BA	BA	BA	BA	BA	BA	BA	BA	BA	BA	BA	BA	BA	BA	BA	BA	BA	BA	BA	BA	BA	BA	BA	BA	BA	BA	BA	BA	BA	BA	BA	BA	BA	BA	BA	BA	BA	BA	BA	BA	BA	BA	BA	BA	BA	BA	BA	BA	BA	BA	BA	BA	BA	BA	BA	BA	BA	BA	BA	BA	BA	BA	BA	BA	BA	BA	BA	BA	BA	BA	BA	BA	BA	BA	BA	BA	BA	BA	BA	BA	BA	BA	BA	BA	BA	BA	BA	BA	BA	BA	BA	BA	BA	BA	BA	BA	BA	BA	BA	BA	BA	BA	BA	BA	BA	BA	BA	BA	BA	BA	BA	BA	BA	BA	BA	BA	BA	BA	BA	BA	BA	BA	BA	BA	BA	BA	BA	BA	BA	BA	BA	BA	BA	BA	BA	BA	BA	BA	BA	BA	BA	BA	BA	BA	BA	BA	BA	BA	BA	BA	BA	BA	BA	BA	BA	BA	BA	BA	BA	BA	BA	BA	BA	BA	BA	BA	BA	BA	BA	BA	BA	BA	BA	BA	BA	BA	BA	BA	BA	BA	BA	BA	BA	BA	BA	BA	BA	BA	BA	BA	BA	BA	BA	BA	BA	BA	BA	BA	BA	BA	BA	BA	BA	BA	BA	BA	BA	BA	BA	BA	BA	BA	BA	BA	BA	BA	BA	BA	BA	BA	BA	BA	BA	BA	BA	BA	BA	BA	BA	BA	BA	BA	BA	BA	BA	BA	BA	BA	BA	BA	BA	BA	BA	BA	BA	BA	BA	BA	BA	BA	BA	BA	BA	BA	BA	BA	BA	BA	BA	BA	BA	BA	BA	BA	BA	BA	BA	BA	BA	BA	BA	BA	BA	BA	BA	BA	BA	BA	BA	BA	BA	BA	BA	BA	BA	BA	BA	BA	BA	BA	BA	BA	BA	BA	BA	BA	BA	BA	BA	BA	BA	BA	BA	BA	BA	BA	BA	BA	BA	BA	BA	BA	BA	BA	BA	BA	BA	BA	BA	BA	BA	BA	BA	BA	BA	BA	BA	BA	BA	BA	BA	BA	BA	BA	BA	BA	BA	BA	BA	BA	BA	BA	BA	BA	BA	BA	BA	BA	BA	BA	BA	BA	BA	BA	BA	BA	BA	BA	BA	BA	BA	BA	BA	BA	BA	BA	BA	BA	BA	BA	BA	BA	BA	BA	BA	BA	BA	BA	BA	BA	BA	BA	BA	BA	BA	BA	BA	BA	BA	BA	BA	BA	BA	BA	BA	BA	BA	BA	BA	BA	BA	BA	BA	BA	BA	BA	BA	BA	BA	BA	BA	BA	BA	BA	BA	BA	BA	BA	BA	BA	BA	BA	BA	BA	BA	BA	BA	BA	BA	BA	BA	BA	BA	BA	BA	BA	BA	BA	BA	BA	BA	BA	BA	BA	BA	BA	BA	BA	BA	BA	BA	BA	BA	BA	BA	BA	BA	BA	BA	BA	BA	BA	BA	BA	BA	BA	BA	BA	BA	BA	BA	BA	BA	BA	BA	BA	BA	BA	BA	BA	BA	BA	BA	BA	BA	BA	BA	BA	BA	BA	BA	BA	BA	BA	BA	BA	BA	BA	BA	BA	BA	BA	BA	BA	BA	BA	BA	BA	BA	BA	BA	BA	BA	BA	BA	BA	BA	BA	BA	BA	BA	BA	BA	BA	BA	BA	BA	BA	BA	BA	BA	BA	BA	BA	BA	BA	BA	BA	BA	BA	BA	BA	BA	BA	BA	BA	BA	BA	BA	BA	BA	BA	BA	BA	BA	BA	BA	BA	BA	BA	BA	BA	BA	BA	BA	BA	BA	BA	BA	BA	BA	BA	BA	BA	BA	BA	BA	BA	BA	BA	BA	BA	BA	BA	BA	BA	BA	BA	BA	BA	BA	BA	BA	BA	BA	BA	BA	BA	BA	BA	BA	BA	BA	BA	BA	BA	BA	BA	BA	BA	BA	BA	BA	BA	BA	BA	BA	BA	BA	BA	BA	BA	BA	BA	BA	BA	BA	BA	BA	BA	BA	BA	BA	BA	BA	BA	BA	BA	BA	BA	BA	BA	BA	BA	BA	BA	BA	BA	BA	BA	BA	BA	BA	BA	BA	BA	BA	BA	BA	BA	BA	BA	BA	BA	BA	BA	BA	BA	BA	BA	BA	BA	BA	BA	BA	BA	BA	BA	BA	BA	BA	BA	BA	BA	BA	BA	BA	BA	BA	BA	BA	BA	BA	BA	BA	BA	BA	BA	BA	BA	BA	BA	BA	BA	BA	BA	BA	BA	BA	BA	BA	BA	BA	BA	BA	BA	BA	BA	BA	BA	BA	BA	BA	BA	BA	BA	BA	BA	BA	BA	BA	BA	BA	BA	BA	BA	BA	BA	BA	BA	BA

## AT NO. 7/9 TENNESSEE | DEC. 30, 2021

Alabama - 44														Record: 9-3 (0-1)									
NO.	Name	Min	FG M-A	3P M-A	FT M-A	Rebounds OR DR TOT	Fouls PF FD	TP	AS	TO	ST	Blocks BS BA	+/-	Shooting By Period									
31	Jada Rice	C 30:24	1-6	0-0	2-2	3 5 8	4 4	4	0	3	1	3 2	-7	1st FG%	5-15	33.3%							
1	Megan Abrams	G 08:18	0-2	0-1	0-0	0 0 0	2 0	0	0	1	0	0 1	-11	3PT%	2-7	28.6%							
2	JaMya Mingo-Young	G 37:37	4-11	2-3	1-2	1 5 6	0 3	11	1	2	1	0 0	-15	FT%	0-0	0%							
5	Hannah Barber	G 39:13	3-15	2-11	0-0	1 5 6	1 3	8	2	1	0	0 1	-16	2nd FG%	4-19	21.1%							
23	Brittany Davis	G 30:25	5-19	1-10	1-2	3 3 6	2 1	12	4	1	2	0 1	-15	3PT%	2-9	22.2%							
15	Myra Gordon	28:24	2-9	0-1	0-0	5 3 8	2 1	4	1	1	1	0 2	-2	FT%	2-2	100%							
32	Nia Daniel	14:43	1-4	0-0	0-0	0 0 0	1 0	2	0	0	0	1 0	-10	3rd FG%	5-17	29.4%							
33	Khyia Wade-Warren	06:45	1-4	0-2	1-2	0 0 0	3 1	3	0	2	0	0 1	-10	3PT%	1-9	11.1%							
0	Ahriahna Grizzle	01:20	0-0	0-0	0-0	0 0 0	0 0	0	0	0	0	0 0	-3	FT%	2-4	50%							
12	Allie Craig Cruce	02:51	0-1	0-1	0-0	0 0 0	1 0	0	0	0	0	1 0	-1	4th FG%	3-20	15.0%							
Team						5 2 7		0		0				3PT%	0-4	0.0%							
Totals			17-71	5-29	5-8	18 23 41	16 13	44	8	11	5	5 8	-18	FT%	1-2	50%							
														GM FG%			17-71	23.9%					
														3PT%			5-29	17.2%					
														FT%			5-8	62.5%					
														Dead Ball Rebounds:			3 0						
														Technical Fouls:			NONE						

Shooting By Period		
1 <sup>st</sup> FG%	5-15	33.3%
3PT%	2-7	28.6%
FT%	0-0	0%
2 <sup>nd</sup> FG%	4-19	21.1%
3PT%	2-9	22.2%
FT%	2-2	100%
3 <sup>rd</sup> FG%	5-17	29.4%
3PT%	1-9	11.1%
FT%	2-4	50%
4 <sup>th</sup> FG%	3-20	15.0%
3PT%	0-4	0.0%
FT%	1-2	50%
GM FG%	17-71	23.9%
3PT%	5-29	17.2%
FT%	5-8	62.5%
Dead Ball Rebounds: 3, 0		

Tennessee - 62			Record: 12-1 (1-0)																
NO.	Name	Min	FG M-A	3P M-A	FT M-A	Rebounds OR DR TOT	Fouls PF FD	TP	AS	TO	ST	Blocks BS BA	+/-	Shooting By Period					
1	Sara Puckett	F 20:36	1-5	0-4	1-2	2 1 3	2 2	3	0	6	0	0	0	9	1st FG%	8-14	57.1%		
2	Alexus Dye	F 20:07	2-12	0-0	2-2	1 6 7	0 2	6	1	1	1	0	2	4	3PT%	2-5	40.0%		
20	Tamari Key	C 30:17	4-6	0-0	5-7	3 8 11	4 4	13	3	0	0	5	1	13	FT%	5-8	62.5%		
4	Jordan Walker	G 37:35	7-13	1-3	1-1	1 5 6	2 2	16	6	1	0	1	1	21	2nd FG%	3-15	20.0%		
21	Tess Darby	G 29:44	3-8	3-7	0-0	0 1 1	0 0	9	0	1	3	0	0	18	3PT%	0-3	0.0%		
0	Brooklyn Miles	25:25	2-4	0-1	0-0	0 3 3	1 1	4	4	2	1	0	0	9	FT%	1-2	50%		
13	Keyen Green	19:33	4-5	0-0	0-1	1 4 5	4 4	8	0	3	0	1	0	14	3rd FG%	3-12	25.0%		
5	Kaiya Wynn	09:58	1-3	0-0	1-2	1 4 5	0 1	3	1	0	0	0	1	2	3PT%	1-4	25.0%		
11	Karoline Striplin	05:57	0-0	0-0	0-0	0 0 0	0 0	0	0	1	0	0	0	0	FT%	1-2	50%		
10	Jessie Rennie	00:32	0-0	0-0	0-0	0 0 0	0 0	0	0	0	0	0	0	0	4th FG%	10-15	66.7%		
31	Emily Saunders	00:16	0-0	0-0	0-0	0 0 0	0 0	0	0	0	0	0	0	0	3PT%	1-3	33.3%		
															FT%	3-3	100%		
Team						3 2 5		0		1					GM FG%	24-56	42.9%		
Totals			24-56	4-15	10-15	12 34 46	13 16	62	16	15	5	8 5	-18		3PT%	4-15	26.7%		
															FT%			10-15	66.7%
Technical Fouls: NONE																			
Dead Ball Rebounds: 2.2																			

Dead Ball Rebounds: 2, 2

	ALA	TENN
Biggest lead	2 (3 <sup>rd</sup> 3:51)	18 (4 <sup>th</sup> 1:16)
Best Scoring Run	8 (2 <sup>nd</sup> 2:54)	9 (4 <sup>th</sup> 7:06)
Lead Changes	4	
Times Tied	4	
Time with Lead	00:45	34:21

## VS. NR/RV MISSISSIPPI STATE | JAN. 6, 2022

Mississippi St. - 65										Record: 10-4 (1-1)									
NO.	Name	Min	FG M-A	3P M-A	FT M-A	Rebounds OR DR TOT	Fouls PF FD	TP	AS	TO	ST	Blocks BS BA	+/-	Shooting By Period					
25	Denae Carter	F 33:52	3-4	0-0	0-2	3 7 10	4 1	6	0	3	0	0	0	1 <sup>st</sup> FG%	9-18	50.0%			
0	Anastasia Hayes	G 40:00	9-17	0-4	4-6	1 2 3	1 6	22	1	4	2	0	0	3 <sup>rd</sup> FT%	1-7	14.3%			
1	Myah Taylor	G 36:47	6-12	1-3	1-2	0 1 1	1 2	14	6	1	7	2	2	FT%	1-2	50%			
2	Jerkaila Jordan	G 35:33	7-15	1-4	1-2	3 4 7	3 4	16	2	2	2	1	0	2 <sup>nd</sup> FG%	7-15	46.7%			
10	Aislynn Hayes	G 28:05	1-5	0-3	2-2	0 4 4	2 1	4	0	0	1	1	-7	3 <sup>rd</sup> FT%	2-4	50.0%			
23	Caterion Thompson	19:35	1-6	1-4	0-0	2 0 2	0 0	3	0	0	0	0	9	FT%	1-2	50.0%			
44	Raven Farley	04:30	0-1	0-0	0-0	0 0 0	1 0	0	0	0	0	0	2	3 <sup>rd</sup> FG%	7-17	41.2%			
22	Charlotte Kohl	01:38	0-1	0-0	0-0	0 1 1	1 0	0	0	0	0	0	1	FT%	0-4	0.0%			
Team						4 4 8		0		2				4 <sup>th</sup> FG%	4-11	36.4%			
Totals			27-61	3-18	8-14	13 23 36	13 14	65	9	12	12	4 2	3	3 <sup>rd</sup> FT%	0-3	0.0%			
														FT%			6-8	75%	
														GM FG%			27-61	44.3%	
														3 <sup>rd</sup> FT%			3-18	16.7%	
														FT%			8-14	57.1%	
Dead Ball Rebounds: 4.0																			

Dead Ball Rebounds: 4, 0

Alabama - 62														Record: 10-4 (1-2)										Dead Ball Rebounds: 0-0									
NO.	Name	Min	FG M-A	3P M-A	FT M-A	Rebounds OR DR TOT	Fouls PF FD	TP	AS	TO	ST	Blocks BS BA	+/-	Shooting By Period																			
31	Jada Rice	C 35:26	4-7	0-0	0-1	3 7 10	3 4	8	2	3	0	2 0	-1	1 <sup>st</sup>	FGT%	5-10	50.0%																
1	Megan Abrams	G 35:47	4-15	3-9	3-4	0 1 1	1 4	14	3	5	1	0 2	-2	1 <sup>st</sup>	FT%	3-4	75%																
2	JaMya Mingo-Young	G 31:01	3-6	0-1	0-0	2 4 6	4 0	6	4	2	0	0 2	1	2 <sup>nd</sup>	FGT%	6-11	54.5%																
5	Hannah Barber	G 39:27	7-11	5-8	0-0	0 2 2	2 1	19	0	3	0	0 0	-5	2 <sup>nd</sup>	FT%	1-2	50.0%																
23	Brittany Davis	G 35:56	4-14	2-8	1-2	2 7 9	1 1	11	2	3	0	0 0	-6	2 <sup>nd</sup>	FT%	3-4	75%																
32	Nia Daniel	01:46	0-0	0-0	0-0	0 0 0	0 0	0	0	1	0	0 0	-3	3 <sup>rd</sup>	FGT%	7-17	41.2%																
4	Taylor Sutton	08:19	0-1	0-1	0-0	0 0 0	1 1	0	3	2	1	0 0	1	3 <sup>rd</sup>	FT%	3-9	33.3%																
33	Khyia Wade-Warren	03:07	1-1	0-0	0-0	0 0 0	0 0	2	0	0	0	0 0	-2	3 <sup>rd</sup>	FT%	0-1	0%																
15	Myra Gordon	09:44	0-0	0-0	2-2	1 0 1	1 1	2	0	0	0	0 0	2	4 <sup>th</sup>	FGT%	5-17	29.4%																
12	Allie Craig Cruce	01:27	0-0	0-0	0-0	0 1 1	1 1	0	0	0	0	0 0	0	4 <sup>th</sup>	FT%	3-11	27.3%																
Team						2 1 3		0		1				3 <sup>rd</sup>	FT%	0-0	0%																
Totals			23-55	10-27	6-9	10 23 33	14 13	62	14	20	2	2 4	-3	GM FGT%	23-55	41.8%																	
														Technical Fouls: NONE				GM FT%				10-27	37.0%										
																		FT%				6-9	66.7%										
																		Dead Ball Rebounds: 2-0															

Dead Ball Rebounds: 2, 0

	MSU	UA									
Biggest lead	8 (2 <sup>nd</sup> 7:20)	4 (1 <sup>st</sup> 8:03)	Points from Turnovers	MSU	UA	Period by Period Scoring					
Best Scoring Run	8 (3 <sup>rd</sup> 2:34)	7 (3 <sup>rd</sup> 5:03)	Paint	20	18	1st	2nd	3rd	4th	TOT	
Lead Changes	8	7	Second Chance	8	8	MSU	20	17	14	14	65
Times Tied	3		Fast Breaks	16	4	UA	16	16	17	13	62
Time with Lead	33:19	05:07	Bench	3	4						

## AT RV/RV OLE MISS | JAN. 13, 2022

Alabama - 56			Record: 10-6 (1-4)																				
NO.	Name	Min	FG M-A	3P M-A	FT M-A	Rebounds OR DR TOT	Fouls PF FD	TP	AS	TO	ST	Blocks BS BA	+/-	Shooting By Period									
31	Jada Rice	C 13:25	0-2	0-0	0-2	0	2	2	5	4	0	1	1	2	-10	1 <sup>st</sup> FG%	6-13	46.2%					
1	Megan Abrams	G 31:13	2-5	1-1	1-2	0	2	2	0	1	6	3	2	1	0	-17	3PT%	0-2	0.0%				
2	JaMya Mingo-Young	G 24:40	2-4	0-0	4-6	1	3	4	4	4	8	2	1	1	0	-16	FT%	0-2	0%				
5	Hannah Barber	G 35:46	3-8	1-4	1-2	0	2	2	2	3	8	1	1	1	0	-28	2 <sup>nd</sup> FG%	3-12	25.0%				
23	Brittany Davis	G 36:06	6-13	0-1	8-10	2	5	7	2	8	20	2	5	0	0	-25	3PT%	2-6	33.3%				
33	Khyia Wade-Warren	28:35	4-7	1-3	2-2	0	0	0	3	1	11	0	3	0	1	-20	FT%	6-8	75%				
4	Taylor Sutton	21:37	1-7	0-2	0-0	0	2	2	2	0	2	0	5	1	0	-26	3 <sup>rd</sup> FG%	5-8	62.5%				
15	Myra Gordon	10:38	0-1	0-0	1-2	0	0	0	1	2	1	0	0	0	1	-8	3PT%	1-1	100.0%				
Team																		FT%	5-8	62.5%			
																		4 <sup>th</sup> FG%	4-14	28.6%			
Totals			18-47			3-11			17-26			9			21			30			3PT%	0-2	0.0%
																					FT%	6-8	75%
																					GM FG%	18-47	38.3%
																					3PT%	3-11	27.3%
																					FT%	17-26	65.4%
																					Dead Ball Rebounds: 5, 1		

Ole Miss - 86										Record: 14-2 (2-1)										Dead Ball Rebounds: 3, 1											
NO.	Name	Min	FG		3P		FT		Rebounds		Fouls		TP	AS	TO	ST	Blocks		+/-												
			M-A	M-A	M-A	M-A	OR	DR	TOT	PF	FD	BS					BA														
24	Madison Scott	F 23:28	4-6	0-0	6-7	4	6	10	2	5	14	1	2	0	0	0	0	0	18												
0	Shakira Austin	C 26:33	2-8	0-1	2-2	1	5	6	1	1	6	2	2	0	0	7	0	25	1 <sup>st</sup> FG% 10-17 58.8%												
1	Lashonda Monk	G 19:59	8-13	0-0	3-4	2	2	4	4	3	19	4	1	1	0	1	22	3PT% 1-3 33.3%													
2	Mimi Reid	G 21:13	0-2	0-1	0-0	0	0	0	2	1	0	7	1	2	0	0	22	FT% 1-3 33.3%													
3	Donnetta Johnson	G 13:07	1-4	0-1	4-4	1	0	1	5	6	1	1	1	0	0	0	3	2 <sup>nd</sup> FG% 4-14 28.6%													
15	Angel Baker	28:37	8-15	2-6	0-0	1	2	3	2	1	18	4	2	2	0	1	25	3PT% 0-3 0.0%													
5	Snudda Collins	23:26	5-12	4-8	1-3	0	0	0	2	1	15	0	2	1	0	0	18	FT% 4-4 100%													
11	Iyanika Kitchens	12:40	0-1	0-0	0-2	1	1	2	3	1	0	0	0	0	0	1	9	3 <sup>rd</sup> FG% 8-21 38.1%													
32	Caillin McGee	17:19	3-3	0-0	0-0	1	2	3	2	1	6	0	3	0	0	0	1	3PT% 3-9 33.3%													
4	Jaiyah Harris-Smith	02:32	0-2	0-1	0-0	0	0	0	0	0	0	0	0	0	0	0	-3	FT% 8-10 80%													
10	Destiny Salary	11:06	1-1	0-0	0-0	0	1	1	4	0	2	1	0	0	0	0	3	4 <sup>th</sup> FG% 10-15 66.7%													
Team																															
Totals				32-67		6-18		16-22				16		23		39		86													
Technical Fouls:NONE																				20		12		7		8		3		30	
Shooting By Period																															
1 <sup>st</sup> FG% 10-17 58.8%																															
3PT% 1-3 33.3%																															
FT% 1-3 33.3%																															
2 <sup>nd</sup> FG% 4-14 28.6%																															
3PT% 0-3 0.0%																															
FT% 4-4 100%																															
3 <sup>rd</sup> FG% 8-21 38.1%																															
3PT% 3-9 33.3%																															
FT% 8-10 80%																															
4 <sup>th</sup> FG% 10-15 66.7%																															
3PT% 2-3 66.7%																															
FT% 3-5 60%																															
GM FG% 32-67 47.8%																															
3PT% 6-18 33.3%																															
FT% 16-22 72.7%																															
Dead Ball Rebounds: 3, 1																															

	ALA	OLE									
Biggest lead	2 (1 <sup>st</sup> 9:35)	33 (4 <sup>th</sup> 1:16)	Points from	ALA	OLE	Period by Period Scoring					
			Turnovers	11	26	1st2nd3rd4thTOT					
Best Scoring Run	6 (2 <sup>nd</sup> 4:53)	11 (3 <sup>rd</sup> 1:31)	Paint	22	30	ALA	12	14	16	14	56
Lead Changes			Second Chance	4	11	OLE	22	12	27	25	86
Times Tied		3	Fast Breaks	8	20						
Time with Lead	00:51	36:50	Bench	14	41						





## 2021-22 COMBINED STATS

## Game Records

Record	Overall	Home	Away	Neutral
ALL GAMES	11-10	9-5	2-4	0-1
CONFERENCE	2-8	1-4	1-4	0-0
NON-CONFERENCE	9-2	8-1	1-0	0-1

## Score by Periods

Team	1st	2nd	3rd	4th	OT	TOT
Alabama	381	334	399	372	0	1486
Opponents	361	268	339	372	0	1340

## Team Box Score

No.	Player				Total		3-Point		F-Throw		Rebounds											
		GP-GS	MIN	AVG	FG-FGA	FG%	3FG-3FGA	3FG%	FT-FTA	FT%	OFF	DEF	TOT	AVG	PF	DQ	A	TO	BLK	STL	PTS	AVG
23	DAVIS, Brittany	21-21	637:59	30.4	112-295	.380	50-156	.321	57-80	.713	52	94	146	7.0	33	0	33	41	0	30	331	15.8
1	ABRAMS, Megan	20-19	566:11	28.3	80-199	.402	29-82	.354	58-80	.725	10	52	62	3.1	15	0	28	42	1	24	247	12.4
2	MINGO-YOUNG, JaMya	21-21	594:26	28.3	83-172	.483	10-30	.333	57-78	.731	46	84	130	6.2	46	2	49	40	4	45	233	11.1
5	BARBER, Hannah	20-20	632:03	31.6	57-146	.390	45-108	.417	11-16	.688	2	43	45	2.3	29	0	59	31	1	21	170	8.5
31	RICE, Jada	21-21	446:02	21.2	55-118	.466	0-0	.000	31-51	.608	33	69	102	4.9	57	3	16	33	31	16	141	6.7
33	WADE-WARREN, Khyla	21-0	282:08	13.4	39-84	.464	6-26	.231	24-33	.727	22	26	48	2.3	37	1	7	27	16	10	108	5.1
13	BLACKSHEAR, Kayla	3-0	30:40	10.2	4-6	.667	0-0	.000	7-8	.875	4	5	9	3.0	5	0	0	2	0	2	15	5.0
4	SUTTON, Taylor	19-2	299:31	15.8	37-97	.381	7-29	.241	12-16	.750	5	20	25	1.3	32	1	25	33	0	11	93	4.9
32	DANIEL, Nia	16-0	190:09	11.9	16-54	.296	6-21	.286	13-16	.813	13	11	24	1.5	24	0	3	10	3	6	51	3.2
12	CRUCE, Allie Craig	16-0	121:47	7.6	11-25	.440	3-13	.231	9-12	.750	5	18	23	1.4	21	0	7	11	6	3	34	2.1
15	GORDON, Myra	21-1	289:29	13.8	16-55	.291	0-12	.000	9-15	.600	25	46	71	3.4	30	1	9	17	1	16	41	2.0
0	GRIZZLE, Ahriahna	7-0	49:08	7.0	4-11	.364	1-3	.333	0-0	.000	0	4	4	0.6	6	0	4	5	2	3	9	1.3
20	KOANG, Ruth	10-0	48:10	4.8	5-11	.455	0-0	.000	1-2	.500	5	6	11	1.1	6	0	0	6	1	2	11	1.1
45	CULLINAN, Taylor	6-0	10:58	1.8	0-3	.000	0-2	.000	2-2	1.000	1	0	1	0.2	3	0	0	0	0	1	2	0.3
Team											57	57	114					10				
Total		21	4199		519-1276	.407	157-482	.326	291-409	.711	280	535	815	38.8	344	8	240	308	66	190	1486	70.8
Opponents		21	4200		513-1244	.412	101-329	.307	213-323	.659	252	529	781	37.2	356	5	267	357	111	154	1340	63.8

## Team Statistics

	BAMA	OPP
<b>Scoring</b>	<b>1486</b>	<b>1340</b>
Points per game	70.8	63.8
Scoring margin	+7.0	-
<b>Field goals-att</b>	<b>519-1276</b>	<b>513-1244</b>
Field goal pct	.407	.412
<b>3 point fg-att</b>	<b>157-482</b>	<b>101-329</b>
3-point FG pct	.326	.307
3-pt FG made per game	7.5	4.8
<b>Free throws-att</b>	<b>291-409</b>	<b>213-323</b>
Free throw pct	.711	.659
F-Throws made per game	13.9	10.1
<b>Rebounds</b>	<b>815</b>	<b>781</b>
Rebounds per game	38.8	37.2
Rebounding margin	+1.6	-
<b>Assists</b>	<b>240</b>	<b>267</b>
Assists per game	11.4	12.7
<b>Turnovers</b>	<b>308</b>	<b>357</b>
Turnovers per game	14.7	17.0
Turnover margin	+2.3	-
Assist/turnover ratio	0.8	0.7
<b>Steals</b>	<b>190</b>	<b>154</b>
Steals per game	9.0	7.3
<b>Blocks</b>	<b>66</b>	<b>111</b>
Blocks per game	3.1	5.3
<b>Winning streak</b>	<b>0</b>	<b>-</b>
Home win streak	0	-
<b>Attendance</b>	<b>25435</b>	<b>30464</b>
Home games-Avg/Game	14-1817	6-5077
Neutral site-Avg/Game	-	1-2146

## Team Results

Date	Opponent		Score	Att.
11/09/2021	Charleston So.	W	109-32	452
11/14/2021	Tulane	L	66-69	1792
11/17/2021	Southern Miss.	W	86-54	1784
11/21/2021	vs Duke	L	71-74	2146
11/24/2021	Mercer	W	55-48	792
11/26/2021	Western Caro.	W	77-43	1770
11/28/2021	Bethune-Cookman	W	89-45	1804
11/30/2021	Memphis	W	71-44	1742
12/03/2021	Houston	W	77-67	1877
12/05/2021	at Chattanooga	W	80-64	1425
12/13/2021	Sam Houston	W	84-50	2500
12/30/2021	at Tennessee	L	44-62	8124
01/02/2022	Auburn	W	56-53	2985
01/06/2022	Mississippi St.	L	62-65	1922
01/09/2022	at Georgia	L	68-72	3453
01/13/2022	at Ole Miss	L	56-86	1391
01/16/2022	Florida	L	77-85	2001
01/20/2022	Arkansas	L	71-99	1911
01/23/2022	at Auburn	W	75-68	4196
01/30/2022	Missouri	L	61-77	2103
02/03/2022	at South Carolina	L	51-83	11875

## 2021-22 SOUTHEASTERN CONFERENCE COMBINED STATS

## Game Records

Record	Overall	Home	Away	Neutral
ALL GAMES	2-8	1-4	1-4	0-0
CONFERENCE	2-8	1-4	1-4	0-0
NON-CONFERENCE	0-0	0-0	0-0	0-0

## Score by Periods

Team	1st	2nd	3rd	4th	OT	TOT
Alabama	157	145	165	154	0	621
Opponents	205	148	194	203	0	750

## Team Box Score

No.	Player				Total		3-Point		F-Throw		Rebounds														
		GP-GS	MIN	AVG	FG-FGA	FG%	3FG-3FGA	3FG%	FT-FTA	FT%	OFF	DEF	TOT	AVG	PF	DQ	A	TO	BLK	STL	PTS	AVG			
23	DAVIS, Brittany	10-10	344:41	34.5	54-154	.351	24-72	.333	25-37	.676	24	45	69	6.9	16	0	19	26	0	9	157	15.7			
2	MINGO-YOUNG, JaMya	10-10	310:29	31.0	38-80	.475	7-16	.438	28-37	.757	20	40	60	6.0	24	1	15	20	3	13	111	11.1			
5	BARBER, Hannah	9-9	326:40	36.3	31-79	.392	22-54	.407	3-6	.500	2	22	24	2.7	18	0	20	21	1	9	87	9.7			
1	ABRAMS, Megan	9-8	262:22	29.2	27-88	.307	7-30	.233	26-38	.684	3	21	24	2.7	6	0	17	20	0	11	87	9.7			
33	WADE-WARREN, Khyla	10-0	145:38	14.6	17-41	.415	3-17	.176	15-19	.789	9	9	18	1.8	21	0	3	18	7	4	52	5.2			
31	RICE, Jada	10-10	220:33	22.1	18-51	.353	0-0	.000	13-24	.542	17	29	46	4.6	32	2	10	15	15	7	49	4.9			
4	SUTTON, Taylor	8-2	131:36	16.4	14-41	.341	4-14	.286	1-2	.500	2	8	10	1.3	17	1	6	17	0	4	33	4.1			
32	DANIEL, Nia	7-0	75:23	10.8	6-21	.286	2-7	.286	1-1	1.000	5	2	7	1.0	5	0	0	4	1	2	15	2.1			
12	CRUCE, Allie Craig	7-0	46:42	6.7	5-14	.357	1-6	.167	3-4	.750	2	3	5	0.7	13	0	0	2	3	0	14	2.0			
15	GORDON, Myra	10-1	132:25	13.2	6-26	.231	0-4	.000	4-7	.571	14	12	26	2.6	16	1	3	6	1	6	16	1.6			
45	CULLINAN, Taylor	2-0	02:11	1.1	0-0	.000	0-0	.000	0-0	.000	0	0	0	0.0	2	0	0	0	0	0	0	0.0			
0	GRIZZLE, Ahriahna	1-0	01:20	1.3	0-0	.000	0-0	.000	0-0	.000	0	0	0	0.0	0	0	0	0	0	0	0	0.0			
Team											35	26	61				6								
Total		10	2000		216-595	.363	70-220	.318	119-175	.680	133	217	350	35.0	170	5	93	155	31	65	621	62.1			
Opponents		10	2000		290-603	.481	58-165	.352	112-162	.691	119	267	386	38.6	161	1	163	143	69	80	750	75.0			

## Team Statistics

	BAMA	OPP
<b>Scoring</b>	<b>621</b>	<b>750</b>
Points per game	62.1	75.0
Scoring margin	-12.9	-
<b>Field goals-att</b>	<b>216-595</b>	<b>290-603</b>
Field goal pct	.363	.481
<b>3 point fg-att</b>	<b>70-220</b>	<b>58-165</b>
3-point FG pct	.318	.352
3-pt FG made per game	7.0	5.8
<b>Free throws-att</b>	<b>119-175</b>	<b>112-162</b>
Free throw pct	.680	.691
F-Throws made per game	11.9	11.2
<b>Rebounds</b>	<b>350</b>	<b>386</b>
Rebounds per game	35.0	38.6
Rebounding margin	-3.6	-
<b>Assists</b>	<b>93</b>	<b>163</b>
Assists per game	9.3	16.3
<b>Turnovers</b>	<b>155</b>	<b>143</b>
Turnovers per game	15.5	14.3
Turnover margin	-1.2	-
Assist/turnover ratio	0.6	1.1
<b>Steals</b>	<b>65</b>	<b>80</b>
Steals per game	6.5	8.0
<b>Blocks</b>	<b>31</b>	<b>69</b>
Blocks per game	3.1	6.9
<b>Winning streak</b>	<b>0</b>	<b>-</b>
Home win streak	0	-
<b>Attendance</b>	<b>10922</b>	<b>29039</b>
Home games-Avg/Game	5-2184	5-5808
Neutral site-Avg/Game	-	0-0

## Team Results

Date	Opponent		Score	Att.
12/30/2021	at Tennessee	L	44-62	8124
01/02/2022	Auburn	W	56-53	2985
01/06/2022	Mississippi St.	L	62-65	1922
01/09/2022	at Georgia	L	68-72	3453
01/13/2022	at Ole Miss	L	56-86	1391
01/16/2022	Florida	L	77-85	2001
01/20/2022	Arkansas	L	71-99	1911
01/23/2022	at Auburn	W	75-68	4196
01/30/2022	Missouri	L	61-77	2103
02/03/2022	at South Carolina	L	51-83	11875



JUNIOR

## AHRIAHNA GRIZZLE

#0 | GUARD | 5-9

TORONTO, CANADA

BILL CROTHERS SECONDARY SCHOOL

### CAREER HIGHLIGHTS

- 2021 SEC Academic Honor Roll
- 2020 SEC First-Year Academic Honor Roll

### GAME-BY-GAME

Opponents	Min.	FG	3P	FT	O-D-T	PF	Pts	A	TO	Stl	Blk
Charleston Southern	17:39	3-7	0-2	0-0	0-1-1	3	6	1	1	2	1
Tulane	02:33	0-1	0-0	0-0	0-1-1	1	0	1	0	0	0
Southern Miss					DNP						
vs. Duke					DNP						
Mercer					DNP						
Western Carolina	04:36	1-1	1-1	0-0	0-1-1	0	3	0	1	0	0
Bethune-Cookman	15:35	0-2	0-0	0-0	0-1-1	1	0	2	3	0	1
Memphis	05:06	0-0	0-0	0-0	0-0-0	1	0	0	0	1	0
Houston					DNP						
at Chattanooga					DNP						
Sam Houston	02:19	0-0	0-0	0-0	0-0-0	0	0	0	0	0	0
at Little Rock					Canceled						
Winthrop					Canceled						
at No. 7/9 Tennessee	01:20	0-0	0-0	0-0	0-0-0	0	0	0	0	0	0
Auburn					DNP						
Mississippi State					DNP						
at No. 15/14 Georgia					DNP						
at RV/RV Ole Miss					DNP						
Florida					DNP						
Arkansas					DNP						
at Auburn					DNP						
RV/NR Missouri					DNP						
at No. 1/1 South Carolina					DNP						
at Vanderbilt											
Kentucky											
Tennessee											
at Texas A&M											
at LSU											
Vanderbilt											

### CAREER HIGHS

Points	6	Charleston Southern (11/9/21)
Rebounds	1	7X, last Bethune-Cookman (11/28/21)
Assists	2	2X, last Bethune-Cookman (11/28/21)
Steals	2	2X, last Charleston Southern (11/9/21)
Blocks	1	2X, last Bethune-Cookman (11/28/21)
Minutes	18	Charleston Southern (11/9/21)
Field Goals	3	Charleston Southern (11/9/21)
FG Att.	7	Charleston Southern (11/9/21)
3-Point FG	1	2X, last Western Carolina (11/26/21)
3-Point Att.	2	Charleston Southern (11/9/21)
Free Throws	2	Nicholls (12/16/20)
FT Att.	2	2X, last vs. Nicholls (12/16/20)

### 2021-22 SEASON HIGHS

Points	6	Charleston Southern (11/9/21)
Rebounds	1	4X, last Bethune-Cookman (11/28/21)
Assists	2	Bethune-Cookman (11/28/21)
Steals	2	Charleston Southern (11/9/21)
Blocks	1	2X, last Bethune-Cookman (11/28/21)
Minutes	18	Charleston Southern (11/9/21)
Field Goals	3	Charleston Southern (11/9/21)
FG Att.	7	Charleston Southern (11/9/21)
3-Point FG	1	Western Carolina (11/26/21)
3-Point Att.	2	Charleston Southern (11/9/21)
Free Throws		
FT Att.		

### MISCELLANEOUS STATS

CATEGORY	2021-22	CAREER
Games Started		
Double-digit scoring		
20+ point games		
Double-digit rebounding		
Double-doubles		
Led UA in scoring		
Led UA in rebounding		
Led UA in assists		
Led UA in steals	1	1
Led UA in blocks	2	2

### CAREER STATS

Year	GP	GS	Min	Avg	FG	FGA	Pct	3FG	3FGA	Pct	FT	FTA	Pct	Off	Def	Tot	Avg	PF	FO	A	TO	Blk	Stl	Pts	Avg
2019-20	7	0	34	4.8	3	11	.273	1	3	.333	0	0	.000	0	3	3	0.4	3	0	1	0	0	2	7	1.0
2020-21	6	0	25	4.2	1	4	.250	0	1	.000	3	4	.750	0	0	0	0.0	0	0	2	4	0	2	5	0.8
2021-22	7	0	49	7.0	4	11	.364	1	3	.333	0	0	.000	0	4	4	0.6	6	0	4	5	2	3	9	1.3
TOTALS	20	0	108	5.4	8	26	.308	2	7	.286	3	4	.750	0	7	7	0.4	9	0	7	9	2	7	21	1.1





**MEGAN ABRAMS**  
#1 | GUARD | 5-9  
LAFAYETTE, LA.  
LAFAYETTE CHRISTIAN ACADEMY

### CAREER HIGHLIGHTS

- 2021-22 SEC Women's Basketball Leadership Council representative
- 2021 SEC Academic Honor Roll
- 2020 SEC Academic Honor Roll
- 2019 SEC First-Year Honor Roll
- Started the last 69 consecutive games for Alabama

### GAME-BY-GAME

Opponents	Min.	FG	3P	FT	O-D-T	PF	Pts	A	TO	Stl	Blk
Charleston Southern	08:45	1-3	0-2	0-0	0-0-0	1	2	1	0	2	0
Tulane	36:17	5-17	4-9	7-8	0-4-4	2	21	2	5	1	0
Southern Miss	20:08	0-1	0-1	2-2	0-0-0	0	2	0	0	1	0
vs. Duke	30:47	10-18	3-4	4-5	2-5-7	1	27	1	2	2	1
Mercer	37:03	5-14	4-9	3-4	1-4-5	1	17	1	1	2	0
Western Carolina	26:48	5-8	4-6	3-4	0-2-2	0	17	2	3	2	0
Bethune-Cookman	16:23	3-8	0-4	1-2	1-4-5	2	7	0	2	3	0
Memphis	31:16	5-11	1-5	3-4	1-3-4	0	14	1	2	0	0
Houston	37:07	8-12	3-6	4-5	1-6-7	0	23	1	5	0	0
at Chattanooga	30:56	4-9	1-3	0-0	0-2-2	2	9	1	2	0	0
Sam Houston	28:19	7-10	2-3	5-8	1-1-2	0	21	1	0	0	0
at Little Rock					Canceled						
Winthrop					Canceled						
at No. 7/9 Tennessee	08:18	0-2	0-1	0-0	0-0-0	2	0	0	1	0	0
Auburn	38:53	2-15	0-4	5-10	1-5-6	0	9	2	4	1	0
Mississippi State	35:47	4-15	3-9	3-4	0-1-1	1	14	3	5	1	0
at No. 15/14 Georgia	33:30	0-8	0-4	8-9	0-4-4	2	8	4	3	4	0
at RV/RV Ole Miss	31:13	2-5	1-1	1-2	0-2-2	0	6	3	2	1	0
Florida	33:51	9-14	1-2	3-5	0-7-7	0	22	2	2	1	0
Arkansas					DNP						
at Auburn	21:44	3-4	0-0	4-6	0-1-1	1	10	2	0	1	0
RV/NR Missouri	37:40	6-15	2-6	0-0	1-1-2	1	14	1	2	1	0
at No. 1/1 South Carolina	21:25	1-10	0-3	2-2	1-0-1	0	4	0	1	1	0
at Vanderbilt											
Kentucky											
Tennessee											
at Texas A&M											
at LSU											
Vanderbilt											

### CAREER HIGHS

Points	27	vs. Duke (11/21/21)
Rebounds	9	2X, last at Florida (2/18/21)
Assists	7	Mississippi State (2/21/21)
Steals	5	at Florida (2/18/21)
Blocks	1	11X, last vs. Duke (11/21/21)
Minutes	42	Georgia (2/4/21)
Field Goals	10	vs. Duke (11/21/21)
FG Att.	18	vs. Duke (11/21/21)
3-Point FG	4	3X, last Western Carolina (11/26/21)
3-Point Att.	9	3X, last Mississippi State (1/6/22)
Free Throws	8	2X, last at Georgia (1/9/22)
FT Att.	10	Auburn (1/2/22)

### 2021-22 SEASON HIGHS

Points	27	vs. Duke (11/21/21)
Rebounds	7	3X, last Florida (1/16/22)
Assists	4	at Georgia (1/9/22)
Steals	4	at Georgia (1/9/22)
Blocks	1	vs. Duke (11/21/21)
Minutes	39	Auburn (1/2/22)
Field Goals	10	vs. Duke (11/21/21)
FG Att.	18	vs. Duke (11/21/21)
3-Point FG	4	3X, last Western Carolina (11/26/21)
3-Point Att.	9	3X, last Mississippi State (1/6/22)
Free Throws	8	at Georgia (1/9/22)
FT Att.	10	Auburn (1/2/22)

### MISCELLANEOUS STATS

CATEGORY	2021-22	CAREER
Games Started	19	94
Double-digit scoring	11	29
20+ point games	5	6
Double-digit rebounding		
Double-doubles		
Led UA in scoring	8	10
Led UA in rebounding	1	4
Led UA in assists	3	17
Led UA in steals	5	18
Led UA in blocks	1	5

### CAREER STATS

Year	GP	GS	Min	Avg	FG	FGA	Pct	3FG	3FGA	Pct	FT	FTA	Pct	Off	Def	Tot	Avg	PF	FO	A	TO	Blk	Stl	Pts	Avg
2018-19	29	18	565	19.5	41	134	.306	5	34	.147	25	30	.833	9	42	51	1.8	29	0	41	40	2	14	112	3.9
2019-20	30	30	704	23.5	74	182	.407	7	38	.184	55	73	.753	11	65	76	2.5	29	0	55	58	3	12	210	7.0
2020-21	27	27	830	30.7	72	190	.379	20	57	.351	55	79	.693	12	106	118	4.4	43	1	66	63	5	26	219	8.1
2021-22	20	19	566	28.3	80	199	.402	29	82	.354	58	80	.725	10	52	62	3.1	15	0	28	42	1	24	247	12.4
<b>TOTALS</b>	<b>106</b>	<b>94</b>	<b>2666</b>	<b>25.2</b>	<b>267</b>	<b>705</b>	<b>.379</b>	<b>61</b>	<b>211</b>	<b>.289</b>	<b>193</b>	<b>262</b>	<b>.737</b>	<b>42</b>	<b>265</b>	<b>307</b>	<b>2.9</b>	<b>116</b>	<b>1</b>	<b>190</b>	<b>203</b>	<b>11</b>	<b>76</b>	<b>788</b>	<b>7.4</b>



**JAMYA MINGO-YOUNG**  
#2 | GUARD | 5-8  
BOGALUSA, LA.  
MISSISSIPPI STATE

## GAME-BY-GAME

Opponents	Min.	FG	3P	FT	O-D-T	PF	Pts	A	TO	Stl	Blk
Charleston Southern	20:30	4-6	1-2	3-4	2-5-7	0	12	5	1	1	1
Tulane	32:47	3-8	1-2	1-1	3-4-7	4	8	3	4	6	0
Southern Miss	25:10	6-13	0-2	0-2	6-6-12	4	12	3	0	4	0
vs. Duke	33:42	3-8	0-0	3-4	0-3-3	5	9	3	3	5	0
Mercer	18:38	1-5	0-1	0-2	0-3-3	2	2	2	3	1	0
Western Carolina	18:24	0-2	0-2	2-4	1-0-1	1	2	1	1	2	0
Bethune-Cookman	20:21	6-9	0-0	4-6	1-3-4	0	16	5	0	4	0
Memphis	30:16	4-9	1-1	0-0	2-4-6	3	9	4	1	2	0
Houston	32:33	3-7	0-2	5-6	4-1-5	1	11	4	4	3	0
at Chattanooga	29:13	9-15	0-2	8-9	5-6-11	1	26	2	1	2	0
Sam Houston	22:21	6-10	0-0	3-3	2-9-11	1	15	2	2	2	0
at Little Rock					Canceled						
Winthrop					Canceled						
at No. 7/9 Tennessee	37:37	4-11	2-3	1-2	1-5-6	0	11	1	2	1	0
Auburn	31:59	4-8	1-2	5-6	2-6-8	5	14	2	3	1	2
Mississippi State	31:01	3-6	0-1	0-0	2-4-6	4	6	4	2	0	0
at No. 15/14 Georgia	19:12	1-2	0-0	0-0	3-2-5	2	2	0	3	0	0
at RV/RV Ole Miss	24:40	2-4	0-0	4-6	1-3-4	4	8	2	1	1	1
Florida	37:28	6-14	1-3	5-6	1-6-7	2	18	1	2	4	0
Arkansas	36:29	10-13	2-3	0-0	3-2-5	1	22	1	4	1	0
at Auburn	31:54	0-1	0-0	6-8	2-3-5	2	6	0	2	1	0
RV/NR Missouri	29:40	5-11	1-3	4-5	1-2-3	3	15	2	1	2	0
at No. 1/1 South Carolina	30:30	3-10	0-1	3-4	4-7-11	1	9	2	0	2	0
at Vanderbilt											
Kentucky											
Tennessee											
at Texas A&M											
at LSU											
Vanderbilt											

## CAREER HIGHS

Points	26	at Chattanooga (12/3/21)
Rebounds	12	Southern Miss (11/17/21)
Assists	9	Troy (12/14/20)
Steals	6	Tulane (11/14/21)
Blocks	2	2X, last Auburn (1/2/22)
Minutes	38	at Tennessee (12/30/21)
Field Goals	10	Arkansas (1/20/22)
FG Att.	15	at Chattanooga (12/3/21)
3-Point FG	2	4X, last Arkansas (01/20/22)
3-Point Att.	3	5X, last Florida (1/16/22)
Free Throws	8	at Chattanooga (12/3/21)
FT Att.	9	at Chattanooga (12/3/21)

## 2021-22 SEASON HIGHS

Points	26	at Chattanooga (12/3/21)
Rebounds	12	Southern Miss (11/17/21)
Assists	5 2X, last	Bethune-Cookman (11/28/21)
Steals	6	Tulane (11/14/21)
Blocks	2	Auburn (1/2/22)
Minutes	38	at Tennessee (12/30/21)
Field Goals	10	Arkansas (1/20/22)
FG Att.	15	at Chattanooga (12/3/21)
3-Point FG	2	at Tennessee (12/30/21)
3-Point Att.	3	2X, last Florida (1/16/22)
Free Throws	8	at Chattanooga (12/3/21)
FT Att.	9	at Chattanooga (12/3/21)

## MISCELLANEOUS STATS

CATEGORY	2021-22	CAREER (UA)
Games Started	21	21
Double-digit scoring	10	10
20+ point games	1	1
Double-digit rebounding	3	3
Double-doubles	3	3
Led UA in scoring	5	5
Led UA in rebounding	6	6
Led UA in assists	8	8
Led UA in steals	10	10
Led UA in blocks	3	3

## CAREER STATS

Year	GP	GS	Min	Avg	FG	FGA	Pct	3FG	3FGA	Pct	FT	FTA	Pct	Off	Def	Tot	Avg	PF	FO	A	TO	Blk	Stl	Pts	Avg
2019-20 (MSU)	32	1	417	13.0	50	120	.417	5	17	.294	38	45	.844	19	51	70	2.2	55	0	48	34	5	28	143	4.5
2020-21 (MSU)	19	11	444	23.3	35	84	.417	6	22	.273	30	47	.638	17	58	75	3.9	45	1	57	31	6	22	106	5.6
2021-22	21	21	594	28.3	83	172	.483	10	30	.333	57	78	.731	46	84	130	6.2	46	2	49	40	4	45	233	11.1
<b>TOTALS</b>	<b>72</b>	<b>33</b>	<b>1455</b>	<b>20.2</b>	<b>168</b>	<b>376</b>	<b>.447</b>	<b>21</b>	<b>69</b>	<b>.304</b>	<b>125</b>	<b>170</b>	<b>.735</b>	<b>82</b>	<b>193</b>	<b>275</b>	<b>3.8</b>	<b>146</b>	<b>3</b>	<b>154</b>	<b>105</b>	<b>15</b>	<b>95</b>	<b>482</b>	<b>6.7</b>



**TAYLOR SUTTON**  
#4 | GUARD | 5-4  
ATLANTA, GA.  
MIDDLE TENNESSEE

### CAREER HIGHLIGHTS

- 2019 Conference USA Freshman of the Year
- 2019 Conference USA All-Freshman Team
- USBWA National Freshman of the Week (12/11/18)
- 2018 Lady Rebel Roundup MVP

### GAME-BY-GAME

Opponents	Min.	FG	3P	FT	O-D-T	PF	Pts	A	TO	Stl	Blk
Charleston Southern	18:23	3-7	0-1	7-9	0-1-1	0	13	3	0	0	0
Tulane	00:54	0-0	0-0	0-0	0-0-0	0	0	0	0	0	0
Southern Miss	18:24	3-5	1-2	1-1	0-2-2	3	8	4	4	2	0
vs. Duke	13:26	2-8	1-2	0-0	2-0-2	3	5	0	1	0	0
Mercer	07:45	0-1	0-1	0-0	0-1-1	0	0	0	0	1	0
Western Carolina	16:56	0-2	0-0	0-0	0-1-1	0	0	1	1	1	0
Bethune-Cookman	24:32	5-10	1-4	1-1	0-2-2	1	12	6	2	3	0
Memphis	10:48	1-4	0-1	0-0	0-0-0	1	2	0	1	0	0
Houston	21:09	1-3	0-1	1-2	0-3-3	2	3	3	6	0	0
at Chattanooga	19:30	3-8	0-2	0-0	0-1-1	4	6	0	0	0	0
Sam Houston	16:09	5-8	0-1	1-1	1-1-2	1	11	2	1	0	0
at Little Rock					Canceled						
Winthrop					Canceled						
at No. 7/9 Tennessee					DNP						
Auburn	11:31	2-2	0-0	1-1	1-3-4	0	5	0	1	1	0
Mississippi State	08:19	0-1	0-1	0-0	0-0-0	1	0	3	2	1	0
at No. 15/14 Georgia	28:32	5-8	3-4	0-1	1-1-2	4	13	1	4	0	0
at RV/RV Ole Miss	21:37	1-7	0-2	0-0	0-2-2	2	2	0	5	1	0
Florida	25:15	3-11	0-3	0-0	0-0-0	5	6	1	1	1	0
Arkansas	10:14	0-4	0-3	0-0	0-1-1	1	0	0	1	0	0
at Auburn	14:42	2-3	1-1	0-0	0-1-1	4	5	0	3	0	0
RV/NR Missouri					DNP						
at No. 1/1 South Carolina	11:25	1-5	0-0	0-0	0-0-0	0	2	1	0	0	0
at Vanderbilt											
Kentucky											
Tennessee											
at Texas A&M											
at LSU											
Vanderbilt											

### CAREER HIGHS

Points	27	Auburn (11/29/19)
Rebounds	8	at Marshall (1/9/20)
Assists	6	Bethune-Cookman (11/28/21)
Steals	4	2X, last Fla. Atlantic (1/16/20)
Blocks	1	5X
Minutes	29	USC Upstate (12/2/20)
Field Goals	10	at Southern Miss (1/25/20)
FG Att.	22	at Tulane (11/14/19)
3-Point FG	7	at Tulane (11/14/19)
3-Point Att.	19	at Tulane (11/14/19)
Free Throws	7	2X, last Charleston Southern (11/9/21)
FT Att.	9	2X, last Charleston Southern (11/9/21)

### 2021-22 SEASON HIGHS

Points	13	2X, last at Georgia (1/9/22)
Rebounds	4	Auburn (1/2/22)
Assists	6	Bethune-Cookman (11/28/21)
Steals	3	Bethune-Cookman (11/28/21)
Blocks		
Minutes	29	at Georgia (1/9/22)
Field Goals	5	3X, last at Georgia (1/9/22)
FG Att.	11	Florida (1/16/22)
3-Point FG	3	at Georgia (1/9/22)
3-Point Att.	4	2X, last at Georgia (1/9/22)
Free Throws	7	Charleston Southern (11/9/21)
FT Att.	9	Charleston Southern (11/9/21)

### MISCELLANEOUS STATS

CATEGORY	2021-22	CAREER (UA)
Games Started	2	2
Double-digit scoring	4	4
20+ point games		
Double-digit rebounding		
Double-doubles		
Led UA in scoring		
Led UA in rebounding		
Led UA in assists	2	2
Led UA in steals	2	3
Led UA in blocks		

### CAREER STATS

Year	GP	GS	Min	Avg	FG	FGA	Pct	3FG	3FGA	Pct	FT	FTA	Pct	Off	Def	Tot	Avg	PF	FO	A	TO	Blk	Stl	Pts	Avg
2018-19 (MT)	34	33	851	25.0	134	359	.373	65	170	.382	33	45	.733	10	35	45	1.3	88	5	55	81	3	28	366	10.8
2019-20 (MT)	30	30	1076	35.9	134	374	.358	75	227	.330	35	46	.761	23	65	88	2.9	84	4	40	83	2	40	378	12.6
2020-21	20	0	179	9.0	19	50	.380	10	27	.370	1	2	.500	2	8	10	0.5	16	0	11	11	0	7	49	2.5
2021-22	19	2	300	15.8	37	97	.381	7	29	.241	12	16	.750	5	20	25	1.3	32	1	25	33	0	11	93	4.9
<b>TOTALS</b>	<b>103</b>	<b>65</b>	<b>2406</b>	<b>23.4</b>	<b>324</b>	<b>880</b>	<b>.368</b>	<b>157</b>	<b>453</b>	<b>.347</b>	<b>81</b>	<b>109</b>	<b>.743</b>	<b>40</b>	<b>128</b>	<b>168</b>	<b>1.6</b>	<b>220</b>	<b>10</b>	<b>131</b>	<b>208</b>	<b>5</b>	<b>86</b>	<b>886</b>	<b>8.6</b>



**HANNAH BARBER**  
#5 | GUARD | 5-6  
HOMEWOOD, ALA.  
HOMEWOOD HS

### CAREER HIGHLIGHTS

- No. 26 in the nation and No. 2 in the SEC in assist/turnover ratio (2.69)
- 2021 SEC Academic Honor Roll
- 2020 SEC Academic Honor Roll
- 2019 SEC First-Year Academic Honor Roll

### GAME-BY-GAME

Opponents	Min.	FG	3P	FT	O-D-T	PF	Pts	A	TO	Stl	Blk
Charleston Southern	21:13	1-2	1-2	0-0	0-3-3	0	3	4	2	0	0
Tulane	39:09	3-9	3-7	0-0	0-3-3	2	9	3	0	1	0
Southern Miss	29:44	3-8	3-8	2-2	0-2-2	2	11	3	2	2	0
vs. Duke	25:17	1-5	1-2	0-0	0-0-0	2	3	1	0	0	0
Mercer	32:55	1-4	1-3	0-0	0-2-2	1	3	6	1	2	0
Western Carolina	25:12	2-8	2-7	2-2	0-2-2	1	8	5	0	1	0
Bethune-Cookman	19:35	1-2	1-2	2-2	0-1-1	0	5	3	1	0	0
Memphis	28:14	4-6	4-6	1-2	0-1-1	0	13	4	0	1	0
Houston	28:43	4-8	3-7	1-2	0-3-3	1	12	3	3	3	0
at Chattanooga	30:46	2-7	1-4	0-0	0-3-3	1	5	3	0	0	0
Sam Houston	24:36	4-8	3-6	0-0	0-1-1	1	11	4	1	2	0
at Little Rock					Canceled						
Winthrop					Canceled						
at No. 7/9 Tennessee	39:13	3-15	2-11	0-0	1-5-6	1	8	2	1	0	0
Auburn	29:03	1-3	1-3	1-2	0-1-1	4	4	3	1	1	0
Mississippi State	39:27	7-11	5-8	0-0	0-2-2	2	19	0	3	0	0
at No. 15/14 Georgia	39:07	4-6	4-5	0-0	0-0-0	1	12	4	2	4	0
at RV/RV Ole Miss	35:46	3-8	1-4	1-2	0-2-2	2	8	1	1	1	0
Florida					DNP						
Arkansas	38:44	3-8	3-6	0-0	0-2-2	4	9	5	3	1	0
at Auburn	37:29	2-7	2-7	1-2	0-5-5	2	7	3	5	1	1
RV/NR Missouri	38:02	5-13	2-5	0-0	1-3-4	2	12	2	3	1	0
at No. 1/1 South Carolina	29:50	3-8	2-5	0-0	0-2-2	0	8	0	2	0	0
at Vanderbilt											
Kentucky											
Tennessee											
at Texas A&M											
at LSU											
Vanderbilt											

### CAREER HIGHS

Points	22	at Oklahoma State (12/5/20)
Rebounds	6	2X, last Tennessee (12/30/21)
Assists	11	at Georgia (1/9/22)
Steals	4	at Georgia (1/9/22)
Blocks	1	2X, last Auburn (1/23/22)
Minutes	40	at Mississippi State (1/14/21)
Field Goals	7	Mississippi State (1/6/22)
FG Att.	15	at Tennessee (12/30/21)
3-Point FG	5	Mississippi State (1/6/22)
3-Point Att.	11	at Tennessee (12/30/21)
Free Throws	6	at Oklahoma State (12/5/20)
FT Att.	6	at Oklahoma State (12/5/20)

### 2021-22 SEASON HIGHS

Points	19	Mississippi State (1/6/22)
Rebounds	6	at Tennessee (12/30/21)
Assists	6	Mercer (11/24/21)
Steals	4	at Georgia (1/9/22)
Blocks	1	at Auburn (1/23/22)
Minutes	39	4X, last at Georgia (1/9/22)
Field Goals	7	Mississippi State (1/6/22)
FG Att.	15	at Tennessee (12/30/21)
3-Point FG	5	Mississippi State (1/6/22)
3-Point Att.	11	at Tennessee (12/30/21)
Free Throws	2 3X, last Bethune-Cookman (11/28/21)	
FT Att.	2	8X, last at Auburn (1/23/22)

### MISCELLANEOUS STATS

CATEGORY	2021-22	CAREER
Games Started	20	51
Double-digit scoring	7	11
20+ point games		1
Double-digit rebounding		
Double-doubles		
Led UA in scoring	1	1
Led UA in rebounding		
Led UA in assists	11	30
Led UA in steals	5	15
Led UA in blocks	1	2

### CAREER STATS

Year	GP	GS	Min	Avg	FG	FGA	Pct	3FG	3FGA	Pct	FT	FTA	Pct	Off	Def	Tot	Avg	PF	FO	A	TO	Blk	Stl	Pts	Avg
2018-19	30	6	296	9.9	13	44	.295	8	32	.250	2	2	1.000	2	14	16	0.5	19	0	40	31	0	11	36	1.2
2019-20	30	0	235	7.8	16	39	.410	14	26	.538	8	10	.800	1	21	22	0.7	16	0	20	19	0	4	54	1.8
2020-21	27	25	838	31.1	54	168	.321	38	120	.317	17	24	.708	6	50	56	2.1	54	1	107	45	1	21	163	6.0
2021-22	20	20	632	31.6	57	146	.390	45	108	.417	11	16	.688	2	43	45	2.3	29	0	59	31	1	21	170	8.5
<b>TOTALS</b>	<b>107</b>	<b>51</b>	<b>2001</b>	<b>18.7</b>	<b>140</b>	<b>397</b>	<b>.353</b>	<b>105</b>	<b>286</b>	<b>.367</b>	<b>38</b>	<b>52</b>	<b>.731</b>	<b>11</b>	<b>128</b>	<b>139</b>	<b>1.3</b>	<b>118</b>	<b>1</b>	<b>226</b>	<b>126</b>	<b>2</b>	<b>57</b>	<b>423</b>	<b>4.0</b>



GRADUATE

**ALLIE CRAIG CRUCE**

#12 | FORWARD | 6-1

KILLEN, ALA.  
LAUDERDALE COUNTY HS**CAREER HIGHLIGHTS**

- 2021 SEC Academic Honor Roll
- 2020 SEC Academic Honor Roll
- 2019 SEC First-Year Academic Honor Roll

**GAME-BY-GAME**

Opponents	Min.	FG	3P	FT	O-D-T	PF	Pts	A	TO	Stl	Blk
Charleston Southern	11:07	1-1	0-0	1-2	0-5-5	0	3	2	0	1	0
Tulane	03:35	0-0	0-0	0-0	0-0-0	1	0	1	0	0	0
Southern Miss	04:41	0-0	0-0	0-0	0-1-1	1	0	0	0	0	1
vs. Duke					DNP						
Mercer	15:26	2-4	1-3	1-2	1-1-2	1	6	2	1	0	0
Western Carolina	13:29	1-2	0-1	2-2	0-3-3	1	4	0	2	2	1
Bethune-Cookman	06:49	0-2	0-2	0-0	0-3-3	2	0	0	2	0	1
Memphis	06:50	0-0	0-0	0-0	1-0-1	1	0	2	2	0	0
Houston					DNP						
at Chattanooga	05:25	0-0	0-0	0-0	1-1-2	0	0	0	2	0	0
Sam Houston	07:43	2-2	1-1	2-2	0-1-1	1	7	0	0	0	0
at Little Rock					Canceled						
Winthrop					Canceled						
at No. 7/9 Tennessee	02:51	0-1	0-1	0-0	0-0-0	1	0	0	0	0	1
Auburn	07:11	1-1	0-0	1-2	1-0-1	2	3	0	1	0	1
Mississippi State	01:27	0-0	0-0	0-0	0-1-1	1	0	0	0	0	0
at No. 15/14 Georgia					DNP						
at RV/RV Ole Miss					DNP						
Florida					DNP						
Arkansas	10:38	1-3	0-1	0-0	0-0-0	1	2	0	0	0	1
at Auburn	01:09	0-0	0-0	0-0	0-0-0	0	0	0	1	0	0
RV/NR Missouri	05:32	1-1	1-1	0-0	1-0-1	4	0	0	0	0	0
at No. 1/1 South Carolina	17:54	2-8	0-3	2-2	0-2-2	4	6	0	0	0	0
at Vanderbilt											
Kentucky											
Tennessee											
at Texas A&M											
at LSU											
Vanderbilt											

**CAREER HIGHS**

Points	12	Southeastern Louisiana (11/7/18)
Rebounds	9	Tulsa (12/1/18)
Assists	5	Northwestern State (12/16/18)
Steals	4	Nicholls (12/16/20)
Blocks	2	SE Louisiana (12/29/19)
Minutes	24	2X, last vs. Northwestern St. (12/16/18)
Field Goals	4	2X, last vs. Nicholls (12/16/20)
FG Att.	8	3X, last vs. Nicholls (12/16/20)
3-Point FG	2	2X, last at Auburn (2/14/21)
3-Point Att.	4	4X, last at Memphis (12/29/20)
Free Throws	6	Southeastern Louisiana (11/7/18)
FT Att.	8	Southeastern Louisiana (11/7/18)

**2021-22 SEASON HIGHS**

Points	7	Sam Houston (12/13/21)
Rebounds	5	Charleston Southern (11/9/21)
Assists	2	3X, last Memphis (11/30/21)
Steals	2	2X, last Western Carolina (11/26/21)
Blocks	1	6X, last Arkansas (1/20/22)
Minutes	15	Mercer (11/24/21)
Field Goals	2	2X, last Sam Houston (12/13/21)
FG Att.	4	Mercer (11/24/21)
3-Point FG	1	2X, last Sam Houston (12/13/21)
3-Point Att.	3	Mercer (11/24/21)
Free Throws	2	2X, last Sam Houston (12/13/21)
FT Att.	2	4X, last Auburn (1/2/22)

**MISCELLANEOUS STATS**

CATEGORY	2021-22	CAREER
Games Started		1
Double-digit scoring		2
20+ point games		
Double-digit rebounding		
Double-doubles		
Led UA in scoring		
Led UA in rebounding		1
Led UA in assists		1
Led UA in steals		6
Led UA in blocks	4	7

**CAREER STATS**

Year	GP	GS	Min	Avg	FG	FGA	Pct	3FG	3FGA	Pct	FT	FTA	Pct	Off	Def	Tot	Avg	PF	FO	A	TO	Blk	Stl	Pts	Avg
2018-19	31	1	304	9.8	19	65	.292	9	38	.237	17	24	.708	13	42	55	1.8	34	0	20	27	2	10	64	2.1
2019-20	16	0	74	4.6	11	20	.550	3	7	.429	4	4	1.000	4	9	13	0.8	10	0	1	6	2	1	29	1.8
2020-21	27	0	303	11.2	24	63	.381	12	42	.286	14	20	.700	21	39	60	2.2	50	0	13	12	4	18	74	2.7
2021-22	16	0	122	7.6	11	25	.440	3	13	.231	9	12	.750	5	18	23	1.4	21	0	7	11	6	3	34	2.1
<b>TOTALS</b>	<b>90</b>	<b>1</b>	<b>802</b>	<b>8.9</b>	<b>65</b>	<b>173</b>	<b>.376</b>	<b>27</b>	<b>100</b>	<b>.270</b>	<b>44</b>	<b>60</b>	<b>.733</b>	<b>43</b>	<b>108</b>	<b>151</b>	<b>1.7</b>	<b>115</b>	<b>0</b>	<b>41</b>	<b>56</b>	<b>14</b>	<b>32</b>	<b>201</b>	<b>2.2</b>





SOPHOMORE

**MYRA GORDON**

#15 | GUARD | 6-0

FORT WORTH, TEXAS  
L.D. BELL HS**CAREER HIGHLIGHTS**

- SEC Freshman of the Week (1/12)

**GAME-BY-GAME**

Opponents	Min.	FG	3P	FT	O-D-T	PF	Pts	A	TO	Stl	Blk
Charleston Southern	12:42	0-3	0-0	0-0	1-3-4	2	0	1	1	1	0
Tulane	04:01	0-2	0-2	0-0	0-1-1	0	0	0	0	0	0
Southern Miss	05:05	1-1	0-0	0-0	0-0-0	0	2	0	0	1	0
vs. Duke	19:30	1-3	0-0	0-2	2-3-5	3	2	0	1	0	0
Mercer	14:54	1-2	0-1	0-0	1-3-4	1	2	1	3	1	0
Western Carolina	18:22	2-3	0-1	3-4	1-4-5	1	7	1	1	1	0
Bethune-Cookman	18:28	1-2	0-0	0-0	1-6-7	2	2	1	0	3	0
Memphis	14:10	1-3	0-1	0-0	0-4-4	0	2	0	1	0	0
Houston	10:51	0-1	0-0	0-0	0-3-3	1	0	1	2	0	0
at Chattanooga	21:36	3-6	0-2	2-2	4-3-7	2	8	0	1	2	0
Sam Houston	17:24	0-3	0-1	0-0	1-4-5	2	0	1	1	1	0
at Little Rock					Canceled						
Winthrop					Canceled						
at No. 7/9 Tennessee	28:24	2-9	0-1	0-0	5-3-8	2	4	1	1	1	0
Auburn	04:27	0-0	0-0	0-0	0-0-0	0	0	0	0	0	0
Mississippi State	09:44	0-0	0-0	2-2	1-0-1	1	2	0	0	0	0
at No. 15/14 Georgia	07:17	1-2	0-0	0-0	1-1-2	0	2	0	0	0	0
at RV/RV Ole Miss	10:38	0-1	0-0	1-2	0-0-1	1	1	0	0	0	0
Florida	23:02	0-2	0-1	1-2	3-2-5	5	1	0	2	4	1
Arkansas	19:58	1-6	0-1	0-1	1-3-4	3	2	1	2	0	0
at Auburn	02:13	0-0	0-0	0-0	0-1-1	1	0	0	0	0	0
RV/NR Missouri	12:44	1-2	0-0	0-0	1-0-1	0	2	1	0	1	0
at No. 1/1 South Carolina	13:58	1-4	0-1	0-0	2-2-4	3	2	0	1	0	0
at Vanderbilt											
Kentucky											
Tennessee											
at Texas A&M											
at LSU											
Vanderbilt											

**CAREER HIGHS**

Points	8	2X, last at Chattanooga (12/3/21)
Rebounds	8	at Tennessee (12/30/21)
Assists	3	Maryland (3/24/21)
Steals	4	Florida (1/16/22)
Blocks	1	3X, last Florida (1/16/22)
Minutes	30	at Oklahoma State (12/5/20)
Field Goals	3	at Chattanooga (12/5/21)
FG Att.	9	at Tennessee (12/30/21)
3-Point FG	2	at Vanderbilt (1/10/21)
3-Point Att.	5	at Vanderbilt (1/10/21)
Free Throws	6	USC Upstate (12/2/20)
FT Att.	6	USC Upstate (12/2/20)

**2021-22 SEASON HIGHS**

Points	8	at Chattanooga (12/5/21)
Rebounds	8	at Tennessee (12/30/21)
Assists	1	8X, last Arkansas (1/20/22)
Steals	4	Florida (1/16/22)
Blocks	1	Florida (1/16/22)
Minutes	28	at Tennessee (12/30/21)
Field Goals	3	at Chattanooga (12/5/21)
FG Att.	9	at Tennessee (12/30/21)
3-Point FG		
3-Point Att.	2	2X, last at Chattanooga (12/5/21)
Free Throws	3	Western Carolina (11/26/21)
FT Att.	4	Western Carolina (11/26/21)

**MISCELLANEOUS STATS**

CATEGORY	2021-22	CAREER
Games Started	1	3
Double-digit scoring		
20+ point games		
Double-digit rebounding		
Double-doubles		
Led UA in scoring		
Led UA in rebounding	1	1
Led UA in assists		
Led UA in steals	1	2
Led UA in blocks		

**CAREER STATS**

Year	GP	GS	Min	Avg	FG	FGA	Pct	3FG	3FGA	Pct	FT	FTA	Pct	Off	Def	Tot	Avg	PF	FO	A	TO	Blk	Stl	Pts	Avg
2020-21	26	2	230	8.9	14	38	.368	3	13	.231	7	11	.636	20	15	35	1.3	14	0	20	7	2	5	38	1.5
2021-22	21	1	289	13.8	16	55	.291	0	12	.000	9	15	.600	25	46	71	3.4	30	1	9	17	1	16	41	2.0
<b>TOTALS</b>	<b>47</b>	<b>3</b>	<b>520</b>	<b>11.1</b>	<b>30</b>	<b>93</b>	<b>.323</b>	<b>3</b>	<b>25</b>	<b>.120</b>	<b>16</b>	<b>26</b>	<b>.615</b>	<b>45</b>	<b>61</b>	<b>106</b>	<b>2.3</b>	<b>44</b>	<b>1</b>	<b>29</b>	<b>24</b>	<b>3</b>	<b>21</b>	<b>79</b>	<b>1.7</b>



SENIOR

# BRITTANY DAVIS

#23 | GUARD | 5-9

MANCHESTER, GA.  
GULF COAST STATE COLLEGE

## CAREER HIGHLIGHTS

- SEC Player of the Week (12/17/19)
- College Sports Madness National Player of the Week (12/16/19)
- NCAA Starting Five (12/18/19)

## GAME-BY-GAME

Opponents	Min.	FG	3P	FT	O-D-T	PF	Pts	A	TO	Stl	Blk
Charleston Southern	21:38	9-19	5-10	2-2	5-7-12	1	25	2	1	1	0
Tulane	35:40	6-16	4-11	1-2	2-4-6	1	17	1	0	1	0
Southern Miss	30:11	7-19	2-10	7-8	4-7-11	3	23	4	2	2	0
vs. Duke	30:26	5-10	2-4	4-6	1-0-1	1	16	1	5	3	0
Mercer	32:12	4-8	3-6	2-2	4-5-9	1	13	2	1	2	0
Western Carolina	21:57	5-12	2-8	2-4	3-4-7	0	14	0	0	2	0
Bethune-Cookman	14:54	4-9	3-8	1-2	2-3-5	2	12	0	1	2	0
Memphis	28:58	6-15	2-9	0-0	1-5-6	2	14	0	2	3	0
Houston	29:37	5-15	2-10	5-6	1-7-8	2	17	1	1	0	0
at Chattanooga	21:25	3-8	0-4	3-5	0-3-3	2	9	2	1	4	0
Sam Houston	28:43	4-10	1-4	5-6	5-4-9	2	14	1	1	1	0
at Little Rock					Canceled						
Winthrop					Canceled						
at No. 7/9 Tennessee	30:25	5-19	1-10	1-2	3-3-6	2	12	4	1	2	0
Auburn	35:33	4-16	1-7	1-2	3-8-11	1	10	2	2	2	0
Mississippi State	33:56	4-14	2-8	1-2	2-7-9	1	11	2	3	0	0
at No. 15/14 Georgia	32:23	6-15	6-9	0-0	0-4-4	3	18	0	5	0	0
at RV/RV Ole Miss	36:06	6-13	0-1	8-10	2-5-7	2	20	2	5	0	0
Florida	37:47	7-17	3-8	2-6	5-5-10	0	19	2	5	2	0
Arkansas	37:10	6-18	5-13	3-3	3-5-8	3	20	2	2	0	0
at Auburn	37:13	8-19	3-7	5-6	3-5-8	3	24	3	1	2	0
RV/NR Missouri	31:24	1-7	0-2	1-2	3-2-5	1	3	2	1	0	0
at No. 1/1 South Carolina	32:44	7-16	3-7	3-4	0-1-1	0	20	0	1	1	0
at Vanderbilt											
Kentucky											
Tennessee											
at Texas A&M											
at LSU											
Vanderbilt											

## CAREER HIGHS

Points	25	Charleston Southern (11/9/21)
Rebounds	12	Charleston Southern (11/9/21)
Assists	4	2X, last at Tennessee (12/30/21)
Steals	4	2X, last at Chattanooga (12/5/21)
Blocks		
Minutes	38	Florida (1/16/22)
Field Goals	10	UNC (12/15/19)
FG Att.	19	3X, last at Tennessee (12/30/21)
3-Point FG	6	at Georgia (1/9/22)
3-Point Att.	13	Arkansas (1/20/22)
Free Throws	8	at Ole Miss (1/13/22)
FT Att.	10	at Ole Miss (1/13/22)

## 2021-22 SEASON HIGHS

Points	25	Charleston Southern (11/9/21)
Rebounds	12	Charleston Southern (11/9/21)
Assists	4	2X, last at Tennessee (12/30/21)
Steals	4	at Chattanooga (12/5/21)
Blocks		
Minutes	38	Florida (1/16/22)
Field Goals	9	Charleston Southern (11/9/21)
FG Att.	19	2X, last at Tennessee (12/30/21)
3-Point FG	6	at Georgia (1/9/22)
3-Point Att.	13	Arkansas (1/20/22)
Free Throws	8	at Ole Miss (1/13/22)
FT Att.	10	at Ole Miss (1/13/22)

## MISCELLANEOUS STATS

CATEGORY	2021-22	CAREER
Games Started	21	21
Double-digit scoring	19	29
20+ point games	6	7
Double-digit rebounding	4	4
Double-doubles	4	4
Led UA in scoring	7	9
Led UA in rebounding	9	9
Led UA in assists	5	5
Led UA in steals	6	11
Led UA in blocks		

## CAREER STATS

Year	GP	GS	Min	Avg	FG	FGA	Pct	3FG	3FGA	Pct	FT	FTA	Pct	Off	Def	Tot	Avg	PF	FO	A	TO	Blk	Stl	Pts	Avg
2019-20	30	0	493	16.4	71	179	.397	32	100	.320	24	37	.649	12	47	59	2.0	40	0	26	42	0	17	198	6.6
2020-21																DNP									
2021-22	21	21	638	30.4	112	295	.380	50	156	.321	57	80	.713	52	94	146	7.0	33	0	33	41	0	30	331	15.8
TOTALS	51	21	1131	22.2	183	474	.386	82	256	.320	81	117	.692	64	141	205	4.0	73	0	59	83	0	47	529	10.4



**JADA RICE**  
#31 | CENTER | 6-4  
SUWANNEE, GA.  
COLLINS HILL HS

## GAME-BY-GAME

Opponents	Min.	FG	3P	FT	O-D-T	PF	Pts	A	TO	Stl	Blk
Charleston Southern	10:32	6-8	0-0	2-2	1-3-4	2	14	0	0	0	0
Tulane	26:34	2-6	0-0	2-3	2-1-3	5	6	0	4	1	3
Southern Miss	21:51	5-10	0-0	6-10	1-3-4	0	16	0	1	0	2
vs. Duke	27:09	2-3	0-0	0-0	2-3-5	3	4	0	2	1	0
Mercer	20:08	6-11	0-0	0-1	0-5-5	3	12	0	3	0	1
Western Carolina	21:55	1-5	0-0	2-2	3-4-7	1	4	1	2	4	0
Bethune-Cookman	13:06	3-5	0-0	0-0	1-3-4	3	6	0	2	0	0
Memphis	27:32	6-9	0-0	1-1	5-6-11	1	13	4	0	3	1
Houston	20:11	4-5	0-0	1-2	0-4-4	3	9	1	1	0	0
at Chattanooga	15:43	1-2	0-0	4-6	1-3-4	3	6	0	1	0	1
Sam Houston	20:48	1-3	0-0	0-0	0-5-5	1	2	0	2	0	8
at Little Rock					Canceled						
Winthrop					Canceled						
at No. 7/9 Tennessee	30:24	1-6	0-0	2-2	3-5-8	4	4	0	3	1	3
Auburn	21:52	3-9	0-0	1-4	3-7-10	6	7	0	1	0	2
Mississippi State	35:26	4-7	0-0	0-1	3-7-10	3	8	2	3	0	2
at No. 15/14 Georgia	27:53	3-7	0-0	4-6	3-1-4	1	10	1	1	0	2
at RV/RV Ole Miss	13:25	0-2	0-0	0-2	0-2-2	5	0	1	1	0	1
Florida	17:57	1-3	0-0	0-1	1-3-4	2	2	0	2	1	2
Arkansas	20:33	1-7	0-0	1-2	1-2-3	1	3	2	0	2	0
at Auburn	11:17	1-2	0-0	1-2	0-0-0	2	3	2	0	1	1
RV/NR Missouri	27:13	4-6	0-0	4-4	2-1-3	4	12	1	2	2	2
at No. 1/1 South Carolina	14:33	0-2	0-0	0-0	1-1-2	4	0	1	2	0	0
at Vanderbilt											
Kentucky											
Tennessee											
at Texas A&M											
at LSU											
Vanderbilt											

## CAREER HIGHS

Points	16	Southern Miss (11/17/21)
Rebounds	11	Memphis (11/30/21)
Assists	4	Memphis (11/30/21)
Steals	4	Western Carolina (11/26/21)
Blocks	8	Sam Houston (12/13/21)
Minutes	35	Mississippi State (1/6/22)
Field Goals	6	3X, last Memphis (11/30/21)
FG Att.	11	Mercer (11/24/21)
3-Point FG		
3-Point Att.		
Free Throws	6	Southern Miss (11/17/21)
FT Att.	10	Southern Miss (11/17/21)

## 2021-22 SEASON HIGHS

Points	16	Southern Miss (11/17/21)
Rebounds	11	Memphis (11/30/21)
Assists	4	Memphis (11/30/21)
Steals	4	Western Carolina (11/26/21)
Blocks	8	Sam Houston (12/13/21)
Minutes	35	Mississippi State (1/6/22)
Field Goals	6	3X, last Memphis (11/30/21)
FG Att.	11	Mercer (11/24/21)
3-Point FG		
3-Point Att.		
Free Throws	6	Southern Miss (11/17/21)
FT Att.	10	Southern Miss (11/17/21)

## MISCELLANEOUS STATS

CATEGORY	2021-22	CAREER (UA)
Games Started	21	21
Double-digit scoring	5	5
20+ point games		
Double-digit rebounding	3	3
Double-doubles	1	1
Led UA in scoring		
Led UA in rebounding	4	4
Led UA in assists	1	1
Led UA in steals	4	4
Led UA in blocks	12	12

## CAREER STATS

Year	GP	GS	Min	Avg	FG	FGA	Pct	3FG	3FGA	Pct	FT	FTA	Pct	Off	Def	Tot	Avg	PF	FO	A	TO	Blk	Stl	Pts	Avg
2018-19(NCS)	22	0	75	3.4	1	9	.111	0	0	.000	3	8	.375	5	12	17	0.8	6	0	3	7	3	0	5	0.2
2020-21(NCS)	13	1	81	6.2	11	21	.524	0	0	.000	0	10	.000	8	16	24	1.8	9	0	2	9	4	1	22	1.7
2021-22	21	21	446	21.2	55	118	.466	0	0	.000	31	51	.608	33	69	102	4.9	57	3	16	33	31	16	141	6.7
<b>TOTAL</b>	<b>56</b>	<b>22</b>	<b>602</b>	<b>10.7</b>	<b>67</b>	<b>148</b>	<b>.453</b>	<b>0</b>	<b>0</b>	<b>.000</b>	<b>34</b>	<b>69</b>	<b>.493</b>	<b>46</b>	<b>97</b>	<b>143</b>	<b>2.6</b>	<b>72</b>	<b>3</b>	<b>21</b>	<b>49</b>	<b>38</b>	<b>17</b>	<b>168</b>	<b>3.0</b>



JUNIOR

**NIA DANIEL**

#32 | GUARD | 5-10

HARRISBURG, N.C.  
GULF COAST STATE COLLEGE**GAME-BY-GAME**

Opponents	Min.	FG	3P	FT	O-D-T	PF	Pts	A	TO	Stl	Blk
Charleston Southern	23:48	1-8	0-3	2-2	0-1-1	2	4	0	0	1	0
Tulane	05:04	2-3	0-1	0-0	1-0-1	1	4	0	1	1	0
Southern Miss	17:50	0-2	0-1	0-2	2-0-2	1	0	0	0	0	0
vs. Duke	06:52	0-1	0-1	5-5	0-0-0	3	5	2	0	0	0
Mercer	12:03	0-2	0-1	0-0	0-3-3	2	0	0	1	0	0
Western Carolina	14:16	3-6	1-2	5-6	3-2-5	3	12	0	3	1	0
Bethune-Cookman	21:48	4-9	3-5	0-0	2-1-3	4	11	1	0	1	1
Memphis					DNP						
Houston					DNP						
at Chattanooga	02:58	0-1	0-0	0-0	0-1-1	0	0	0	0	0	1
Sam Houston	10:07	0-1	0-0	0-0	0-1-1	3	0	0	1	0	0
at Little Rock					Canceled						
Winthrop					Canceled						
at No. 7/9 Tennessee	14:43	1-4	0-0	0-0	0-0-0	1	2	0	0	0	1
Auburn	08:43	1-1	1-1	0-0	0-0-0	1	3	0	0	0	0
Mississippi State	01:46	0-0	0-0	0-0	0-0-0	0	0	0	1	0	0
at No. 15/14 Georgia					DNP						
at RV/RV Ole Miss					DNP						
Florida					DNP						
Arkansas	09:13	2-5	0-2	1-1	1-0-1	0	5	0	1	0	0
at Auburn	14:45	2-7	1-3	0-0	3-0-3	0	5	0	1	1	0
RV/NR Missouri	10:30	0-2	0-1	0-0	1-1-2	2	0	0	0	0	0
at No. 1/1 South Carolina	15:43	0-2	0-0	0-0	0-1-1	1	0	0	1	1	0
at Vanderbilt											
Kentucky											
Tennessee											
at Texas A&M											
at LSU											
Vanderbilt											

**CAREER HIGHS**

Points	12	Western Carolina (11/26/21)
Rebounds	5	Western Carolina (11/26/21)
Assists	2	vs. Duke (11/21/21)
Steals	2	2X, last Wake Forest (3/4/20)
Blocks	1	6X, last at Tennessee (12/30/21)
Minutes	24	Charleston Southern (11/9/21)
Field Goals	4	2x, last Bethune-Cookman (11/28/21)
FG Att.	9	Bethune-Cookman (11/28/21)
3-Point FG	3	Bethune-Cookman (11/28/21)
3-Point Att.	5	Bethune-Cookman (11/28/21)
Free Throws	5	2X, last Western Carolina (11/26/21)
FT Att.	6	Western Carolina (11/26/21)

**2021-22 SEASON HIGHS**

Points	12	Western Carolina (11/26/21)
Rebounds	5	Western Carolina (11/26/21)
Assists	2	vs. Duke (11/21/21)
Steals	1	4X, last Bethune-Cookman (11/28/21)
Blocks	1	2X, last at Tennessee (12/30/21)
Minutes	24	Charleston Southern (11/9/21)
Field Goals	4	Bethune-Cookman (11/28/21)
FG Att.	9	Bethune-Cookman (11/28/21)
3-Point FG	3	Bethune-Cookman (11/28/21)
3-Point Att.	5	Bethune-Cookman (11/28/21)
Free Throws	5	2X, last Western Carolina (11/26/21)
FT Att.	6	Western Carolina (11/26/21)

**MISCELLANEOUS STATS**

CATEGORY	2021-22	CAREER (UA)
Games Started		
Double-digit scoring	2	2
20+ point games		
Double-digit rebounding		
Double-doubles		
Led UA in scoring		
Led UA in rebounding		
Led UA in assists		
Led UA in steals		
Led UA in blocks	1	1

**CAREER STATS**

Year	GP	GS	Min	Avg	FG	FGA	Pct	3FG	3FGA	Pct	FT	FTA	Pct	Off	Def	Tot	Avg	PF	FO	A	TO	Blk	Stl	Pts	Avg
2019-20(UNC)	25	0	263	10.5	25	71	.352	1	14	.071	18	24	.750	9	17	26	1	18	0	3	8	4	10	69	2.8
2021-22	16	0	190	11.9	16	54	.296	6	21	.286	13	16	.813	13	11	24	1.5	24	0	3	10	3	6	51	3.2
<b>TOTAL</b>	<b>41</b>	<b>0</b>	<b>453</b>	<b>11.1</b>	<b>41</b>	<b>125</b>	<b>.328</b>	<b>7</b>	<b>35</b>	<b>.200</b>	<b>31</b>	<b>40</b>	<b>.775</b>	<b>22</b>	<b>28</b>	<b>50</b>	<b>1.2</b>	<b>42</b>	<b>0</b>	<b>6</b>	<b>18</b>	<b>7</b>	<b>16</b>	<b>120</b>	<b>2.9</b>



**KHYLLA WADE-WARREN**  
#33 | FORWARD | 6-2  
SELMER, TENN.  
TEXAS TECH

## GAME-BY-GAME

Opponents	Min.	FG	3P	FT	O-D-T	PF	Pts	A	TO	Stl	Blk
Charleston Southern	15:01	7-9	1-2	1-4	2-3-5	1	16	0	0	2	0
Tulane	03:33	0-0	0-0	0-0	0-1-1	1	0	0	1	0	0
Southern Miss	07:34	0-0	0-0	0-0	1-0-1	0	0	0	0	1	0
vs. Duke	01:07	0-1	0-0	0-0	0-0-0	2	0	1	1	0	0
Mercer	07:17	0-2	0-1	0-0	0-1-1	0	0	0	0	0	0
Western Carolina	12:39	3-5	0-1	0-0	0-0-0	5	6	1	1	0	0
Bethune-Cookman	18:56	5-10	0-2	6-6	4-5-9	2	16	0	1	1	1
Memphis	12:28	1-3	0-0	0-0	2-2-4	1	2	1	2	0	1
Houston	19:09	1-3	0-0	0-0	1-1-2	1	2	1	1	2	3
at Chattanooga	20:50	4-5	1-1	2-4	2-4-6	3	11	0	1	0	2
Sam Houston	16:53	1-5	1-2	0-0	1-0-1	0	3	0	1	0	2
at Little Rock					Canceled						
Winthrop					Canceled						
at No. 7/9 Tennessee	06:45	1-4	0-2	1-2	0-0-0	3	3	0	2	0	0
Auburn	10:48	0-3	0-1	1-2	2-1-3	3	1	0	1	0	1
Mississippi State	03:07	1-1	0-0	0-0	0-0-0	0	2	0	0	0	0
at No. 15/14 Georgia	12:06	1-4	1-3	0-0	0-2-2	1	3	1	1	0	0
at RV/RV Ole Miss	26:35	4-7	1-3	2-2	0-0-0	3	11	0	3	0	1
Florida	24:28	3-8	1-4	2-2	3-2-5	2	9	0	2	1	2
Arkansas	17:01	3-5	0-1	2-2	2-1-3	3	8	1	2	2	1
at Auburn	27:34	4-8	0-3	7-9	2-2-4	2	15	0	3	1	1
RV/NR Missouri	05:16	0-0	0-0	0-0	0-0-0	1	0	0	2	0	0
at No. 1/1 South Carolina	11:58	0-1	0-0	0-0	0-1-1	3	0	1	2	0	1
at Vanderbilt											
Kentucky											
Tennessee											
at Texas A&M											
at LSU											
Vanderbilt											

## CAREER HIGHS

Points	16	2X, last Bethune-Cookman (11/28/21)
Rebounds	9	Bethune-Cookman (11/28/21)
Assists	2	Incarate Word (12/29/20)
Steals	2	4X, last Arkansas (1/20/22)
Blocks	3	Houston (12/3/21)
Minutes	27	at Ole Miss (1/13/22)
Field Goals	7	Charleston Southern (11/9/21)
FG Att.	10	Bethune-Cookman (11/28/21)
3-Point FG	2	UTRG (11/25/20)
3-Point Att.	4	Florida (1/16/22)
Free Throws	6	Bethune-Cookman (11/28/21)
FT Att.	6	Bethune-Cookman (11/28/21)

## 2021-22 SEASON HIGHS

Points	16	2X, last Bethune-Cookman (11/28/21)
Rebounds	9	Bethune-Cookman (11/28/21)
Assists	1	5X, last at Georgia (1/9/22)
Steals	2	3X, last Arkansas (1/20/22)
Blocks	3	Houston (12/3/21)
Minutes	27	at Ole Miss (1/13/22)
Field Goals	7	Charleston Southern (11/9/21)
FG Att.	10	Bethune-Cookman (11/28/21)
3-Point FG	1	4X, last at Georgia (1/9/22)
3-Point Att.	4	Florida (1/16/22)
Free Throws	6	Bethune-Cookman (11/28/21)
FT Att.	6	Bethune-Cookman (11/28/21)

## MISCELLANEOUS STATS

CATEGORY	2021-22	CAREER (UA)
Games Started		
Double-digit scoring	3	3
20+ point games		
Double-digit rebounding		
Double-doubles		
Led UA in scoring	1	1
Led UA in rebounding	1	1
Led UA in assists		
Led UA in steals	2	2
Led UA in blocks	7	7

## CAREER STATS

Year	GP	GS	Min	Avg	FG	FGA	Pct	3FG	3FGA	Pct	FT	FTA	Pct	Off	Def	Tot	Avg	PF	FO	A	TO	Blk	Stl	Pts	Avg
2020-21(TTU)	24	2	228	9.5	27	55	.491	3	10	.300	9	14	.643	14	33	47	2.0	20	0	7	17	14	3	66	2.8
2021-22	21	0	282	13.4	39	84	.464	6	26	.231	24	33	.727	22	26	48	2.3	37	1	7	27	16	10	108	5.1
TOTALS	45	2	510	11.3	66	139	.475	9	36	.250	33	47	.702	36	59	95	2.1	57	1	14	44	30	13	174	3.9





FRESHMAN

## TAYLOR CULLINAN

#45 | FORWARD | 6-3

DALLAS, GA.  
NORTH PAULDING HS

### PREP HIGHLIGHTS

- Varsity starter all four years at North Paulding High School
- 2021 Paulding County School District Girls Basketball Player of the Year
- Averaged 15.2 ppg, 12.3 rpg, 3.1 bpg, 3.3 apg and 1.5 spg her senior season (2020-21)
- The first 1,000-point scorer in NPHS history
- The first player to eclipse 750 rebounds in NPHS history
- All-county selection all four years
- As a junior (2019-20), Cullinan was named All-County Player of the Year and an all-region selection
- As a sophomore (2018-19), she was named second team all-region and Co-Offensive Player of the Year

### GAME-BY-GAME

Opponents	Min.	FG	3P	FT	O-D-T	PF	Pts	A	TO	Stl	Blk
Charleston Southern	02:47	0-1	0-1	2-2	0-0-0	0	2	0	0	1	0
Tulane					DNP						
Southern Miss					DNP						
vs. Duke					DNP						
Mercer					DNP						
Western Carolina					DNP						
Bethune-Cookman	02:24	0-0	0-0	0-0	0-0-0	0	0	0	0	0	0
Memphis	01:17	0-2	0-1	0-0	1-0-1	0	0	0	0	0	0
Houston					DNP						
at Chattanooga					DNP						
Sam Houston	02:19	0-0	0-0	0-0	0-0-0	1	0	0	0	0	0
at Little Rock					Canceled						
Winthrop					Canceled						
at No. 7/9 Tennessee					DNP						
Auburn					DNP						
Mississippi State					DNP						
at No. 15/14 Georgia					DNP						
at RV/RV Ole Miss					DNP						
Florida	00:12	0-0	0-0	0-0	0-0-0	2	0	0	0	0	0
Arkansas					DNP						
at Auburn					DNP						
RV/NR Missouri	01:59	0-0	0-0	0-0	0-0-0	0	0	0	0	0	0
at No. 1/1 South Carolina					DNP						
at Vanderbilt											
Kentucky											
Tennessee											
at Texas A&M											
at LSU											
Vanderbilt											

### CAREER HIGHS

Points	2	Charleston Southern (11/9/21)
Rebounds	1	Memphis (11/30/21)
Assists		
Steals	1	Charleston Southern (11/9/21)
Blocks		
Minutes	3	Charleston Southern (11/9/21)
Field Goals		
FG Att.	2	Memphis (11/30/21)
3-Point FG		
3-Point Att.	1	2X, last Memphis (11/30/21)
Free Throws	2	Charleston Southern (11/9/21)
FT Att.	2	Charleston Southern (11/9/21)

### 2021-22 SEASON HIGHS

Points	2	Charleston Southern (11/9/21)
Rebounds	1	Memphis (11/30/21)
Assists		
Steals	1	Charleston Southern (11/9/21)
Blocks		
Minutes	3	Charleston Southern (11/9/21)
Field Goals		
FG Att.	2	Memphis (11/30/21)
3-Point FG		
3-Point Att.	1	2X, last Memphis (11/30/21)
Free Throws	2	Charleston Southern (11/9/21)
FT Att.	2	Charleston Southern (11/9/21)

### MISCELLANEOUS STATS

CATEGORY	2021-22	CAREER
Games Started		
Double-digit scoring		
20+ point games		
Double-digit rebounding		
Double-doubles		
Led UA in scoring		
Led UA in rebounding		
Led UA in assists		
Led UA in steals		
Led UA in blocks		

### CAREER STATS

Year	GP	GS	Min	Avg	FG	FGA	Pct	3FG	3FGA	Pct	FT	FTA	Pct	Off	Def	Tot	Avg	PF	FO	A	TO	Blk	Stl	Pts	Avg
2021-22	6	0	10:58	1.8	0	3	.000	0	2	.000	2	2	1.000	1	0	1	0.2	3	0	0	0	0	1	2	0.3
TOTALS	6	0	10:58	1.8	0	3	.000	0	2	.000	2	2	1.000	1	0	1	0.2	3	0	0	0	0	1	2	0.3