



OKLAHOMA STATE

COWBOY BASEBALL

Wade McWhorter • Coordinator, Athletics Communications • (405) 744-7853 (o) or 612-5240 (c) • wade.mcwhorter@okstate.edu
Oklahoma State Athletics Communications • 220 Athletics Center, Stillwater, OK 74078 • www.okstate.com

GAME INFO

Video/TV: SEC Network+

Radio: Pete 94.3 FM/KSPI-AM 780 (Rex Holt & Matt Davis)
stillwaterradio.net

Live Stats: okstate.statbroadcast.com

Twitter In-Game Updates: @OSUBaseball

SERIES CAPSULE

#7 Oklahoma State at #1 Vanderbilt

Fri., Feb. 18 • 4:30 p.m. / Sat., Feb. 19 • 1 p.m. / Sun., Feb. 20 • 1 p.m.
Hawkins Field (3,626) • Nashville, Tenn.



2022 SCHEDULE/RESULTS

Feb. 18	at #1 Vanderbilt	4:30 p.m.
Feb. 19	at #1 Vanderbilt	1 p.m.
Feb. 20	at #1 Vanderbilt	1 p.m.
Feb. 22	vs. Sam Houston%	6:30 p.m.
Feb. 25	Wright State	4 p.m.
Feb. 26	Wright State	1 p.m.
Feb. 27	Wright State	1 p.m.
March 1	at Arizona State	6 p.m.
March 2	at Arizona State	2 p.m.
March 4	Gonzaga	4 p.m.
March 5	Gonzaga	1 p.m.
March 6	Gonzaga	1 p.m.
March 8	Missouri State	4 p.m.
March 10	at BYU	4 p.m.
March 11	at BYU	4 p.m.
March 12	at BYU	2 p.m.
March 16	Dallas Baptist	6 p.m.
March 17	Seton Hall	6 p.m.
March 18	Seton Hall	6 p.m.
March 19	Seton Hall	1 p.m.
March 20	Seton Hall	1 p.m.
March 22	at Oral Roberts	6 p.m.
March 25	Kansas*	6 p.m.
March 26	Kansas*	6 p.m.
March 27	Kansas*	1 p.m.
March 29	vs. Oklahoma#	7 p.m.
April 1	at Kansas State*	6 p.m.
April 2	at Kansas State*	4 p.m.
April 3	at Kansas State*	1 p.m.
April 5	at Wichita State	6 p.m.
April 8	Oklahoma*	6 p.m.
April 9	Oklahoma*	8 p.m.
April 10	Oklahoma*	3 p.m.
April 12	Wichita State	6 p.m.
April 15	at West Virginia*	5:30 p.m.
April 16	at West Virginia*	3 p.m.
April 17	at West Virginia*	Noon
April 19	Oral Roberts	
April 22	TCU*	6 p.m.
April 23	TCU*	TBA
April 24	TCU*	1 p.m.
April 26	vs. Wichita State&	6:30 p.m.
April 29	at Texas*	6:30 p.m.
April 30	at Texas*	2:30 p.m.
May 1	at Texas*	1 p.m.
May 6	Southeast Missouri State	6 p.m.
May 7	Southeast Missouri State	6 p.m.
May 8	Southeast Missouri State	1 p.m.
May 10	at Dallas Baptist	6:30 p.m.
May 13	Texas Tech*	6 p.m.
May 14	Texas Tech*	6 p.m.
May 15	Texas Tech*	1 p.m.
May 19	at Baylor*	6:30 p.m.
May 20	at Baylor*	6:30 p.m.
May 21	at Baylor*	3 p.m.
May 25-29	Big 12 Baseball Championship%	
June 3-6	NCAA Tucson Regional\$	
June 9-12	NCAA Super Regionals\$	
June 17-27	College World Series!	

Bold indicates home game • All Times Central & Subject To Change
* — Big 12 Conference game % — Globe Life Field • Arlington, Texas
— ONEOK Field • Tulsa, Okla. & — Riverfront Stadium • Wichita, Kan.
\$ — Campus Sites
! — Charles Schwab Field • Omaha, Neb.

	Value	NCAA Rank
Batting Avg.	.279	81
Base On Balls	294	15
Double Plays	33	129
Doubles	109	35
Earned Run Avg.	4.54	75
Fielding Pct.	.973	68
Hit By Pitch	88	12
Hits	531	51
Home Runs	73	27
On-Base Pct.	.395	23
Runs	412	26
Sac Bunts	24	84
Sac Flies	26	47
Scoring	7.4	22
Shutouts	7	11
Slugging Pct.	.466	35
Stolen Bases	28	243
Triples	14	48
K-to-BB Ratio	2.15	110
Ks Per 9 Inn.	10.8	13
WHIP	1.47	116
W-L Pct.	.652	38

	Value	NCAA Rank
Batting Avg.	.285	57
Base On Balls	301	11
Double Plays	39	66
Doubles	130	4
Earned Run Avg.	3.46	8
Fielding Pct.	.973	80
Hit By Pitch	53	136
Hits	653	4
Home Runs	92	6
On-Base Pct.	.378	74
Runs	454	12
Sac Bunts	33	29
Sac Flies	17	169
Scoring	6.8	50
Shutouts	8	3
Slugging Pct.	.481	18
Stolen Bases	92	13
Triples	21	9
K-to-BB Ratio	3.19	9
Ks Per 9 Inn.	11.9	2
WHIP	1.11	2
W-L Pct.	.731	10

OSU PROBABLE STARTERS

Position Players		2021 Season Statistics					Noteworthy
Pos.	No.	Player	GP-GS	Avg.	HR	RBI	
C	33	Chase Adkison	--	--	--	--	Previous stops at San Jacinto JC & Boise St.
or	8	Ian Daugherty	--	--	--	--	Freshman from Kingfisher, Oklahoma
1B	52	Griffin Doersching	48-48	.316	20	48	47 career HR at Northern Kentucky
2B	1	Houston Morrill	34-34	.218	4	20	Started 109 career games
or	7	Roc Riggio	--	--	--	--	11th-round pick of Brewers in 2021 MLB Draft
SS	19	Marcus Brown	24-10	.364	0	7	2021 Appalachian League Player of Year
3B	13	Nolan McLean	39-39	.263	8	20	Cowboys' leading returning HR hitter
RF	4	Zach Ehrhard	--	--	--	--	Selected in 13th round of 2021 MLB Draft
CF	28	Caeden Trenkle	52-50	.268	5	34	8 career triples
LF	17	Jake Thompson	45-44	.342	4	32	Led Big 12 with .393 average in league play
DH	36	John Bay	--	--	--	--	Redshirted last season
or	10	Lyle Miller-Green	--	--	--	--	Stints at Chipola JC & George Mason

Probable Starting Pitchers

R/L	No.	Player	W-L	ERA	Last Appearance	W-L	IP	H	R	ER	BB	SO
R	27	Justin Campbell	7-2	2.57	6/4 vs. UC Santa Barbara	L	6.0	10	8	6	3	2
R	16	Victor Mederos	2-3	5.11	6/5 vs. South Florida	ND	1.0	0	0	0	0	1
R	3	Bryce Osmond	2-5	7.42	6/4 vs. UC Santa Barbara	ND	3.0	8	6	6	0	3



2022 COWBOY BASEBALL ROSTER

NUMERICAL ROSTER

No.	Name	Position	B/T	Height	Weight	Year/Exp.	Hometown (Previous College/High School)
1	Hueston Morrill	INF/RHP	R/R	6-0	168	Jr./4th year	Live Oak, Fla. (Suwannee HS)
2	Aidan Meola	INF	R/R	6-1	198	Fr./1st year	Palm Beach Gardens, Fla. (Palm Beach Gardens HS)
3	Bryce Osmond	RHP	R/R	6-3	188	So./3rd year	Jenks, Okla. (Jenks HS)
4	Zach Ehrhard	INF/OF	R/R	5-11	179	Fr./1st year	Tampa, Fla. (Wharton HS)
5	Jaxson Crull	OF	L/L	6-1	165	So./2nd year	Bixby, Okla. (Bixby HS)
6	Cayden Brumbaugh	INF	R/R	5-9	172	Fr./1st year	Edmond, Okla. (Santa Fe HS)
7	Roc Riggio	INF/OF	L/R	5-9	179	Fr./1st year	Simi Valley, Calif. (Thousand Oaks HS)
8	Ian Daugherty	C	R/R	6-1	207	Fr./1st year	Kingfisher, Okla. (Kingfisher HS)
10	Lyle Miller-Green	INF/OF	R/R	6-6	229	So./3rd year	Burke, Va. (Chipola JC/George Mason/Lake Broddock HS)
12	Garrett Martin	INF/OF	R/R	6-4	216	Jr./4th year	Denver, Colo. (McLennan CC/Standley Lake HS)
13	Nolan McLean	INF/RHP	R/R	6-3	205	So./2nd year	Willow Springs, N.C. (Garner HS)
14	Bayden Root	RHP	R/R	6-2	216	Jr./4th year	Kokomo, Ind. (Ohio State/Kokomo HS)
15	Brett Brown	INF/OF	R/R	6-0	189	Jr./4th year	Godley, Texas (Weatherford JC/Texas A&M/Godley HS)
16	Victor Mederos	RHP	R/R	6-2	227	So./2nd year	Miami, Fla. (Miami/Westminster Christian HS)
17	Jake Thompson	INF/OF	L/R	6-0	207	Gr./6th year	Albert Lea, Minn. (Kentucky/Palomar CC/South Dakota State/Albert Lea HS)
19	Marcus Brown	INF	L/R	5-11	187	So./2nd year	Springdale, Ark. (Shiloh Christian HS)
22	Mitchell Stone	LHP	L/L	6-9	271	Jr./5th year	Edmond, Okla. (Deer Creek HS)
23	Jimmy Ramsey	RHP	R/R	6-9	273	Gr./5th year	Minnetonka, Minn. (Kentucky/Minnetonka HS)
24	Ryan Ure	LHP	R/L	6-8	231	Fr./1st year	Eaton, Colo. (Eaton HS)
25	Roman Phansalkar	RHP	R/R	6-1	195	Jr./5th year	Edmond, Okla. (Arizona/Heritage Hall HS)
26	Carson Benge	INF/RHP	L/R	6-1	175	Fr./1st year	Yukon, Okla. (Yukon HS)
27	Justin Campbell	RHP/DH	L/R	6-7	219	So./3rd year	Simi Valley, Calif. (Simi Valley HS)
28	Caeden Trenkle	OF	L/L	5-10	187	So./3rd year	Hillsboro, Texas (Hillsboro HS)
30	Solomon Washington	RHP	R/R	5-11	193	So./3rd year	Brentwood, Tenn. (Calhoun JC/Tennessee Tech/Centennial HS)
31	David Mendham	1B/C	L/R	6-1	204	Jr./4th year	Dorchester, Ontario, Canada (South Carolina/Connors State JC/London Catholic HS)
32	Drew Blake	LHP	L/L	6-1	194	Fr./1st year	Stillwater, Okla. (Stillwater HS)
33	Chase Adkison	C	R/R	6-0	202	So./3rd year	Grangeville, Idaho (San Jacinto JC/Boise St./Grangeville HS)
34	Dillon Marsh	LHP	L/L	6-1	213	Jr./4th year	Elizabethtown, Pa. (Kentucky/Lancaster Catholic HS)
36	John Bay	OF	R/R	6-1	211	RS-Fr./2nd year	Shattuck, Okla. (Shattuck HS)
40	Kale Davis	RHP	R/R	6-4	225	So./3rd year	Oklahoma City, Okla. (Westmoore HS)
41	Colton Bowman	LHP	R/L	6-2	194	So./3rd year	Bullard, Texas (Bullard HS)
43	Riley Taylor	RHP	R/R	6-3	212	So./4th year	Haslet, Texas (V.R. Eaton HS)
44	Cole Cosman	C	L/R	5-11	183	So./3rd year	Wentzville, Mo. (Hutchinson CC/Timberland HS)
45	Landry Kyle	RHP	R/R	6-3	200	So./2nd year	Oklahoma City, Okla. (Seminole St. JC/Heritage Hall HS)
49	Bowen Bridges	RHP	R/R	6-1	189	Fr./1st year	Edmond, Okla. (Heritage Hall HS)
51	Jacob Bookout	RHP	L/R	6-5	209	RS-Fr./2nd year	Oklahoma City, Okla. (Oklahoma Christian HS)
52	Griffin Doerschling	1B	R/R	6-4	251	Gr./5th year	Greendale, Wis. (Northern Kentucky/Greendale HS)
53	Ryan Bogusz	RHP	R/R	6-2	177	So./3rd year	Frisco, Texas (Lone Star HS)
54	Trevor Martin	RHP	R/R	6-5	238	So./2nd year	Asher, Okla. (Asher HS)
56	Spencer Cochran	RHP	R/R	6-4	217	So./4th year	Prosper, Texas (Prosper HS)

COACHES

9	Josh Holliday – Head Coach (10th Season)
42	Rob Walton – Assistant Coach (10th Season)
18	Justin Seely – Assistant Coach (First Season)
50	Matt Holliday – Volunteer Assistant Coach (Third Season)
21	Robin Ventura – Student Assistant (Third Season)
	Roland Fanning – Director of Player Development (Fifth Season)
	Victor Romero – Director of Baseball Operations (Sixth Season)
	Wes Ulm – Strength & Conditioning/Sports Performance (Second Season)
	Eli Williams – Athletic Trainer (10th Season)
	Jon Littell & Colton Lovelace – Graduate Managers



2022 COWBOY BASEBALL ROSTER

ROSTER BREAKDOWN

INFIELDERS

Carson Bengé, Brett Brown, Marcus Brown, Cayden Brumbaugh, Griffin Doersching, Zach Ehrhard, Garrett Martin, Nolan McLean, David Mendham, Aidan Meola, Lyle Miller-Green, Hueston Morrill, Roc Riggio, Jake Thompson

OUTFIELDERS

John Bay, Brett Brown, Jaxson Crull, Zach Ehrhard, Garrett Martin, Lyle Miller-Green, Roc Riggio, Jake Thompson, Caeden Trenkle

CATCHERS

Chase Adkison, Cole Cosman, Ian Daugherty, David Mendham

RIGHT-HANDED PITCHERS

Carson Bengé, Ryan Bogusz, Jacob Bookout, Bowen Bridges, Justin Campbell, Spencer Cochran, Kale Davis, Landry Kyle, Trevor Martin, Nolan McLean, Victor Mederos, Hueston Morrill, Bryce Osmond, Roman Phansalkar, Jimmy Ramsey, Bayden Root, Riley Taylor, Solomon Washington

LEFT-HANDED PITCHERS

Drew Blake, Colton Bowman, Dillon Marsh, Mitchell Stone, Ryan Ure

BY CLASS

Grads/Seniors (3): Doersching, Ramsey, Thompson

Juniors (8): B. Brown, Mendham, Morrill, Marsh, G. Martin, Phansalkar, Stone, Root

Sophomores (18): Adkison, Bogusz, Bowman, M. Brown, Campbell, Cochran, Cosman, Crull, Davis, Kyle, T. Martin, McLean, Mederos, Miller-Green, Osmond, Taylor, Trenkle, Washington

Redshirt Freshmen (2): Bay, Bookout

First-Year Freshmen (9): Bengé, Blake, Bridges, Brumbaugh, Daugherty, Ehrhard, Meola, Riggio, Ure

BY STATE/COUNTRY

Oklahoma (14): Bay, Bengé, Blake, Bookout, Bridges, Brumbaugh, Crull, Daugherty, Davis, Kyle, T. Martin, Osmond, Phansalkar, Stone

Texas (6): Bogusz, Bowman, B. Brown, Cochran, Taylor, Trenkle

Florida (4): Ehrhard, Mederos, Meola, Morrill

California (2): Campbell, Riggio

Minnesota (2): Ramsey, Thompson

Arkansas (1): M. Brown

Colorado (1): G. Martin

Idaho (1): Adkison

Indiana (1): Root

Missouri (1): Cosman

North Carolina (1): McLean

Pennsylvania (1): Marsh

Tennessee (1): Washington

Utah (1): Ure

Virginia (1): Miller-Green

Wisconsin (1): Doersching

Canada (1): Mendham

ALPHABETICAL ROSTER


No.	Name	Pos.
33	Adkison, Chase	C
36	Bay, John	OF
26	Bengé, Carson	INF/RHP
32	Blake, Drew	LHP
53	Bogusz, Ryan	RHP
51	Bookout, Jacob	RHP
41	Bowman, Colton	LHP
49	Bridges, Bowen	RHP
15	Brown, Brett	INF/OF
19	Brown, Marcus	INF
6	Brumbaugh, Cayden	INF
27	Campbell, Justin	RHP/DH
56	Cochran, Spencer	RHP
44	Cosman, Cole	C
26	Crull, Jaxson	OF
8	Daugherty, Ian	C
40	Davis, Kale	RHP
52	Doersching, Griffin	1B
4	Ehrhard, Zach	INF/OF
45	Kyle, Landry	RHP
34	Marsh, Dillon	LHP
12	Martin, Garrett	INF/OF
54	Martin, Trevor	RHP
13	McLean, Nolan	INF/RHP
16	Mederos, Victor	RHP
31	Mendham, David	1B/C
2	Meola, Aidan	INF
10	Miller-Green, Lyle	INF/OF
1	Morrill, Hueston	INF/RHP
3	Osmond, Bryce	RHP
25	Phansalkar, Roman	RHP
23	Ramsey, Jimmy	RHP
7	Riggio, Roc	INF/OF
14	Root, Bayden	RHP
22	Stone, Mitchell	LHP
43	Taylor, Riley	RHP
17	Thompson, Jake	INF/OF
28	Trenkle, Caeden	OF
24	Ure, Ryan	LHP
30	Washington, Solomon	RHP

PRONUNCIATION GUIDE

Bogusz	bogus
Cosman	coz-man
Doersching	door-shing
Ehrhard	air-hard
Hueston Morrill	hue-ston more-ull
McLean	mc-lane
Aidan Meola	ay-den me-oh-la
Phansalkar	fan-salker
Riggio	ri-geo
Ure	yur




RADIO/TV CHART



1
Hueston Morrill
INF/RHP • R/R • 6-0, 168
JR • Live Oak, FL



2
Aidan Meola
INF • R/R • 6-1, 198
FR • Palm Beach Gardens, FL




3
Bryce Osmond
RHP • 6-3, 188
SO • Tulsa, OK



4
Zach Ehrhard
INF/OF • R/R • 5-11, 179
FR • Tampa, FL




5
Jaxson Crull
OF • L/L • 6-1, 172
SO • Bixby, OK



6
Cayden Brumbaugh
INF • R/R • 5-9, 171
FR • Edmond, OK




7
Roc Riggio
INF/OF • L/R • 5-9, 179
FR • Simi Valley, CA



8
Ian Daugherty
C • R/R • 6-1, 207
FR • Kingfisher, OK



10
Lyle Miller-Green
INF/OF • R/R • 6-6, 229
SO • Burke, VA



12
Garrett Martin
INF/OF • R/R • 6-4, 216
JR • Denver, CO



13
Nolan McLean
INF/RHP • R/R • 6-3, 205
SO • Willow Springs, NC



14
Bayden Root
RHP • 6-2, 216
JR • Kokomo, IN



15
Brett Brown
INF/OF • R/R • 6-0, 189
JR • Godley, TX




16
Victor Mederos
RHP • 6-2, 227
SO • Miami, FL




17
Jake Thompson
INF/OF • L/R • 6-0, 207
GR • Albert Lea, MN




19
Marcus Brown
INF • L/R • 5-11, 187
SO • Springdale, AR




22
Mitchell Stone
LHP • 6-9, 271
JR • Edmond, OK



23
Jimmy Ramsey
RHP • 6-9, 273
GR • Minnetonka, MN




24
Ryan Ure
LHP • 6-8, 231
FR • Eaton, CO



25
Roman Phansalkar
RHP • 6-1, 195
JR • Edmond, OK




26
Carson Bengel
INF/RHP • L/R • 6-1, 175
FR • Yukon, OK




27
Justin Campbell
RHP/DH • L/R • 6-7, 219
SO • Simi Valley, CA



28
Caeden Trenkle
OF • L/L • 5-10, 187
SO • Hillsboro, TX



30
Solomon Washington
RHP • 5-11, 193
SO • Brentwood, TN




31
David Mendham
1B/C • L/R • 6-1, 204
JR • Ontario, Canada



32
Drew Blake
LHP • 6-1, 194
FR • Stillwater, OK



33
Chase Adkison
C • R/R • 6-0, 202
SO • Grangeville, ID




34
Dillon Marsh
LHP • 6-1, 213
JR • Elizabethtown, PA



36
John Bay
OF • R/R • 6-1, 211
RS-FR • Shattuck, OK




40
Kale Davis
RHP • 6-4, 225
SO • Oklahoma City, OK



41
Colton Bowman
LHP • 6-2, 194
SO • Bullard, TX




43
Riley Taylor
RHP • 6-3, 212
SO • Haslet, TX




44
Cole Cosman
C • L/R • 5-11, 183
SO • Wentzville, MO




45
Landry Kyle
RHP • 6-3, 200
SO • Oklahoma City, OK




49
Bowen Bridges
RHP • 6-1, 189
FR • Edmond, OK




51
Jacob Bookout
RHP • 6-5, 209
RS-FR • Oklahoma City, OK



52
Griffin Doersching
1B • R/R • 6-4, 251
GR • Greendale, WI



53
Ryan Bogusz
RHP • 6-2, 177
SO • Frisco, TX



54
Trevor Martin
RHP • 6-5, 238
SO • Asher, OK



56
Spencer Cochran
RHP • 6-4, 217
SO • Prosper, TX




9
Josh Holliday
Head Coach
10th Season



42
Rob Walton
Assistant Coach
10th Season



18
Justin Seely
Assistant Coach
First Season



50
Matt Holliday
Volunteer Asst. Coach
Third Season



21
Robin Ventura
Student Asst. Coach
Third Season



Roland Fanning
Dir. Player Development
Fifth Season



Victor Romero
Director of Operations
Sixth Season



Eli Williams
Athletic Trainer
11th Season



Wes Ulm
Strength & Conditioning/
Sports Performance
Second Season

GAME NOTES



2021 BIG 12 CONFERENCE STANDINGS

	Big 12		Overall		T
	W	L	W	L	
Texas	17	7	50	17	
TCU	17	7	41	19	
Texas Tech	14	10	39	17	
Oklahoma State	12	12	36	19	1
Oklahoma	11	13	27	28	
Baylor	11	13	31	20	
Kansas State	10	14	34	23	
West Virginia	8	16	25	27	
Kansas	8	16	30	27	

Big 12 Weekend Schedule

Friday

West Virginia vs. Cent. Michigan (Conway, SC)	10 a.m.
Oklahoma vs. Auburn (Arlington, TX)	11 a.m.
Kansas State vs. Arizona (Arlington, TX)	3 p.m.
TCU vs. San Diego St. (Scottsdale, AZ)	6 p.m.
Maryland at Baylor	6:30 p.m.
Rice at Texas	6:30 p.m.
Kansas vs. Illinois (Corpus Christi, TX)	7 p.m.
Texas Tech vs. Michigan (Arlington, TX)	7 p.m.

Saturday

West Virginia vs. Kent State (Conway, SC)	10 a.m.
Kansas State vs. Michigan (Arlington, TX)	11 a.m.
TCU vs. California (Scottsdale, AZ)	2 p.m.
Kansas vs. Illinois (Corpus Christi, TX)	2 p.m.
Rice at Texas	2:30 p.m.
Maryland at Baylor	3 p.m.
Texas Tech vs. Auburn (Arlington, TX)	3 p.m.
Oklahoma vs. Arizona (Arlington, TX)	7 p.m.

Sunday

Rice at Texas	TBA
West Virginia vs. Cent. Michigan (Conway, SC)	10 a.m.
Kansas State vs. Auburn (Arlington, TX)	10:30 a.m.
Kansas vs. Illinois (Corpus Christi, TX)	11 a.m.
TCU vs. Houston (Scottsdale, AZ)	11 a.m.
Maryland at Baylor	1 p.m.
Rice at Texas	1 p.m.
Texas Tech vs. Arizona (Arlington, TX)	2:30 p.m.
Oklahoma vs. Michigan (Arlington, TX)	6:30 p.m.

...

2022 Big 12 Preseason Coaches Poll

1. Texas (8)	6. Oklahoma
2. Oklahoma State (1)	7. Kansas State
3. Texas Tech	8. West Virginia
4. TCU	9. Kansas
5. Baylor	

...

Awards & Watch Lists

Justin Campbell	• Preseason All-Big 12
	• Preseason All-America 1st Team (Collegiate Baseball, D1Baseball, Perfect Game, NCBWA)
	• Golden Spikes Award Watch List
Nolan McLean	• Preseason All-Big 12
	• Preseason All-America 3rd Team (D1 Baseball)
Jake Thompson	• Preseason All-Big 12
Victor Mederos	• Preseason All-America 2nd Team (Baseball America)

About Oklahoma State

- The Cowboys are coming off a 36-19-1 season in 2021 in which they earned an eighth consecutive NCAA Regional berth. OSU finished fourth in the Big 12 Conference standings at 12-12.
- OSU returns 13 letterwinners from a year ago, including four position starters and nine pitchers. Highlighting the list are Preseason All-Americans Justin Campbell, Victor Mederos and Nolan McLean, as well as Jake Thompson, a Preseason All-Big 12 pick along with Campbell and McLean.
- The 2022 season is OSU's 10th under head coach Josh Holliday, who is 320-177-2 at his alma mater.

About Vanderbilt

- Vanderbilt posted a 49-18 record last season and advanced to the finals of the College World Series. The Commodores return 22 letterwinners from a year ago, including seven position starters.
- Tim Corbin is in his 20th season at Vandy, where he has led the Commodores to an 802-377-1 record and NCAA championships in 2014 and 2019.
- Vandy's starting pitching rotation vs. the Cowboys is expected to be:

Friday: RHP Chris McElvain — 5-1, two saves, 4.34 ERA in 22 appearances (one start) in 2021

Saturday: RHP Nick Maldonado — Made 28 relief appearances in 2021, was 1-2 with 9 saves, 2.31 ERA

Sunday: LHP Holton — Freshman from Guyton, Georgia

Cowboys vs. Commodores

Oklahoma State is 1-3 all time against Vanderbilt, which won two-of-three games in a weekend series in Stillwater last March. The other meeting came in 2010 at the Dodgertown Classic at Dodger Stadium in Los Angeles, with the Commodores winning that contest, 7-6.

R-E-S-P-E-C-T

OSU is ranked as high as No. 7 nationally in the preseason polls, checking in at that spot in both the *D1Baseball* and *Collegiate Baseball* rankings. The Cowboys are also ranked No. 8 in the *USA Today* coaches poll, No. 13 by the NCBWA, 16th by Perfect Game and 19th by *Baseball America*.

From March 4, 2013 to April 3, 2017, OSU was ranked in at least one national poll, a streak of 77 consecutive weeks. During that time, the Cowboys spent 18 weeks in the Top 10 and were ranked as high as No. 3 (by the NCBWA in 2014). They have finished in the top 10 in the final national polls twice under Josh Holliday — 10th in 2014 and fourth in 2016.

High Five

Oklahoma State entered the 2022 season as the fifth-winningest team in NCAA baseball history in terms of winning percentage at .661.

Team	Seasons	Wins	Losses	Ties	Pct.
1. Texas	125	3,576	1,353	31	.724
2. Florida State	74	2,967	1,137	11	.722
3. Miami (Fla.)	77	2,681	1,129	18	.703
4. Arizona State	110	2,943	1,490	8	.664
5. Oklahoma State	110	2,706	1,386	6	.661

2,706 & Counting

Oklahoma State began the 2022 season 14th on the NCAA's all-time Division I wins list with 2,706. The Cowboys are one of only 14 programs in Division I history to reach 2,700 victories, and of those, only one — Florida State — has played fewer seasons than OSU's 110.

Star Studded

With Matt Holliday (volunteer assistant) and Robin Ventura (student assistant) on its staff, OSU has a coaching duo unique to a college baseball dugout. Between them, Holliday and Ventura played in nearly 4,000 Major League Baseball games over 31 seasons and accumulated 610 home runs, 2,402 RBIs and nine All-Star selections.

Holliday won four Silver Slugger Awards and played in three World Series, including winning a title with St. Louis in 2011, while Ventura racked up six Gold Gloves as a third baseman and also spent five seasons (2012-16) as the manager of the Chicago White Sox, leading them to 375 wins.

Orange Blood

Baseball — and Oklahoma State — is a family affair for Josh Holliday.

Josh's father, Tom, served as an OSU assistant coach for 19 years then took over as the Cowboys' head coach from 1997-2003, leading the program to a College World Series appearance in 1999 (and coaching Josh in his final three college seasons). Tom spent four decades as a collegiate coach and was inducted into the OSU Cowboy Baseball Hall of Fame in 2016.

Josh's younger brother, Matt, was a Major League Baseball standout from 2004-18 who was named to seven All-Star teams in 15 career seasons with the Rockies, Athletics, Cardinals and Yankees.

Matt joined the OSU staff as a volunteer assistant in July 2019.

Josh's uncle, Dave Holliday, was an OSU assistant coach from 1981-87 and has since held a variety of roles in Major League Baseball, including his current spot as a professional scout for Philadelphia.

GAME NOTES



JOSH HOLLIDAY

**Head Coach,
10th Season**

Josh Holliday returned home to Stillwater in 2012 poised to lead the Oklahoma State baseball program back to national prominence, and he has done just that over the decade.

Holliday took over OSU baseball on June 8, 2012, when he was named the 15th head coach in program history. The Oklahoma State alumnus and native of Stillwater had served the previous three seasons as an assistant coach at Vanderbilt and established himself as one of the nation's top assistant coaches over a span of just over a decade.

Holliday's hire has paid huge dividends as he has led the OSU program back to national prominence in his first eight seasons at the helm.

Since Holliday took over the reins, the Cowboys have never failed to make the postseason as he has guided them to eight NCAA Regional appearances. During his tenure, the program has also celebrated three Big 12 Conference championships, including the program's first-ever regular season title, three NCAA Super Regional berths and a return to the College World Series for the first time since his playing days in 1999.

Over the last nine years, OSU has won 320 games, the second-highest win total among Big 12 teams during that span, and has finished first or second in the conference standings five times. His win total ranks as the third highest in program history, trailing only Gary Ward (953) and Frank Anderson (329).

OSU's impressive 2016 run saw the Pokes make their 20th College World Series appearance, and Holliday became one of only 17 people in NCAA history to reach the CWS as both a player and head coach after playing for OSU teams in 1996 and 1999 that advanced to Omaha.

Holliday, who was named the 2016 ABCA/Diamond Midwest Regional Coach of the Year, guided OSU to a 43-22 overall record, and the Cowboys finished the season ranked No. 4 in the final national polls.

Holliday is the first former OSU player to serve as the program's head coach. A four-year letterwinner for the Cowboys from 1996-99, Holliday was a starter on Cowboy teams that made four NCAA Tournament appearances and reached the College World Series in 1996 and 1999.

During a career that spanned 256 games, which ranks second all time at OSU, Holliday compiled a career .311 batting average to go along with 53 home runs, 62 doubles and 237 RBIs. He was inducted into the OSU Baseball Hall of Fame in 2003.

Holliday was a three-time All-Big 12 performer, earning first-team honors in 1998 (at catcher) and 1999 (at third base). He was a second-team selection as a utility player in 1997 and was named the Big Eight Conference Freshman of the Year and a Freshman All-American in 1996.

Holliday was selected in the 1999 Major League Baseball Draft by Toronto in the ninth round and spent two years in the Blue Jays organization. Following his professional baseball career, Holliday returned to Stillwater and joined the OSU coaching staff, where he served as an assistant for three seasons. He was a student assistant in 2001 before joining the full-time staff the following year.

Holliday left Stillwater to continue his coaching career in 2004, and over an 11-year span, he served as an assistant coach at some of the nation's top baseball programs, serving stints on the staffs at North Carolina State, Georgia Tech, Arizona State and Vanderbilt. He coached on seven NCAA Tournament teams and three of those advanced to the College World Series (Georgia Tech in 2006, Arizona State in 2009 and Vanderbilt in 2011).

Holliday Year-By-Year At OSU

	Overall	Big 12
2013	41-19	13-10
2014	48-18	18-6
2015	38-20	14-8
2016	43-22	16-8
2017	30-27	8-14
2018	31-26-1	16-8
2019	40-21	14-9
2020	13-5	0-0
2021	36-19-1	12-12
2022	0-0	0-0
Totals	320-177-2 (.643)	111-75 (.597)

THE JOSH HOLLIDAY FILE

- **1996-99:** Played at Oklahoma State
- **1999-00:** Played in Toronto Blue Jays organization
- **2001-03:** Oklahoma State assistant coach
- **2004:** North Carolina State assistant coach
- **2005-07:** Georgia Tech assistant coach
- **2008-09:** Arizona State assistant coach
- **2010-12:** Vanderbilt assistant coach
- **2013-pres.:** Oklahoma State head coach

Building A Winner

- In nine seasons as head coach at his alma mater, Josh Holliday has built a sparkling resume.
- The Cowboys have earned eight NCAA Regional berths, advanced to three Super Regionals and played in the College World Series for the first time since Holliday was a senior for the Cowboys in 1999.
- OSU finished first or second in the Big 12 Conference standings five times, claiming the program's first-ever regular season Big 12 title in 2014 and finishing second in 2013, 2015, 2016 and 2018.
- The Cowboys finished in the top 10 in the national rankings in 2014 (10th) and 2016 (4th) after ending the 2013 season ranked as high as No. 19. In 2019, they were ranked as high as 11th in the final polls.
- The Pokes have added three Big 12 championships to the program's total. In 2014, OSU won its first-ever Big 12 Conference regular season championship, and the 2017 club captured the second Big 12 Championship title in program history. The Cowboys also claimed the conference tourney title in 2019.
- OSU hosted NCAA Regionals in 2014 and 2015 and was the top-seeded team both times. The Cowboys were also awarded a No. 9 national seed and host and top-seed status of the NCAA Oklahoma City Regional in 2019.
- Holliday has coached 71 All-Big 12 performers, seven All-Americans, two Big 12 Pitcher of the Year honorees, two Big 12 Newcomer of the Year winners and a Big 12 Player of the Year.

300 Club

Josh Holliday recorded his 300th career win as a head coach when he led his alma mater to a 5-4 win over Bedlam-rival Oklahoma on March 30 in Stillwater.

Holliday is one of four coaches to reach the 300-win milestone at OSU, joining Gary Ward (953), Frank Anderson (329) and Toby Greene (318), and he now ranks third on the all-time wins list with 320.

Close Calls

OSU is 78-47 in one-run games under Josh Holliday, and 81 of the Cowboys' 177 losses under Holliday have come by two runs or less.

Armed & Dangerous

In nine seasons under Rob Walton's direction, OSU's pitching staff has posted impressive numbers.

The Cowboys' success under Walton includes 26 All-Big 12 pitchers, four All-Americans (three of those first-teamers), two Big 12 Pitcher of the Year winners and 22 MLB Draft picks, including a first rounder.

More of how the Cowboys have performed under Walton, who was named the 2016 ABCA/*Baseball America* Assistant Coach of the Year:

- Four of OSU's pitching staffs under Walton recorded an ERA of 3.29 or lower.
- In 2016, the Cowboys led the Big 12 with 574 strikeouts, 10 shutouts and 21 saves, totals that each ranked as the second highest in a single season in school history.
- OSU's pitching staff led the Big 12 in ERA in conference-only games in 2014 (2.43) and 2015 (2.50).
- The Pokes' 2.84 ERA in 2015 ranked eighth nationally and was the lowest by an OSU staff since 1973.
- OSU recorded seven shutouts in 2013, 2014, 2019 and 2021, and the Pokes had 10 in 2016, the second most in a single season in program history. Those totals also mark five of only eight times in program history the Cowboys have tallied seven shutouts or more in a season; in the 26 seasons prior to 2013, OSU reached seven shutouts only once.
- Jason Hursh was a first-round pick in the 2013 MLB Draft, Brendan McCurry (2014), Michael Freeman (2015) and Thomas Hatch (2016) were first-team All-Americans and Freeman and Hatch (2016) were named Big 12 Pitcher of the Year.

Just Say No

OSU's 2022 roster includes eight players who have been Major League Baseball Draft picks.

Name	Year Drafted	Team	Round
Justin Campbell	2019	Houston	18th
Zach Ehrhard	2021	Boston	13th
Garrett Martin	2018	Baltimore	22nd
Hueston Morrill	2018	Los Angeles Angels	36th
Bryce Osmond	2019	Washington	35th
Roc Riggio	2021	Milwaukee	11th
Caeden Trenkle	2019	Chicago White Sox	28th
Ryan Ure	2021	Texas	16th

Go Pro

During Josh Holliday's tenure as head coach, OSU has had 49 players selected in the Major League Baseball Draft. Fifteen of those were top 10 round picks, including 2013 first-rounder Jason Hursh.

In 2016, OSU tied a program record with 11 MLB Draft picks. (The 2007 Cowboys also had 11 draftees). The 11 draft picks tied the Cowboys with Mississippi State for the third most of any Division I program in 2016 behind only Texas A&M (13) and Southern California (12). Five of those went in the first 10 rounds, which marked the most top-10-round picks for OSU since five Pokes were taken in the top-10 rounds in 2008. Seven of the OSU players drafted were pitchers.

In 2019, OSU's eight draft picks tied for the ninth most of any Division I program; all eight were selected in the first 30 rounds, tying the Cowboys for the fifth-highest total in Division I.

GAME NOTES

COWBOY BASEBALL BY THE NUMBERS

2,706/.661	OSU entered the 2022 season, the 111th in program history, with 2,706 wins and a .661 winning percentage
197	OSU's 197 All-Big 12 selections are the most of any program in conference history
121	OSU Cowboys have earned All-American honors 121 times in the program's history
100	Career home runs by Cowboy Pete Incaviglia, an NCAA record
61	OSU's record for wins in a season, set in 1984 & 1988
58	Consecutive game hitting streak for Robin Ventura in 1987, an NCAA record
48/143	Number of home runs & RBIs for Pete Incaviglia during the 1985 season, both NCAA records
49	Number of Cowboys to earn All-Big 12 First Team honors
46	NCAA Tournament berths for OSU, the fourth-highest total all time
33	Conference championships for the Cowboys (24 Big Eight, 5 Missouri Valley, 4 Big 12)
26	Cowboys have been named first-team All-American
24	Big Eight Conference championships, a record
20	College World Series appearances by OSU, which ranks sixth all time
18	Cowboys drafted in the first round of the Major League Baseball Draft
16	OSU won an NCAA record 16-straight Big Eight Conference championships from 1981-1996
15	Top 10 finishes in Baseball America final season polls (since 1981)
7	50 win seasons by the Cowboys
6	Berths in the College World Series championship game
5	NCAA Super Regional appearances by the Cowboys – 1999, 2007, 2014, 2016, 2019
4	Cowboys in the National College Baseball Hall of Fame – Robin Ventura, Pete Incaviglia, Gary Ward & Tom Borland
3	Cowboys named Big 12 Conference Pitcher of the Year – Thomas Hatch (2016), Michael Freeman (2014) & Andrew Heaney (2012)
2	Cowboy alumni who have been Major League Baseball managers – Robin Ventura (White Sox) & John Farrell (Blue Jays, Red Sox)
2	Cowboys named Big 12 Conference Player of the Year – Zach Fish (2014) & Tyler Mach (2006)
1	National championship for OSU, in 1959
1	Golden Spikes Award winner – Robin Ventura in 1988

Everybody's Golden All-American

Justin Campbell is a consensus Preseason First-Team All-American as he earned that distinction from *D1Baseball*, Perfect Game and the NCBWA.

The Cowboy right-hander is also one of 55 players on USA Baseball's Golden Spikes Award Watch List.

All-American Cowboys

Joining Justin Campbell on the list of OSU Preseason All-Americans are Victor Mederos and Nolan McLean. Mederos was a Preseason All-America Second Team selection by *Baseball America*, while McLean earned third-team honors from *D1Baseball*.

Big 12 Love For The Pokes

OSU was picked by league coaches to finish second behind Texas in the 2022 Big 12 Conference standings. Three Cowboys - Justin Campbell, Nolan McLean and Jake Thompson - were named to the Preseason All-Big 12 Team, while Victor Mederos was named the Preseason Newcomer of the Year and Roc Riggio the Preseason Freshman of the Year.

Cowboys Of Summer

A number of Cowboys had successful stints in various summer leagues in 2021.

- **Marcus Brown** - Named the Appalachian League Player of the Year. Hit .407 and led Elizabethton River Riders in RBIs, runs and walks.
- **Justin Campbell** - Played for Team USA Collegiate National Team.
- **Lyle Miller-Green** - Led Cape Cod League in RBIs as a member of the Chatham Anglers.
- **John Bay** - Led the Appalachian League with 10 home runs
- **Griffin Doersching** - Second in the Northwoods League with nine homers
- **Jaxson Crull** - Appalachian League All-Star
- **Chase Adkison** - Appalachian League All-Star
- **Jimmy Ramsey** - College Summer League All-Star
- **Jake Thompson** - Cape Cod League All-Star, led Brewster Whitecaps to championship
- **Roman Phansalkar** - California Collegiate League All-Star and champion
- **Trevor Martin** - 27 K in 19.1 IP for Chatham in Cape Cod League, named team's Most Outstanding Reliever

Change Of Scenery

OSU added six Division I transfers to its roster for 2022 - Victor Mederos (Miami), Bayden Root (Ohio State), Jimmy Ramsey (Kentucky), Dillon Marsh (Kentucky), David Mendham (South Carolina) and Griffin Doersching (Northern Kentucky). Additionally, the Cowboys have four new JUCO transfers with D1 experience - Lyle Miller-Green (George Mason), Brett Brown (Texas A&M), Solomon Washington (Tennessee Tech) and Chase Adkison (Boise State).

100 K Klub

Justin Campbell reached the century mark in strikeouts in 2021, posting 102 punchouts in 84 innings, to mark the 18th time an OSU pitcher has recorded 100 strikeouts in a season. He is the 15th different Cowboy hurler to achieve the feat and the first since Thomas Hatch (112) and Trey Cobb (100) in 2016.

No-No

Justin Campbell joined an elite group by tossing a no-hitter against Kansas on May 8, 2021.

Campbell's historic day marked only the third nine-inning no-hitter by an OSU pitcher in the 110-year history of the program and the first since 1968. It was the ninth no-hitter by an individual in program history, with five of those coming in seven-inning games and one in a five-inning contest.

Campbell needed just 99 pitches to secure the no-hitter as he struck out 11 and improved to 5-1 with his first-career shutout. He issued just one walk, which came with one out in the eighth inning and was the only thing that kept him from a perfect game.

The no-hitter was the first for OSU since 1993 when four Cowboy hurlers combined for the feat.

Campbell's no-hitter was the 19th in Big 12 history and the 12th by an individual.

Here, There, Everywhere

A breakdown by venue of the Cowboys' record under Josh Holliday.

Year	Home	Away	Neutral
2013	24-7	9-7	8-5
2014	25-10	13-4	10-4
2015	19-8	9-9	10-3
2016	18-7	19-8	6-7
2017	16-14	6-10	8-3
2018	12-10-1	15-14	4-2
2019	19-7	12-11	9-3
2020	10-1	2-2	1-2
2021	23-8-1	8-7	5-4
Totals	166-72-2 (.696)	93-72 (.564)	61-33 (.649)

O'BRATE STADIUM

O'BRATE STADIUM QUICK FACTS

Architects Studio Architecture

Jim Hasenbeck, Project Principal

Joshua Hill, Project Architect

Construction Manager Manhattan Construction Co.

Chad Kendrick, Senior Project Manager

Jay Cheves, Assistant Project Manager

Justin Fegel, Senior Superintendent

Kevin Atnip, Senior Superintendent

Wade Woodard, Project Engineer

Taylor West, Project Engineer

Janna Benear, Field Office Manager

Justin Talbert, Safety & Risk Manager

Groundbreaking February 6, 2018

Dedication August 14, 2020

(O'Brate family & friends and OSU players & coaches in attendance)

Official Dedication May 20, 2021

First Game February 24, 2021 vs. Little Rock

Capacity 3,500 (permanent) 8,000 (expanded)

Premium Seats 420

Suites 11

Largest Crowd 6,362 vs. New Orleans (May 20, 2021)

Dimensions

Left-Field Line..... 330 ft.

Left-Field Power Alley 375 ft.

Center Field 402 ft.

Right-Field Power Alley..... 375 ft.

Right-Field Line 320 ft.

Oklahoma State University

Burns Hargis, President

Mike Holder, Director of Athletics

John Houck, Manager, Cowboy Athletic Facilities

All-Time Record at O'Brate Stadium..... 23-8-1



Oklahoma State began play in its new baseball complex, O'Brate Stadium, in 2021. Work on the \$75 million project (\$60 million in construction costs), which is located at the corner of Washington Street and McElroy Road, began in February 2018 and was completed during the spring of 2020. Named after serial entrepreneur Cecil O'Brate, who gave \$35 million toward the project, O'Brate Stadium was officially dedicated on August 14, 2020.

Inspired by Boone Pickens Stadium, the new home of the Cowboys has several amenities that cater to fans and players alike. The complex will include 3,500 permanent seats, 11 suites and 420 premium seats in dedicated club and suite areas. Seating can be expanded to 8,000 as needed.

The concourse area encompasses the entire playing field and features restroom and concession stands down the first-base and third-base lines, plus restrooms and spaces for temporary options such as food trucks in the outfield. Other features of the concourse area are tailgating tents, refreshment areas down both the right field and left field lines, a dedicated student section with special loge seating and terrace seating in the outfield that serves families with young children and groups looking for space and the ability to move around freely while watching games.

A 2,000-square foot video board allows for top-of-the-line graphics and video content to further enhance the game day experience, and fans benefit from a large parking lot that accommodates about 600 vehicles beyond center field.

The playing surface is natural grass and features a top-of-the-line drainage system. A second artificial turf infield is used for practice and is one-third of a maximum-efficiency "training triangle" area that also includes an indoor facility and a pitching lab that allows the Cowboys to practice year-round, regardless of weather conditions, without having to utilize the ballpark's main playing surface.

There are several notable cutting-edge technology features for swing training and pitching development built into the complex, including the TrackMan system, which measures pitch velocity, exit speed, launch angle, distance and more. Additionally, pitchers benefit from specialized equipment built for arm care and injury prevention.

Situated along the left-field line, the clubhouse and team room areas provide plush accommodations for the Cowboys, starting with a 7,400-square-foot locker room and player lounge space that has top-of-the-line lockers for each player. In that same area are a nutrition center that includes a sports performance pantry and fueling station and can accommodate the Cowboys' game day nutrition needs, a tiered-seated classroom that seats 50 and a fully modernized grand entrance that leads to the new operations center.

The operations center houses a sports medicine area with state-of-the-art hydrotherapy equipment, a modern weight room and a baseball-specific laundry center and equipment room. Former players have a dedicated space within the operations center that includes lockers they can utilize when returning to campus to continue their professional baseball training while finishing out their academic degree programs.

"Our vision was to build a facility that would allow us to develop players at the highest level, teach leadership concepts and principles, embrace the team concept and provide a first-class experience for our loyal fans and alumni," said head coach Josh Holliday. "When we set out to do this, we wanted to do it with our Stillwater community in mind and capture the same game day passion we see on display each Saturday at Boone Pickens Stadium and throughout the winter at Gallagher-Iba Arena. The end result was exactly what we wanted. We accomplished our goal, and it is beyond anything I could have envisioned."

The lead architects were Jim Hasenbeck and Joshua Hill of Studio Architecture, who have also worked on the Sherman Smith Center and the Greenwood Tennis Center in the OSU Athletic Village, along with several other facilities on campus.

"Similar to Boone Pickens Stadium and Gallagher-Iba Arena, the ballpark was built to let the fans be right on top of the action," Hasenbeck said. "There is only about 30 feet from the back of the batter's box to the first spectator row, which is located right at field level. The student section down the left field line is only about eight feet away from the foul line. The design was influenced by Boone Pickens Stadium and much like it and the Sherman Smith Center, this ballpark uses the same modified Georgian architecture seen throughout campus – it looks like an Oklahoma State building."



The home of Cowboy Baseball bears the name of Cecil O'Brate, who gave \$35 million toward the project.

Born in Enid, Okla., O'Brate attended Oklahoma State (then Oklahoma A&M) from 1946-48 and went on to a career as a self-made serial entrepreneur. He is the owner, developer, and operator of multiple businesses in numerous and diverse industries such as agriculture, banking, manufacturing, energy, hospitality, real estate, alternative energy, medicine, and food science.

"OSU has always had a special place in my heart," O'Brate said. "My time at what was then Oklahoma A&M provided a strong foundation for the successes I have achieved over the years. I am honored to give back to the university that gave me my start 70 years ago. When I look at OSU today, I see a university that continues to enrich and inspire students. These students will carry the traditions and heart of OSU out into the world. For that reason, I am proud to give to OSU and the new generations of Cowboys. Go Pokes!"



COWBOYS IN THE RANKINGS

Baseball America (Preseason)

1. Texas	50-17
2. Vanderbilt	49-18
3. Mississippi State	50-18
4. Notre Dame	34-13
5. Virginia	36-27
6. Florida	38-22
7. Stanford	39-17
8. Arkansas	50-13
9. Ole Miss	45-22
10. LSU	38-25
11. Oregon State	37-24
12. Florida State	31-24
13. Arizona	45-18
14. Georgia	31-25
15. East Carolina	44-17
16. North Carolina State	37-19
17. Tennessee	50-18
18. UC Irvine	43-18
19. Oklahoma State	36-19-1
20. Nebraska	34-14
21. Georgia Tech	31-25
22. UCLA	37-20
23. Texas Tech	39-17
24. Old Dominion	44-16
25. Miami (FL)	33-21

D1Baseball (Preseason)

1. Texas	50-17
2. Arkansas	50-13
3. Vanderbilt	49-18
4. Mississippi State	50-18
5. Ole Miss	45-22
6. Stanford	39-17
7. Oklahoma State	36-19-1
8. LSU	38-25
9. Florida	38-22
10. North Carolina State	37-19
11. Florida State	31-24
12. East Carolina	44-17
13. Notre Dame	34-13
14. Texas Tech	39-17
15. Arizona	45-18
16. Georgia	31-25
17. TCU	41-19
18. Oregon State	37-24
19. Tennessee	50-18
20. UC Irvine	43-18
21. Georgia Tech	31-25
22. Dallas Baptist	41-18
23. Duke	33-22
24. Long Beach State	28-15
25. Miami (FL)	33-21

NCBWA (Preseason)

1. Texas	50-17
2. Vanderbilt	49-18
3. Mississippi State	50-18
4. Arkansas	50-13
5. Stanford	39-17
6. Ole Miss	45-22
7. Florida	38-22
8. LSU	38-25
9. Notre Dame	34-13
10. Arizona	45-18
11. North Carolina State	37-19
12. East Carolina	44-17
13. Oklahoma State	36-19-1
14. Texas Tech	39-17
15. Florida State	31-24
16. Tennessee	50-18
17. Virginia	36-27
18. Oregon State	37-24
19. UC Irvine	43-18
20. TCU	41-19
21. UCLA	37-20
22. Georgia	31-25
23. Dallas Baptist	41-18
24. Georgia Tech	31-25
25. Nebraska	34-14
26. Miami (FL)	33-21
27. Old Dominion	44-16
28. Oregon	39-16
29. Long Beach State	28-15
30. Duke	33-22

Collegiate Baseball (Preseason)

1. Texas	50-17
2. Vanderbilt	49-18
3. LSU	38-25
4. Texas Tech	39-17
5. Stanford	39-17
6. Florida	38-22
7. Oklahoma State	36-19-1
8. East Carolina	44-17
9. Mississippi State	50-18
10. Notre Dame	34-13
11. Georgia Tech	31-25
12. Florida State	31-24
13. TCU	41-19
14. UC Irvine	43-18
15. Louisiana Tech	42-20
16. Central Michigan	42-18
17. UC Santa Barbara	41-20
18. UCLA	37-20
19. Ole Miss	45-22
20. Arkansas	50-13
21. Oregon	39-16
22. Arizona	45-18
23. Miami (FL)	33-21
24. Virginia	36-27
25. North Carolina	28-27
26. Louisville	28-22
27. North Carolina State	37-19
28. Duke	33-22
29. Campbell	37-18
30. Michigan	27-19

USA Today (Preseason)

1. Texas	50-17
2. Vanderbilt	49-18
3. Mississippi State	50-18
4. Arkansas	50-13
5. Stanford	39-17
6. Ole Miss	45-22
7. LSU	38-25
8. Oklahoma State	36-19-1
9. North Carolina State	37-19
10. Florida	38-22
11. Notre Dame	34-13
12. Texas Tech	39-17
13. East Carolina	44-17
14. Florida State	31-24
15. Arizona	45-18
16. Tennessee	50-18
17. Georgia	31-25
18. TCU	41-19
19. UC Irvine	43-18
20. Oregon State	37-24
21. Virginia	36-27
22. Dallas Baptist	41-18
23. Georgia Tech	31-25
24. UCLA	37-20
25. Duke	33-22

Perfect Game (Preseason)

1. Vanderbilt	49-18
2. Texas	50-17
3. Stanford	39-17
4. LSU	38-25
5. Notre Dame	34-13
6. Mississippi State	50-18
7. North Carolina State	37-19
8. TCU	41-19
9. Arkansas	50-13
10. Ole Miss	45-22
11. Georgia Tech	31-25
12. Texas Tech	39-17
13. East Carolina	44-17
14. Arizona	45-18
15. Florida State	31-24
16. Oklahoma State	36-19-1
17. UCLA	37-20
18. Miami (FL)	33-21
19. Oregon	39-16
20. UC Irvine	43-18
21. Tennessee	50-18
22. Nebraska	34-14
23. Florida	38-22
24. Long Beach State	28-15
25. Liberty	41-16

Cowboys Week-By-Week In The National Polls

	Baseball America	USA Today	NCBWA	Collegiate Baseball	D1Baseball	Perfect Game
Preseason	19	8	13	7	7	16



2021 OVERALL STATISTICS

Record: 36-19-1 Home: 23-8-1 Away: 8-7 Neutral: 5-4 Big 12 Conf.: 12-12

Player	avg	gp-gs	ab	r	h	2b	3b	hr	rbi	tb	slg%	bb	hp	so	gdp	ob%	sf	sh	sb-att	po	a	e	fld%
24 Enc.-Strand, Chris.	.361	56-56	227	47	82	17	3	15	66	150	.661	20	16	50	3	.442	4	0	4-6	31	86	12	.907
17 Thompson, Jake	.342	45-44	146	31	50	8	0	4	32	70	.479	38	13	19	3	.502	4	0	2-3	170	4	3	.983
12 McCusker, Carson	.305	37-37	154	30	47	10	1	7	35	80	.519	16	2	55	2	.374	2	0	1-1	60	1	1	.984
15 Cabbiness, Cade	.282	51-50	181	36	51	11	1	9	37	91	.503	25	5	57	3	.379	3	0	2-3	111	3	7	.942
7 Hewitt, Max	.281	55-51	203	41	57	9	2	4	44	82	.404	32	5	38	3	.388	2	9	1-2	334	71	4	.990
28 Trenkle, Caeden	.268	52-50	205	51	55	12	4	5	34	90	.439	33	8	62	2	.389	1	2	5-7	97	1	2	.980
31 DeNicola, Nick	.500	13-5	18	6	9	1	0	3	6	19	1.056	2	1	5	1	.571	0	0	0-0	0	0	0	.000
19 Brown, Marcus	.364	24-10	44	9	16	2	0	0	7	18	.409	3	4	7	0	.442	1	0	1-3	18	22	2	.952
14 Sifrit, Noah	.286	30-2	14	6	4	2	0	0	1	6	.429	5	1	7	0	.500	0	0	1-3	7	2	0	1.000
27 Campbell, Justin	.269	30-17	67	10	18	5	0	1	10	26	.388	14	1	20	1	.398	1	0	0-0	1	6	3	.700
13 McLean, Nolan	.263	39-39	137	36	36	10	1	8	20	72	.526	27	8	50	1	.410	1	0	1-2	62	19	4	.953
42 Garcia, Alix	.235	47-26	102	15	24	9	0	3	22	42	.412	12	6	41	0	.347	1	0	0-0	193	9	1	.995
33 Mathis, Brock	.226	41-35	124	26	28	6	0	7	22	55	.444	27	5	43	3	.382	1	0	1-3	266	18	1	.996
26 Crull, Jaxson	.222	12-7	27	7	6	1	1	0	2	9	.333	4	1	10	0	.333	1	2	1-2	14	0	0	1.000
1 Morrill, Hueston	.218	34-34	124	30	27	4	1	4	20	45	.363	15	7	41	2	.331	2	2	6-6	44	67	3	.974
8 Golda, Matt	.175	41-35	97	19	17	2	0	2	15	25	.258	17	1	26	3	.302	1	6	1-1	43	67	4	.965
4 Salinas Jr., Orlando	.154	12-1	13	1	2	0	0	1	3	5	.385	1	1	8	0	.250	1	0	0-0	8	7	0	1.000
5 Johnson, Dom	.154	15-5	13	5	2	0	0	0	0	2	.154	3	2	8	0	.389	0	3	1-1	3	0	0	1.000
18 Gardner, Dylan	.000	21-0	7	6	0	0	0	0	0	0	.000	0	1	3	0	.125	0	0	0-0	0	0	0	.000
Totals	.279	56	1903	412	531	109	14	73	376	887	.466	294	88	550	27	.395	26	24	28-43	1476	427	52	.973
Opponents	.243	56	1861	289	452	71	11	51	261	698	.375	273	43	588	28	.349	23	19	63-78	1432	459	70	.964

LOB - Team (496), Opp (454). DPs turned - Team (33), Opp (35). CI - Team (0), Opp (5). IBB - Team (9), Enc.-Strand 2, Cabbiness 2, Mathis 2, Thompson, J. 2, McCusker 1, Opp (5). Picked off - Enc.-Strand 1, Morrill 1.

(All games Sorted by Earned run avg)

Player	era	w-l	app	gs	cq	sho	sv	ip	h	r	er	bb	so	2b	3b	hr	b/avg	wp	hp	bks	sfa	sha
6 Scott, Parker	2.54	8-1	12	10	0	0/1	0	60.1	55	20	17	16	61	7	2	5	.240	3	8	0	1	1
27 Campbell, Justin	2.57	7-2	14	13	1	1/2	0	84.0	66	28	24	27	102	14	1	3	.214	2	7	0	3	4
3 Osmond, Bryce	7.42	2-5	13	10	0	0/1	1	57.0	63	49	47	33	67	7	1	9	.278	9	6	0	1	1
35 Varela, C.J.	1.93	1-0	6	1	0	0/2	0	9.1	8	4	2	6	6	0	0	1	.216	0	0	0	1	0
14 Sifrit, Noah	3.00	2-0	5	0	0	0/0	0	12.0	11	5	4	4	12	1	0	1	.268	0	0	0	2	1
48 Standlee, Brett	3.09	4-1	24	2	0	0/3	5	32.0	23	12	11	9	44	3	0	2	.204	0	4	0	3	1
32 Wroblewski, Justin	4.20	3-2	9	8	0	0/1	0	40.2	29	21	19	26	50	5	1	7	.199	5	1	0	0	3
40 Davis, Kale	4.26	2-3	26	0	0	0/1	1	50.2	49	28	24	32	68	9	5	4	.249	4	2	0	4	1
54 Martin, Trevor	4.60	3-0	22	2	0	0/1	1	31.1	32	17	16	21	44	5	1	4	.262	5	3	0	2	0
22 Stone, Mitchell	4.62	2-1	15	6	0	0/1	0	37.0	40	22	19	13	39	9	0	1	.270	3	2	0	1	1
34 Cable, Zach	5.68	1-0	13	0	0	0/2	1	12.2	8	8	8	18	18	1	0	1	.186	5	0	0	1	0
10 Walker, Eric	6.00	0-1	3	2	0	0/0	0	3.0	4	6	2	3	3	1	0	0	.308	2	1	0	0	2
25 Phansalkar, Roman	6.35	0-0	13	0	0	0/2	0	17.0	21	19	12	18	14	2	0	3	.323	0	1	0	3	3
41 Bowman, Colton	6.75	0-1	18	0	0	0/1	0	17.1	18	17	13	11	25	3	0	3	.261	1	0	0	0	1
38 Cheney, Wyatt	7.24	1-0	10	1	0	0/1	0	13.2	12	11	11	14	17	1	0	4	.245	4	3	0	1	0
1 Morrill, Hueston	9.82	0-0	3	1	0	0/0	0	3.2	3	4	4	5	4	1	0	1	.214	1	0	0	0	0
30 Kelly, John	9.95	0-1	7	0	0	0/0	0	6.1	4	7	7	9	8	0	0	1	.182	0	5	0	0	0
13 McLean, Nolan	18.00	0-1	2	0	0	0/0	0	2.0	2	4	4	4	3	0	0	0	.286	1	0	0	0	0
47 Elliott, Tucker	22.50	0-0	3	0	0	0/1	0	2.0	4	7	5	4	3	2	0	1	.364	0	0	0	0	0
Totals	4.54	36-19	56	56	1	7/6	9	492.0	452	289	248	273	588	71	11	51	.243	45	43	0	23	19
Opponents	6.64	19-36	56	56	0	1/1	7	477.1	531	412	352	294	550	109	14	73	.279	45	88	9	26	24

PB - Team (11), Hewitt 7, Mathis 4, Opp (16). Pickoffs - Team (9), Scott 3, Osmond 2, Wroblewski 1, Hewitt 1, Varela 1, Standlee 1, Opp (2). SBA/ATT - Hewitt (37-44), Mathis (26-32), Osmond (12-15), Martin, T. (10-11), Davis, K. (7-9), Wroblewski (8-9), Campbell (3-8), Phansalkar (4-5), Cheney (3-4), Stone (4-4), Varela (2-3), Sifrit (2-2), Scott (2-2), Elliott, T. (1-1), Standlee (1-1), Bowman (1-1), Kelly (1-1), Walker, E. (1-1), Cable (1-1).



2021 BIG 12 STATISTICS

Record: 12-12 Home: 8-5 Away: 4-7 Big 12 Conf.: 12-12

Player	avg	gp-gs	ab	r	h	2b	3b	hr	rbi	tb	slg%	bb	hp	so	gdp	ob%	sf	sh	sb-att	po	a	e	fld%
17 Thompson, Jake	.393	18-18	61	11	24	4	0	1	13	31	.508	15	5	8	1	.537	1	0	0-1	79	1	2	.976
24 Enc.-Strand, Chris.	.340	24-24	103	17	35	8	1	7	29	66	.641	8	6	25	2	.408	3	0	2-4	13	38	4	.927
28 Trenkle, Caeden	.323	24-24	93	27	30	7	1	1	14	42	.452	23	4	23	2	.475	0	1	3-4	58	0	1	.983
7 Hewitt, Max	.309	24-23	94	14	29	4	1	2	16	41	.436	14	1	17	2	.400	1	5	0-1	140	31	2	.988
12 McCusker, Carson	.304	21-21	92	17	28	7	0	3	14	44	.478	7	0	32	2	.347	2	0	0-0	36	0	1	.973
15 Cabbiness, Cade	.298	21-21	84	15	25	3	0	2	14	34	.405	8	3	25	2	.379	0	0	0-1	49	2	1	.981
1 Morrill, Hueston	.213	24-24	89	18	19	3	0	3	15	31	.348	8	4	30	1	.301	2	0	4-4	28	44	2	.973
31 DeNicola, Nick	.417	6-3	12	3	5	0	0	2	4	11	.917	0	0	5	0	.417	0	0	0-0	0	0	0	.000
19 Brown, Marcus	.400	9-2	10	1	4	0	0	0	3	4	.400	1	0	2	0	.417	1	0	0-0	5	6	0	1.000
26 Crull, Jaxson	.286	5-1	7	1	2	0	1	0	0	4	.571	0	0	4	0	.286	0	0	0-0	2	0	0	1.000
14 Sifrit, Noah	.250	11-0	4	1	1	0	0	0	1	1	.250	1	0	2	0	.400	0	0	1-2	1	1	0	1.000
13 McLean, Nolan	.236	15-15	55	12	13	5	0	1	3	21	.382	9	5	25	0	.391	0	0	1-2	34	6	3	.930
42 Garcia, Alix	.200	19-8	30	6	6	2	0	0	8	8	.267	5	3	11	0	.359	1	0	0-0	63	2	0	1.000
27 Campbell, Justin	.200	12-7	30	7	6	2	0	1	3	11	.367	7	1	11	1	.368	0	0	0-0	1	4	2	.714
8 Golda, Matt	.200	13-9	25	4	5	0	0	1	4	8	.320	3	0	7	1	.286	0	0	0-0	12	15	0	1.000
33 Mathis, Brock	.182	20-16	55	9	10	0	0	2	7	16	.291	19	2	18	1	.408	0	0	1-2	116	9	1	.992
18 Gardner, Dylan	.000	11-0	3	1	0	0	0	0	0	0	.000	0	0	2	0	.000	0	0	0-0	0	0	0	.000
5 Johnson, Dom	.000	8-0	2	1	0	0	0	0	0	0	.000	0	0	1	0	.000	0	0	1-1	0	0	0	.000
4 Salinas Jr., Orlando	.000	4-0	2	0	0	0	0	0	0	0	.000	0	1	2	0	.333	0	0	0-0	1	0	0	1.000
Totals	.284	24	851	165	242	45	4	26	148	373	.438	128	35	250	15	.395	11	6	13-22	642	174	20	.976
Opponents	.232	24	806	134	187	28	3	28	121	305	.378	122	18	253	10	.343	7	9	22-29	640	219	32	.964

LOB - Team (228), Opp (186). DPs turned - Team (13), Opp (17). CI - Team (0), Opp (2). IBB - Team (6), Enc.-Strand 2, Mathis 2, Cabbiness 1, McCusker 1, Opp (4). Picked off - Enc.-Strand 1, Morrill 1.

(Big 12 Conf. games only Sorted by Earned run avg)

Player	era	w-l	app	gs	cq	sho	sv	ip	h	r	er	bb	so	2b	3b	hr	b/avg	wp	hp	bks	sfa	sha
27 Campbell, Justin	2.57	3-1	8	7	1	1/0	0	49.0	36	16	14	15	55	9	0	3	.200	2	2	0	0	2
3 Osmond, Bryce	9.20	0-5	7	6	0	0/0	0	30.1	35	33	31	19	38	5	0	6	.282	5	3	0	0	1
14 Sifrit, Noah	0.00	0-0	1	0	0	0/0	0	2.0	1	1	0	1	1	0	0	0	.200	0	0	0	1	1
1 Morrill, Hueston	0.00	0-0	1	0	0	0/0	0	0.2	0	0	0	0	0	0	0	0	.000	0	0	0	0	0
35 Varela, C.J.	0.00	0-0	1	0	0	0/0	0	0.2	2	1	0	0	0	0	0	0	.500	0	0	0	1	0
25 Phansalkar, Roman	2.45	0-0	3	0	0	0/0	0	3.2	5	5	1	3	3	0	0	2	.357	0	0	0	1	1
6 Scott, Parker	3.43	2-0	4	3	0	0/1	0	21.0	24	10	8	4	23	1	1	3	.279	2	4	0	0	0
48 Standlee, Brett	3.57	2-1	10	2	0	0/1	1	17.2	13	8	7	7	24	0	0	2	.206	0	4	0	2	0
22 Stone, Mitchell	3.72	1-0	7	2	0	0/0	0	19.1	15	9	8	8	16	4	0	1	.211	0	2	0	0	1
41 Bowman, Colton	3.86	0-0	7	0	0	0/0	0	7.0	4	3	3	3	9	1	0	0	.167	0	0	0	0	1
40 Davis, Kale	4.37	1-3	12	0	0	0/0	0	22.2	19	14	11	18	29	1	2	4	.221	1	1	0	1	1
34 Cable, Zach	4.50	0-0	4	0	0	0/0	1	2.0	2	1	1	5	4	1	0	0	.250	0	0	0	0	0
54 Martin, Trevor	4.72	2-0	10	0	0	0/0	0	13.1	12	7	7	10	21	2	0	3	.231	0	0	0	0	0
32 Wroblewski, Justin	5.60	1-1	4	4	0	0/0	0	17.2	12	13	11	14	22	3	0	3	.190	3	1	0	0	1
38 Cheney, Wyatt	15.75	0-0	4	0	0	0/0	0	4.0	5	7	7	6	4	1	0	1	.333	3	0	0	1	0
13 McLean, Nolan	18.00	0-1	2	0	0	0/0	0	2.0	2	4	4	4	3	0	0	0	.286	1	0	0	0	0
30 Kelly, John	18.00	0-0	1	0	0	0/0	0	1.0	0	2	2	5	1	0	0	0	.000	0	1	0	0	0
Totals	4.84	12-12	24	24	1	2/1	2	214.0	187	134	115	122	253	28	3	28	.232	17	18	0	7	9
Opponents	5.74	12-12	24	24	0	0/0	6	213.1	242	165	136	128	250	45	4	26	.284	20	35	4	11	6

PB - Team (7), Hewitt 5, Mathis 2, Opp (9). Pickoffs - Team (2), Wroblewski 1, Standlee 1, Opp (2). SBA/ATT - Hewitt (12-15), Mathis (10-13), Wroblewski (7-8), Osmond (4-6), Davis, K. (4-5), Cheney (2-3), Campbell (1-3), Scott (2-2), Martin, T. (1-1), Standlee (1-1).



2021 SUMMARY

Score by innings	1	2	3	4	5	6	7	8	9	EX	Total
Oklahoma State	62	54	43	62	59	41	38	35	16	2	412
Opponents	22	23	33	49	34	35	32	32	29	0	289

Record when ...

Overall	36-19-1	After 6 leading	30-5
Conference	12-12 trailing	1-14
Non-Conference	24-7-1 tied	5-0-1
Home games	23-8-1	After 7 leading	28-2
Away games	8-7 trailing	0-16
Neutral site	5-4 tied	4-1-1
Day games	21-11-1	After 8 leading	27-1
Night games	15-8 trailing	1-17
vs Left starter	12-9-1 tied	3-1-1
vs Right starter	24-10		
1-Run games	6-6	Hit 0 home runs	9-10
2-Run games	5-2	... 1 home run	8-3
5+Run games	19-8	... 2+ home runs	19-6-1
Extra innings	2-0		
Shutouts	7-1	Opponent 0 home runs	19-4-1
	 1 home run	13-9
Scoring 0-2 runs	1-4 2+ HRs	4-6
..... 3-5 runs	9-8-1		
..... 6-9 runs	13-7	Made 0 errors	14-7
..... 10+ runs	13-0 1 error	16-7
	 2+ errors	6-5-1
Opponent 0-2 runs	18-0		
..... 3-5 runs	11-6-1	Opp. made 0 errors	5-6
..... 6-9 runs	6-5 1 error	16-11-1
..... 10+ runs	1-8 2+ errors	15-2
Scored in 1st inning	19-5-1		
Opp. scored in 1st	2-7-1	Out-hit opponent	24-5
Scores first	28-4	Out-hit by opponent	9-11-1
Opp. scores first	8-15-1	Hits are tied	3-3

Record when team scores:

Runs	0	1	2	3	4	5	6	7	8	9	10+
W-L	0-1	0-0	1-3	4-5	1-2	4-1	1-2	6-3	4-2	2-0	13-0

Record when opponent scores:

Runs	0	1	2	3	4	5	6	7	8	9	10+
W-L	7-0	3-0	8-0	4-0	4-3	3-3	4-1	2-0	0-2	0-2	1-8

Record when leading after:

Inn.	1	2	3	4	5	6	7	8
W-L	19-3	23-4	27-3	30-2	29-6	30-5	28-2	27-1

Record when trailing after:

Inn.	1	2	3	4	5	6	7	8
W-L	2-5	5-8	5-10	4-14	1-13	1-14	0-16	1-17

Record when tied after:

Inn.	1	2	3	4	5	6	7	8
W-L	15-11	8-7	4-6	2-3	6-0	5-0	4-1	3-1

Current losing streak: 1
 Longest winning streak: 10
 Longest losing streak: 3

Home attendance : 94092 (30 dates avg = 3136)
 Away attendance : 65540 (24 dates avg = 2730)
 Total attendance: 159632 (54 dates avg = 2956)

2021 MISCELLANEOUS

Multiple Hit Games	2	3	4	5+	Total
24 Enc.-Strand, Chris.	15	7	1	1	24
28 Trenkle, Caeden	14	1	1	-	16
7 Hewitt, Max	11	3	1	-	15
17 Thompson, Jake	11	4	-	-	15
15 Cabbiness, Cade	12	3	-	-	15
12 McCusker, Carson	8	5	-	-	13
13 McLean, Nolan	7	2	-	-	9
1 Morrill, Hueston	4	2	1	-	7
33 Mathis, Brock	5	1	-	-	6
19 Brown, Marcus	4	1	-	-	5
42 Garcia, Alix	4	1	-	-	5
8 Golda, Matt	3	-	-	-	3
31 DeNicola, Nick	2	-	-	-	2
26 Crull, Jaxson	1	-	-	-	1
27 Campbell, Justin	-	1	-	-	1
TEAM	101	31	4	1	137

Multiple RBI Games	2	3	4	5+	Total
24 Enc.-Strand, Chris.	10	3	6	-	19
15 Cabbiness, Cade	4	5	1	-	10
17 Thompson, Jake	7	2	-	-	9
28 Trenkle, Caeden	5	4	-	-	9
7 Hewitt, Max	4	2	2	1	9
42 Garcia, Alix	8	-	-	-	8
12 McCusker, Carson	3	2	3	-	8
33 Mathis, Brock	3	3	-	-	6
1 Morrill, Hueston	4	-	-	1	5
13 McLean, Nolan	2	1	1	-	4
8 Golda, Matt	3	-	1	-	4
19 Brown, Marcus	2	-	-	-	2
27 Campbell, Justin	-	1	-	-	1
26 Crull, Jaxson	1	-	-	-	1
31 DeNicola, Nick	-	-	1	-	1
4 Salinas Jr., Orlando	1	-	-	-	1
TEAM	57	23	15	2	97

Hitting Streaks	Longest	Current
24 Enc.-Strand, Chris.	19	4
15 Cabbiness, Cade	10	-
17 Thompson, Jake	10	-
12 McCusker, Carson	9	4
28 Trenkle, Caeden	9	1
7 Hewitt, Max	8	6
31 DeNicola, Nick	6	6
13 McLean, Nolan	6	-
19 Brown, Marcus	6	-
42 Garcia, Alix	6	-
1 Morrill, Hueston	5	-
33 Mathis, Brock	5	-
27 Campbell, Justin	4	-
26 Crull, Jaxson	3	1
8 Golda, Matt	3	-
14 Sifrit, Noah	2	-
4 Salinas Jr., Orlando	1	-
5 Johnson, Dom	1	-

Reached Base Streaks	Longest	Current
28 Trenkle, Caeden	30	2
12 McCusker, Carson	30	4
24 Enc.-Strand, Chris.	25	14
13 McLean, Nolan	19	-
17 Thompson, Jake	17	17
7 Hewitt, Max	15	15
15 Cabbiness, Cade	14	-
33 Mathis, Brock	10	-
26 Crull, Jaxson	6	6
31 DeNicola, Nick	6	6
19 Brown, Marcus	6	-
42 Garcia, Alix	6	-
1 Morrill, Hueston	6	3
27 Campbell, Justin	6	6
8 Golda, Matt	5	-
14 Sifrit, Noah	4	-
4 Salinas Jr., Orlando	2	-
5 Johnson, Dom	2	-
18 Gardner, Dylan	1	-



2021 STARTING LINEUPS

OSU RECORD BY STARTERS

Starting Lineup By Position (Team W-L record when starter)

PITCHER:

27 Campbell, Justin	13	(9-4)
6 Scott, Parker	10	(8-2)
3 Osmond, Bryce	10	(3-6)
32 Wroblewski, Justin	8	(5-3)
22 Stone, Mitchell	6	(5-1)
54 Martin, Trevor	2	(1-1)
48 Standlee, Brett	2	(2-0)
10 Walker, Eric	2	(1-1)
1 Morrill, Hueston	1	(1-0)
38 Cheney, Wyatt	1	(0-1)
35 Varela, C.J.	1	(1-0)

CATCHER:

7 Hewitt, Max	30	(19-11)
33 Mathis, Brock	26	(17-8)

FIRST BASE:

42 Garcia, Alix	25	(17-7)
17 Thompson, Jake	23	(13-10)
13 McLean, Nolan	8	(6-2)

SECOND BASE:

7 Hewitt, Max	19	(13-6)
8 Golda, Matt	15	(9-6)
13 McLean, Nolan	12	(7-4)
19 Brown, Marcus	9	(6-3)
4 Salinas Jr., Orland	1	(1-0)

THIRD BASE:

24 Enc.-Strand, Chris	56	(36-19)
-----------------------	----	---------

SHORTSTOP:

1 Morrill, Hueston	34	(22-12)
8 Golda, Matt	20	(13-6)
7 Hewitt, Max	2	(1-1)

LEFT FIELD:

12 McCusker, Carson	37	(24-13)
17 Thompson, Jake	16	(10-5)
14 Sifrit, Noah	2	(1-1)
5 Johnson, Dom	1	(1-0)

CENTER FIELD:

28 Trenkle, Caeden	48	(31-16)
26 Crull, Jaxson	7	(5-2)
5 Johnson, Dom	1	(0-1)

RIGHT FIELD:

15 Cabbiness, Cade	50	(34-15)
5 Johnson, Dom	2	(1-1)
28 Trenkle, Caeden	2	(1-1)
13 McLean, Nolan	2	(0-2)

DESIGNATED HITTER:

27 Campbell, Justin	17	(11-6)
13 McLean, Nolan	17	(11-6)
33 Mathis, Brock	9	(6-3)
31 DeNicola, Nick	5	(4-1)
17 Thompson, Jake	5	(2-3)
42 Garcia, Alix	1	(1-0)
5 Johnson, Dom	1	(0-0)
19 Brown, Marcus	1	(1-0)

BY POSITION

Opponent	P	C	1B	2B	3B	SS	LF	CF	RF	DH
Wichita State	Scott	Hewitt	Garcia	Golda	Enc.-Strand	Morrill	Thompson	Trenkle	Cabbiness	Campbell
Wichita State	Osmond	Mathis	Garcia	Golda	Enc.-Strand	Morrill	Thompson	Trenkle	Johnson	McLean
Little Rock	Campbell	Hewitt	Garcia	Golda	Enc.-Strand	Morrill	Thompson	Trenkle	Cabbiness	McLean
Illinois State	Wroblewski	Mathis	Garcia	Golda	Enc.-Strand	Morrill	Johnson	Trenkle	Cabbiness	McLean
Illinois State	Scott	Mathis	Garcia	Hewitt	Enc.-Strand	Golda	Thompson	Trenkle	Cabbiness	McLean
Illinois State	Osmond	Mathis	Garcia	Hewitt	Enc.-Strand	Golda	Thompson	Trenkle	Cabbiness	McLean
Missouri State	Campbell	Mathis	Garcia	Hewitt	Enc.-Strand	Golda	Thompson	Trenkle	Cabbiness	McLean
Grand Canyon	Scott	Hewitt	Garcia	McLean	Enc.-Strand	Golda	Thompson	Trenkle	Cabbiness	Campbell
Grand Canyon	Wroblewski	Mathis	Garcia	McLean	Enc.-Strand	Golda	Thompson	Trenkle	Cabbiness	Campbell
Grand Canyon	Osmond	Mathis	Garcia	McLean	Enc.-Strand	Golda	Thompson	Trenkle	Cabbiness	Johnson
Oral Roberts	Campbell	Hewitt	Garcia	McLean	Enc.-Strand	Golda	Thompson	Trenkle	Cabbiness	Mathis
Vanderbilt	Scott	Hewitt	Garcia	McLean	Enc.-Strand	Golda	Thompson	Trenkle	Cabbiness	Campbell
Vanderbilt	Wroblewski	Mathis	Thompson	McLean	Enc.-Strand	Hewitt	Sifrit	Crull	Cabbiness	Campbell
Vanderbilt	Osmond	Mathis	Garcia	McLean	Enc.-Strand	Hewitt	Sifrit	Crull	Cabbiness	Thompson
ULM	Walker	Hewitt	Garcia	McLean	Enc.-Strand	Golda	Thompson	Crull	Johnson	Mathis
Texas Tech	Scott	Hewitt	McLean	Golda	Enc.-Strand	Morrill	Thompson	Crull	Trenkle	Mathis
Texas Tech	Wroblewski	Hewitt	Garcia	Golda	Enc.-Strand	Morrill	Thompson	Trenkle	McLean	Mathis
Texas Tech	Osmond	Mathis	Garcia	Hewitt	Enc.-Strand	Morrill	Thompson	Trenkle	McLean	Campbell
Missouri State	Cheney	Hewitt	Garcia	McLean	Enc.-Strand	Golda	Thompson	Johnson	Trenkle	Mathis
Kansas State	Scott	Hewitt	Garcia	McLean	Enc.-Strand	Morrill	McCusker	Trenkle	Cabbiness	Mathis
Kansas State	Campbell	Hewitt	McLean	Golda	Enc.-Strand	Morrill	McCusker	Trenkle	Cabbiness	Mathis
Kansas State	Wroblewski	Mathis	McLean	Hewitt	Enc.-Strand	Morrill	McCusker	Trenkle	Cabbiness	Campbell
Oklahoma	Stone	Hewitt	McLean	Salinas Jr.	Enc.-Strand	Morrill	McCusker	Trenkle	Cabbiness	Mathis
West Virginia	Osmond	Mathis	Garcia	Golda	Enc.-Strand	Morrill	McCusker	Trenkle	Cabbiness	McLean
West Virginia	Campbell	Hewitt	Garcia	McLean	Enc.-Strand	Morrill	McCusker	Trenkle	Cabbiness	Mathis
West Virginia	Wroblewski	Hewitt	Garcia	McLean	Enc.-Strand	Morrill	McCusker	Trenkle	Cabbiness	DeNicola
UNCW	Scott	Hewitt	McLean	Brown	Enc.-Strand	Morrill	McCusker	Crull	Cabbiness	Campbell
UNCW	Campbell	Mathis	McLean	Hewitt	Enc.-Strand	Morrill	McCusker	Crull	Cabbiness	Campbell
UNCW	Wroblewski	Mathis	Garcia	Hewitt	Enc.-Strand	Morrill	McCusker	Crull	Cabbiness	McLean
TCU	Scott	Hewitt	McLean	Golda	Enc.-Strand	Morrill	McCusker	Trenkle	Cabbiness	Thompson
TCU	Campbell	Hewitt	McLean	Golda	Enc.-Strand	Morrill	McCusker	Trenkle	Cabbiness	Thompson
TCU	Wroblewski	Mathis	Thompson	Hewitt	Enc.-Strand	Morrill	McCusker	Trenkle	Cabbiness	McLean
UAPB	Varela	Hewitt	Thompson	Golda	Enc.-Strand	Morrill	McCusker	Trenkle	Cabbiness	McLean
UAPB	Walker	Mathis	Garcia	Hewitt	Enc.-Strand	Golda	McCusker	Trenkle	Cabbiness	McLean
Texas	Osmond	Hewitt	Thompson	Golda	Enc.-Strand	Morrill	McCusker	Trenkle	Cabbiness	McLean
Texas	Campbell	Mathis	Thompson	Hewitt	Enc.-Strand	Morrill	McCusker	Trenkle	Cabbiness	McLean
Texas	Standlee	Mathis	Thompson	Hewitt	Enc.-Strand	Morrill	McCusker	Trenkle	Cabbiness	McLean
Oklahoma	Osmond	Hewitt	Thompson	Golda	Enc.-Strand	Morrill	McCusker	Trenkle	Cabbiness	Campbell
Oklahoma	Campbell	Mathis	Thompson	Hewitt	Enc.-Strand	Morrill	McCusker	Trenkle	Cabbiness	Campbell
Oklahoma	Standlee	Mathis	Thompson	Hewitt	Enc.-Strand	Morrill	McCusker	Trenkle	Cabbiness	Campbell
Kansas	Stone	Hewitt	Thompson	Golda	Enc.-Strand	Morrill	McCusker	Trenkle	Cabbiness	Campbell
Kansas	Campbell	Mathis	Garcia	Hewitt	Enc.-Strand	Morrill	McCusker	Trenkle	Cabbiness	Thompson
Kansas	Osmond	Mathis	Thompson	Hewitt	Enc.-Strand	Morrill	McCusker	Trenkle	Cabbiness	Campbell
Oklahoma	Martin	Hewitt	Thompson	Golda	Enc.-Strand	Morrill	McCusker	Trenkle	Cabbiness	Garcia
Baylor	Stone	Mathis	Thompson	Hewitt	Enc.-Strand	Morrill	McCusker	Trenkle	Cabbiness	DeNicola
Baylor	Campbell	Hewitt	Thompson	Brown	Enc.-Strand	Morrill	McCusker	Trenkle	Cabbiness	DeNicola
Baylor	Osmond	Hewitt	Garcia	Brown	Enc.-Strand	Morrill	McCusker	Trenkle	Cabbiness	Thompson
New Orleans	Morrill	Hewitt	Thompson	Brown	Enc.-Strand	Golda	McCusker	Trenkle	Cabbiness	Campbell
New Orleans	Stone	Mathis	Thompson	Hewitt	Enc.-Strand	Golda	McCusker	Trenkle	Cabbiness	DeNicola
Oklahoma	Campbell	Mathis	Thompson	Hewitt	Enc.-Strand	Golda	McCusker	Trenkle	Cabbiness	Brown
West Virginia	Scott	Hewitt	Thompson	Brown	Enc.-Strand	Golda	McCusker	Trenkle	Cabbiness	Campbell
Texas	Stone	Hewitt	Thompson	Brown	Enc.-Strand	Golda	McCusker	Trenkle	Cabbiness	Campbell
TCU	Martin	Hewitt	Thompson	Brown	Enc.-Strand	Golda	McCusker	Trenkle	Cabbiness	DeNicola
UC Santa Barbara	Campbell	Mathis	Thompson	Hewitt	Enc.-Strand	Golda	McCusker	Trenkle	Cabbiness	McLean
Grand Canyon	Scott	Hewitt	Thompson	Brown	Enc.-Strand	Golda	McCusker	Trenkle	Cabbiness	McLean
UC Santa Barbara	Stone	Hewitt	Thompson	Brown	Enc.-Strand	Golda	McCusker	Trenkle	Cabbiness	McLean

* Pinch-hitter in OSU DH spot's first at-bat of game with pitcher listed in starting lineup



2021 STARTING LINEUPS/HOLLIDAY vs. THE NATION

HOLLIDAY RECORD VS. OPPONENTS

Team	Record
Abilene Christian	4-0
Alcorn State	6-0
Arizona	1-3
Arizona State	7-5
Arkansas	2-2
Arkansas-Pine Bluff	2-0
Auburn	0-1
Baylor	13-10
Binghamton	1-0
Bowling Green	1-0
BYU	3-0
Cal State Fullerton	2-0
Central Arkansas	2-3
Clemson	2-0
Creighton	1-0
Dallas Baptist	6-2
Eastern Michigan	1-2
Gonzaga	1-0
Grand Canyon	8-4-1
Harvard	1-0
Illinois	1-3
Illinois State	3-0
Indiana State	2-1
Incarinate Word	3-0
Iona	4-0
Iowa	2-4
Kansas	15-10
Kansas State	22-3
Lamar	1-2
Little Rock	6-1
Louisville	0-1
Loyola Marymount	2-1
Manhattan	1-0
Marist	2-0
Miami (Fla.)	1-1
Michigan	5-2
Missouri State	11-3
NJIT	3-0
Nebraska	5-0
New Mexico	4-1
New Orleans	2-0
North Carolina	0-3
Northwestern State	3-0
Oakland	3-1
Oklahoma	27-9
Oral Roberts	4-10
Oregon State	3-1
Pacific	1-0
Prarie View A&M	2-0
Rutgers	1-0
Saint Louis	2-1
Sam Houston	0-0
San Diego	1-2
Seton Hall	0-1-1
South Carolina	2-0
South Florida	2-0
South Dakota State	2-1
Southeast Missouri State	0-0
Southeastern Louisiana	2-1
Southeastern Oklahoma State	1-0
Stephen F. Austin	2-1
St. John's	1-1
Stetson	0-2
TCU	14-17
Texas	20-11
Texas A&M	1-0
Texas State	4-2
Texas Tech	11-18
UCLA	0-2
UConn	1-1
UC Davis	2-1
UC Irvine	0-2
UC Santa Barbara	1-2
ULM	0-1
UNCW	3-0
USC	1-0
UT Arlington	2-1
UT Rio Grande Valley (UTPA)	7-2
Utah	1-0
Vanderbilt	1-2
Washington	1-0
Washington State	1-0
West Virginia	17-12
Western Illinois	2-0
Wichita State	10-3
Wright State	2-1

Bold indicates 2022 opponent

BY BATTING ORDER

Opponent	1	2	3	4	5	6	7	8	9
Wichita State	Morrill	Trenkle	Thompson	Campbell	Hewitt	Garcia	Cabbiness	Enc.-Strand	Golda
Wichita State	Golda	Trenkle	McLean	Garcia	Thompson	Enc.-Strand	Mathis	Morrill	Johnson
Little Rock	Golda	Trenkle	Thompson	McLean	Hewitt	Enc.-Strand	Garcia	Cabbiness	Morrill
Illinois State	Golda	Trenkle	McLean	Garcia	Mathis	Enc.-Strand	Johnson	Morrill	Cabbiness
Illinois State	Golda	Trenkle	McLean	Hewitt	Enc.-Strand	Thompson	Garcia	Cabbiness	Mathis
Illinois State	Trenkle	Hewitt	McLean	Thompson	Enc.-Strand	Garcia	Mathis	Cabbiness	Golda
Missouri State	Trenkle	Hewitt	McLean	Thompson	Enc.-Strand	Garcia	Mathis	Cabbiness	Golda
Grand Canyon	Trenkle	Hewitt	McLean	Thompson	Enc.-Strand	Campbell	Garcia	Cabbiness	Golda
Grand Canyon	Trenkle	McLean	Thompson	Enc.-Strand	Campbell	Garcia	Mathis	Cabbiness	Golda
Grand Canyon	Johnson	Trenkle	McLean	Thompson	Enc.-Strand	Mathis	Garcia	Cabbiness	Golda
Oral Roberts	Trenkle	McLean	Thompson	Enc.-Strand	Mathis	Hewitt	Garcia	Cabbiness	Golda
Vanderbilt	Trenkle	McLean	Thompson	Campbell	Enc.-Strand	Hewitt	Cabbiness	Garcia	Golda
Vanderbilt	Crull	McLean	Thompson	Enc.-Strand	Hewitt	Mathis	Campbell	Cabbiness	Sifrit
Vanderbilt	Crull	Mathis	Thompson	Enc.-Strand	Hewitt	McLean	Garcia	Cabbiness	Sifrit
ULM	Crull	Hewitt	McLean	Enc.-Strand	Thompson	Mathis	Garcia	Johnson	Golda
Texas Tech	Crull	Mathis	Thompson	Enc.-Strand	Hewitt	McLean	Trenkle	Morrill	Golda
Texas Tech	Morrill	Hewitt	McLean	Enc.-Strand	Mathis	Thompson	Garcia	Trenkle	Golda
Texas Tech	Morrill	Hewitt	McLean	Thompson	Enc.-Strand	Trenkle	Mathis	Campbell	Garcia
Missouri State	Trenkle	Thompson	McLean	Enc.-Strand	Hewitt	Mathis	Garcia	Johnson	Golda
Kansas State	Morrill	McLean	Enc.-Strand	Hewitt	McCusker	Trenkle	Garcia	Cabbiness	Golda
Kansas State	Trenkle	Morrill	McLean	Enc.-Strand	Hewitt	Mathis	McCusker	Cabbiness	Golda
Kansas State	Trenkle	Morrill	McLean	Hewitt	Enc.-Strand	Campbell	McCusker	Cabbiness	Mathis
Oklahoma	Morrill	Trenkle	McLean	Enc.-Strand	Hewitt	McCusker	Cabbiness	Mathis	Salinas Jr.
West Virginia	Morrill	Trenkle	McLean	Enc.-Strand	McCusker	Garcia	Mathis	Cabbiness	Golda
West Virginia	Trenkle	McLean	Enc.-Strand	McCusker	Hewitt	Mathis	Garcia	Cabbiness	Morrill
West Virginia	Trenkle	McLean	Enc.-Strand	McCusker	Hewitt	Garcia	DeNicola	Cabbiness	Morrill
UNCW	Crull	Hewitt	McLean	Enc.-Strand	Campbell	McCusker	Cabbiness	Morrill	Brown
UNCW	Crull	Hewitt	McLean	Enc.-Strand	Campbell	McCusker	Cabbiness	Mathis	Morrill
UNCW	Crull	Hewitt	McLean	Enc.-Strand	McCusker	Cabbiness	Mathis	Garcia	Morrill
TCU	Trenkle	McLean	Enc.-Strand	McCusker	Hewitt	Thompson	Morrill	Cabbiness	Golda
TCU	Trenkle	McLean	Enc.-Strand	McCusker	Hewitt	Thompson	Morrill	Cabbiness	Golda
TCU	Trenkle	Hewitt	Enc.-Strand	Thompson	McCusker	McLean	Cabbiness	Morrill	Mathis
UAPB	Trenkle	Hewitt	Enc.-Strand	Thompson	McCusker	McLean	Cabbiness	Morrill	Golda
UAPB	Trenkle	Hewitt	Enc.-Strand	McCusker	McLean	Cabbiness	Mathis	Garcia	Golda
Texas	Trenkle	Hewitt	Enc.-Strand	Thompson	McCusker	McLean	Cabbiness	Morrill	Golda
Texas	Trenkle	Hewitt	Enc.-Strand	Thompson	McCusker	McLean	Cabbiness	Morrill	Mathis
Texas	Trenkle	Hewitt	Enc.-Strand	Thompson	McCusker	McLean	Cabbiness	Mathis	Morrill
Oklahoma	Trenkle	Hewitt	Enc.-Strand	Thompson	McCusker	Campbell	Cabbiness	Morrill	Golda
Oklahoma	Trenkle	Hewitt	Enc.-Strand	Thompson	McCusker	Campbell	Cabbiness	Morrill	Mathis
Oklahoma	Trenkle	Hewitt	Enc.-Strand	Thompson	McCusker	Campbell	Cabbiness	Mathis	Morrill
Kansas	Trenkle	Hewitt	Enc.-Strand	Thompson	McCusker	Campbell	Cabbiness	Morrill	Golda
Kansas	Trenkle	Hewitt	Enc.-Strand	Thompson	McCusker	Mathis	Cabbiness	Morrill	Garcia
Kansas	Trenkle	Hewitt	Enc.-Strand	Thompson	McCusker	Campbell	Cabbiness	Morrill	Mathis
Oklahoma	Trenkle	Hewitt	Enc.-Strand	Thompson	McCusker	Cabbiness	Garcia	Morrill	Golda
Baylor	Trenkle	Enc.-Strand	Thompson	McCusker	Hewitt	DeNicola	Cabbiness	Mathis	Morrill
Baylor	Trenkle	Enc.-Strand	Thompson	McCusker	Hewitt	Cabbiness	DeNicola	Brown	Morrill
Baylor	Trenkle	Hewitt	Enc.-Strand	Thompson	McCusker	Cabbiness	Garcia	Brown	Morrill
New Orleans	Trenkle	Hewitt	Enc.-Strand	Thompson	McCusker	Cabbiness	Campbell	Brown	Golda
New Orleans	Trenkle	Hewitt	Enc.-Strand	Thompson	McCusker	Cabbiness	DeNicola	Mathis	Golda
Oklahoma	Trenkle	Hewitt	Enc.-Strand	Thompson	McCusker	Cabbiness	Brown	Mathis	Golda
West Virginia	Trenkle	Hewitt	Enc.-Strand	Thompson	McCusker	Cabbiness	Campbell	Brown	Golda
Texas	Trenkle	Hewitt	Enc.-Strand	Thompson	McCusker	Cabbiness	Campbell	Brown	Golda
TCU	Trenkle	Hewitt	Enc.-Strand	Thompson	McCusker	Cabbiness	DeNicola	Brown	Golda
UC Santa Barbara	Trenkle	Hewitt	Enc.-Strand	Thompson	McCusker	Cabbiness	McLean	Mathis	Golda
Grand Canyon	Trenkle	Hewitt	Enc.-Strand	Thompson	McCusker	Cabbiness	McLean	Brown	Golda
UC Santa Barbara	Hewitt	Trenkle	Enc.-Strand	Thompson	McCusker	Cabbiness	McLean	Brown	Golda

* Pinch-hitter in OSU DH spot's first at-bat of game with pitcher listed in starting lineup



PLAYER CAREER/SEASON HIGHS

#53 Ryan Bogusz, RHP

2020 Season/Career Highs

IP	1.0	last time vs. Saint Louis	March 11
H	3	vs. UCLA	Feb. 28
R	3	vs. UCLA	Feb. 28
ER	3	vs. UCLA	Feb. 28
BB	n/a		
SO	3	vs. Saint Louis	March 11

#41 Colton Bowman, LHP

2021 Season Highs

IP	2.2	vs. Oklahoma	May 26
H	5	vs. ULM	March 16
R	5	vs. ULM	March 16
ER	5	vs. ULM	March 16
BB	3	vs. Oklahoma	May 26
SO	4	vs. Oklahoma	May 26

Career Highs

IP	3.0	vs. Little Rock	2/25/20
H	5	vs. ULM	March 16
R	5	vs. ULM	March 16
ER	5	vs. ULM	March 16
BB	3	vs. Oklahoma	May 26
SO	4	last time vs. Oklahoma	May 26

#19 Marcus Brown, INF

Career Highs

H	3	vs. Oklahoma	May 26
R	2	last time vs. West Virginia	May 28
RBI	2	last time vs. Baylor	May 15
BB	2	vs. UAPB	April 20
SO	2	vs. Baylor	May 16
SB	1	vs. Oklahoma	May 26

#27 Justin Campbell, RHP/1B

Career Highs (Hitting)

H	3	vs. West Virginia	May 28
R	3	vs. Kansas State	March 28
RBI	3	vs. West Virginia	May 28
BB	3	vs. West Virginia	April 3
SO	5	vs. Texas Tech	March 21
SB	n/a		

Career Highs (Pitching)

IP	9.0	vs. Kansas	May 8
H	8	vs. Oral Roberts	March 9
R	5	last time vs. Texas	April 24
ER	5	last time vs. Texas	April 24
BB	4	last time vs. TCU	April 17
SO	14	vs. Oral Roberts	March 9

#5 Jaxson Crull, OF

Career Highs

H	2	vs. ULM	March 16
R	2	vs. UNCW	April 10
RBI	2	vs. ULM	March 16
BB	2	vs. UNCW	April 10
SO	3	vs. Texas Tech	March 19
SB	1	vs. UNCW	April 10

#40 Kale Davis, RHP

Career Highs

IP	4.1	vs. Oklahoma	May 2
H	6	vs. New Orleans	May 20
R	5	last time vs. Vanderbilt	March 13
ER	5	last time vs. Vanderbilt	March 13
BB	3	last time vs. Baylor	May 14
SO	7	last time vs. Oklahoma	May 2

#54 Trevor Martin, RHP

Career Highs

IP	3.0	last time vs. Baylor	May 14
H	3	last time vs. Oklahoma	May 11
R	2	last time vs. TCU	May 30
ER	2	last time vs. TCU	May 30
BB	4	vs. West Virginia	April 3
SO	7	vs. Baylor	May 14

#13 Nolan McLean, INF/RHP

Career Highs (Hitting)

H	3	last time vs. West Virginia	April 2
R	3	last time vs. West Virginia	April 3
RBI	4	vs. Vanderbilt	March 14
BB	3	last time vs. UNCW	April 11
SO	3	last time vs. Texas	April 25
SB	1	vs. TCU	April 18

Career Highs (Pitching)

IP	1.0	last time vs. Texas	April 25
H	2	vs. TCU	April 18
R	4	vs. TCU	April 18
ER	4	vs. TCU	April 18
BB	3	vs. TCU	April 18
SO	2	vs. TCU	April 18

#1 Hueston Morrill, INF/RHP

Career Highs (Hitting)

H	4	vs. Kansas	May 8
R	4	last time vs. Kansas	May 8
RBI	5	vs. West Virginia	April 3
BB	3	vs. Kansas	May 7
SO	3	vs. Oklahoma	April 30
SB	2	vs. Kansas	May 9

Career Highs (Pitching)

IP	2.0	vs. New Orleans	May 20
H	2	vs. New Orleans	May 20
R	3	vs. New Orleans	May 20
ER	3	vs. New Orleans	May 20
BB	3	vs. New Orleans	May 20
SO	2	last time vs. New Orleans	May 20

#3 Bryce Osmond, RHP

Career Highs

IP	8.0	vs. Texas	April 24
H	9	vs. Oklahoma	April 30
R	7	vs. Oklahoma	April 30
ER	7	vs. Oklahoma	April 30
BB	5	last time vs. West Virginia	May 28
SO	10	vs. Texas	April 24

#25 Roman Phansalkar, RHP

Career Highs

IP	2.1	vs. Grand Canyon	March 7
H	4	last time vs. Wichita State	Feb. 22
R	4	last time vs. Oklahoma	April 30
ER	4	last time vs. Missouri State	March 23
BB	3	last time vs. UAPB	April 20
SO	3	vs. Illinois State	Feb. 28

#22 Mitchell Stone, LHP

2021 Season Highs

IP	7.1	vs. Kansas	May 7
H	8	vs. Kansas	May 7
R	4	last time vs. Texas	May 28
ER	4	last time vs. Baylor	May 14
BB	4	vs. Baylor	May 14
SO	6	vs. Baylor	May 14

Career Highs

IP	7.1	vs. Kansas	May 7
H	8	vs. Kansas	May 7
R	7	vs. Central Arkansas	4/2/19
ER	7	vs. Central Arkansas	4/2/19
BB	4	last time vs. Baylor	May 14
SO	6	last time vs. Baylor	May 14

#17 Jake Thompson, INF/OF

2021 Season Highs

H	3	last time vs. Kansas	May 7
R	3	last time vs. New Orleans	May 20
RBI	3	last time vs. Texas	May 28
BB	3	vs. Texas Tech	March 21
SO	3	vs. Vanderbilt	March 14
SB	1	last time vs. New Orleans	May 21

Career Highs

H	3	last time vs. Kansas	May 7
R	3	vs. Texas Tech	March 21
RBI	5	vs. Little Rock	2/26/20
BB	3	vs. Texas Tech	March 21
SO	3	last time vs. Vanderbilt	March 14
SB	1	last time vs. New Orleans	May 21

#28 Caeden Trenkle, OF

2021 Season Highs

H	4	vs. TCU	April 16
R	4	vs. Kansas	May 8
RBI	3	last time vs. Oklahoma	May 26
BB	4	vs. Oklahoma	April 30
SO	4	vs. Vanderbilt	March 13
SB	2	vs. Texas Tech	March 19

Career Highs

H	4	vs. TCU	April 16
R	4	vs. Kansas	May 8
RBI	4	vs. UT Rio Grande Valley	2/23/20
BB	4	vs. Oklahoma	April 30
SO	4	last time vs. Vanderbilt	March 13
SB	2	vs. Texas Tech	March 19



PLAYER CAREER STATISTICS

Bogusz, Ryan

Year	avg	gp-gs	ab	r	h	2b	3b	hr	rbi	tb	slg%	bb	hbp	so	gdp	ob%	sf	sh	sb-att	po	a	e	fld%
2020	6.75	0-0	5	0	0	0/0	0	4.0	6	3	3	0	5	0	0	0	19	.333	1	0	0	1	0
TOTAL	6.75	0-0	5	0	0	0/0	0	4.0	6	3	3	0	5	0	0	0	19	.333	1	0	0	1	0

Bowman, Colton

Year	avg	gp-gs	ab	r	h	2b	3b	hr	rbi	tb	slg%	bb	hbp	so	gdp	ob%	sf	sh	sb-att	po	a	e	fld%
2020	.000	0-0	0	0	0	0	0	0	0	0	.000	0	0	0	0	.000	0	0	0-0	0	1	0	1.000
2021	.000	0-0	0	0	0	0	0	0	0	0	.000	0	0	0	0	.000	0	0	0-0	0	1	1	.500
TOTAL	.000	0-0	0	0	0	0	0	0	0	0	.000	0	0	0	0	.000	0	0	0-0	0	2	1	.667

Year	era	w-l	app	gs	cq	sho	sv	ip	h	r	er	bb	so	2b	3b	hr	bf	bavg	wp	hbp	bk	sfa	sha
2020	6.00	1-0	3	0	0	0/0	0	6.0	6	4	4	2	6	0	1	0	26	.273	0	1	0	0	1
2021	6.75	0-1	18	0	0	0/1	0	17.1	18	17	13	11	25	3	0	3	81	.261	1	0	0	0	1
TOTAL	6.56	1-1	21	0	0	0/1	0	23.1	24	21	17	13	31	3	1	3	107	.264	1	1	0	0	2

Brown, Marcus

Year	avg	gp-gs	ab	r	h	2b	3b	hr	rbi	tb	slg%	bb	hbp	so	gdp	ob%	sf	sh	sb-att	po	a	e	fld%
2021	.364	24-10	44	9	16	2	0	0	7	18	.409	3	4	7	0	.442	1	0	1-3	18	22	2	.952
TOTAL	.364	24-10	44	9	16	2	0	0	7	18	.409	3	4	7	0	.442	1	0	1-3	18	22	2	.952

Campbell, Justin

Year	avg	gp-gs	ab	r	h	2b	3b	hr	rbi	tb	slg%	bb	hbp	so	gdp	ob%	sf	sh	sb-att	po	a	e	fld%
2020	.414	10-6	29	7	12	2	0	1	7	17	.586	4	0	7	0	.485	0	0	0-0	1	2	0	1.000
2021	.269	30-17	67	10	18	5	0	1	10	26	.388	14	1	20	1	.398	1	0	0-0	1	6	3	.700
TOTAL	.313	40-23	96	17	30	7	0	2	17	43	.448	18	1	27	1	.422	1	0	0-0	2	8	3	.769

Year	era	w-l	app	gs	cq	sho	sv	ip	h	r	er	bb	so	2b	3b	hr	bf	bavg	wp	hbp	bk	sfa	sha
2020	4.43	1-2	4	4	0	0/0	0	20.1	19	10	10	6	22	2	1	2	84	.253	2	2	0	1	0
2021	2.57	7-2	14	13	1	1/2	0	84.0	66	28	24	27	102	14	1	3	349	.214	2	7	0	3	4
TOTAL	2.93	8-4	18	17	1	1/2	0	104.1	85	38	34	33	124	16	2	5	433	.222	4	9	0	4	4

Crull, Jaxson

Year	avg	gp-gs	ab	r	h	2b	3b	hr	rbi	tb	slg%	bb	hbp	so	gdp	ob%	sf	sh	sb-att	po	a	e	fld%
2021	.222	12-7	27	7	6	1	1	0	2	9	.333	4	1	10	0	.333	1	2	1-2	14	0	0	1.000
TOTAL	.222	12-7	27	7	6	1	1	0	2	9	.333	4	1	10	0	.333	1	2	1-2	14	0	0	1.000

Davis, Kale

Year	avg	gp-gs	ab	r	h	2b	3b	hr	rbi	tb	slg%	bb	hbp	so	gdp	ob%	sf	sh	sb-att	po	a	e	fld%
2020	.000	0-0	0	0	0	0	0	0	0	0	.000	0	0	0	0	.000	0	0	0-0	0	3	1	.750
2021	.000	0-0	0	0	0	0	0	0	0	0	.000	0	0	0	0	.000	0	0	0-0	2	3	0	1.000
TOTAL	.000	0-0	0	0	0	0	0	0	0	0	.000	0	0	0	0	.000	0	0	0-0	2	6	1	.889

Year	era	w-l	app	gs	cq	sho	sv	ip	h	r	er	bb	so	2b	3b	hr	bf	bavg	wp	hbp	bk	sfa	sha
2020	5.28	2-0	7	1	0	0/0	0	15.1	14	9	9	10	15	1	0	2	69	.259	1	3	0	0	2
2021	4.26	2-3	26	0	0	0/1	1	50.2	49	28	24	32	68	9	5	4	236	.249	4	2	0	4	1
TOTAL	4.50	4-3	33	1	0	0/1	1	66.0	63	37	33	42	83	10	5	6	305	.251	5	5	0	4	3



PLAYER CAREER STATISTICS

Martin, Trevor

Year	avg	gp-gs	ab	r	h	2b	3b	hr	rbi	tb	slg%	bb	hbp	so	gdp	ob%	sf	sh	sb-att	po	a	e	fld%
2021	.000	0-0	0	0	0	0	0	0	0	0	.000	0	0	0	0	.000	0	0	0-0	1	1	0	1.000
TOTAL	.000	0-0	0	0	0	0	0	0	0	0	.000	0	0	0	0	.000	0	0	0-0	1	1	0	1.000
Year	era	w-l	app	gs	cq	sho	sv	ip	h	r	er	bb	so	2b	3b	hr	bf	bavg	wp	hbp	bk	sfa	sha
2021	4.60	3-0	22	2	0	0/1	1	31.1	32	17	16	21	44	5	1	4	148	.262	5	3	0	2	0
TOTAL	4.60	3-0	22	2	0	0/1	1	31.1	32	17	16	21	44	5	1	4	148	.262	5	3	0	2	0

McLean, Nolan

Year	avg	gp-gs	ab	r	h	2b	3b	hr	rbi	tb	slg%	bb	hbp	so	gdp	ob%	sf	sh	sb-att	po	a	e	fld%
2021	.263	39-39	137	36	36	10	1	8	20	72	.526	27	8	50	1	.410	1	0	1-2	62	19	4	.953
TOTAL	.263	39-39	137	36	36	10	1	8	20	72	.526	27	8	50	1	.410	1	0	1-2	62	19	4	.953
Year	era	w-l	app	gs	cq	sho	sv	ip	h	r	er	bb	so	2b	3b	hr	bf	bavg	wp	hbp	bk	sfa	sha
2021	18.00	0-1	2	0	0	0/0	0	2.0	2	4	4	4	3	0	0	0	11	.286	1	0	0	0	0
TOTAL	18.00	0-1	2	0	0	0/0	0	2.0	2	4	4	4	3	0	0	0	11	.286	1	0	0	0	0

Morrill, Hueston

Year	avg	gp-gs	ab	r	h	2b	3b	hr	rbi	tb	slg%	bb	hbp	so	gdp	ob%	sf	sh	sb-att	po	a	e	fld%
2019	.282	58-57	220	47	62	17	0	2	20	85	.386	34	7	59	2	.390	3	1	12-15	79	154	8	.967
2020	.258	18-18	66	17	17	6	1	2	4	31	.470	13	1	19	0	.383	1	4	6-7	25	38	2	.969
2021	.218	34-34	124	30	27	4	1	4	20	45	.363	15	7	41	2	.331	2	2	6-6	44	67	3	.974
TOTAL	.259	110-109	410	94	106	27	2	8	44	161	.393	62	15	119	4	.371	6	7	24-28	148	259	13	.969
Year	era	w-l	app	gs	cq	sho	sv	ip	h	r	er	bb	so	2b	3b	hr	bf	bavg	wp	hbp	bk	sfa	sha
2021	9.82	0-0	3	1	0	0/0	0	3.2	3	4	4	5	4	1	0	1	19	.214	1	0	0	0	0
TOTAL	9.82	0-0	3	1	0	0/0	0	3.2	3	4	4	5	4	1	0	1	19	.214	1	0	0	0	0

Osmond, Bryce

Year	avg	gp-gs	ab	r	h	2b	3b	hr	rbi	tb	slg%	bb	hbp	so	gdp	ob%	sf	sh	sb-att	po	a	e	fld%
2020	.000	2-1	0	0	0	0	0	0	0	0	.000	0	0	0	0	.000	0	0	0-0	0	1	1	.500
2021	.000	0-0	0	0	0	0	0	0	0	0	.000	0	0	0	0	.000	0	0	0-0	0	7	0	1.000
TOTAL	.000	2-1	0	0	0	0	0	0	0	0	.000	0	0	0	0	.000	0	0	0-0	0	8	1	.889
Year	era	w-l	app	gs	cq	sho	sv	ip	h	r	er	bb	so	2b	3b	hr	bf	bavg	wp	hbp	bk	sfa	sha
2020	5.06	1-1	4	4	0	0/0	0	16.0	15	12	9	13	19	4	0	1	76	.250	1	1	0	2	0
2021	7.42	2-5	13	10	0	0/1	1	57.0	63	49	47	33	67	7	1	9	268	.278	9	6	0	1	1
TOTAL	6.90	3-6	17	14	0	0/1	1	73.0	78	61	56	46	86	11	1	10	344	.272	10	7	0	3	1

Phansalkar, Roman

Year	avg	gp-gs	ab	r	h	2b	3b	hr	rbi	tb	slg%	bb	hbp	so	gdp	ob%	sf	sh	sb-att	po	a	e	fld%
2020	.000	0-0	0	0	0	0	0	0	0	0	.000	0	0	0	0	.000	0	0	0-0	0	1	0	1.000
2021	.000	0-0	0	0	0	0	0	0	0	0	.000	0	0	0	0	.000	0	0	0-0	2	3	1	.833
TOTAL	.000	0-0	0	0	0	0	0	0	0	0	.000	0	0	0	0	.000	0	0	0-0	2	4	1	.857
Year	era	w-l	app	gs	cq	sho	sv	ip	h	r	er	bb	so	2b	3b	hr	bf	bavg	wp	hbp	bk	sfa	sha
2020	27.00	0-0	2	0	0	0/0	0	2.1	6	7	7	3	3	0	0	1	16	.500	1	1	0	0	0
2021	6.35	0-0	13	0	0	0/2	0	17.0	21	19	12	18	14	2	0	3	90	.323	0	1	0	3	3
TOTAL	8.84	0-0	15	0	0	0/2	0	19.1	27	26	19	21	17	2	0	4	106	.351	1	2	0	3	3



PLAYER CAREER STATISTICS

Stone, Mitchell

Year	avg	gp-gs	ab	r	h	2b	3b	hr	rbi	tb	slg%	bb	hbp	so	gdp	ob%	sf	sh	sb-att	po	a	e	fld%
2018	.000	1-1	0	0	0	0	0	0	0	0	.000	0	0	0	0	.000	0	0	0-0	0	1	0	1.000
2019	.000	0-0	0	0	0	0	0	0	0	0	.000	0	0	0	0	.000	0	0	0-0	0	9	1	.900
2021	.000	0-0	0	0	0	0	0	0	0	0	.000	0	0	0	0	.000	0	0	0-0	0	4	1	.800
TOTAL	.000	1-1	0	0	0	0	0	0	0	0	.000	0	0	0	0	.000	0	0	0-0	0	14	2	.875

Year	era	w-l	app	gs	cq	sho	sv	ip	h	r	er	bb	so	2b	3b	hr	bf	bavg	wp	hbp	bk	sfa	sha
2018	6.23	0-0	2	2	0	0/0	0	4.1	9	3	3	3	6	1	0	1	24	.429	2	0	1	0	0
2019	4.88	2-1	9	5	0	0/1	1	27.2	23	19	15	14	19	4	0	1	125	.223	7	3	0	1	4
2021	4.62	2-1	15	6	0	0/1	0	37.0	40	22	19	13	39	9	0	1	165	.270	3	2	0	1	1
TOTAL	4.83	4-2	26	13	0	0/2	1	69.0	72	44	37	30	64	14	0	3	314	.265	12	5	1	2	5

Thompson, Jake

Year	avg	gp-gs	ab	r	h	2b	3b	hr	rbi	tb	slg%	bb	hbp	so	gdp	ob%	sf	sh	sb-att	po	a	e	fld%
2020	.326	12-11	43	3	14	6	0	0	15	20	.465	2	1	7	0	.354	2	0	0-0	6	14	3	.870
2021	.342	45-44	146	31	50	8	0	4	32	70	.479	38	13	19	3	.502	4	0	2-3	170	4	3	.983
TOTAL	.339	57-55	189	34	64	14	0	4	47	90	.476	40	14	26	3	.474	6	0	2-3	176	18	6	.970

Trenkle, Caeden

Year	avg	gp-gs	ab	r	h	2b	3b	hr	rbi	tb	slg%	bb	hbp	so	gdp	ob%	sf	sh	sb-att	po	a	e	fld%
2020	.333	18-16	69	17	23	3	4	3	16	43	.623	4	2	25	0	.387	0	5	3-4	37	1	2	.950
2021	.268	52-50	205	51	55	12	4	5	34	90	.439	33	8	62	2	.389	1	2	5-7	97	1	2	.980
TOTAL	.285	70-66	274	68	78	15	8	8	50	133	.485	37	10	87	2	.388	1	7	8-11	134	2	4	.971



OSU SEASON HIGHS

Batting

At bats:	47	-	vs Baylor (May 14, 2021)
Runs scored:	28	-	vs UAPB (Apr 20, 2021)
Hits:	18	-	at TCU (Apr 16, 2021)
	18	-	at Kansas (May 08, 2021)
	18	-	vs West Virginia (May 28, 2021 at Oklahoma City, Okla.)
RBIs:	26	-	vs UAPB (Apr 20, 2021)
Doubles:	6	-	at Wichita State (Feb 22, 2021)
Triples:	3	-	vs UAPB (Apr 20, 2021)
Home runs:	4	-	vs Vanderbilt (Mar 14, 2021)
	4	-	at Kansas (May 08, 2021)
Total bases:	34	-	at Kansas (May 08, 2021)
Walks:	18	-	vs UAPB (Apr 20, 2021)
Strikeouts:	15	-	at Oklahoma (May 02, 2021)
Sac hits:	2	-	(4 times)
Sac flies:	4	-	vs West Virginia (Apr 03, 2021)
Stolen bases:	4	-	vs Kansas State (Mar 26, 2021)
Hit by pitch:	7	-	vs West Virginia (Apr 03, 2021)
Caught stealing:	2	-	at Texas Tech (Mar 19, 2021)
Runners LOB:	19	-	vs Baylor (May 14, 2021)
Hit into DP:	3	-	at Texas Tech (Mar 20, 2021)

Fielding

Putouts:	36	-	at Oklahoma (May 02, 2021)
Assists:	15	-	at Texas Tech (Mar 20, 2021)
Errors:	5	-	vs UAPB (Apr 20, 2021)
Passed balls:	1	-	(10 times)
DPs turned:	3	-	vs Missouri State (Mar 23, 2021)

Pitching

Innings pitched:	12.0	-	at Oklahoma (May 02, 2021)
Runs allowed:	18	-	vs Vanderbilt (Mar 13, 2021)
Earned runs:	17	-	vs Vanderbilt (Mar 13, 2021)
Walks allowed:	14	-	vs Vanderbilt (Mar 13, 2021)
Strikeouts:	19	-	at Oral Roberts (Mar 09, 2021)
Hits allowed:	14	-	vs Vanderbilt (Mar 13, 2021)
	14	-	vs Oklahoma (Apr 30, 2021)
Doubles allowed:	3	-	(7 times)
Triples allowed:	1	-	(10 times)
Homers allowed:	4	-	at TCU (Apr 16, 2021)
	4	-	vs Oklahoma (Apr 30, 2021)
Wild pitches:	5	-	at TCU (Apr 18, 2021)
Hit batters:	4	-	vs Missouri State (Mar 23, 2021)

Batting

At bats:	7	-	Trenkle, Caeden vs Baylor (May 14, 2021)
Runs scored:	4	-	(7 times)
Hits:	5	-	Enc.-Strand, Chris. vs UAPB (Apr 21, 2021)
RBIs:	7	-	Hewitt, Max vs UAPB (Apr 20, 2021)
Doubles:	2	-	(6 times)
Triples:	1	-	(13 times)
Home runs:	2	-	(4 times)
Total bases:	14	-	Enc.-Strand, Chris. vs UAPB (Apr 21, 2021)
Walks:	4	-	Trenkle, Caeden vs Oklahoma (Apr 30, 2021)
Strikeouts:	5	-	Campbell, Justin at Texas Tech (Mar 21, 2021)
Sac hits:	2	-	Morrill, Hueston vs Oklahoma (Mar 30, 2021)
	2	-	Hewitt, Max vs Texas (Apr 25, 2021)
Sac flies:	1	-	(25 times)
Stolen bases:	2	-	Trenkle, Caeden at Texas Tech (Mar 19, 2021)
	2	-	Enc.-Strand, Chris. vs Kansas State (Mar 26, 2021)
	2	-	Morrill, Hueston at Kansas (May 09, 2021)
Hit by pitch:	2	-	(4 times)
Caught stealing:	1	-	(14 times)
Runners LOB:	7	-	McCusker, Carson vs UNCW (Apr 11, 2021)

Fielding

Putouts:	19	-	Hewitt, Max at Oral Roberts (Mar 09, 2021)
Assists:	6	-	Morrill, Hueston at Wichita State (Feb 22, 2021)
	6	-	Golda, Matt vs Illinois State (Feb 26, 2021)
Errors:	2	-	(4 times)
Passed balls:	1	-	(10 times)

Pitching

Innings pitched:	9.0	-	Campbell, Justin at Kansas (May 08, 2021)
Runs allowed:	7	-	Osmond, Bryce vs Oklahoma (Apr 30, 2021)
Earned runs:	7	-	Osmond, Bryce vs Oklahoma (Apr 30, 2021)
Walks allowed:	7	-	Wroblewski, Justin vs Vanderbilt (Mar 13, 2021)
Strikeouts:	14	-	Campbell, Justin at Oral Roberts (Mar 09, 2021)
Hits allowed:	9	-	Osmond, Bryce vs Oklahoma (Apr 30, 2021)
Doubles allowed:	3	-	Davis, Kale vs ULM (Mar 16, 2021 at Arlington, Texas)
	3	-	Campbell, Justin at TCU (Apr 17, 2021)
Triples allowed:	1	-	(10 times)
Homers allowed:	3	-	Campbell, Justin vs Texas (Apr 24, 2021)
Wild pitches:	2	-	(5 times)
Hit batters:	2	-	(4 times)



OPPONENT SEASON HIGHS

Batting

At bats:	44	-	vs Baylor (May 14, 2021)
Runs scored:	18	-	vs Vanderbilt (Mar 13, 2021)
Hits:	14	-	vs Vanderbilt (Mar 13, 2021)
	14	-	vs Oklahoma (Apr 30, 2021)
RBIs:	16	-	vs Vanderbilt (Mar 13, 2021)
Doubles:	3	-	(7 times)
Triples:	1	-	(10 times)
Home runs:	4	-	at TCU (Apr 16, 2021)
	4	-	vs Oklahoma (Apr 30, 2021)
Total bases:	27	-	at TCU (Apr 16, 2021)
Walks:	14	-	vs Vanderbilt (Mar 13, 2021)
Strikeouts:	19	-	at Oral Roberts (Mar 09, 2021)
Sac hits:	2	-	vs Vanderbilt (Mar 13, 2021)
	2	-	at Oklahoma (May 02, 2021)
Sac flies:	2	-	(4 times)
Stolen bases:	8	-	vs TCU (May 30, 2021 at Oklahoma City, Okla.)
Hit by pitch:	4	-	vs Missouri State (Mar 23, 2021)
Caught stealing:	1	-	(14 times)
Runners LOB:	16	-	vs Oklahoma (Mar 30, 2021)
Hit into DP:	3	-	vs Missouri State (Mar 23, 2021)

Fielding

Putouts:	36	-	at Oklahoma (May 02, 2021)
Assists:	13	-	at Texas Tech (Mar 19, 2021)
	13	-	vs UNCW (Apr 10, 2021)
	13	-	vs Baylor (May 14, 2021)
Errors:	6	-	vs Baylor (May 14, 2021)
Passed balls:	3	-	at Oral Roberts (Mar 09, 2021)
	3	-	vs Kansas State (Mar 26, 2021)
DPs turned:	3	-	at Texas Tech (Mar 20, 2021)

Pitching

Innings pitched:	12.0	-	at Oklahoma (May 02, 2021)
Runs allowed:	28	-	vs UAPB (Apr 20, 2021)
Earned runs:	26	-	vs UAPB (Apr 20, 2021)
Walks allowed:	18	-	vs UAPB (Apr 20, 2021)
Strikeouts:	15	-	at Oklahoma (May 02, 2021)
Hits allowed:	18	-	at TCU (Apr 16, 2021)
	18	-	at Kansas (May 08, 2021)
	18	-	vs West Virginia (May 28, 2021 at Oklahoma City, Okla.)
Doubles allowed:	6	-	at Wichita State (Feb 22, 2021)
Triples allowed:	3	-	vs UAPB (Apr 20, 2021)
Homers allowed:	4	-	vs Vanderbilt (Mar 14, 2021)
	4	-	at Kansas (May 08, 2021)
Wild pitches:	3	-	vs Grand Canyon (Mar 05, 2021)
	3	-	vs UAPB (Apr 20, 2021)
	3	-	at Kansas (May 09, 2021)
Hit batters:	7	-	vs West Virginia (Apr 03, 2021)

Batting

At bats:	6	-	(5 times)
Runs scored:	3	-	(10 times)
Hits:	4	-	(6 times)
RBIs:	6	-	Hardman, T. vs Oklahoma (Apr 30, 2021)
Doubles:	2	-	(4 times)
Triples:	1	-	(10 times)
Home runs:	2	-	Thomas vs Vanderbilt (Mar 14, 2021)
Total bases:	9	-	Sikes at TCU (Apr 16, 2021)
	9	-	Wolfe at TCU (Apr 17, 2021)
Walks:	4	-	McKenzie vs Baylor (May 16, 2021)
Strikeouts:	4	-	(6 times)
Sac hits:	1	-	(18 times)
Sac flies:	1	-	(19 times)
Stolen bases:	3	-	Taylor vs TCU (May 30, 2021 at Oklahoma City, Okla.)
Hit by pitch:	2	-	Baldwin, D. vs Missouri State (Mar 23, 2021)
Caught stealing:	1	-	(14 times)
Runners LOB:	6	-	Burton, B. vs Grand Canyon (Mar 05, 2021)
	6	-	Fulford, B. at Texas Tech (Mar 19, 2021)

Fielding

Putouts:	15	-	Crooks, J. at Oklahoma (May 02, 2021)
	15	-	Crooks, J. vs Oklahoma (May 26, 2021 at Oklahoma City, Okla.)
Assists:	5	-	(5 times)
Errors:	2	-	(5 times)
Passed balls:	3	-	B. Gibson at Oral Roberts (Mar 09, 2021)
	3	-	Caplinger, D vs Kansas State (Mar 26, 2021)

Pitching

Innings pitched:	8.0	-	Rocker vs Vanderbilt (Mar 13, 2021)
Runs allowed:	11	-	Rieschick, J vs UAPB (Apr 21, 2021)
Earned runs:	8	-	Russell, M. vs Missouri State (Mar 23, 2021)
	8	-	Eichelberger vs UAPB (Apr 20, 2021)
	8	-	Rieschick, J vs UAPB (Apr 21, 2021)
Walks allowed:	8	-	Olds, W. vs Oklahoma (Apr 30, 2021)
Strikeouts:	12	-	Madden vs Texas (Apr 24, 2021)
Hits allowed:	13	-	Rieschick, J vs UAPB (Apr 21, 2021)
Doubles allowed:	3	-	Kettler vs Baylor (May 15, 2021)
Triples allowed:	2	-	Larsen, C. at Kansas (May 07, 2021)
Homers allowed:	3	-	Brady, S. at Kansas (May 08, 2021)
Wild pitches:	3	-	Glover, K. vs Grand Canyon (Mar 05, 2021)
Hit batters:	3	-	Seymour, C. vs Kansas State (Mar 27, 2021)
	3	-	Abernathy, B vs West Virginia (Apr 03, 2021)



The Last Time...

A Cowboy Hitter Had...

8+ At Bats in a Game:	Gage Green & Corey Hassel (8) vs. Texas, April 3, 2015
5+ Hits in a Game:	Christian Encarnacion-Strand (5) vs. UAPB, April 21, 2021
6 Runs in a Game:	Christian Funk vs. Kansas, April 12, 2019 (tied school record)
5 Runs in a Game:	Carson McCusker vs. Wright State, Feb. 23, 2019
3 Doubles in a Game:	Trevor Boone vs. Southeastern Louisiana, March 15, 2019
2 Triples in a Game:	Carson McCusker vs. Kansas State, March 23, 2019 (tied school record)
A Grand Slam:	Christian Encarnacion-Strand vs. West Virginia (4th inning), April 2, 2021
A Pinch-Hit Home Run:	Nick DeNicola (7th inning), May 8, 2021
Hit For the Cycle:	Christian Encarnacion-Strand vs. UAPB, April 21, 2021
10 RBI in a Game:	Jason Heath vs. Kansas State, April 24, 1993 (school record)
9 RBI in a Game:	Robbie Rea vs. Alabama A&M, March 10, 2012 (Game 1)
8 RBI in a Game:	Adam Carr vs. Kansas, May 22, 2005
7 RBI in a Game:	Max Hewitt vs. UAPB, April 21, 2021
6 RBI in a Game:	Carson McCusker vs. Texas, April 19, 2019
5 RBI in a Game:	Hueston Morrill vs. West Virginia, April 3, 2021
10+ Total Bases:	Christian Encarnacion-Strand (14) vs. UAPB, April 21, 2021
5 Walks in a Game:	Corey Brown vs. Texas Tech, May 11, 2007
4 Walks in a Game:	Caeden Trenkle vs. Oklahoma, April 30, 2021
4 Strikeouts in a Game:	Carson McCusker vs. Oklahoma, May 26, 2021
Stole Home:	Caeden Trenkle vs. Texas Tech, March 19, 2021
4 Stolen Bases in a Game:	Garrett McCain vs. Incarnate Word, March 1, 2016
3 Stolen Bases in a Game:	Gage Green vs. Southeastern Oklahoma State, March 20, 2013
3 HRs in a Game:	Trevor Boone vs. Texas, April 18, 2019 (tied school record)
2 HRs in a Game:	Cade Cabbiness vs. Baylor, May 14, 2021
HRs in Consecutive At Bats:	Cade Cabbiness vs. Baylor (2nd & 4th innings), May 14, 2021
Inside-the-Park Home Run:	Kevin Bradley vs. Alcorn State, March 11, 2015
2 Hits in an Inning:	Christian Encarnacion-Strand vs. UAPB (2nd inning), April 20, 2021
3 Hits in an Inning:	Toby Rhodes vs. Grambling, Feb. 11, 2000 (tied for NCAA record)
3 HBP in a Game:	Rafael Thomas vs. Western Illinois, March 18, 2009 (Game 2)
Led Off Game with HR:	Devin Shines vs. Texas Tech, May 21, 2011
Walk-Off Home Run:	Ryan Sluder vs. Dallas Baptist, April 21, 2015

A Cowboy Pitcher Had...

A Complete Game:	Justin Campbell vs. Kansas, May 8, 2021
A Complete Game (7 Innings):	C.J. Varela vs. Little Rock, Feb. 26, 2020
A Complete Game by a Freshman:	Justin Campbell vs. Kansas, May 8, 2021
Four-Straight Complete Games:	Spencer Grogan vs. Kansas State 4/25; Kansas 4/17; Baylor 4/11; Texas A&M 4/3, 2004
Consecutive Complete Games:	Jensen Elliott vs. Oklahoma, May 10, 2019; vs. Baylor, May 17, 2019
Consecutive Complete Games (7 Innings):	Matt Smith at Baylor (9), April 18, 1998; vs. Nebraska (7), April 24, 1998
A Shutout:	Justin Campbell vs. Kansas, May 8, 2021
A Shutout (7 Innings):	C.J. Varela vs. Little Rock, Feb. 26, 2020
Consecutive Shutouts:	Thomas Hatch vs. TCU, April 22, 2016; vs. Texas, April 30, 2016; vs. Prairie View A&M, May 6, 2016
A Combined Shutout:	Parker Scott (7.0) & Brett Standlee (2.0) vs. Texas Tech, March 19, 2021
A Combined Shutout (7 Innings):	C.J. Varela (5.0) & Roman Phansalkar (2.0) vs. UAPB, April 20, 2021
A Shutout by a Freshman:	Justin Campbell vs. Kansas, May 8, 2021
Hit Four Batters in a Game:	Matt Gardner vs. La Salle, Feb. 16, 2007
A Three-Pitch Inning:	Rick Rivas (5th inn.) vs. Dallas Baptist, April 11, 2006
Had 10+ Strikeouts in a Game:	Justin Campbell (10) vs. Baylor, May 15, 2021
A 1-Hit Game:	Jensen Elliott vs. Texas, April 18, 2019
A 1-Hit Game (7 innings):	C.J. Varela vs. Little Rock, Feb. 26, 2020
A Combined 1-Hit Game:	Jensen Elliott (7.0), Peyton Battenfield (1.0) & Ben Leeper (1.0) vs. Southeastern Louisiana, March 15, 2019
A No-Hitter:	Justin Campbell vs. Kansas, May 8, 2021
A No-Hitter (7 Innings):	Joe Giordanella vs. Oklahoma, April 1, 1985
A Combined No-Hitter:	Jason Bell (5.2), Brent Nichols (1.1), Rob Gaiko (1) & Marcus Cuper (1) vs. Missouri Southern, March 16, 1993



The Last Time...

Oklahoma State (The Team)...

Scored 30+ Runs:	30 vs. Western Illinois, March 18, 2009 (Game 1)
Scored 20+ Runs:	28 vs. UAPB, April 20, 2021
Scored 10+ Runs in an Inning:	11 (6th inn.) vs. Kansas, May 7, 2021
Had 20+ Hits:	20 vs. Saint Louis, March 10, 2020
Had 7+ Doubles:	10 vs. Minnesota, March 6, 2011
Did Not Strikeout:	vs. Kansas, May 2, 2010
Had 4+ Triples:	4 vs. Arkansas-Pine Bluff, March 23, 2011
Had 10+ HRs:	12 vs. Kansas, April 12, 2019 (school record)
Had 7+ HRs:	12 vs. Kansas, April 12, 2019 (school record)
Had 10+ Walks:	11 vs. Baylor, May 16, 2021
Had 10+ Stolen Bases:	11 vs. Wichita State, April 27, 1956 (school record)
Allowed Less Than Three Hits:	0 vs. Kansas, May 8, 2021
Was Shut Out:	vs. Vanderbilt, March 13, 2021 (Game 1)
Was Shut Out at Home:	vs. Vanderbilt, March 13, 2021 (Game 1)
Was Shut Out On The Road:	vs. Grand Canyon, Feb. 20, 2017
Had Back-to-Back Homers:	Cade Cabbiness & Nick DeNicola (3rd inn.) vs. New Orleans, May 21, 2021
Had Three Consecutive Homers:	Christian Funk/Colin Simpson/Andrew Navigato (1st inn.) vs. Oklahoma, May 10, 2019
Struck Out 15+ Times:	15 vs. Oklahoma, May 2, 2021
Turned a Triple Play:	vs. Cal State Fullerton, May 31, 2014
Was Held to 2 or Less Hits:	2 vs. Oral Roberts, May 2, 2017
Committed 4+ Errors in a Game:	5 vs. UAPB, April 20, 2021
Won Both Games of a Doubleheader:	vs. UNCW, April 10, 2021
Lost Both Games of a Doubleheader:	vs. Texas, April 24, 2021

An Opponent...

Threw a No-Hitter:	Nick Schmidt (6), Brian McLelland (1) and Devin Collis (2), Arkansas, Feb. 11, 2006
Threw a One-Hitter:	B.R. Cook, Oregon State, Feb. 18, 1999
Hit 3 HRs:	Charlie Llewellyn, Texas-Arlington, March 10, 1993
Hit 2 HRs:	Isaiah Thomas, Vanderbilt, March 14, 2021
Had Back-to-Back HRs:	Parker Graham and Jimmy Crooks (4th inn.), Oklahoma, April 30, 2021
Hit a Grand Slam:	Brayden Taylor (8th inn.), TCU, April 18, 2021
Had 5+ Hits in a Game:	Richie Cunningham (5), Baylor, May 11, 2018
Had 5+ RBI in a Game:	Tyler Hardman (6), Oklahoma, April 30, 2021
Scored 10+ Runs in an Inning:	Stetson (10 in the 3rd inn.), June 3, 2018
Had a Pinch-Hit Home Run:	E.J. Taylor, UT Rio Grande Valley, Feb. 21, 2020
Pitched a Complete Game:	Jack Perkins, Stetson, June 3, 2018
Had 10+ Strikeouts in a Game:	Rodney Boone (11), UC Santa Barbara, June 4, 2021

italics — occurred during 2022 season

* — most recent occurrence in 2022